



COMMISSION OF THE EUROPEAN

015419/EU XXIII.GP  
Eingelangt am 13/06/07

Brussels, 13.6.2007  
SEC(2007) 800

**COMMISSION STAFF WORKING DOCUMENT**

*Annexes accompanying the*

**REPORT FROM THE COMMISSION  
TO THE EUROPEAN PARLIAMENT AND THE COUNCIL**

**on the implementation of Council Regulation (EC) No 814/2000  
on information measures relating to the common agricultural policy**

{COM(2007) 324 final}

ANNEX I

Table I.1 Grants

ANNUAL WORK PROGRAMMES BY MEMBER STATE

Member State	2003		2004		2005		2006		Total successful	Total rejected	Total applications
	Applications	Successful	Applications	Successful	Applications	Successful	Applications	Successful			
AT	0	0	2	0	1	0	1	0	0	4	4
BE <sup>1</sup>	3	1	6	2	4	1	4	3	7	10	17
CY*	0	0	0	0	0	0	1	0	0	1	1
CZ*	0	0	0	0	0	0	0	0	0	0	0
DE	3	0	2	1	1	0	2	1	2	6	8
DK	0	0	0	0	1	1	0	0	1	0	1
EL	6	1	4	0	6	0	4	3	4	16	20
ES	14	3	16	1	6	2	7	2	8	35	43
ET*	0	0	0	0	0	0	0	0	0	0	0
FI	0	0	0	0	0	0	1	0	0	1	1
FR	4	0	5	0	4	0	3	2	2	14	16
HU*	0	0	0	0	1	0	1	0	0	2	2
IE	0	0	1	0	0	0	0	0	0	1	1
IT	20	2	23	0	17	2	15	4	8	67	75
LU	0	0	0	0	0	0	0	0	0	0	0
LT*	0	0	0	0	0	0	0	0	0	0	0
LV*	0	0	0	0	0	0	0	0	0	0	0
MT*	0	0	1	0	0	0	0	0	0	1	1
NL	0	0	1	0	2	0	1	1	1	3	4
PL*	1	0	0	0	0	0	0	0	0	1	1
PT	2	1	3	0	1	0	0	0	1	5	6
SK*	0	0	0	0	0	0	2	0	0	2	2
SL*	0	0	0	0	0	0	0	0	0	0	0
SV	1	0	0	0	0	0	0	0	0	1	1
UK	3	1	1	0	1	0	0	0	1	4	5
<b>Total</b>	<b>57</b>	<b>9</b>	<b>65</b>	<b>4</b>	<b>45</b>	<b>6</b>	<b>42</b>	<b>16</b>	<b>35</b>	<b>174</b>	<b>209</b>

<sup>1</sup> Including European organisations based in Brussels

\* Organisations established in these Member States were eligible to apply only starting from the 2005 exercise.

Table I.2 Grants

SPECIFIC MEASURES BY MEMBER STATE

Member State	2003		2004		2005		2006		Total successful	Total rejected	Total applications
	Applications	Successful	Applications	Successful	Applications	Successful	Applications	Successful			
AT	1	1	2	0	1	0	1	1	2	3	5
BE <sup>1</sup>	9	2	3	1	4	0	3	2	5	14	19
CY*	0	0	0	0	1	0	0	0	0	1	1
CZ*	0	0	0	0	0	0	1	0	0	1	1
DE	5	3	7	2	6	2	5	0	7	16	23
DK	0	0	1	0	0	0	1	0	0	2	2
EL	7	1	4	3	5	3	3	0	7	12	19
ES	14	2	16	6	10	1	7	1	10	37	47
ET*	0	0	0	0	0	0	0	0	0	0	0
FI	2	0	0	0	0	0	0	0	0	2	2
FR	12	3	10	1	9	1	5	4	9	27	36
HU*	0	0	0	0	2	1	5	2	3	4	7
IE	1	0	2	0	0	0	1	1	1	3	4
IT	32	5	31	5	27	6	19	5	21	88	109
LU	0	0	0	0	0	0	0	0	0	0	0
LT*	0	0	0	0	0	0	1	1	1	0	1
LV*	0	0	1	0	0	0	0	0	0	1	1
MT*	0	0	0	0	0	0	1	0	0	1	1
NL	3	0	0	0	1	0	1	0	0	5	5
PL*	0	0	0	0	1	0	0	0	0	1	1
PT	4	0	4	1	2	0	1	1	2	9	11
SK*	0	0	0	0	2	0	0	0	0	2	2
SL*	0	0	0	0	0	0	0	0	0	0	0
SV	0	0	0	0	1	0	1	1	1	1	2
UK	2	0	0	0	0	0	3	1	1	4	5
<b>Total</b>	<b>92</b>	<b>17</b>	<b>81</b>	<b>19</b>	<b>72</b>	<b>14</b>	<b>59</b>	<b>20</b>	<b>70</b>	<b>234</b>	<b>304</b>

<sup>1</sup> Including European organisations based in Brussels

\* Organisations established in these Member States were eligible to apply only starting from the 2005 exercise.

Applications received 2003-2006 by Member State (% of the total)

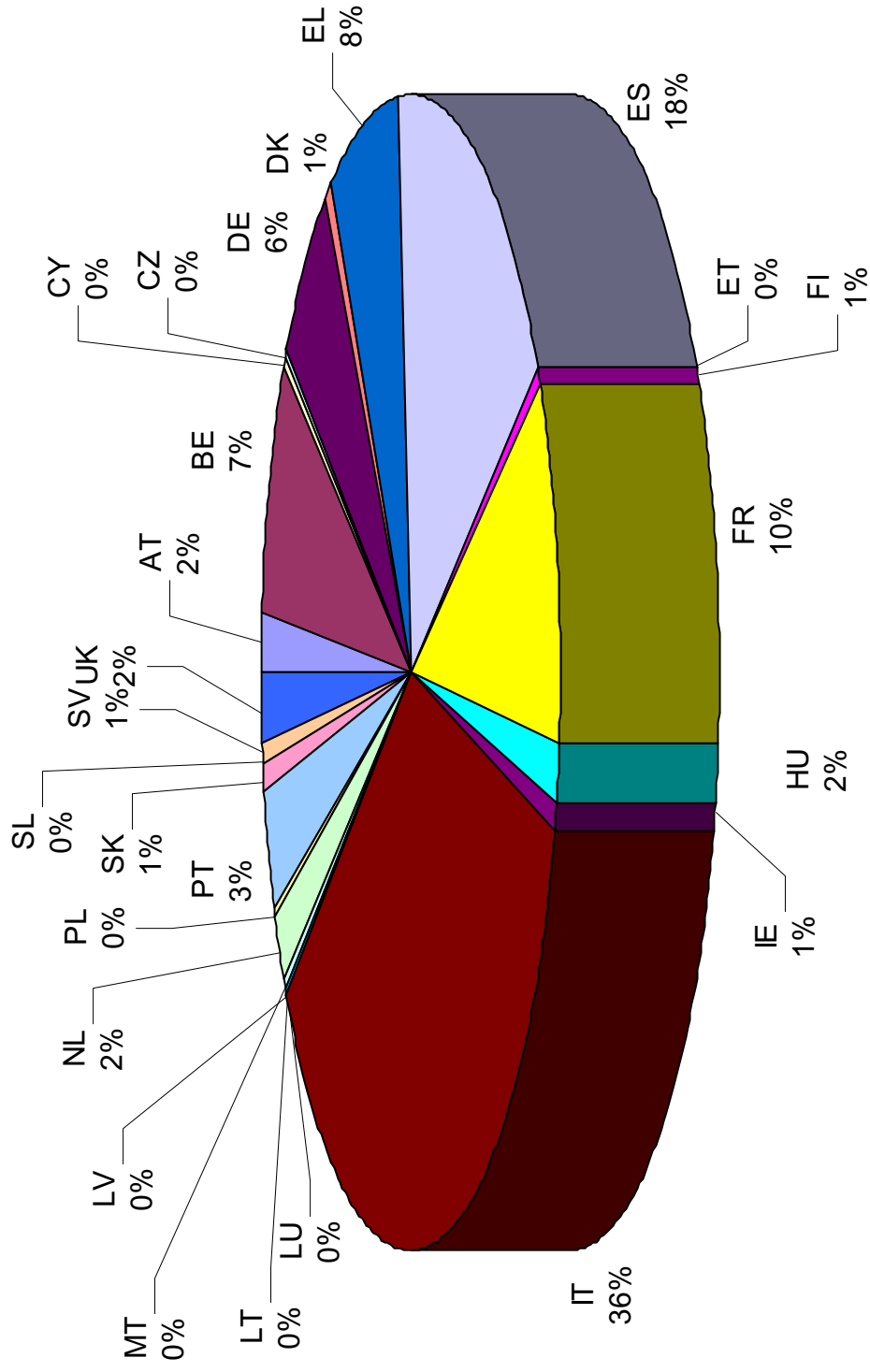


Table I.3

Grants awarded 2003-2006 by Member State (% of the total)

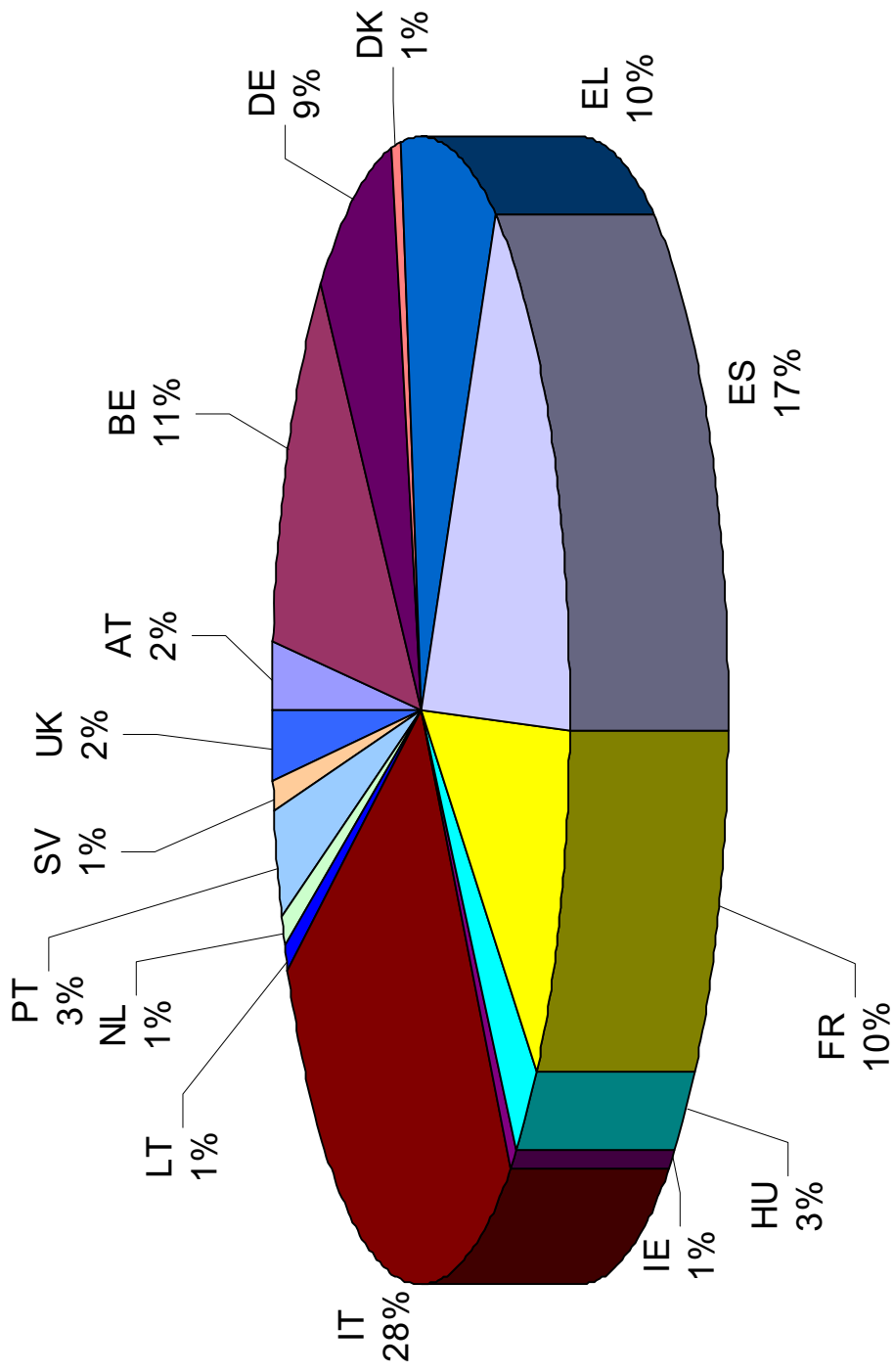


Table I.4

	Available budget	Total amount awarded
2003	4000000	1553636,87
2004	4000000	1301959,00
2005	3500000	1469238,86
2006	2800000	2638670,38

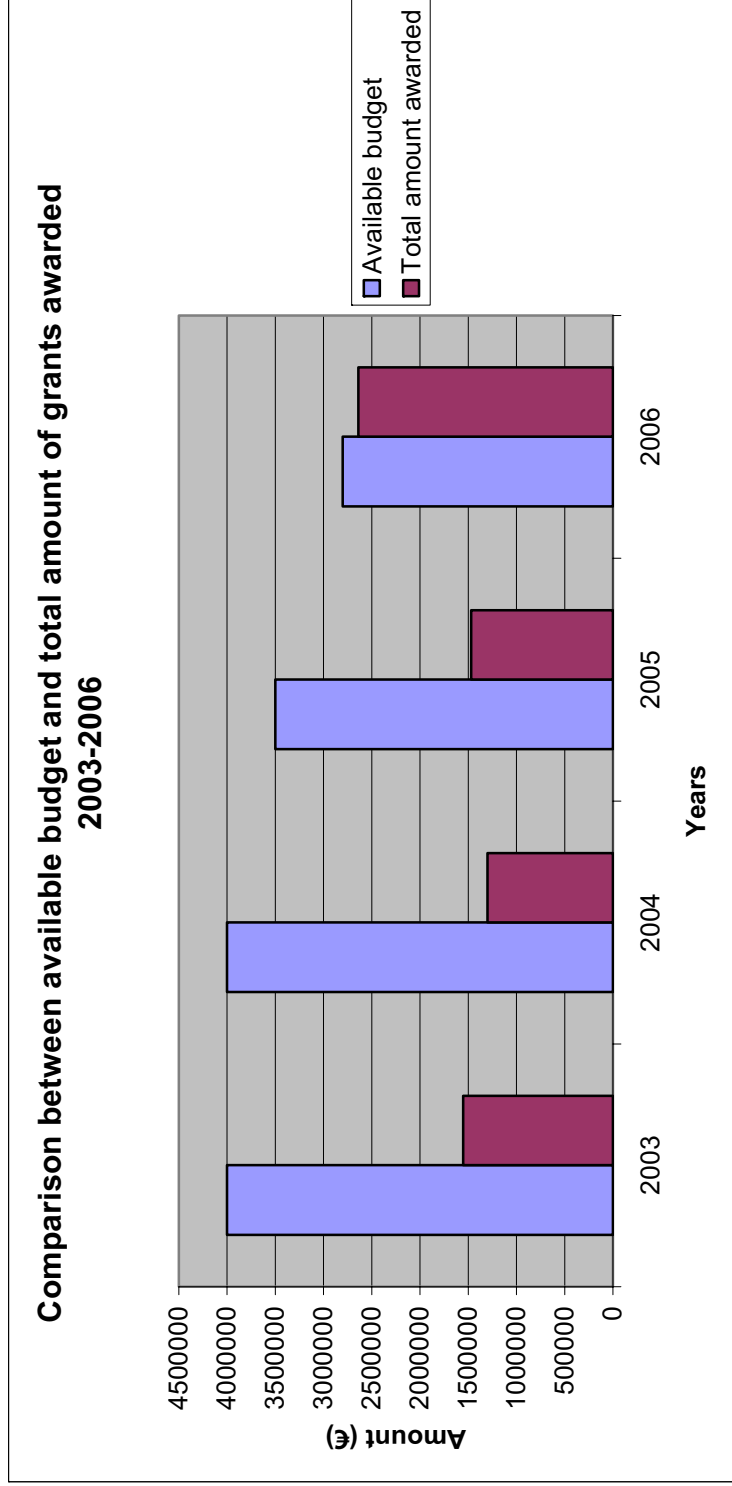


Table I.5.

**Table I.6**

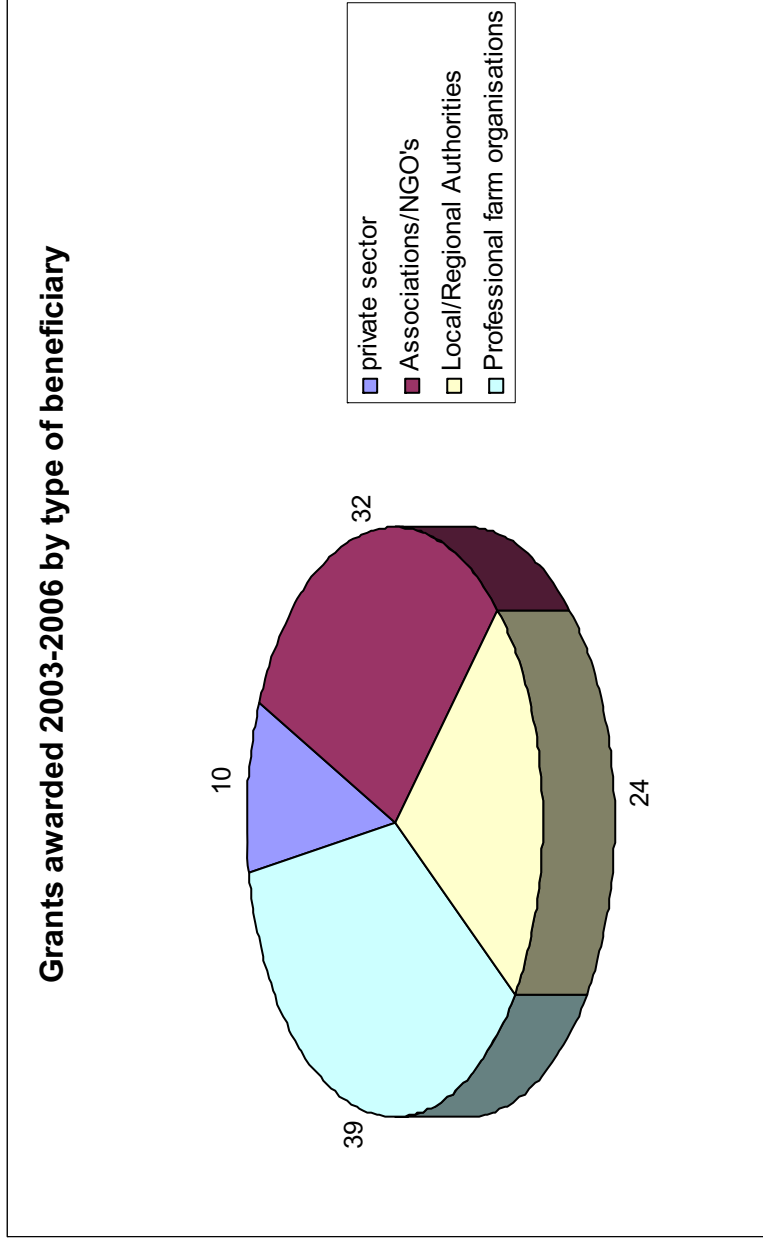
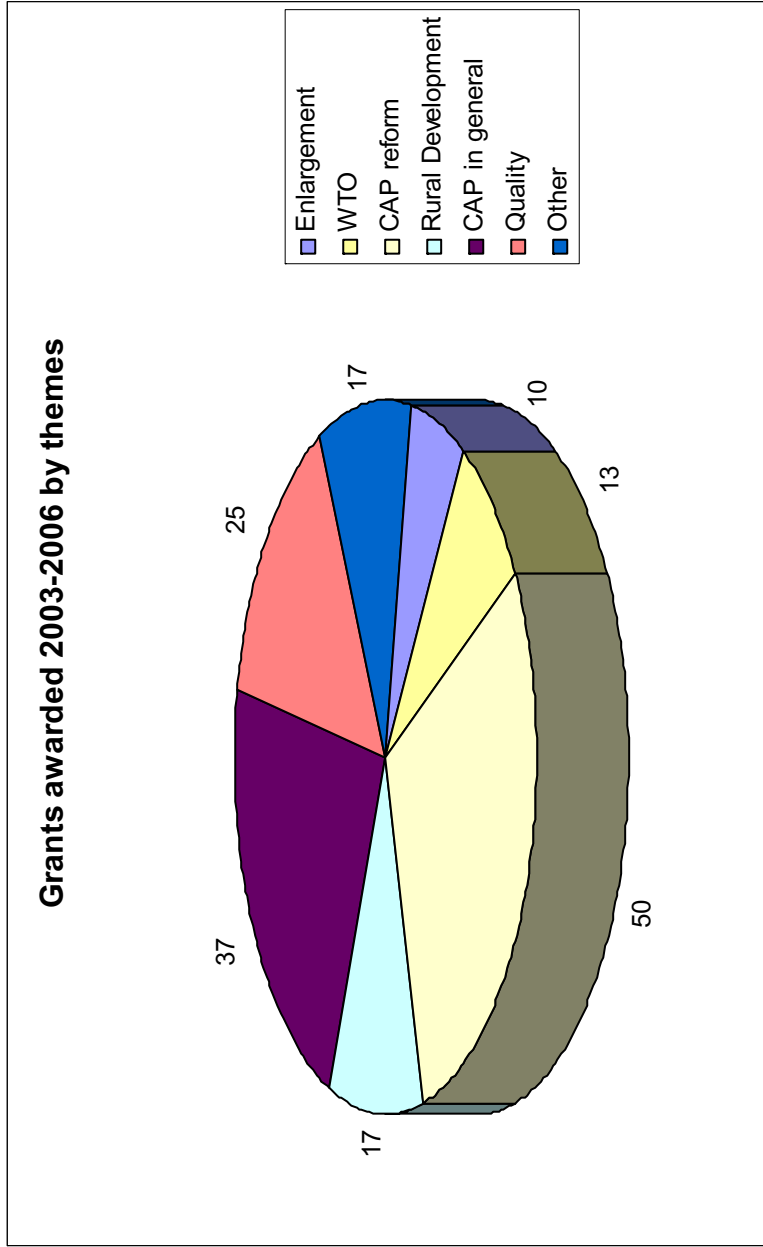


Table I.7





## ANNEX II<sup>1</sup>

**Table II.1 – FINANCIAL IMPLICATIONS OF  
THE ACTIVITIES UNDERTAKEN BY DG AGRICULTURE IN 2003**

Date	Place	Nature of activity	Commitments (in EUR)
		<b><u>FAIRS</u></b>	<b>310 906,92</b>
15–25.01.2004	Berlin	<b><u>Internationale Grüne Woche</u></b> Participation of DG AGRI: creation and equipment of a stand including rental of a space (on the basis of 2003 budget)	121 327,62
28.02– 07.03.2004	Paris	<b><u>Salon International de l’Agriculture</u></b> Participation of DG AGRI: creation and equipment of a stand including rental of a space (on the basis of 2003 budget)	122 273,46
03–07.03.2004	Verona	<b><u>Fieragricola</u></b> Participation of DG AGRI: creation and equipment of a stand including rental of space (on the basis of 2003 budget)	67 305,84
		<b><u>CONFERENCES/SEMINARS</u></b>	<b>728 932,87</b>
12–14.11.2003	Salzburg	<b><u>Conference “Planting seeds for Rural Futures: Rural Policy Perspectives for a Wider Europe”</u></b> (participants: over 1 000 stakeholders and experts from EU-15, new Member States and candidate countries, organised by DG AGRI)	678 323,87
22.01.2004	Brussels	<b><u>Hearing “Organic Food and Farming”</u></b> (participants: over 280 stakeholders and experts from EU-15, new Member States and candidate countries) in the context of the European Action Plan for Organic Farming, organised by DG AGRI (on the basis of 2003 budget).	50 609,00
		<b><u>SURVEYS AND OTHER COMMUNICATION ACTIONS</u></b>	<b>76 207,14</b>
2003		<b>Eurobarometer</b> opinion poll Member States + 5 question unit	76 207,14
		<b><u>PUBLICATIONS</u></b>	<b>1 040 064,00</b>
		<b>Re-prints:</b>	
2003		Factsheet agriculture and the environment	7 698,92
2003		Information folder	404,00
		Distribution and storage	
		2002	68 686,08
		2003	240 831,00
		2004	220 000,00
2003		Corporate design	24 320,00

<sup>1</sup> Global commitments not included.

		<b><u>New publications:</u></b>	
2003		Factsheet 'Rural development' Factsheet 'Overview of Rural development environment' Rural development country profiles	167 880,25
2003		CAP reports: prospects 2003–2010'	1 351,00
2003		CAP reform summary Special Newsletter: writing	5 720,00
2003		European agriculture entering the 21 <sup>st</sup> century	1 452,00
2003		WTO information pack	28 595,00
2004		Summary of 2002 annual report: writing	10 890,00
2003		4 x monthly Newsletters: writing	3 850,00
2003		10 x monthly Newsletters: production	9 422,00
2003		Proceedings of the conference 'Community policies and mountain areas'	33 981,74
2003		Brochure 'Forestry in the EU'	38 040,15
2003		Postcards – Rural development	7 110,00
2003		Posters – Rural development	6 054,70
2003		Summary of 2001 annual report: production	24 611,40
2004		Glossary: writing	1 540,00
2004		CAP Information sheets: writing	21 175,00
2003		Factsheet horticulture sector in the EU: production	21 363,00
2004		Factsheet meat sector: production	29 347,00
2004		Proceedings Salzburg conference	42 809,70
2004		Factsheet agriculture and the environment	18 961,00
2003		Brochure impact future options for milk quota system	1 082,66
2004		Writing 3 newsletters 2004	2 887,50
		<b><u>VARIOUS</u></b>	<b>137 501,99</b>
2002		Brochure 'Mid-Term Review of the CAP'	14 865,90
		Brochure CAP (cancelled)	64 445,00
		Annual report 2000: production	20 800,10
		Video on WTO	25 865,20
		Others	11 525,85
		<b><u>TOTAL</u></b>	<b>2 293 612,92</b>

**Table II.2 – FINANCIAL IMPLICATIONS OF  
THE ACTIVITIES UNDERTAKEN BY DG AGRICULTURE IN 2004**

<b>Date</b>	<b>Place</b>	<b>Nature of activity</b>	<b>Commitments (in EUR)</b>
		<b><u>FAIRS</u></b>	<b>443 857,02</b>
21–30.01.2005	Berlin	<b><u>Internationale Grüne Woche</u></b> Participation of DG AGRI: creation and equipment of a stand including rental of a space	124 947,62
26.02– 06.03.2005	Paris	<b><u>Salon International de l’Agriculture</u></b> Participation of DG AGRI: creation and equipment of a stand including rental of a space for the Commission and the new ten Member States	305 963,71
03–07.03.2004	Verona	<b><u>Fieragricola</u></b> Additional costs to the one already declared in 2003	12 945,69
		<b><u>CONFERENCES / SEMINARS</u></b>	<b>499 254,12</b>
14–16.03.2004	Sofia	<b><u>Conference on CAP enlargement</u></b> (participants: +/- 250 from agricultural NGO’s, industries, consumer and environmental groups, government representatives, universities and media, organised by DG AGRI).	176 562,97
16.09.2004	Brussels	<b><u>Meeting with press members</u></b> in order to inform them on the new rural development policy being proposed by the Commission (participants +/- 60 from EU-25, organised by DG AGRI).	62 172,60
25.10.2004	Brussels	<b><u>Launch of Leader+ Observatory</u></b> (participants +/- 300 members of leader+ local action groups, organised by DG AGRI).	130 502,57
14.01.2005	Strasbourg	<b><u>Conference : “CAP – new prospects for young farmers in Europe and beyond”</u></b> (participants +/- 200, members of young farmers associations from EU-25, organised by DG AGRI and European Parliament).	130 015,98
		<b><u>SURVEYS AND OTHER COMMUNICATION ACTIONS</u></b>	<b>149 693,44</b>
2004		<b><u>Eurobarometer</u></b> – opinion poll Member States – trend analysis	149 693,44
		<b><u>PUBLICATIONS</u></b>	<b>848 833,50</b>
2005		<b><u>Distribution and storage 2005</u></b>	193 000
2004		<b><u>Factsheets</u></b> – Mountain areas – Financing the CAP – Overview implementation rural development – Quality	97 653,02
2004		<b><u>Special newsletters</u></b>	8 235,50
2003		<b><u>Annual reports and summary (2002-2003)</u></b>	99 916,00
2004		<b><u>Internet text</u></b>	3 093,75

2004		<b>Newsletters 2004</b>	13 532,00
2005		<b>Newsletters 2005</b>	45 139,50
2004		<b>CAP leaflet</b>	73 946,00
2004		<b>“Future of rural areas in the new Member States”</b>	15 808,00
2004		<b>CAP reports: prospects</b> – 2003–2010 – 2004–2011	4 396,43
2004		<b>Postcards – Rural development</b>	8 686,75
2004		<b>Posters – Rural development</b>	5 135,49
2005		<b>Calendar 2005</b>	12 291,52
2004		<b>Power point templates</b>	1 995,00
2004		<b>Brochures</b> – CAP explained – Rural development: success stories	219 613,00
2004		<b>Information folders</b> – CAP reform – Rural development: country profiles	46 391,54
		<b><u>VARIOUS</u></b>	<b>31 472,86</b>
2004		Cancellations in 2005	4 365,00
2003		Newsletter 2003	2 187,00
< 2003		Re-examination of old files	20 638,85
		Others	4 282,01
		<b><u>TOTAL</u></b>	<b>1 973 110,94</b>

**Table II.3 – FINANCIAL IMPLICATIONS OF  
THE ACTIVITIES UNDERTAKEN BY DG AGRICULTURE IN 2005**

<b>Date</b>	<b>Place</b>	<b>Nature of activity</b>	<b>Commitments (in EUR)</b>
		<b><u>FAIRS</u></b>	<b>782 671,56</b>
03–06.07.2005	UK	<b><u>Royal Show</u></b> Participation of DG AGRI: creation and equipment of a stand including rental of a space	211 927,47
13–16.10.2005	Cyprus	<b><u>Cyprus State Fair</u></b> Participation of DG AGRI: creation and equipment of a stand including rental of a space	148 672,50
13–22.01.2006	Berlin	<b><u>Internationale Grüne Woche</u></b> Participation of DG AGRI: creation and equipment of a stand including rental of a space	211 846,05
25.02– 03.03.2006	Paris	<b><u>Salon international de l'agriculture</u></b> Participation of DG AGRI: creation and equipment of a stand including rental of a space	210 225,54
		<b><u>CONFERENCES / SEMINARS</u></b>	<b>284 795,54</b>
14.06.2005	Brussels	<b><u>Veal Hearing</u></b> (participants: +/- 250 – representatives of the producers, industry/retailers and consumers, organised by DG AGRI).	37 196,70
14.06.2005	Brussels	<b><u>Conférence PE</u></b> Bags and information on agriculture provided during the event.	7 969,44
04–06.04.2006	Vienna	<b><u>Coexistence conference Vienna</u></b> (participants +/- 800 members – from agricultural NGO's, industries, consumer and environmental groups, government representatives, universities and media, organised by DG AGRI). Only financial implication for 2005 was the contract signed with the professional conference organiser. All other financial implications will incur in 2006.	239 629,40
		<b><u>SURVEYS AND OTHER COMMUNICATION ACTIONS</u></b>	<b>134 588,74</b>
2005		<b><u>Eurobarometer</u></b> – opinion poll Member States – trend analysis	134 588,74
		<b><u>PUBLICATIONS</u></b>	<b>647 486,78</b>
2005/2006		<b><u>Distribution and storage 2005 +2006</u></b>	170 176,00
2005		<b><u>Brochures</u></b> – CAP explained – Rural development: success stories	120 478,37
2005		<b><u>Information folders</u></b> – 2003 CAP reform – WTO Hong Kong – Sugar info pack	109 403,20

2005		<b>Factsheets</b> – Simplification – Leader – New financial perspectives 2000–2006 – New RD policy 2007–2013 – Mountain areas	62 370,25
2005		<b>Newsletters</b>	50 556,60
2004		<b>Annual report and summary (2004)</b>	35 740,00
2005		<b>Agricultural map EU</b>	26 242,64
2005		<b>Special newsletters: Lisbon Strategy</b>	15 993,60
2005		<b>Leaflets</b> – Carcass classification – CAP map	14 690,44
2005		<b>Reports</b> – Genetic resources in agriculture	13 165,39
2006		<b>Calendar 2006</b>	12 636,00
2005		<b>Cap reports: prospects</b> – 2004–2011 – 2005–2012	8 169,00
2005		<b>Postcards</b>	6 177,74
2005		<b>Posters</b>	1 687,55
		<b><u>MULTIMEDIA</u></b>	<b>401 514,40</b>
2005		“CAP explained” film	178 676,00
2005		Photo collection	79 002,00
2005		Sugar reform Video	67 005,40
2005		Photo database	42 560,00
2005		Wine filming	24 966,00
2005		Europa Go Quizz	4 785,00
2005		Internet layout	4 520,00
		<b><u>VARIOUS</u></b>	<b>11 618,80</b>
2005		Mailing list update	4 734,80
2004		Reprints	842
		Other	6 042,00
		<b><u>TOTAL</u></b>	<b>2 262 675,82</b>

**Table II.4 – FINANCIAL IMPLICATIONS OF  
THE ACTIVITIES UNDERTAKEN BY DG AGRICULTURE IN 2006**

<b>Date</b>	<b>Place</b>	<b>Nature of activity</b>	<b>Commitments (in EUR)</b>
		<b><u>FAIRS</u></b>	<b>1 278 101</b>
26–28.05.2006	Denmark	<b><u>Roskilde</u></b> Participation of DG AGRI: creation and equipment of a stand including rental of a space and organisation of events	132 122
03–06.08.2006	Finland	<b><u>Farmari</u></b> Participation of DG AGRI: creation and equipment of a stand including rental of a space and organisation of events	153 711
27–30.09.2006	Ireland	<b><u>World Ploughing Championships</u></b> Participation of DG AGRI: creation and equipment of a stand including rental of a space and organisation of events	186 483
21–24.11.2006	Hungary	<b><u>Hungexpo</u></b> Participation of DG AGRI: creation and equipment of a stand including rental of a space and organisation of events	170 100
19–28.01.2007	Berlin	<b><u>Internationale Grüne Woche</u></b> Participation of DG AGRI: creation and equipment of a stand including rental of a space and organisation of events	309 267
03–11.03.2007	Paris	<b><u>Salon international de l'agriculture</u></b> Participation of DG AGRI: creation and equipment of a stand including rental of a space and organisation of events	302 776
		<b><u>Others</u></b>	23 642
		<b><u>CONFERENCES/SEMINARS</u></b>	<b>1 136 558</b>
03–04.10.2006	Brussels	<b><u>Simplification</u></b> (participants: +/- 280 – from NGO's, industries, consumer and environmental groups, government representatives, universities and media, organised by DG AGRI).	339 979
05–06.02.2007	Brussels	<b><u>Quality</u></b> (participants: +/- 400 – from NGO's, industries, consumer and environmental groups, government representatives, universities and media, organised by DG AGRI).	306 843
17.04.2007	Brussels	<b><u>Young Farmers</u></b> (participants: +/- 200 – representatives of agricultural organisations, consumer and environmental groups, and media, organised by DG AGRI).	319 736
14–15.05.2007	Brussels	<b><u>Broadband</u></b> (participants +/- 500 members – from NGO's, industries, consumer and environmental groups, government representatives, universities and media, organised by DG INFSO – co-financed by DG INFSO, DG AGRI and DG REGIO).	170 000

		<b><u>SURVEYS AND OTHER COMMUNICATION ACTIONS</u></b>	<b>349 961</b>
2006		<b>Eurobarometer</b> – opinion poll Member States – trend analysis	349 961
		<b><u>PUBLICATIONS</u></b>	<b>667 277</b>
2006/2007		<b>Distribution and storage 2006 +2007</b>	170 000
2006		<b>Brochures</b> – Rural development: success stories	127 173
2006		<b>Information folders</b> – Info folder – CAP Simplification	9 367
2006		<b>Factsheets</b> – Wine reform – Leader approach – Dairy factsheet – Biofuels – Quality – Financial controls – F&V reform – Mountain areas	306 936
2006		<b>Newsletters</b>	18 202
2004		<b>Review Annual report and summary (2004)</b>	5 144
2006		<b>Special newsletters: Putting Rural Development to work for jobs and growth</b>	1 343
2006		<b>Reports</b> – Development on World Agricultural Commodity Markets – Rural Development in the EU-statistics	22 004
2006		<b>Cap reports: prospects</b> – 2005–2012	3 498
2006		<b>Posters</b>	3 610
		<b><u>MULTIMEDIA</u></b>	<b>78 770</b>
2006		Maintaining and updating photo database	42 560
2006		Online adaptation CAP brochure	11 590
2007		Redesign starting page DG AGRI	4 750
2006		Filming F&V reform	19 000
2006		Mailing list	870
		<b><u>VARIOUS</u></b>	<b>94 287</b>
2005		Reprints	68 246
		DG AGRI windows decoration	17 653
		Others	8 388
		<b><u>TOTAL</u></b>	<b>3 604 954</b>



## ANNEX III

### List of abbreviations

<b><i>COPA:</i></b>	Committee of Professional Agricultural Organisations in the EU;
<b><i>COGECA:</i></b>	General Confederation of Agricultural Co-operatives in the EU;
<b><i>AEFPR:</i></b>	European Association for agricultural and rural training;
<b><i>CEJA:</i></b>	European Council of Young Farmers;
<b><i>WWF:</i></b>	World Wide Fund for Nature – WWF European Policy Office;
<b><i>EUROMONTANA:</i></b>	European multi-sectoral association for co-operation and development of mountain territories.