



EUROPEAN
COMMISSION

Brussels, 26.9.2013
SWD(2013) 340 final

Part II

COMMISSION STAFF WORKING DOCUMENT
Accompanying the document

**REPORT FROM THE COMMISSION TO THE EUROPEAN PARLIAMENT AND
THE COUNCIL**

**6th FINANCIAL REPORT FROM THE COMMISSION TO THE EUROPEAN
PARLIAMENT AND THE COUNCIL on the EUROPEAN AGRICULTURAL
GUARANTEE FUND
2012 FINANCIAL YEAR**

ANNEXES

{COM(2013) 657 final}

ANNEXES

General

1. EAGF budgetary procedure for 2012
2. Part of ex-EAGGF-Guarantee & of EAGF budget in the EU budget, 2006 to 2012

Cash position and management of appropriations

3. Summary of outturn for 2012
4. Monthly reimbursements to Member States in the 2012 financial year
5. Centralised direct payments by the European Commission in the 2012 financial year. Part I (Differentiated Appropriations)
6. Centralised direct payments by the European Comm. in the 2012 financial year. Part II (Non-Differentiated Appropriations)

Budget outturn

7. EAGF 2012 Analysis of budget execution – Summary Table
8. EAGF 2012 Analysis of budget execution – Detailed Table
9. EAGF 2012 Analysis of execution of assigned revenue C4
10. EAGF 2012 Analysis of execution of assigned revenue C5
11. EAGF 2012 Veterinary & Plant Health measures- Budget execution financed by EAGF
12. EAGF 2012 Veterinary & Plant Health measures- Budget execution by MS financed by EAGF
13. EAGF 2012 Expenditure for direct aids by measure and by Member State
14. EAGF 2012 Expenditure for export refunds by Member State
15. EAGF 2012 Expenditure for intervention in storage
16. EAGF 2012 Expenditure by item and by Member State
17. EAGF 2012 Breakdown of expenditure by type
18. EAGF 2012 Expenditure by sector according to the economic nature of the measures
19. EAGF 2012 Quantity & value of products in public intervention stores
20. Evolution of EAGF Expenditure by article of the budget. Financial years 2007 to 2012
21. Evolution of EAGF Expenditure by sector and type of action. Financial years 2007 to 2012
22. Evolution of EAGF Expenditure by sector. Summary table. Financial years 2007 to 2012
23. Evolution of EAGF Expenditure by sector and in % terms. Financial years 2007 to 2012
24. Evolution of EAGF Expenditure by Member State & in % terms. Financial years 2008 to 2012
25. Evolution of EAGF Direct aids expenditure by measure. Financial years 2007 to 2012
26. Evolution of EAGF Direct aids expenditure by sector. Financial years 2007 to 2012
27. Evolution of EAGF Direct aids expenditure by article of budget. Financial years 2007 to 2012
28. Evolution of EAGF Total direct aids expenditure. Financial years 2007 to 2012
29. Evolution of EAGF Export refunds expenditure by sector. Financial years 2005 to 2012
30. Evolution of EAGF Export refunds expenditure by MS. Financial years 2007 to 2012
31. Evolution of EAGF Storage expenditure. Analytical table. Financial years 2005 to 2012
32. Evolution of the breakdown of EAGF expenditure. Financial years 2007 to 2012
33. EAGF 2012 Expenditure. Details by sub-item and by Member State

Clearance of accounts

34. Appeals against Clearance of Accounts Decisions pending on 15 October 2012
 35. Financial corrections (Decisions 1 - 38) by decision and financial year
-

ANNEX 1
 EAGF Budgetary procedure for 2012

Article Chapter Title	Heading	DB ...		DB Council position		Amending Letter 3		DB EP... position		BUDGET	
		CA*	PA**	CA*	PA**	CA*	PA**	CA*	PA**	CA*	PA**
05 01	ADMINISTRATIVE EXPENDITURE OF POLICY AREA AGRICULTURE AND RURAL DEVELOPMENT	8.75	8.75	7.55	7.55	8.75	8.75	8.75	8.75	8.75	8.75
05 01 04	Support expenditure for operations of Policy Area Agriculture (1)	3 146.91	3 146.68	2 985.89	2 985.66	3 221.81	3 221.58	3 418.73	3 418.50	3 230.81	3 230.52
05 02 01	Cereals	41.00	41.00	41.00	41.00	43.00	43.00	41.00	41.00	43.00	43.00
05 02 02	Rice	14.00	14.00	14.00	14.00	12.00	12.00	14.00	14.00	12.00	12.00
05 02 03	Refunds on non-Annex 1 products	500.10	500.10	500.06	500.06	500.10	500.10	500.10	500.10	500.10	500.10
05 02 04	Food programmes	1.20	1.20	1.20	1.20	1.20	1.20	1.20	1.20	1.20	1.20
05 02 05	Sugar	48.50	48.50	46.50	46.50	68.50	68.50	57.50	57.50	68.50	68.50
05 02 06	Olive oil	28.00	28.00	28.00	28.00	27.00	27.00	28.00	28.00	27.00	27.00
05 02 07	Textile plants	742.10	742.10	616.10	616.10	788.00	788.00	992.10	992.10	788.00	788.00
05 02 08	Fruit and vegetables (2)	1 105.90	1 105.90	1 084.10	1 084.10	1 108.90	1 108.90	1 105.90	1 105.90	1 108.90	1 108.90
05 02 09	Products of wine-growing sector	52.41	52.41	49.23	49.23	55.41	55.41	56.00	56.00	55.41	55.41
05 02 10	Promotion	345.50	345.50	345.50	345.50	356.50	356.50	345.50	345.50	356.50	356.50
05 02 11	Other plant products/measures	92.10	92.10	87.10	87.10	82.10	82.10	101.10	101.10	91.10	91.10
05 02 12	Milk and milk products	45.10	45.10	43.10	43.10	46.10	46.10	45.10	45.10	46.10	46.10
05 02 13	Beef and veal	131.00	131.00	130.00	130.00	133.00	133.00	131.00	131.00	133.00	133.00
05 02 14	Sheepmeat and goatmeat										
05 02 15	Pigmeat, eggs and poultry, bee-keeping and other animal products										
05 03	DIRECT AIDS	40 673.70	40 673.70	40 647.20	40 647.20	40 510.70	40 510.70	40 673.70	40 673.70	40 510.70	40 510.70
05 03 01	Decoupled direct aids (3)	37 354.00	37 354.00	37 354.00	37 354.00	37 189.00	37 189.00	37 354.00	37 354.00	37 189.00	37 189.00
05 03 02	Other direct aids	3 317.70	3 317.70	3 291.20	3 291.20	3 320.70	3 320.70	3 317.70	3 317.70	3 320.70	3 320.70
05 03 03	Additional amounts of aid	2.00	2.00	2.00	2.00	1.00	1.00	2.00	2.00	1.00	1.00
05 04	RURAL DEVELOPMENT	pm	0.44	pm	0.44	pm	0.44	pm	0.44	pm	0.41
05 04 01	Rural development financed by the EAGGF-Guarantee section - Programming period 2000-2006 (4)	pm	pm	pm	pm	pm	pm	pm	pm	pm	pm
05 04 03	Plant and animal genetic resources - Completion of earlier measures	pm	0.44	pm	0.44	pm	0.44	pm	0.44	pm	0.41
05 07	AUDIT OF AGRICULTURAL EXPENDITURE	-61.70	-61.70	-399.30	-399.30	-61.70	-61.70	-61.70	-61.70	-192.70	-192.70
05 07 01	Control of agricultural expenditure (5)	62.50	62.50	400.10	400.10	62.50	62.50	62.50	62.50	193.50	193.50
05 07 02	Settlement of disputes	0.80	0.80	0.80	0.80	0.80	0.80	0.80	0.80	0.80	0.80
05 08	POLICY STRATEGY AND COORDINATION OF POLICY AREA AGRICULTURE & RURAL DEVELOPMENT (6)	45.81	45.50	39.60	34.29	45.81	45.50	45.81	45.50	45.81	43.65
05 08 01	Farm Accountancy Data Network (FADN)	14.41	13.26	14.41	13.26	14.41	13.26	14.41	13.26	14.41	12.57
05 08 02	Surveys on the structure of agricultural holdings	20.24	21.13	15.24	11.13	20.24	21.13	20.24	21.13	20.24	20.03
05 08 03	Restructuring of systems for agricultural surveys	1.46	1.41	1.46	1.41	1.46	1.41	1.46	1.41	1.46	1.34
05 08 06	Enhancing public awareness of the common agricultural policy	8.00	8.00	7.00	7.00	8.00	8.00	8.00	8.00	8.00	8.00
05 08 09	EAGF - Operational technical assistance	1.71	1.71	1.49	1.49	1.71	1.71	1.71	1.71	1.71	1.71
EAGF under policy area 05 (Agriculture and rural development)											
		43 813.47	43 813.37	43 280.94	43 275.83	43 725.37	43 725.27	44 085.29	44 085.19	43 603.37	43 601.33
EAGF under policy area 11 (Maritime affairs and fisheries)											
		30.50	30.70	30.50	30.70	30.50	30.70	30.50	30.70	30.50	29.14
EAGF under policy area 17 (Health and consumer protection)											
		335.77	258.77	332.77	228.77	335.77	258.77	335.77	258.77	335.77	245.51
TOTAL 2012 EAGF APPROPRIATIONS											
		44 179.74	44 102.84	43 644.20	43 535.30	44 091.64	44 014.74	44 451.56	44 374.66	43 969.64	43 875.98
05 02 16	Sugar Restructuring Fund	pm	pm	pm	pm	pm	pm	pm	pm	pm	pm
TOTAL 2012 APPROPRIATIONS											
		44 179.74	44 102.84	43 644.20	43 535.30	44 091.64	44 014.74	44 451.56	44 374.66	43 969.64	43 875.98

(1) The budget item concerning EAGF is 05.01.04.01.
 (2) Additional needs to be covered by assigned revenue: for the DB estimated at EUR 291 million, for the AL and for the Budget estimated at 310 million.
 (3) Additional needs to be covered by assigned revenue: for the DB estimated at EUR 500 million, for the AL and for the Budget estimated at 700 million.
 (4) Rural Development financed by the ex-European Agricultural Guarantee and Guarantee Fund-Guarantee section (EAGGF) - Programming period 2000-2006.
 (5) Control of agricultural expenditure: Article 05 07 01, except items 05 07 01 10 and 05 07 01 11.
 (6) Budget lines 05 02 17, 05 08 10 and 05 08 11 concern pilot projects and are excluded.

* CA: Commitment Appropriations
 ** PA: Payment Appropriations
 *** DB: Draft Budget
 **** EP: European Parliament

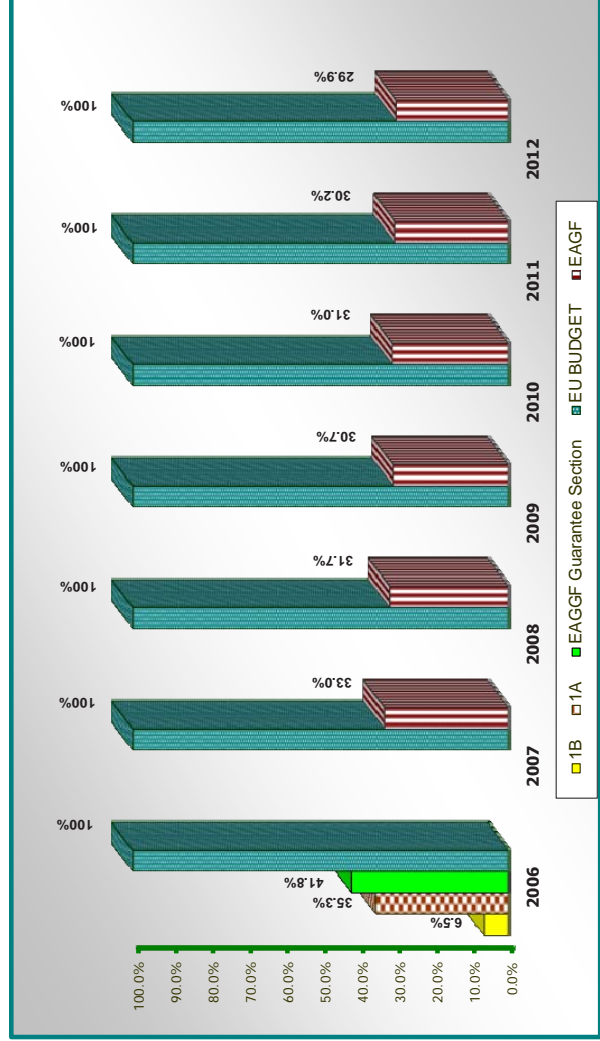
ANNEX 2

**PART OF THE EUROPEAN AGRICULTURAL GUARANTEE FUND - EAGF IN THE EU BUDGET
 2006 to 2012 FINANCIAL YEARS (*)**

Commitment Appropriations

	2006	2007	2008	2009	2010	2011	2012
European Union BUDGET	100%	100%	100%	100%	100%	100%	100%
European Agricultural Guidance and Guarantee Fund - Guarantee Section	41.8%						
of which 1A	35.3%						
of which 1B	6.5%						
European Agricultural Guarantee Fund		33.0%	31.7%	30.7%	31.0%	30.2%	29.9%

(*) Financial year 2006: European Agricultural Guidance and Guarantee Fund-Guarantee Section (EAGGF). Financial years 2007 to 2012: European Agricultural Guarantee Fund (EAGF).



Annex 3
 Summary of outturn for 2012

EAGF - BUDGET

in EUR

Expenditure section of budget (1)	Commitment appropriations	Payment appropriations	Revenue section of budget (AR) (2)	Estimates
1. Initial appropriations for EAGF of which	43 969 637 305.00	43 875 978 049.00	1.Conformity clearance	600 000 000.00
1a. Appropriations under shared management	43 540 900 000.00	43 540 900 000.00	2. Irregularities	150 000 000.00
1b. Appropriations under centralised direct management (3)	428 737 305.00	335 078 049.00	3. Superlevy from milk producers	55 000 000.00
2. Amending budget 6/2012	-65 420 000.00	17 000 000.00	4.Temporary restructuring amounts for sugar sector (4)	-
3. Transfer to / out of EAGF in the year	71 000.00	10 614 720.11	Total forecasted assigned revenue	805 000 000.00
4. Final appropriations for EAGF of which	43 904 288 305.00	43 903 592 769.11		
4a. Appropriations under shared management	43 540 900 000.00	43 540 900 000.00		
4b. Appropriations under centralised direct management	363 388 305.00	362 692 769.11		

(1) Appropriations entered in the 2012 Budget taking into account the assigned revenue to be collected in 2012 and the one carried over from 2011 to 2012 in accordance with Article 10 of the Council Regulation (EC) No 1605/2002

(2) AR: Assigned revenue. There are no amounts of revenue entered on the revenue line (p.m.), but the forecast amount is indicated in the budget comments

(3) 78% of commitment appropriations concern DG SANCO. The rest concern DG AGRI (15 %) and DG MARE (7 %)

(4) This revenue is used to provide appropriations for the payment of Sugar Restructuring Fund aids

EAGF - EXECUTION

in EUR

Summary of execution	Execution of commitment appropriations	Execution of payment appropriations (5)
Shared management:		44 495 484 915.34
- of which Sugar Restructuring Fund		109 698 527.03
Expenditure under centralised direct management (6)		359 808 478.00
Total		44 855 293 393.34

(5) Committed amounts. Commitment and payment less assigned revenue received: EUR 43 588 043 789.62

(6) Includes commitment and payments made for assigned revenue collected in 2012, assigned revenue carried over from previous year and other appropriations amounts carried over (EUR 1 185 698.53 for commitments and EUR 6 805 947.17 for payments)

in EUR

Assigned Revenue (excluding Sugar Restructuring Fund)	
Forecasted revenue	805 000 000.00
Revenue received	899 612 494.95
Difference	94 612 494.95

in EUR

Expenditure under shared management, excluding Sugar Restructuring Fund			
	Initial appropriations (C1)	Appropriations from AR (C4)	Carry over of appropriations from AR of 2011 (C5)
Appropriations	43 540 900 000.00	899 612 494.95	441 483 318.57
Execution (7)	43 535 354 292.95	408 948 776.79	441 483 318.57
Appropriations cancelled	5 545 707.05	-	-
Carry over to 2013	-	490 663 718.16	-

(7) Commitment appropriations = payment appropriations

in EUR

Sugar Restructuring Fund				
Revenue section of budget		Expenditure section of budget		
		Initial appropriations (C1)	Appropriations from AR (C4)	Carry over of appropriations from 2011 (C5)
Forecasted revenue	-	pm	7 828 630.77	856 828 482.46
Revenue received	7 828 630.77	Appropriations Execution (8)	-22 993 577.47	132 692 104.50
		Appropriations cancelled	-	-
		Carry over to 2013	30 822 208.24	724 136 377.96

(8) Commitment appropriations = payment appropriations

in EUR

Expenditure under centralised direct management				
	Commitment appropriations	Decommitments	Payments appropriations	Carry over to 2013 (10)
1. Appropriations (C1) including transfers to / out EAGF (9)	363 388 305.00		362 692 769.11	-
2. Execution (C1)	358 622 779.47		341 045 358.37	16 140 424.02
3. Appropriations cancelled	4 765 525.53		5 506 986.72	-

(9) Includes Amending Budget and transfers to / out EAGF: EUR -65 349 000.00 for commitment appropriations and EUR 27 614 720.11 for payment appropriations

(10) Carry over to 2013 only for non differentiated appropriations

in EUR

Expenditure under centralised direct management - Carry over from 2011 to 2012 (non differentiated appropriations)	Commitment appropriations	Decommitments	Payments	Cancelled
Carried over appropriations	15 480 489.32	1 761 734.14	12 934 000.50	784 754.68

ANNEX 4

Monthly reimbursements to Member States in the 2012 financial year

TO PAY in EUR	2011.11 January	2011.12 February	2012.01 March	2012.02 April	2012.03 May	2012.04 June	2012.05 July	2012.06 August	2012.07 September	2012.08 October	2012.09 November	2012.10 December	2012 Compl. Payment	Financial year 2012
BE	291 590 000	250 200 000	1 950 000	19 700 000	17 940 000	6 350 000	18 220 000	1 980 000	180 000	16 310 000	3 500 000	15 360 000	8 110	643 288 110
BG	1 180 000	16 430 000	324 880 000	19 730 000	1 690 000	18 660 000	1 610 000	-5 840 000	3 450 000	1 730 000	12 860 000	13 000 000	2 531	409 382 531
CZ	800 000	650 930 000	54 070 000	35 030 000	3 780 000	1 800 000	750 000	680 000	830 000	2 240 000	1 940 000	3 390 000	12 288 458	768 528 458
DK	-6 660 000	868 490 000	19 730 000	16 700 000	8 820 000	5 680 000	2 590 000	1 290 000	1 310 000	180 000	180 000	2 070 000	39 782	920 419 782
DE	9 630 000	5 230 020 000	25 200 000	20 690 000	16 550 000	8 990 000	13 060 000	44 300 000	12 060 000	24 470 000	9 360 000	20 110 000	2 721	5 434 442 721
EE	30 000	81 620 000	130 000	160 000	30 000	170 000	60 000	170 000	1 480 000	1 180 000	-450 000	70 000	6 590 138	91 240 138
IE	575 180 000	618 470 000	41 500 000	24 050 000	6 180 000	9 250 000	1 250 000	2 020 000	4 560 000	810 000	1 470 000	-1 070 000	-6 058	1 283 663 942
EL	980 110 000	1 002 490 000	-106 310 000	2 380 000	220 750 000	89 800 000	4 570 000	52 750 000	3 610 000	3 990 000	4 350 000	33 130 000	1 207	2 291 621 207
ES	1 914 210 000	2 652 350 000	12 660 000	139 140 000	271 280 000	84 750 000	79 750 000	348 280 000	8 940 000	-13 960 000	129 680 000	157 740 000	278 764	5 785 098 764
FR	3 860 830 000	3 848 650 000	78 460 000	91 300 000	211 470 000	48 380 000	49 800 000	205 020 000	50 730 000	-27 290 000	112 740 000	43 820 000	3 710	8 573 913 710
IT	1 631 390 000	1 210 640 000	236 100 000	373 010 000	114 260 000	230 380 000	57 070 000	323 730 000	71 130 000	9 630 000	108 780 000	208 080 000	9 767	4 574 209 767
CY	-47 000	15 927 000	5 693 000	4 634 000	714 000	353 000	3 651 000	302 000	204 000	1 985 000	3 154 000	300 000	115 682	37 185 682
LV	46 820 000	44 690 000	4 020 000	20 160 000	2 470 000	1 020 000	1 250 000	360 000	5 180 000	140 000	240 000	150 000	211 516	126 811 516
LT	92 790 000	66 680 000	4 180 000	101 130 000	35 580 000	8 760 000	1 210 000	3 120 000	980 000	5 120 000	750 000	1 090 000	3 182 047	326 572 047
LU	15 999 000	16 334 000	373 000	236 000	166 000	10 000	50 000	198 000	52 000	28 000	131 000	31 000	834	33 608 834
HU	493 160 000	19 950 000	456 370 000	55 900 000	21 090 000	40 270 000	10 580 000	15 960 000	12 770 000	3 040 000	19 130 000	7 980 000	-52 318	1 156 147 682
MT	2 000	35 000	1 065 000	224 000	951 000	1 807 000	28 000	114 000	98 000	23 000	-60 000	650 000	288 134	5 225 134
NL	153 170 000	430 500 000	66 890 000	101 870 000	43 750 000	14 520 000	9 740 000	10 470 000	12 000 000	1 700 000	3 380 000	18 720 000	1 151	866 711 151
AT	-4 420 000	620 130 000	1 300 000	1 260 000	89 060 000	12 750 000	2 240 000	580 000	880 000	2 550 000	1 550 000	3 420 000	872	731 300 872
PL	24 580 000	824 500 000	782 480 000	381 700 000	381 240 000	131 850 000	71 170 000	82 960 000	37 010 000	17 770 000	70 220 000	14 180 000	12 451 657	2 832 111 657
PT	112 090 000	368 140 000	-580 000	22 400 000	23 540 000	20 580 000	22 460 000	90 200 000	10 270 000	7 850 000	36 750 000	17 850 000	-1 282 858	750 267 142
RO	419 440 000	2 390 000	416 010 000	50 460 000	16 770 000	5 640 000	3 660 000	18 170 000	1 360 000	2 630 000	15 380 000	39 390 000	594	991 300 594
SI	1 310 000	9 360 000	67 730 000	22 750 000	890 000	8 230 000	5 950 000	570 000	290 000	1 260 000	1 710 000	4 330 000	387 027	124 777 027
SK	560 000	288 210 000	520 000	13 430 000	1 770 000	3 720 000	4 420 000	8 830 000	3 180 000	1 340 000	870 000	1 290 000	3 637 830	331 777 830
FI	820 000	514 240 000	1 500 000	2 430 000	1 870 000	14 210 000	1 890 000	2 730 000	2 180 000	6 720 000	1 500 000	140 000	1 344	550 231 344
SE	2 990 000	583 070 000	14 130 000	14 110 000	7 030 000	5 620 000	1 300 000	1 500 000	4 280 000	220 000	1 620 000	4 520 000	9 725	639 799 725
UK	8 130 000	2 653 780 000	244 150 000	150 830 000	98 230 000	41 480 000	40 370 000	34 050 000	12 400 000	8 370 000	4 150 000	12 480 000	6 423	3 308 426 423
TOTAL	10 625 184 000	22 910 226 000	2 754 401 000	1 665 414 000	1 597 871 000	815 030 000	408 699 000	1 244 474 000	261 414 000	80 036 000	544 885 000	622 221 000	38 188 790	43 588 043 790

ANNEX 5
 Centralised payments carried out directly by the European Commission during financial year 2012 (differentiated appropriations)

In Euro

Centralised direct payments on the appropriations of the 2012 Budget					
Budget item concerning certain agricultural measures	Commitment appropriations 2012	Commitments	Payment appropriations	Amounts charged (payments)	
05 02 10 02	1 410 000.00	1 326 312.74	1 118 891.00	656 422.25	
05 04 03 02	pm	0.00	412 933.00	412 933.00	
05 08 01 00	14 359 160.00	14 281 019.82	13 482 338.00	13 339 474.81	
05 08 02 00	20 235 377.00	19 913 903.85	21 125 377.00	17 489 356.77	
05 08 03 00	1 511 000.00	1 511 000.00	1 401 652.00	1 401 652.00	
11 02 01 01	15 000 000.00	14 946 688.60	9 970 330.00	9 969 385.56	
11 02 03 01	14 996 768.00	14 996 768.00	28 137 797.00	28 137 796.23	
17 04 01 01	201 360 000.00	201 355 410.01	209 635 167.70	209 635 167.70	
17 04 02 01	18 860 000.00	18 857 507.47	11 017 261.00	11 004 061.81	
17 04 03 01	5 600 000.00	2 613 487.49	3 976 509.60	3 976 509.60	
17 04 04 01	12 800 000.00	12 800 000.00	8 772 186.31	8 771 355.11	
17 04 07 01	28 960 000.00	28 954 333.80	25 346 326.50	25 345 319.86	
TOTAL	335 092 305.00	331 556 431.78	334 396 769.11	330 119 434.70	
Centralised direct payments on not-automatically carried over appropriations from financial year 2011 to financial year 2012					
Budget item concerning certain agricultural measures	Carryovers	Commitments	Payment appropriations	Amounts charged (payments)	
C2					
05 02 10 02	0.00	0.00	46 342.00	0.00	
05 04 03 02	0.00	0.00	998 200.41	798 897.01	
05 08 02 00	0.00	0.00	161 916.36	0.00	
05 08 03 00	0.00	0.00	106 200.00	77 396.89	
C4					
05 08 02 00	59 066.99	0.00	59 066.99	59 066.99	
17 04 01 01	5 741 348.92	0.00	5 741 348.92	4 957 309.63	
17 04 02 01	10 068.97	10 068.97	10 068.97	10 068.97	
17 04 07 01	39 135.05	39 135.05	39 135.05	38 871.31	
C5					
05 08 02 00	40 160.01	0.00	40 160.01	40 160.01	
17 04 01 01	822 848.30	822 848.30	822 848.30	822 848.30	
17 04 07 01	313 646.21	313 646.21	1 328.06	1 328.06	
TOTAL	7 026 274.45	1 185 698.53	8 026 615.07	6 805 947.17	

ANNEX 6

Centralised payments carried out directly by the European Commission during financial year 2012 (non-differentiated appropriations)

in Euro

Centralised direct payments on the appropriations of the 2012 Budget						
Budget item concerning certain agricultural measures	Appropriations 2012	Commitments	Cancelled commitment appropriations	Amounts charged (payments)	Automatic carryovers	
05 01 04 01	8 750 000.00	8 023 457.76	726 542.24	2 040 218.16	5 983 239.60	
05 07 01 02	6 500 000.00	6 489 202.44	797.56	5 462 274.85	1 036 927.59	
05 08 06 00	8 000 000.00	7 905 658.47	94 341.53	1 663 281.44	6 242 377.03	
05 08 09 00	1 705 000.00	1 464 807.55	240 192.45	415 247.86	1 049 559.69	
17 01 04 08	571 000.00	529 453.00	41 547.00	0.00	529 453.00	
17 01 04 01	600 000.00	597 380.50	2 619.50	3 787.38	593 593.12	
17 01 04 05	700 000.00	652 335.97	47 664.03	171 113.98	481 221.99	
17 01 04 07	300 000.00	224 052.00	75 948.00	0.00	224 052.00	
17 01 04 31	1 170 000.00	1 170 000.00	0.00	1 170 000.00	0.00	
17 03 02 00	pm	0.00	0.00	0.00	0.00	
TOTAL	28 296 000.00	27 066 347.69	1 229 652.31	10 925 923.67	16 140 424.02	
Centralised direct payments on not-automatically carried over appropriations from financial year 2011 to financial year 2012						
Budget item concerning certain agricultural measures	Carryovers	Commitments	Available appropriations	Amounts charged (payments)	Still to be charged	
C5						
TOTAL	0.00	0.00	0.00	0.00	0.00	0.00
Centralised direct payments on automatically carried over appropriations from financial year 2011 to financial year 2012						
Budget item concerning certain agricultural measures	Commitments carryovers	Decommitments	Total commitments remaining carryovers	Amounts charged (payments)	Appropriations lapsing	
05 01 04 01	6 582 003.73	698 354.31	5 883 649.42	5 883 649.42	0.00	
05 07 01 02	935 469.06	0.00	935 469.06	841 747.98	93 721.08	
05 08 06 00	6 028 072.89	1 049 408.12	4 978 664.77	4 420 541.60	558 123.17	
05 08 09 00	922 614.76	8 489.77	914 124.99	914 124.99	0.00	
17 01 04 01	422 813.43	5 224.05	417 589.38	416 383.88	1 205.50	
17 01 04 05	344 443.45	257.89	344 185.56	259 346.56	84 839.00	
17 01 04 07	245 072.00	0.00	245 072.00	198 206.07	46 865.93	
TOTAL	15 480 489.32	1 761 734.14	13 718 755.18	12 934 000.50	784 754.68	

ANNEX 7

ANALYSIS OF BUDGETARY EXECUTION - 2012 FINANCIAL YEAR - Summary Table

Commitment Appropriations

EAGF - EUROPEAN AGRICULTURAL GUARANTEE FUND

T	C	A	HEADING	ADOPTED BUDGET 2012	AMENDING BUDGET 6/2012 (1)	ASSIGNED REVENUE	TRANSFERS	TOTAL AVAILABLE APPROPRIATIONS	EXECUTION 2012	DIFFERENCE EXECUTION / TOTAL AVAILABLE APPROPRIATIONS	ASSIGNED REVENUE CARRIED OVER TO 2013	DIFFERENCE EXECUTION / TOTAL AVAILABLE APPROPRIATIONS AFTER CARRY OVER TO 2013 OF ASSIGNED REVENUE	% EXECUTION / TOTAL AVAILABLE APPROPRIATIONS AFTER CARRY OVER TO 2013 OF ASSIGNED REVENUE	
														(1)
05	01		ADMINISTRATIVE EXPENDITURE OF AGRICULTURE AND RURAL DEVELOPMENT POLICY AREA	8 750 000	0	0	0	8 750 000	8 023 458	726 542	0	726 542	92%	
05	01	04	Support expenditure **	8 750 000	0	0	0	8 750 000	8 023 458	726 542	0	726 542	92%	
05	02		INTERVENTIONS IN AGRICULTURAL MARKETS	3 230 810 000	0	320 767 945	-1 050 000	3 551 577 945	3 406 012 198	145 565 747	143 464 435	2 101 312	100%	
05	02	01	Cereals	43 000 000	0	0	0	41 972 912	41 972 912	77 088	0	77 088	100%	
05	02	02	Rice	p.m.	0	0	-2 850 000	9 150 000	9 124 354	25 646	0	25 646	100%	
05	02	03	Refunds on non-Amex products	12 000 000	0	0	15 100 000	515 071 433	128 567	128 567	0	128 567	100%	
05	02	04	Food programmes	500 100 000	0	0	-1 300 000	-100 000	-234 393	134 393	0	134 393	100%	
05	02	05	Sugar	1 200 000	0	0	-12 860 000	55 348 592	291 488	291 488	0	291 488	99%	
05	02	06	Olive oil	68 500 000	0	0	-1 800 000	25 161 019	38 981	38 981	0	38 981	100%	
05	02	07	Taxile plants	27 000 000	0	320 767 945	106 060 000	1 214 827 945	1 072 205 233	143 622 712	143 464 435	158 277	100%	
05	02	08	Fruits and vegetables	788 000 000	0	0	-36 600 000	1 072 300 000	1 072 049 939	250 061	0	250 061	100%	
05	02	09	Products of the wine-growing sector	1 108 900 000	0	0	-6 600 000	48 810 000	48 713 064	96 936	0	96 936	100%	
05	02	10	Promotion	55 410 000	0	0	-27 300 000	328 933 960	266 040	266 040	0	266 040	100%	
05	02	11	Other plant products/measures	356 500 000	0	0	-23 700 000	67 010 258	389 742	389 742	0	389 742	99%	
05	02	12	Milk and Milk products	91 100 000	0	0	-8 700 000	37 334 526	65 474	65 474	0	65 474	100%	
05	02	13	Beef and Veal	46 100 000	0	0	0	0	0	0	0	0	0	
05	02	14	Sheepmeat and goatmeat	p.m.	0	0	0	0	0	0	0	0	0	
05	02	15	Pheasant, eggs & poultry, bee-keeping & other animal products	133 000 000	0	0	1 600 000	134 421 301	178 699	178 699	0	178 699	100%	
05	03		DIRECT AIDS	40 510 700 000	0	1 020 327 869	-300 900 000	40 880 020 201	40 880 020 201	350 097 668	347 199 283	2 898 385	100%	
05	03	01	Decoupled direct aids	37 189 000 000	0	1 020 327 869	-196 300 000	38 013 027 869	37 465 645 015	547 382	347 199 283	2 898 385	100%	
05	03	02	Other direct aids	3 320 700 000	0	0	-104 300 000	3 216 400 000	2 417 376	2 417 376	0	2 417 376	100%	
05	03	03	Additional amounts of aid	1 000 000	0	0	-300 000	700 000	638 402	61 598	0	61 598	91%	
05	04		RURAL DEVELOPMENT	0	0	-2 400 000	-2 400 000	-2 400 000	-2 798 803	398 803	0	398 803	-	
05	04	01	Rural development financed by the EAGGF-Guarantee Section - Programming period 2000 - 2006	p.m.	0	0	-2 400 000	-2 400 000	-2 798 803	398 803	0	398 803	-	
05	04	03	Other measures	p.m.	0	0	0	0	0	0	0	0	0	
05	07		AUDIT OF AGRICULTURAL EXPENDITURE	-192 700 000	0	0	303 300 000	110 600 000	110 368 307	231 693	0	231 693	100%	
05	07	01	Control of agricultural expenditure	-193 500 000	0	0	264 900 000	71 234 307	165 693	165 693	0	165 693	100%	
05	07	02	Settlement of disputes	800 000	0	0	39 200 000	66 000	66 000	0	66 000	0	66 000	100%
05	08		POLICY STRATEGY AND COORDINATION OF AGRICULTURE AND RURAL DEVELOPMENT P.A.***	45 810 537	0	99 227	-51 000	43 909 764	45 076 390	833 374	59 067	774 307	98%	
05	08	01	Farm Accountancy Data Network (FADN)	14 410 160	0	0	0	14 281 020	14 281 020	78 140	0	78 140	99%	
05	08	02	Surveys on the structure of agricultural holdings	20 235 377	0	99 227	0	20 334 604	19 913 904	420 700	59 067	361 633	98%	
05	08	03	Restructuring of systems for agricultural surveys	1 460 000	0	0	51 000	1 511 000	0	0	0	0	0	
05	08	06	Enhancing public awareness of the common agricultural policy	8 000 000	0	0	0	8 000 000	7 905 658	94 342	0	94 342	99%	
05	08	09	EAGF - Operational technical assistance	1 205 000	0	0	0	1 205 000	1 464 898	240 192	0	240 192	86%	
11	01		ADMINISTRATIVE EXPENDITURE OF THE MARITIME AFFAIRS AND FISHERIES POLICY AREA	500 000	0	0	71 000	571 000	529 453	41 547	0	41 547	93%	
11	01	04	Support expenditure for operations in the Maritime Affairs and Fisheries Policy Area	500 000	0	0	71 000	571 000	529 453	41 547	0	41 547	93%	
11	02		FISHERIES MARKETS	29 996 768	0	0	29 996 768	29 943 457	53 311	0	53 311	100%		
11	02	01	Intervention in fishery products	15 000 000	0	0	15 000 000	14 946 689	53 311	0	53 311	100%		
11	02	03	Fisheries programme for the outermost regions	14 996 768	0	0	14 996 768	14 996 768	0	0	0	0	0	
17	01		ADMINISTRATIVE EXPENDITURE OF VETERINARY COSTS	2 770 000	0	0	0	2 770 000	2 643 768	126 232	0	126 232	95%	
17	01	04	Support expenditure for operations of Health and consumer protection Policy Area	2 770 000	0	0	0	2 770 000	2 643 768	126 232	0	126 232	95%	
17	03		PUBLIC HEALTH	p.m.	0	0	0	0	0	0	0	0	0	
17	03	02	Community Tobacco Fund - Direct payments by the Union	p.m.	0	0	0	0	0	0	0	0	0	
17	04		FOOD SAFETY, ANIMAL HEALTH, ANIMAL WELFARE & PLANT HEALTH	332 000 000	-65 420 000	6 927 047	0	271 507 047	265 766 437	8 740 610	5 741 349	2 999 251	99%	
17	04	01	Animal diseases, zoonoses, monitoring programmes and monitoring of the physical conditions of animals that could be affected by zoonoses	259 000 000	-57 640 000	6 564 197	0	207 924 197	202 178 258	5 745 939	5 741 349	4 590	100%	
17	04	02	Other measures in the veterinary, animal welfare and public health field	18 000 000	0	10 069	860 000	18 870 069	18 667 576	2 493	0	2 493	100%	
17	04	03	Emergency fund for veterinary complaints and other animal contaminations which are a risk to public health	10 000 000	-4 400 000	0	0	5 600 000	2 613 487	2 986 513	0	2 986 513	47%	
17	04	04	Plant health measures	14 000 000	0	0	-1 200 000	12 800 000	12 800 000	0	0	0	0	
17	04	07	Feed and food safety and related activities	32 000 000	-3 380 000	352 781	-340 000	29 312 781	29 307 115	5 666	0	5 666	100%	
TOTAL 2012 EAGF - European Agricultural Guarantee Fund				43 998 637 305	-65 420 000	1 348 122 088	71 000	45 252 410 393	44 745 594 866	506 815 527	496 464 134	10 351 393	100%	
05	02	16	Sugar Restructuring Fund	p.m.	0	864 657 113	0	864 657 113	109 698 527	754 958 586	0	754 958 586	100%	
05	02	17	Support for farmers ****	2 500 000	0	0	0	2 500 000	2 500 000	0	0	2 500 000	0%	
05	08	10	*****	p.m.	0	0	0	0	0	0	0	0	-	
05	08	11	Exchanging best practice for cross compliance simplification ****	1 000 000	0	0	1 000 000	1 000 000	1 000 000	0	0	1 000 000	0%	
TOTAL 2012				43 973 137 305	-65 420 000	2 212 779 201	71 000	46 120 567 506	44 855 283 393	1 265 274 113	1 251 422 720	13 851 393	100%	

(*) T = Title / C = Chapter / A = Article.
(1) For EAGF, the Amending Budget No 6/2012 concerns only items 17 04 01 01, 17 04 03 01 and 17 04 07 01; commitment appropriations were reduced by respectively 57 64 ME, 4 40 ME and 3 38 ME.

(**) The budget item concerning EAGF is 05 01 04 01.
(***) P.A. = Policy Area.
(****) P.A. = Policy Area.

ANNEX 8
ANALYSIS OF BUDGETARY EXECUTION - 2012 FINANCIAL YEAR - Detail Table

Commitment Appropriations

F P H	T C A I	HEADING	ADOPTED BUDGET 2012 (1)	AMENDING BUDGET 6/2012 (2)	ASSIGNED REVENUE (3)	TRANSFERS (4)	TOTAL AVAILABLE APPROPRIATIONS 5) = (1) + (2) + (3) + (4)	EXECUTION 2012 (6)	DIFFERENCE EXECUTION/TOTAL AVAILABLE APPROPRIATIONS (7) = (5) - (6)	ASSIGNED REVENUE CARRIED OVER TO 2013 (8)	DIFFERENCE EXECUTION/TOTAL AVAILABLE APPROPRIATIONS AFTER CARRY OVER TO 2013 OF ASSIGNED REVENUE (9) = (7) - (8)	% EXECUTION/ TOTAL AVAILABLE APPROPRIATIONS AFTER CARRY OVER TO 2013 OF ASSIGNED REVENUE (10) = (6) + (9) / (5)
2	05 02 08	Fruits and vegetables	788 000 000	0	320 767 945	106 060 000	1 214 827 945	1 071 205 233	1 43 622 712	143 464 435	158 277	100%
2	05 02 08 01	Export refunds for fruit and vegetables	p.m.	0	0	140 000	140 000	136 936	3 064	0	3 064	98%
2	05 02 08 03	Operational funds for producer organisations	496 000 000	0	177 367 945	49 860 000	723 227 945	723 163 510	64 435	64 435	0	100%
2	05 02 08 09	Compensation to encourage processing of citrus fruits	p.m.	0	0	10 000	10 000	7 008	2 992	0	2 992	70%
2	05 02 08 11	Aid to producer groups for preliminary recognition	195 000 000	0	0	93 050 000	288 050 000	288 015 299	34 701	0	34 701	100%
2	05 02 08 12	School fruit scheme	90 000 000	0	0	-31 350 000	58 650 000	58 573 803	76 197	0	76 197	100%
2	05 02 08 99	Other measures (fruit and vegetables)	7 000 000	0	143 400 000	-5 650 000	144 750 000	1 308 677	143 441 323	143 400 000	41 323	100%
2	05 02 09	Products of the wine-growing sector	1 108 900 000	0	0	-36 600 000	1 072 300 000	1 072 049 939	250 061	0	250 061	100%
2	05 02 09 04	Storage measures for alcohol	200 000	0	0	0	200 000	112 104	87 896	0	87 896	56%
2	05 02 09 08	National support programmes for the wine sector	1 086 700 000	0	0	-16 800 000	1 069 900 000	1 069 810 780	89 220	0	89 220	100%
2	05 02 09 09	Grubbing-up scheme	20 000 000	0	0	-15 200 000	4 800 000	4 793 093	6 907	0	6 907	100%
2	05 02 09 99	Other measures (wine-growing sector)	2 000 000	0	0	-4 600 000	-2 600 000	-2 666 037	66 037	0	66 037	-
2	05 02 10	Promotion	55 410 000	0	0	-6 600 000	48 810 000	48 713 064	96 936	0	96 936	100%
2	05 02 10 01	Promotion measures - Payments by Member States	54 000 000	0	0	-6 610 000	47 390 000	47 380 170	9 830	0	9 830	100%
2	05 02 10 02	Promotion measures - Direct payments by the Union	1 410 000	0	0	0	1 410 000	1 326 313	83 687	0	83 687	94%
2	05 02 10 99	Other measures (promotion)	p.m.	0	0	10 000	10 000	6 581	3 419	0	3 419	66%
2	05 02 11	Other plant products/ measures	356 500 000	0	0	-27 300 000	329 200 000	328 933 960	266 040	0	266 040	100%
2	05 02 11 01	Dried fodder	97 000 000	0	0	2 020 000	99 020 000	99 013 017	6 983	0	6 983	100%
2	05 02 11 03	Hops - Aids for producer organisations	2 300 000	0	0	0	2 300 000	2 277 000	23 000	0	23 000	99%
2	05 02 11 04	POSEI (excluding direct aids and Article 11 02 03)	257 000 000	0	0	-29 320 000	227 680 000	227 654 016	25 984	0	25 984	100%
2	05 02 11 05	Community Tobacco Fund (excluding Article 17 03 02)	p.m.	0	0	0	0	0	0	0	0	-
2	05 02 11 99	Other measures (other plant products/measures)	200 000	0	0	0	200 000	-10 074	210 074	0	210 074	-
2	05 02 12	Milk and Milk products	91 100 000	0	0	-23 700 000	67 400 000	67 010 258	389 742	0	389 742	99%
2	05 02 12 01	Refunds for milk and milk products	1 000 000	0	0	-800 000	200 000	172 524	27 476	0	27 476	86%
2	05 02 12 02	Intervention storage of skimmed-milk powder	-10 000 000	0	0	0	-10 000 000	-10 211 677	211 677	0	211 677	-
2	05 02 12 03	Aid for disposal of skimmed milk	p.m.	0	0	0	0	0	0	0	0	-
2	05 02 12 04	Intervention storage of butter and cream	10 000 000	0	0	-2 160 000	7 840 000	7 821 483	18 517	0	18 517	100%
2	05 02 12 05	Other measures relating to butterfat	p.m.	0	0	10 000	10 000	1 844	8 156	0	8 156	18%
2	05 02 12 06	Intervention storage of cheese	p.m.	0	0	0	0	-555	555	0	555	-
2	05 02 12 08	School milk	90 000 000	0	0	-20 750 000	69 250 000	69 185 489	64 511	0	64 511	100%
2	05 02 12 99	Other measures (milk and milk products)	100 000	0	0	0	100 000	41 149	58 851	0	58 851	41%

ANNEX 8
 ANALYSIS OF BUDGETARY EXECUTION - 2012 FINANCIAL YEAR - Detail Table

Commitment Appropriations		In EUROS													
F	P	C	A	I	HEADING	ADOPTED BUDGET 2012 (1)	AMENDING BUDGET 6/2012 (2)	ASSIGNED REVENUE (3)	TRANSFERS (4)	TOTAL AVAILABLE APPROPRIATIONS (5) = (1) + (2) + (3) + (4)	EXECUTION 2012 (6)	DIFFERENCE EXECUTION / TOTAL AVAILABLE APPROPRIATIONS (7) = (5) - (6)	ASSIGNED REVENUE CARRIED OVER TO 2013 (8)	DIFFERENCE AVAILABLE APPROPRIATIONS AFTER CARRY OVER TO 2013 OF ASSIGNED REVENUE (9) = (7) - (8)	% EXECUTION / TOTAL AVAILABLE APPROPRIATIONS AFTER CARRY OVER TO 2013 OF ASSIGNED REVENUE (10) = (6) + (9) / (5)
2	05	02	13		Beef and Veal	46 100 000	0	0	-8 700 000	37 400 000	37 334 526	65 474	0	65 474	100%
2	05	02	13	01	Refunds for beef and veal	39 000 000	0	0	-7 500 000	31 500 000	31 489 889	10 111	0	10 111	100%
2	05	02	13	02	Intervention storage of beef and veal	p.m.	0	0	0	0	0	0	0	0	-
2	05	02	13	03	Exceptional support measures	p.m.	0	0	0	0	0	0	0	0	-
2	05	02	13	04	Refunds for live animals	7 000 000	0	0	-1 250 000	5 750 000	5 702 981	47 019	0	47 019	99%
2	05	02	13	99	Other measures (beef and veal)	100 000	0	0	50 000	150 000	141 656	8 344	0	8 344	94%
2	05	02	14		Sheepmeat and goatmeat	p.m.	0	0	0	0	0	0	0	0	-
2	05	02	14	01	Intervention storage of sheepmeat and goatmeat	p.m.	0	0	0	0	0	0	0	0	-
2	05	02	14	99	Other measures (sheepmeat and goatmeat)	p.m.	0	0	0	0	0	0	0	0	-
2	05	02	15		Pigmeat, eggs & poultry, bee-keeping & other animal products	133 000 000	0	0	1 600 000	134 600 000	134 421 301	178 699	0	178 699	100%
2	05	02	15	01	Refunds on pigmeat	19 000 000	0	0	-350 000	18 650 000	18 623 270	26 730	0	26 730	100%
2	05	02	15	02	Intervention storage of pigmeat	13 000 000	0	0	-7 150 000	5 850 000	5 818 074	31 926	0	31 926	99%
2	05	02	15	03	Exceptional market-support measures for pigmeat	p.m.	0	0	0	0	0	0	0	0	-
2	05	02	15	04	Refunds on eggs	4 000 000	0	0	-2 150 000	1 850 000	1 818 924	31 076	0	31 076	98%
2	05	02	15	05	Refunds for poultrymeat	65 000 000	0	0	14 340 000	79 340 000	79 306 588	33 412	0	33 412	100%
2	05	02	15	06	Specific aid for bee-keeping	32 000 000	0	0	-3 100 000	28 900 000	28 851 434	48 566	0	48 566	100%
2	05	02	15	07	Exceptional market-support measures for the poultrymeat and eggs sector	p.m.	0	0	0	0	0	0	0	0	-
2	05	02	15	99	Other measures (pigmeat, poultry, eggs, bee-keeping, other animal products)	p.m.	0	0	10 000	10 000	3 010	6 990	0	6 990	30%
05	03				DIRECT AIDS	40 510 700 000	0	1 020 327 869	-300 900 000	41 230 127 869	40 880 030 201	350 097 668	347 199 283	2 898 385	100%
2	05	03	01		Decoupled direct aids	37 189 000 000	0	1 020 327 869	-196 300 000	38 013 027 869	37 665 465 015	347 562 854	347 199 283	363 571	100%
2	05	03	01	01	SPS (Single Payment Scheme)	30 472 000 000	0	673 215 374	-64 600 000	31 080 615 374	31 080 528 585	86 788	86 788	0	100%
2	05	03	01	02	SAPS (Single Area Payment Scheme)	5 963 000 000	0	0	-47 200 000	5 915 800 000	5 915 681 886	118 114	0	118 114	100%
2	05	03	01	03	Separate sugar payment	283 000 000	0	0	-1 800 000	281 200 000	281 153 378	46 622	0	46 622	100%
2	05	03	01	04	Separate fruit and vegetables payment	13 000 000	0	0	-600 000	12 400 000	12 331 565	68 435	0	68 435	99%
2	05	03	01	05	Specific support (article 68) - decoupled direct aids	458 000 000	0	0	-81 200 000	376 800 000	376 754 994	45 006	0	45 006	100%
2	05	03	01	99	Other (decoupled direct aids)	p.m.	0	347 112 495	-900 000	346 212 495	-985 393	347 197 888	347 112 495	85 393	100%
2	05	03	02		Other direct aids	3 320 700 000	0	0	-104 300 000	3 216 400 000	3 213 926 784	2 473 216	0	2 473 216	100%
2	05	03	02	01	Crops area payments	4 000 000	0	0	-500 000	3 500 000	3 413 665	86 335	0	86 335	98%
2	05	03	02	04	Supplementary aid for durum wheat: traditional production zones	500 000	0	0	-1 300 000	-800 000	-837 551	37 551	0	37 551	-
2	05	03	02	05	Production aid for seeds	24 000 000	0	0	-1 550 000	22 450 000	22 416 190	33 810	0	33 810	100%
2	05	03	02	06	Sucker-cow premium	939 000 000	0	0	-5 000 000	934 000 000	933 970 915	29 085	0	29 085	100%
2	05	03	02	07	Additional suckler-cow premium	51 000 000	0	0	-1 200 000	49 800 000	49 787 899	12 101	0	12 101	100%
2	05	03	02	08	Beef special premium	72 000 000	0	0	750 000	72 750 000	72 725 690	24 310	0	24 310	100%
2	05	03	02	09	Beef slaughter premium - calves	7 000 000	0	0	350 000	7 350 000	7 342 902	7 098	0	7 098	100%
2	05	03	02	10	Beef slaughter premium - adults	53 000 000	0	0	-2 500 000	50 500 000	50 473 462	26 538	0	26 538	100%
2	05	03	02	13	Sheep and goat premium	22 000 000	0	0	350 000	22 350 000	22 339 531	10 469	0	10 469	100%
2	05	03	02	14	Sheep and goat supplementary premium	7 000 000	0	0	0	7 000 000	6 823 711	176 289	0	176 289	97%

ANNEX 8
 ANALYSIS OF BUDGETARY EXECUTION - 2012 FINANCIAL YEAR - Detail Table

Commitment Appropriations		ADOPTED BUDGET 2012 (1)	AMENDING BUDGET 6/2012 (2)	ASSIGNED REVENUE (3)	TRANSFERS (4)	TOTAL AVAILABLE APPROPRIATIONS 5) = (1) + (2) + (3) + (4)	EXECUTION 2012 (6)	DIFFERENCE EXECUTION / TOTAL AVAILABLE APPROPRIATIONS (7) = (5) - (6)	ASSIGNED REVENUE CARRIED OVER TO 2013 (8)	DIFFERENCE EXECUTION / TOTAL AVAILABLE APPROPRIATIONS AFTER CARRY OVER TO 2013 OF ASSIGNED REVENUE (9) = (7) - (8)	% EXECUTION / TOTAL AVAILABLE APPROPRIATIONS AFTER CARRY OVER TO 2013 OF ASSIGNED REVENUE (10) = (6) / (9) / (5)
F	P	HEADING									
T	C	In EUROS									
A	I										
H											
2	05 03 02 18	102 000 000	0	0	-1 500 000	100 500 000	100 486 519	13 481	0	13 481	100%
2	05 03 02 19	153 000 000	0	0	0	153 000 000	152 840 127	159 873	0	159 873	100%
2	05 03 02 21	3 000 000	0	0	-1 700 000	1 300 000	1 260 495	39 505	0	39 505	97%
2	05 03 02 22	500 000	0	0	-300 000	200 000	97 587	102 413	0	102 413	49%
2	05 03 02 23	100 000	0	0	0	100 000	0	100 000	0	100 000	0%
2	05 03 02 24	500 000	0	0	-600 000	-100 000	-161 359	61 359	0	61 359	-
2	05 03 02 25	50 000 000	0	0	-6 400 000	43 600 000	43 563 671	36 329	0	36 329	100%
2	05 03 02 26	88 000 000	0	0	0	88 000 000	87 713 610	286 390	0	286 390	100%
2	05 03 02 27	500 000	0	0	-150 000	350 000	200 581	149 419	0	149 419	57%
2	05 03 02 28	500 000	0	0	0	500 000	355 981	144 019	0	144 019	71%
2	05 03 02 36	117 000 000	0	0	-3 000 000	114 000 000	113 883 128	116 872	0	116 872	100%
2	05 03 02 39	30 000 000	0	0	-6 900 000	23 100 000	23 007 419	92 581	0	92 581	100%
2	05 03 02 40	249 000 000	0	0	-3 100 000	246 000 000	245 811 754	88 246	0	88 246	100%
2	05 03 02 41	21 000 000	0	0	-500 000	20 500 000	20 434 489	65 511	0	65 511	100%
2	05 03 02 42	35 000 000	0	0	0	35 000 000	34 727 616	272 384	0	272 384	99%
2	05 03 02 43	11 000 000	0	0	0	11 000 000	10 957 126	42 874	0	42 874	100%
2	05 03 02 44	866 000 000	0	0	-80 450 000	785 550 000	785 514 107	35 893	0	35 893	100%
2	05 03 02 50	395 000 000	0	0	16 100 000	411 100 000	411 085 342	14 658	0	14 658	100%
2	05 03 02 51	100 000	0	0	0	100 000	9 554	90 446	0	90 446	10%
2	05 03 02 52	18 000 000	0	0	0	18 000 000	17 898 230	101 770	0	101 770	99%
2	05 03 02 99	1 000 000	0	0	-5 200 000	-4 200 000	-4 215 608	15 608	0	15 608	100%
2	05 03 03	1 000 000	0	0	-300 000	700 000	638 402	61 598	0	61 598	91%
05	04	RURAL DEVELOPMENT	0	0	-2 400 000	-2 400 000	-2 798 803	398 803	0	398 803	-
2	05 04 01	Rural development financed by the EAGGF-Guarantee Section - Programming period 2000 - 2006	p.m.	0	-2 400 000	-2 400 000	-2 798 803	398 803	0	398 803	-
2	05 04 01 14	Rural development financed by the EAGGF Guarantee Section - Programming period 2000-2006	p.m.	0	-2 400 000	-2 400 000	-2 798 803	398 803	0	398 803	-
2	05 04 03	Other measures	p.m.	0	0	0	0	0	0	0	-
2	05 04 03 02	Plant and animal genetic resources - Completion of earlier measures	p.m.	0	0	0	0	0	0	0	-
05	07	AUDIT OF AGRICULTURAL EXPENDITURE	-192 700 000	0	303 300 000	110 600 000	110 368 307	231 693	0	231 693	100%
2	05 07 01	Control of agricultural expenditure	-193 500 000	0	264 900 000	71 400 000	71 234 307	165 693	0	165 693	100%
2	05 07 01 02	Monitoring and preventive measures - Direct payments by the Union	6 500 000	0	0	6 500 000	6 499 202	798	0	798	100%
2	05 07 01 06	Accounting clearance of previous years' accounts with regard to shared management expenditure under the EAGGF Guarantee Section (previous measures) and under the EAGF	-200 000 000	0	0	28 600 000	28 526 846	73 154	0	73 154	100%
2	05 07 01 07	Conformity clearance of previous years' accounts with regard to shared management expenditure under the EAGGF Guarantee Section (previous measures) and under the EAGF	p.m.	0	0	36 300 000	36 208 259	91 741	0	91 741	100%
2	05 07 02	Settlement of disputes	800 000	0	38 400 000	39 200 000	39 134 000	66 000	0	66 000	100%

ANNEX 8
 ANALYSIS OF BUDGETARY EXECUTION - 2012 FINANCIAL YEAR - Detail Table

Commitment Appropriations

F P T C A I H	HEADING	ADOPTED BUDGET 2012 (1)	AMENDING BUDGET 6/2012 (2)	ASSIGNED REVENUE (3)	TRANSFERS (4)	TOTAL AVAILABLE APPROPRIATIONS B = (1) + (2) + (3) + (4)	EXECUTION 2012 (6)	DIFFERENCE EXECUTION / TOTAL AVAILABLE APPROPRIATIONS (7) = (5) - (6)	ASSIGNED REVENUE CARRIED OVER TO 2013 OF (8)	DIFFERENCE EXECUTION / TOTAL AVAILABLE APPROPRIATIONS AFTER CARRY OVER TO 2013 OF (9) = (7) - (8)	% EXECUTION / APPROPRIATIONS AFTER CARRY OVER TO 2013 OF (10) = (6) + (9) / (5)
05 08	POLICY STRATEGY AND COORDINATION OF 'AGRICULTURE AND RURAL DEVELOPMENT' POLICY AREA	45 810 537	0	99 227	0	45 909 764	45 076 390	833 374	59 067	774 307	98%
2 05 08 01	Farm Accountancy Data Network (FADN)	14 410 160	0	0	-51 000	14 359 160	14 281 020	78 140	0	78 140	99%
2 05 08 02	Surveys on the structure of agricultural holdings	20 235 377	0	99 227	0	20 334 604	19 913 904	420 700	59 067	361 633	98%
2 05 08 03	Restructuring of systems for agricultural surveys	1 460 000	0	0	51 000	1 511 000	1 511 000	0	0	0	100%
2 05 08 06	Enhancing public awareness of the common agricultural policy	8 000 000	0	0	0	8 000 000	7 905 658	94 342	0	94 342	99%
2 05 08 09	EAGF - Operational technical assistance	1 705 000	0	0	0	1 705 000	1 464 808	240 192	0	240 192	86%
11	MARITIME AFFAIRS AND FISHERIES	30 496 768	0	0	71 000	30 567 768	30 472 910	94 858	0	94 858	100%
11 01	ADMINISTRATIVE EXPENDITURE OF THE 'MARITIME AFFAIRS AND FISHERIES' POLICY AREA	500 000	0	0	71 000	571 000	529 453	41 547	0	41 547	93%
2 11 01 04	Support expenditure for operations in the 'Maritime affairs and fisheries' policy area	500 000	0	0	71 000	571 000	529 453	41 547	0	41 547	93%
2 11 01 04 08	European Agriculture Guarantee Fund (EAGF) — Non-operational technical assistance	500 000	0	0	71 000	571 000	529 453	41 547	0	41 547	93%
11 02	FISHERIES MARKETS	29 996 768	0	0	0	29 996 768	29 943 457	53 311	0	53 311	100%
2 11 02 01	Intervention in fishery products	15 000 000	0	0	0	15 000 000	14 946 689	53 311	0	53 311	100%
2 11 02 01 01	Intervention in fishery products - New measures	15 000 000	0	0	0	15 000 000	14 946 689	53 311	0	53 311	100%
2 11 02 03	Fisheries programme for the outermost regions	14 996 768	0	0	0	14 996 768	14 996 768	0	0	0	100%
2 11 02 03 01	Fisheries programme for the outermost regions — New measures	14 996 768	0	0	0	14 996 768	14 996 768	0	0	0	100%
17	VETERINARY EXPENDITURE	335 770 000	-65 420 000	6 927 047	0	277 277 047	268 410 206	8 866 842	5 741 349	3 125 493	99%
17 01	ADMINISTRATIVE EXPENDITURE OF VETERINARY COSTS	2 770 000	0	0	0	2 770 000	2 643 768	126 232	0	126 232	95%
2 17 01 04	Support expenditure for operations of 'Health and consumer protection' Policy Area	2 770 000	0	0	0	2 770 000	2 643 768	126 232	0	126 232	95%
2 17 01 04 01	Plant-health measures — Expenditure on administrative management	600 000	0	0	0	600 000	597 381	2 620	0	2 620	100%
2 17 01 04 05	Feed and food safety and related activities — Expenditure on administrative management	700 000	0	0	0	700 000	652 336	47 664	0	47 664	93%
2 17 01 04 07	Animal disease eradication and Emergency fund — Expenditure on administrative management	300 000	0	0	0	300 000	224 052	75 948	0	75 948	75%
2 17 01 04 31	Executive Agency for health and consumers. Subsidy for programmes under Heading 2	1 170 000	0	0	0	1 170 000	1 170 000	0	0	0	100%
17 03	PUBLIC HEALTH	p.m.	0	0	0	0	0	0	0	0	-
2 17 03 02	Community Tobacco Fund — Direct payments by the Union	p.m.	0	0	0	0	0	0	0	0	-
17 04	FOOD SAFETY, ANIMAL HEALTH, ANIMAL WELFARE & PLANT HEALTH	333 000 000	-65 420 000	6 927 047	0	274 507 047	265 766 437	8 740 610	5 741 349	2 999 261	99%
2 17 04 01	Animal disease eradication and monitoring programmes and monitoring of the physical conditions of animals that could pose a public health risk linked to an external factor	259 000 000	-57 640 000	6 564 197	0	207 924 197	202 178 258	5 745 939	5 741 349	4 590	100%
2 17 04 01 01	Animal disease eradication and monitoring programmes and monitoring of the physical conditions of animals that could pose a public health risk linked to an external factor — New measures	259 000 000	-57 640 000	6 564 197	0	207 924 197	202 178 258	5 745 939	5 741 349	4 590	100%

ANNEX 8
 ANALYSIS OF BUDGETARY EXECUTION - 2012 FINANCIAL YEAR - Detail Table

		Commitment Appropriations										In EUROS			
F	T	C	A	I	HEADING	(1)	(2)	(3)	(4)	(5) = (1) + (2) + (3) + (4)	(6)	(7) = (5) - (6)	(8)	(9) = (7) - (8)	(10) = (6) + (9) / (5)
P	H					ADOPTED BUDGET 2012	AMENDING BUDGET 6/2012 (2)	ASSIGNED REVENUE	TRANSFERS	TOTAL AVAILABLE APPROPRIATIONS	EXECUTION 2012	DIFFERENCE EXECUTION / TOTAL AVAILABLE APPROPRIATIONS	ASSIGNED REVENUE CARRIED OVER TO 2013	DIFFERENCE EXECUTION / TOTAL AVAILABLE APPROPRIATIONS AFTER CARRY OVER TO 2013 OF ASSIGNED REVENUE	% EXECUTION / TOTAL AVAILABLE APPROPRIATIONS AFTER CARRY OVER TO 2013 OF ASSIGNED REVENUE
2	17	04	02		Other measures in the veterinary, animal welfare and public health field	18 000 000	0	10 069	860 000	18 870 069	18 867 576	2 493	0	2 493	100%
2	17	04	02	01	Other measures in the veterinary, animal welfare and public health field — New measures	18 000 000	0	10 069	860 000	18 870 069	18 867 576	2 493	0	2 493	100%
2	17	04	03		Emergency fund for veterinary complaints and other animal contaminations which are a risk to public health	10 000 000	-4 400 000	0	0	5 600 000	2 613 487	2 986 513	0	2 986 513	47%
2	17	04	03	01	Emergency fund for veterinary complaints and other animal contaminations which are a risk to public health — New measures	10 000 000	-4 400 000	0	0	5 600 000	2 613 487	2 986 513	0	2 986 513	47%
2	17	04	04		Plant health measures	14 000 000	0	0	-1 200 000	12 800 000	12 800 000	0	0	0	100%
2	17	04	04	01	Plant-health measures — New measures	14 000 000	0	0	-1 200 000	12 800 000	12 800 000	0	0	0	100%
2	17	04	07		Feed and food safety and related activities	32 000 000	-3 380 000	352 781	340 000	29 312 781	29 307 115	5 666	0	5 666	100%
2	17	04	07	01	Feed and food safety and related activities — New measures	32 000 000	-3 380 000	352 781	340 000	29 312 781	29 307 115	5 666	0	5 666	100%
TOTAL 2012 EAGF						43 969 637 305	-65 420 000	1 348 122 088	71 000	45 252 410 393	44 745 594 866	506 815 527	496 464 134	10 351 393	100%
2	05	02	16		Sugar Restructuring Fund	p.m.	0	864 657 113	0	864 657 113	109 698 527	754 958 586	754 958 586	0	100%
2	05	02	16	01	Sugar Restructuring Fund	p.m.	0	864 656 528	0	864 656 528	109 697 942	754 958 586	754 958 586	0	100%
2	05	02	16	02	Clearance with regard to Sugar Restructuring Fund	p.m.	0	585	0	585	585	0	0	0	100%
2	05	02	17		Pilot projects. Support for farmers	2 500 000	0	0	0	2 500 000	0	2 500 000	0	0	0%
2	05	02	17	01	Support for farmers' cooperatives	p.m.	0	0	0	0	0	0	0	0	-
2	05	02	17	02	European farm prices and margins observatory	1 000 000	0	0	0	1 000 000	0	1 000 000	0	0	0%
2	05	02	17	03	Support for farmers' & consumers' initiatives for low carbon emission, low energy consumption & locally marketed food production	p.m.	0	0	0	0	0	0	0	0	-
2	05	02	17	07	Measures to combat speculation in agricultural commodities	1 500 000	0	0	0	1 500 000	0	1 500 000	0	1 500 000	0%
2	05	08	10		Pilot project — Assessing end-user costs of compliance with EU legislation in the fields of environment, animal welfare and food safety	p.m.	0	0	0	0	0	0	0	0	-
2	05	08	11		Pilot project — Exchanging best practice for cross compliance simplification	1 000 000	0	0	0	1 000 000	0	1 000 000	0	1 000 000	0%
TOTAL 2012						43 973 137 305	-65 420 000	2 212 779 201	71 000	46 120 567 506	44 855 293 393	1 265 274 113	1 251 422 720	13 851 393	100%

(1) FPH = Financial Perspectives; Heading / T = Title / C = Chapter / A = Article / I = Item

(2) For EAGF, the Amending Budget No 6/2012 concerns only items 17 04 01 01, 17 04 03 01 and 17 04 07 01; commitment appropriations were reduced by respectively 57.64 M€, 4.40 M€ and 3.38 M€.

ANNEX 10
 Assigned revenue for policy area 05 (under shared management) Appropriations C5

Commitment Appropriations		Assigned Revenue 2012				Use of Assigned Revenue				Carried forward to 2013 *	
ITEM	Funds	Description	Amount	Link - Budgetary Attribution		Budgetary Expenditure Item	Funds	Description	Amount		
				Budgetary Item	Amount				Detail	Total	
CHAPTER 67 : REVENUE CONCERNING EAGF											
6 7 0 1	IC5	Clearance of EAGF accounts – Assigned revenue	10 767 944.74	05 02 08 03	10 767 944.74		C5	Operational funds for producers organisations	10 767 944.74		
									10 767 944.74		-
6 7 0 2	IC5	EAGF Irregularities – Assigned revenue	430 715 373.83	05 03 01 01	430 715 373.83		C5	SPS (single payment scheme)	430 715 373.83		
6 7 0 3	IC5	Superlevy from milk producers – Assigned revenue									
									430 715 373.83		-
6 7 0	IC5	Revenue concerning EAGF	441 483 316.57								
6 7	IC5	REVENUE CONCERNING EAGF TOTAL Chapter 67	441 483 316.57							441 483 316.57	
CHAPTER 68 : TEMPORARY RESTRUCTURING AMOUNTS											
6 8 0 1	IC5	Temporary restructuring amounts – Assigned revenue	856 828 482.46	05 02 16 01	856 827 897.13		C5	Sugar Restructuring Fund	132 691 519.17		
				05 02 16 02	585.33		C5	Clearance with regard to Sugar Restructuring Fund	585.33		
									856 828 482.46		724 136 377.96
6 8 0 2		Irregularities concerning the temporary restructuring fund – Assigned revenue	0.00								
6 8 0 3		Clearance with regard to the temporary restructuring fund – Assigned revenue	0.00								
6 8 0	IC5	Temporary restructuring amounts	856 828 482.46								
6 8	IC5	TEMPORARY RESTRUCTURING AMOUNTS *	856 828 482.46							132 692 104.50	
TOTAL			1 298 311 801.03				TOTAL		574 175 423.07	724 136 377.96	

* The amount of EUR 724 136 377.96, involving temporary restructuring amounts (C5 appropriations), was exceptionally carried over to 2013.

ANNEX 11

VETERINARY & PLANT HEALTH MEASURES
 2012 BUDGET EXECUTION financed by EAGF

Commitment Appropriations

In EUR

Budget item	Heading	Credits after transfer *	Committed *	balance credits-commitments
17.010401	Plant-health measures - Expenditure on administrative management	600 000	597 381	2 620
1	Different studies and conferences		157 381	
2	IT tools (database)		440 000	
17.010405	Feed and food safety and related activities - Expenditure on administrative management	700 000	652 336	47 664
1	IT tools (database)		160 739	
2	Supportive actions training food and feed		491 597	
17.010407	Animal disease eradication and emergency fund - Expenditure on administrative management	300 000	224 052	75 948
1	administrative assistance relating to audit		224 052	
17.010431	Executive Agency for Health and Consumers. Subsidy for programmes under Heading 2	1 170 000	1 170 000	0
1	administrative assistance PHEA		1 170 000	
17.040101	Animal disease eradication and monitoring programmes and monitoring of the physical conditions of animals that could pose a public-health risk linked to an external factor	207 924 197	202 178 258	5 745 939
1	Bovine brucellosis		8 000 000	
2	Bovine tuberculosis		70 650 000	
3	Melitensis		15 380 000	
4	bluetongue		3 650 000	
5	salmonella		16 705 000	
6	swine diseases		5 200 000	
7	Avian influenza		2 690 000	
8	TSE/BSE and scrapie		55 810 000	
9	rabies		24 093 258	
17.040201	Other measures in the veterinary, animal welfare and public-health field	18 870 069	18 867 576	2 493
1	Contribution EU FMD		4 583 106	
2	purchase FMD antigens		3 000 000	
3	Study Schmallenberg virus		2 905 741	
4	communication		209 669	
5	IT (TRACES, ADNS,)		4 531 543	
6	other activities		3 637 517	
17.040301	Emergency fund for veterinary complaints and other diseases of animal contaminations which are a risk to public health	5 600 000	2 613 487	2 986 513
1	classical swine fever		700 000	
2	rabies		60 000	
3	foot-and mouth disease		463 583	
4	Avian influenza		1 385 521	
5	others		4 383	
17.040401	Plant-health measures - Expenditure on operational management	12 800 000	12 800 000	0
1	Solidarité		10 780 000	
2	Better training for safer food		660 000	
3	IT		1 180 000	
4	Poseidom		180 000	
17040701	Food and feed control. Expenditure on operational management	29 312 781	29 307 115	5 666
1	IT and communication		733 984	
2	EU reference laboratories		14 368 633	
3	Better training for safer food		13 460 000	
4	other actions + experts FVO		744 498	
TOTAL TITLE 17 - EAGF 2012 EXPENDITURE			268 410 206	

* Initial Budget commitment appropriations + Amending Budget + Transfers. Assigned revenue included.

DIRECTORATE-GENERAL FOR AGRICULTURE AND RURAL DEVELOPMENT
 Directorate I. Management of resources
 I.1. Budget management
 EAGF - 2012 FINANCIAL REPORT

EAGF - EUROPEAN AGRICULTURAL GUARANTEE FUND

ANNEX 14
 Budget 2012 - EXPENDITURE FOR EXPORT REFUNDS BY MEMBER STATE - In EUR million

Commitment Appropriations	
Member State - EU 27	2012
Belgium	1.11
Bulgaria	0.52
Czech Republic	0.20
Denmark	2.00
Germany	7.08
Estonia	0.03
Ireland	1.33
Greece	0.11
Spain	3.09
France	81.70
Italy	12.48
Cyprus	0.02
Latvia	0.02
Lithuania	3.87
Luxembourg	0.00
Hungary	1.06
Malta	0.00
Netherlands	5.51
Austria	1.80
Poland	18.82
Portugal	4.33
Romania	0.57
Slovenia	0.33
Slovakia	0.10
Finland	0.09
Sweden	0.07
United Kingdom	0.43
TOTAL Export Refunds Expenditure	146.67



ANNEX 15

Budget 2012 - EXPENDITURE for INTERVENTION in STORAGE

Commitment Appropriations	P U B L I C S T O R A G E (Details)						TOTAL PUBLIC STORAGE	TOTAL PRIVATE STORAGE	TOTAL STORAGE	in Million Euro		
	Technical costs	Financial costs	Difference between purchase and sales price	D E P R E C I A T I O N S		Complementary depreciation end of the exercise						
				Total depreciation	Purchase depreciation							
a = b + c	b	c = d + e + f + g	d	e	f	g = h + i	h	i				
PRODUCTS												
CEREALS	1.57		1.57	1.73	0.14	-0.29						
BREAD MAKING QUALITY WHEAT												
BARLEY	1.57		1.57	1.73	0.14	-0.29						
RYE												
MAIZE												
SORGHUM												
RICE												
SUGAR												
WHITE SUGAR												
RAW SUGAR												
OLIVE OIL	12.19		12.19									
FIBRE FLAX AND HEMP	0.05		0.05									
FRUIT AND VEGETABLES												
PRODUCTS OF THE WINE-GROWING SECTOR/ALCOHOL	0.15		0.15	0.07	0.00	0.04						
TOBACCO												
MILK PRODUCTS	-2.39	7.82	-10.21	0.59	0.30	-11.11						
SKIMMED MILK	-10.21		-10.21	0.59	0.30	-11.11						
BUTTER AND CREAM	7.82		7.82	0.00	0.00	0.00						
CHEESE	0.00		0.00									
BEEF MEAT												
PIGMEAT	5.82	5.82										
FISHERY PRODUCTS												
TOTAL	17.38	25.91	-8.52	2.39	0.44	-11.36						

ANNEX 16
 Budget 2012 – EXPENDITURE BY MEMBER STATE, BY ITEM AND BY FUND SOURCE

Commitment Appropriations		In EURS														
Budget line	Fund source	Heading	BE	BG	CZ	DK	DE	EE	IE	EL	ES	FR	IT	CY	LV	LT
05 01 04 01	C1	European Agriculture Guarantee Fund (EAGF) – Non-operational/technical	0	0	0	0	0	0	0	0	0	0	0	0	0	0
05 01 04	C1	Support expenditure for operations in the Agriculture and rural development policy area	0	0	0	0	0	0	0	0	0	0	0	0	0	0
05 01	C1	Administrative expenditure of the Agriculture and RD policy area	0	0	0	0	0	0	0	0	0	0	0	0	0	0
05 02 01 01	C1	Export refunds for cereals	306	0	0	0	211 745	0	0	0	0	0	0	2 442	0	0
05 02 01 02	C1	Intervention storage of cereals	0	-3 963 161	-45 221	0	1 886 587	0	0	0	0	0	5 598	0	0	0
05 02 01 03	C1	Intervention for starch	0	679 771	3 911 403	0	14 366 894	0	0	0	0	4 959 532	7 720	0	46 965	0
05 02 01 99	C1	Other measures (cereals)	0	0	0	0	0	0	0	0	8 785	-13 050	0	0	0	0
05 02 01	C1	Cereals	306	-3 963 161	634 550	3 911 403	16 465 226	0	0	0	8 785	4 952 080	10 163	0	46 965	0
05 02 02 01	C1	Export refunds for rice	0	0	0	0	0	0	0	0	0	0	0	0	0	0
05 02 02 02	C1	Intervention storage of rice	0	0	0	0	0	0	0	0	0	0	0	0	0	0
05 02 02 99	C1	Other measures (rice)	0	0	0	0	0	0	0	0	0	0	0	0	0	0
05 02 02	C1	Rice	0	0	0	0	0	0	0	0	0	0	0	0	0	0
05 02 03 00	C1	Refunds on non-Annex 1 products	734 158	0	0	342 284	847 372	0	0	0	960	1 234 778	2 538 412	0	0	0
05 02 03	C1	Refunds on non-Annex 1 products	734 158	0	0	342 284	847 372	0	0	0	960	1 234 778	2 538 412	0	0	0
05 02 04 01	C1	Programmes for deprived persons	11 802 266	21 896 187	128 429	0	0	2 231 041	2 465 679	25 452 989	86 335 877	74 110 586	99 156 791	0	5 343 971	7 648 052
05 02 04 99	C1	Other measures (food programmes)	0	0	0	0	0	0	0	0	0	0	0	0	0	0
05 02 04	C1	Food programmes	11 802 266	21 896 187	128 429	0	0	2 231 041	2 465 679	25 452 989	86 335 877	74 110 586	99 156 791	0	5 343 971	7 648 052
05 02 05 01	C1	Export refunds for sugar and isoglucose	0	0	0	0	0	0	0	0	0	-13 125	3 244	0	0	0
05 02 05 03	C1	Production refunds for sugar used in the chemical industry	0	0	0	0	0	0	0	0	0	-29 014	0	0	0	0
05 02 05 08	C1	Storage measures for sugar	0	0	0	0	0	0	0	0	0	0	0	0	0	0
05 02 05 99	C1	Other measures (sugar)	0	0	0	0	0	0	0	0	0	-200 857	0	0	0	0
05 02 05	C1	Sugar	0	0	0	0	0	0	0	0	0	-242 996	3 244	0	0	0
05 02 06 03	C1	Storage measures for olive oil	0	0	0	0	0	0	0	12 128 685	0	0	0	0	0	0
05 02 06 05	C1	Quality improvement measures	0	0	0	0	0	0	0	7 901 020	-8 980	554 755	34 417 551	0	0	0
05 02 06 99	C1	Other measures (olive oil)	0	0	0	0	0	0	0	0	291 878	0	2 269	0	0	0
05 02 06	C1	Olive oil	0	0	0	0	0	0	0	7 901 020	12 411 583	554 755	34 419 820	0	0	0
05 02 07 01	C1	Aid for fibre flax and hemp	2 338 840	0	0	1 272	83 684	0	0	45 020	11 916 656	0	0	0	4 541	914
05 02 07 03	C1	Cotton – National restructuring programmes	0	0	0	0	0	0	0	3 983 245	6 133 999	0	0	0	0	0
05 02 07 99	C1	Other measures (textile plants)	0	0	0	0	0	0	0	0	0	0	0	0	0	0
05 02 07	C1	Textile plants	2 338 840	0	0	1 272	83 684	0	0	3 983 245	6 179 019	11 916 656	0	0	4 541	914
05 02 08 01	C1	Export refunds for fruit and vegetables	0	0	0	0	0	0	0	0	0	0	129 215	0	0	0
05 02 08 03	C1	Operational funds for producer organisations	35 768 927	0	1 426 408	2 187 973	36 030 174	0	5 945 241	3 561 278	116 853 700	46 204 988	198 167 613	854 411	0	0
05 02 08 03	C4		12 908 306	0	499 794	0	2 500 655	0	3 727 288	5 482 360	55 500 243	49 157 242	9 013 936	0	0	0
05 02 08 03	C5		0	0	0	0	0	0	0	279 825	3 975 581	1 057 374	1 223 546	0	0	0
05 02 08 03	C1, C4, C5		48 677 233	0	1 926 202	2 187 973	38 530 830	0	9 672 528	9 323 463	176 329 524	96 419 604	208 406 096	854 411	0	0
05 02 08 09	C1	Compensation to encourage processing of citrus fruit	0	0	0	0	0	0	0	0	9 861	0	-2 853	0	0	0
05 02 08 11	C1	Aid to producer groups for preliminary recognition	0	0	454 305	0	0	0	0	5 347 403	53 961	122 251	59 712	613 747	1 806 435	0
05 02 08 12	C1	School fruit scheme	1 248 141	1 145 254	1 837 991	1 388 725	7 830 497	167 149	516 110	15 930	3 208 986	17 761 313	135 897	790 547	861 300	0
05 02 08 99	C1	Other measures (fruit and vegetables)	0	7 709	0	0	-52	0	0	86 234	785 921	0	282 497	0	0	0
05 02 08	C1		37 017 068	1 152 962	3 718 704	3 576 698	43 860 620	167 149	6 461 350	9 010 846	120 912 429	47 722 807	216 397 496	1 604 056	2 596 982	861 300
05 02 08	C4		12 908 306	0	499 794	0	2 500 655	0	3 727 288	5 482 360	55 500 243	49 157 242	9 013 936	0	0	0
05 02 08	C5		0	0	0	0	0	0	0	279 825	3 975 581	1 057 374	1 223 546	0	0	0
05 02 08	C1, C4, C5		49 925 374	1 152 962	4 218 498	3 576 698	46 361 275	167 149	10 188 638	14 773 031	180 388 253	97 937 423	226 634 979	1 604 056	2 596 982	861 300
05 02 09 04	C1	Storage measures for alcohol	0	0	0	0	0	0	0	0	0	0	0	0	178 341	0
05 02 09 08	C1	National support programmes for the wine sector	0	17 370 800	5 069 424	0	39 303 622	0	7 387 835	215 069 182	284 266 826	335 033 662	4 688 162	0	0	0
05 02 09 09	C1	Grubbing-up scheme	0	0	0	0	-4 002	0	-630	2 955 246	129 153	1 646 308	788	0	0	0
05 02 09 99	C1	Other measures (vine-growing sector)	0	0	0	0	0	0	0	-13 693	-628	-2 699 794	0	0	0	0
05 02 09	C1	Products of the wine-growing sector	0	17 370 800	5 069 424	0	39 299 620	0	7 387 205	218 010 735	284 395 350	334 000 177	4 867 290	0	0	0

ANNEX 16
 Budget 2012 - EXPENDITURE BY MEMBER STATE, BY ITEM AND BY FUND SOURCE

Commitment Appropriations

Budget line	Fund source	Heading	BE	BG	CZ	DK	DE	EE	IE	EL	ES	FR	IT	CY	LV	LT
05 02 10 01	C1	Promotion measures — Payments by Member States	1 411 529	1 249 951	178 294	440 922	1 205 080	0	765 863	4 191 973	4 071 109	9 594 022	8 930 080	8 714	362 730	393 441
05 02 10 02	C1	Promotion measures — Direct payments by the Union	0	0	0	0	0	0	0	0	0	0	0	0	0	0
05 02 10 99	C1	Other measures (promotion)	0	0	0	0	0	0	0	0	516	-4 140	0	0	0	0
05 02 10	C1	Promotion	1 411 529	1 249 951	178 294	440 922	1 205 080	0	765 863	4 191 973	4 071 625	9 589 882	8 930 080	8 714	362 730	393 441
05 02 11 01	C1	Dried fodder	0	0	871 685	1 888 085	4 816 041	0	299 407	0	36 339 622	17 780 758	31 768 658	0	0	0
05 02 11 03	C1	Hops — Aid to producer organisations	0	0	0	0	2 277 000	0	0	0	0	0	0	0	0	0
05 02 11 04	C1	POSEI (excluding direct aids and MARE 11 02 03)	0	0	0	0	0	0	4 731 399	76 216 165	121 930 632	0	0	0	0	0
05 02 11 05	C1	Community fund for tobacco (excluding SANCO 17 03 02)	0	0	0	0	0	0	0	0	0	0	0	0	0	0
05 02 11 99	C1	Other measures (other plant products/measures)	0	0	0	0	0	0	0	0	0	0	-10 074	0	0	0
05 02 11	C1	Other plant products/measures	0	0	871 685	1 888 085	7 093 041	0	5 030 806	112 555 787	139 711 390	31 758 584	0	0	0	0
05 02 12 01	C1	Refunds for milk and milk products	37 597	0	0	2 351	-6 311	0	13 544	0	0	6 763	44 018	16 216	0	13 920
05 02 12 02	C1	Intervention storage of skimmed-milk powder	11 520 136	0	528 342	0	8 993 436	-156 395	11 620 341	-4 555 012	-17 139 570	-4 821 191	-20 949 674	0	-1 477 345	3 676 697
05 02 12 03	C1	Aid for disposal of skimmed milk	0	0	0	0	0	0	0	0	0	0	0	0	0	0
05 02 12 04	C1	Intervention storage of butter and cream	857 273	0	0	283 865	1 193 050	176	1 360 108	0	52 495	1 654 074	0	0	0	1 472
05 02 12 05	C1	Other measures relating to butterfat	0	0	0	0	0	0	1 844	0	0	0	0	0	0	0
05 02 12 06	C1	Intervention storage of cheese	0	0	0	0	0	0	0	0	0	0	-555	0	0	0
05 02 12 08	C1	School milk	643 073	1 914	393 960	1 657 314	5 524 498	700 745	359 384	0	444 649	13 345 530	2 679 942	242 678	347 476	736 074
05 02 12 99	C1	Other measures (milk and milk products)	0	0	0	0	2 680	0	10 620	0	0	0	0	0	0	0
05 02 12	C1	Milk and milk products	13 058 078	1 914	922 302	1 943 531	15 707 353	544 526	13 363 997	-4 555 012	-16 642 425	10 187 021	-18 226 269	258 895	-1 129 869	4 428 163
05 02 13 01	C1	Refunds for beef and veal	97 156	0	9 920	935 327	2 127 275	0	1 312 979	23 024	635 612	3 586 163	1 531 378	0	0	3 823 359
05 02 13 02	C1	Intervention storage of beef and veal	0	0	0	0	0	0	0	0	0	0	0	0	0	0
05 02 13 03	C1	Exceptional support measures	0	0	0	0	0	0	0	0	0	0	0	0	0	0
05 02 13 04	C1	Refunds for live animals	0	0	162 716	0	2 608 246	30 612	0	0	0	775 121	4 208	0	0	27 868
05 02 13 99	C1	Other measures (beef and veal)	0	0	0	0	0	0	0	0	0	-71 355	0	0	0	0
05 02 13	C1	Beef and veal	97 156	0	172 635	935 327	4 735 521	30 612	1 312 979	23 024	635 612	4 289 929	1 535 586	0	0	3 851 227
05 02 14 01	C1	Intervention storage of sheepmeat and goatmeat	0	0	0	0	0	0	0	0	0	0	0	0	0	0
05 02 14 99	C1	Other measures (sheepmeat and goatmeat)	0	0	0	0	0	0	0	0	0	0	0	0	0	0
05 02 14	C1	Sheepmeat and goatmeat	0	0	0	0	0	0	0	0	0	0	0	0	0	0
05 02 15 01	C1	Refunds for pigmeat	217 888	0	0	467 403	248 265	0	107 096	5 065	2 304 629	424 969	7 459 262	0	0	0
05 02 15 02	C1	Intervention storage of pigmeat	0	0	0	1 107 794	84 798	0	0	0	872 747	1 965 966	51 383	0	0	0
05 02 15 03	C1	Exceptional market-support measures for pigmeat	0	0	0	0	0	0	0	0	0	0	0	0	0	0
05 02 15 04	C1	Refunds for eggs	27 261	40 615	29 529	51 384	57 158	0	81 059	141 228	594 786	211 893	1 282	1 282	16 944	0
05 02 15 05	C1	Refunds for poultrymeat	0	484 186	1 820	205 325	983 887	0	12 226	75 091 230	535 009	0	0	0	0	0
05 02 15 06	C1	Specific aid for bee-keeping	285 900	1 372 372	1 285 639	158 772	1 534 154	49 058	49 646	2 723 176	3 928 067	2 517 564	2 824 607	116 372	128 769	303 249
05 02 15 07	C1	Exceptional market-support measures for the poultrymeat and eggs sector	0	0	0	0	0	0	0	0	0	0	0	0	0	0
05 02 15 99	C1	Other measures (pigmeat, poultry, eggs, bee-keeping, other animal products)	0	0	0	0	0	0	0	0	0	0	0	0	0	0
05 02 15	C1	Pigmeat, eggs and poultry, bee-keeping and other animal products	531 049	1 897 173	1 316 989	1 990 678	2 908 261	49 058	156 742	2 809 300	7 258 897	80 594 513	11 082 153	117 653	145 713	303 249
05 02	C1	Interventions in agricultural markets	66 990 450	39 605 826	13 013 012	15 030 199	132 205 778	3 022 386	24 526 610	61 235 396	551 738 886	669 016 751	721 606 238	6 856 609	7 371 033	17 486 347
05 02	C4		12 908 306	0	0	0	0	0	3 727 288	5 482 360	55 500 243	49 157 242	9 013 936	0	0	0
05 02	C5		0	0	499 794	0	2 500 655	0	279 825	3 975 581	1 057 374	1 223 546	0	0	0	0
05 02	C1, C4, C5		79 898 757	39 605 826	13 512 806	15 030 199	134 706 433	3 022 386	28 253 897	66 997 581	611 214 710	719 231 366	731 843 720	6 856 609	7 371 033	17 486 347
05 03 01 01	C1	SPS (single payment scheme)	446 643 571	0	0	887 938 643	5 244 096 639	0	1 238 998 481	2 037 437 719	4 081 531 451	6 642 196 990	3 514 978 637	0	0	0
05 03 01 04	C4		0	0	0	0	0	0	0	0	0	242 413 212	0	0	0	
05 03 01 05	C5		24 214 469	0	0	64 994	303 034	0	1 219 518	2 289 233	247 603 606	130 285 182	0	0	0	
05 03 01 01	C1, C4, C5		470 858 040	0	0	888 033 637	5 244 399 673	0	1 240 217 999	2 039 726 953	4 329 136 057	6 884 787 134	3 645 183 819	0	0	
05 03 01 02	C1	SAPS (single area payment scheme)	0	371 557 960	666 798 856	0	0	80 574 731	0	0	0	0	35 853 081	110 837 921	288 552 736	
05 03 01 03	C1	Separate sugar payment	0	0	44 197 599	0	0	0	0	0	0	0	0	3 285 978	10 143 849	
05 03 01 04	C1	Separate fruit and vegetables payment	0	0	413 988	0	0	0	0	0	0	0	0	0	0	

In EURS

ANNEX 16
 Budget 2012 - EXPENDITURE BY MEMBER STATE, BY ITEM AND BY FUND SOURCE

Commitment Appropriations

Budget line		Fund source	Heading	BE	BG	CZ	DK	DE	EE	IE	EL	ES	FR	IT	CY	LV	LT
05 03 01 05	C1		Specific support (Article 68) — Decoupled direct aids	0	0	0	0	0	0	0	0	0	116 100 548	157 480 144	0	0	0
05 03 01 99	C1		Other (decoupled direct aids)	-395 862	0	0	0	0	0	0	0	0	0	0	0	0	0
05 03 01	C1			446 247 709	371 557 960	711 410 444	897 067 798	5 244 096 639	80 574 731	1 238 998 481	2 037 437 719	4 130 724 359	6 758 297 538	3 672 458 781	35 853 081	114 123 899	298 696 585
05 03 01 C4			Decoupled direct aids	0	0	0	0	0	0	0	0	0	242 413 212	0	0	0	0
05 03 01 C5				24 214 469	0	0	64 994	303 034	0	1 219 518	2 289 233	247 604 606	176 933	130 205 182	0	0	0
05 03 01	C1, C4, C5			470 462 178	371 557 960	711 410 444	897 132 792	5 244 399 673	80 574 731	1 240 217 999	2 039 726 953	4 378 328 965	7 000 867 682	3 802 663 963	35 853 081	114 123 899	298 696 585
05 03 02 01	C1		Crops area payments	-667	0	0	-375	244 899	0	10 066	2 586	597 926	46 792	2 256 990	0	0	0
05 03 02 04	C1		Supplementary aid for durum wheat: traditional production zones	0	0	0	0	0	0	0	0	130 311	1 085	-968 947	0	0	0
05 03 02 05	C1		Production aid for seeds	0	0	0	0	0	0	0	0	8 072 336	2 005 739	10 918 423	0	0	0
05 03 02 06	C1		Sucker-cow premium	70 668 818	0	0	0	1 803	0	95 030	0	237 633 927	486 591 975	-294 402	0	0	0
05 03 02 07	C1		Additional suckler-cow premium	17 600 405	0	0	0	0	0	0	0	23 624 079	0	-26 865	0	0	0
05 03 02 08	C1		Beef special premium	-29	0	0	30 113 580	93 455	0	72 481	-1 421	82 397	-1 121	-321 330	0	0	0
05 03 02 09	C1		Beef slaughter premium — Calves	5 877 845	0	0	0	24	0	0	0	528 360	61 881	-3 489	0	0	0
05 03 02 10	C1		Beef slaughter premium — Adults	-435	0	0	-593	-435	0	119 981	0	42 468 735	132 878	-159 074	0	0	0
05 03 02 13	C1		Sheep and goat premium	0	0	0	785 981	0	0	29 742	59	216 517	14 649	-189 468	0	0	0
05 03 02 14	C1		Sheep and goat supplementary premium	0	0	0	0	0	0	98	0	58 053	5 210	-107 446	0	0	0
05 03 02 18	C1		Payments to starch potato producers	0	0	0	10 539 084	40 037 382	0	0	0	0	13 877 253	90 505 207	0	0	0
05 03 02 19	C1		Area aid for rice	0	0	0	0	0	0	-2 378	0	45 029 828	7 121 513	0	0	0	
05 03 02 21	C1		Area aid for olive groves	0	0	0	0	0	0	18 212	0	206 002	2 036 281	0	0	0	
05 03 02 22	C1		Tobacco aid	0	0	0	0	0	0	0	0	78 137	19 449	0	0	0	
05 03 02 23	C1		Hops area aid	0	0	0	0	0	0	0	0	0	0	0	0	0	
05 03 02 24	C1		Specific quality premium for durum wheat	0	0	0	0	0	0	0	0	0	0	192	0	0	
05 03 02 25	C1		Protein crop premium	119 779	0	0	0	4 413 871	0	138 167	-255	12 531 755	13 841 857	6 022 628	0	0	0
05 03 02 26	C1		Area payments for nuts	0	0	0	0	51 184	0	0	-358	66 240 181	1 970 991	14 634 949	0	0	
05 03 02 27	C1		Aid for energy crops	-1 465	0	0	59	3 828	0	292	-2 715	75 578	20 511	12 510	0	23	
05 03 02 28	C1		Aid for silkworms	0	0	0	0	0	0	0	328 822	9 728	7 729	9 701	0	0	
05 03 02 36	C1		Payments for specific types of farming and quality production	0	0	0	0	0	0	3 806	44 146	84 809 627	0	739 343	0	0	
05 03 02 39	C1		Additional amount for sugar beet and cane producers	0	0	0	0	0	0	1 588 601	0	21 370 685	0	48 132	0	0	
05 03 02 40	C1		Area aid for cotton	0	0	0	0	0	0	186 113 788	0	59 697 966	0	0	0	0	
05 03 02 41	C1		Transitional fruit and vegetables payment — Tomatoes	0	0	0	0	0	0	-24 277	0	63 769	3 614 980	430 375	0	0	
05 03 02 42	C1		Transitional fruit and vegetables payment - Other products than tomatoes	0	0	0	0	0	0	-245 962	0	699 342	30 242 365	699 844	3 332 026	0	
05 03 02 43	C1		Transitional soft fruit payment	0	176 965	0	0	0	0	0	0	0	0	0	0	1 870	
05 03 02 44	C1		Specific support (Article 68) — Coupled direct aids	5 648 798	16 171 217	31 740 106	505 883	1 832 321	1 219 775	22 745 240	69 877 774	73 422 965	212 034 274	131 621 970	0	5 100 083	9 307 664
05 03 02 50	C1		POSEI — EU support programmes regimes	0	0	0	0	0	0	0	0	179 817 417	151 283 325	0	0	0	0
05 03 02 51	C1		POSEI — Other direct aids and earlier regimes	0	0	0	0	0	0	0	0	0	0	0	0	0	
05 03 02 52	C1		POSEI — Aegean Islands	0	0	0	0	0	0	17 898 230	0	0	0	0	0	0	
05 03 02 99	C1		Other (direct aids)	-478 036	0	0	0	4 075	0	273 775	-25 517	0	4 203	-3 701 691	0	0	
05 03 02	C1		Other direct aids	99 435 448	16 348 181	31 740 106	41 943 619	46 682 408	1 219 775	23 488 678	275 566 586	857 486 228	922 878 281	253 005 682	3 332 026	5 101 953	9 307 666
05 03 03 00	C1		Additional amounts of aid	477	0	0	-4 811	3 312	0	53 336	-44 679	624	416	-55 818	0	0	
05 03 03	C1		Additional amounts of aid	477	0	0	-4 811	3 312	0	53 336	-44 679	624	416	-55 818	0	0	
05 03	C1		Direct aids	545 683 634	387 906 141	743 150 550	939 006 606	5 290 782 360	81 794 506	1 262 540 496	2 312 959 626	4 988 211 211	7 681 176 236	3 925 408 645	39 185 107	119 225 853	308 004 271
05 03 C4				0	0	0	0	0	0	0	0	0	242 413 212	0	0	0	
05 03 C5				24 214 469	0	0	64 994	303 034	0	1 219 518	2 289 233	247 604 606	176 933	130 205 182	0	0	
05 03	C1, C4, C5			569 898 103	387 906 141	743 150 550	939 071 600	5 291 085 394	81 794 506	1 263 760 014	2 315 248 860	5 235 815 816	7 923 766 380	4 055 613 828	39 185 107	119 225 853	308 004 271
05 04 01 14	C1		Rural development financed by the EAGGF Guarantee Section — Programming period 2000 to 2006	-113 768	0	0	0	-94 398	0	-1 949	-1 035	-44 924	-18 433	-2 485 540	0	0	0
05 04 01	C1		Rural development financed by the EAGGF Guarantee Section — Programming period 2000 to 2006	-113 768	0	0	-94 398	-1 035	-1 949	-1 035	-44 924	-18 433	-2 485 540	0	0	0	
05 04 03 02			Plant and animal genetic resources — Completion of earlier measures	0	0	0	0	0	0	0	0	0	0	0	0	0	
05 04 03			Other measures	0	0	0	0	0	0	0	0	0	0	0	0	0	
05 04	C1		Rural development	-113 768	0	0	-94 398	-1 035	-1 949	-1 035	-44 924	-18 433	-2 485 540	0	0	0	

ANNEX 16
 Budget 2012 - EXPENDITURE BY MEMBER STATE, BY ITEM AND BY FUND SOURCE

Commitment Appropriations

Budget line		Heading											In EURS																		
Fund source	BE	BG	CZ	DK	DE	EE	IE	EL	ES	FR	IT	CY	LV	LT	BE	BG	CZ	DK	DE	EE	IE	EL	ES	FR	IT	CY	LV	LT			
17	C1	0	0	0	0	0	0	0	0	0	0	0	0	0	0	0	0	0	0	0	0	0	0	0	0	0	0	0			
17	C4	0	0	0	0	0	0	0	0	0	0	0	0	0	0	0	0	0	0	0	0	0	0	0	0	0	0	0			
17	C5	0	0	0	0	0	0	0	0	0	0	0	0	0	0	0	0	0	0	0	0	0	0	0	0	0	0	0			
17	C1, C4, C5	0	0	0	0	0	0	0	0	0	0	0	0	0	0	0	0	0	0	0	0	0	0	0	0	0	0	0			
Sub-total EAGF Expenditure Fund source C1		612 522 091	424 966 860	768 367 781	954 039 073	5 440 992 702	91 430 565	1 288 259 768	2 408 367 292	5 540 255 020	8 349 634 469	4 646 547 971	46 233 661	126 799 886	330 391 774	612 522 091	424 966 860	768 367 781	954 039 073	5 440 992 702	91 430 565	1 288 259 768	2 408 367 292	5 540 255 020	8 349 634 469	4 646 547 971	46 233 661	126 799 886	330 391 774		
Sub-total EAGF Expenditure Fund source C4		12 908 306	0	0	0	0	0	3 727 288	5 482 360	55 500 243	291 570 454	9 013 936	0	0	0	12 908 306	0	0	0	0	0	3 727 288	5 482 360	55 500 243	291 570 454	9 013 936	0	0	0		
Sub-total EAGF Expenditure Fund source C5		24 214 469	0	499 794	64 994	2 803 689	0	1 219 518	2 569 058	251 580 187	1 234 306	1 314 287 229	0	0	0	24 214 469	0	499 794	64 994	2 803 689	0	1 219 518	2 569 058	251 580 187	1 234 306	1 314 287 229	0	0			
TOTAL 2012 EAGF EXPENDITURE BY MEMBER STATE		649 644 866	424 966 860	768 867 574	954 104 068	5 443 796 391	91 430 565	1 293 206 573	2 416 418 711	5 847 335 450	8 642 439 229	4 786 990 636	46 233 661	126 799 886	330 391 774	649 644 866	424 966 860	768 867 574	954 104 068	5 443 796 391	91 430 565	1 293 206 573	2 416 418 711	5 847 335 450	8 642 439 229	4 786 990 636	46 233 661	126 799 886	330 391 774		
05 02 16 01 C4		0	0	0	0	-44 077	0	0	0	-22 596 347	0	0	-350 846	0	0	0	0	0	0	0	0	0	0	0	0	0	0	0	0		
05 02 16 01 C5	Sugar Restructuring Fund	3 707 325	0	0	1 105 785	2 937 764	0	0	0	44 002 907	13 299 788	27 266 418	0	822 885	1 668 558	3 707 325	0	0	1 105 785	2 937 764	0	0	0	21 406 559	13 299 788	26 915 572	0	822 885	1 668 558		
05 02 16 02 C5	Clearance with regard to the Sugar Restructuring Fund	0	0	0	0	0	0	585	0	0	0	0	0	0	0	0	0	0	0	0	0	0	0	0	0	0	0	0	0		
05 02 16 C4		0	0	0	0	-44 077	0	0	0	-22 596 347	0	0	-350 846	0	0	0	0	0	0	0	0	0	0	0	0	0	0	0	0		
05 02 16 C5	Sugar Restructuring Fund	3 707 325	0	0	1 105 785	2 937 764	0	585	0	44 002 907	13 299 788	27 266 418	0	822 885	1 668 558	3 707 325	0	0	1 105 785	2 937 764	0	585	0	44 002 907	13 299 788	26 915 572	0	822 885	1 668 558		
05 02 16 C4, C5		3 707 325	0	0	1 105 785	2 893 687	0	585	0	21 406 559	13 299 788	26 915 572	0	822 885	1 668 558	3 707 325	0	0	1 105 785	2 893 687	0	585	0	21 406 559	13 299 788	26 915 572	0	822 885	1 668 558		
05 02 17 01	Support for farmers' cooperatives	0	0	0	0	0	0	0	0	0	0	0	0	0	0	0	0	0	0	0	0	0	0	0	0	0	0	0	0	0	
05 02 17 02	European farm prices and margins observatory	0	0	0	0	0	0	0	0	0	0	0	0	0	0	0	0	0	0	0	0	0	0	0	0	0	0	0	0	0	
05 02 17 03	Support for farmers' & consumers' initiatives for low carbon emission, low energy consumption & locally marketed food production	0	0	0	0	0	0	0	0	0	0	0	0	0	0	0	0	0	0	0	0	0	0	0	0	0	0	0	0	0	0
05 02 17 07	Measures to combat speculation in agricultural commodities	0	0	0	0	0	0	0	0	0	0	0	0	0	0	0	0	0	0	0	0	0	0	0	0	0	0	0	0	0	0
05 02 17	Pilot projects. Support for farmers	0	0	0	0	0	0	0	0	0	0	0	0	0	0	0	0	0	0	0	0	0	0	0	0	0	0	0	0	0	0
05 08 10	Pilot project — Assessing end-user costs of compliance with EU legislation in the fields of environment, animal welfare & food safety	0	0	0	0	0	0	0	0	0	0	0	0	0	0	0	0	0	0	0	0	0	0	0	0	0	0	0	0	0	0
05 08 11	Pilot project — Exchanging best practice for cross compliance simplification	0	0	0	0	0	0	0	0	0	0	0	0	0	0	0	0	0	0	0	0	0	0	0	0	0	0	0	0	0	0
Sub-total Expenditure Fund source C1		612 522 091	424 966 860	768 367 781	954 039 073	5 440 992 702	91 430 565	1 288 259 768	2 408 367 292	5 540 255 020	8 349 634 469	4 646 547 971	46 233 661	126 799 886	330 391 774	612 522 091	424 966 860	768 367 781	954 039 073	5 440 992 702	91 430 565	1 288 259 768	2 408 367 292	5 540 255 020	8 349 634 469	4 646 547 971	46 233 661	126 799 886	330 391 774		
Sub-total Expenditure Fund source C4		12 908 306	0	0	0	-44 077	0	3 727 288	5 482 360	32 903 895	291 570 454	8 663 090	0	0	0	12 908 306	0	0	0	-44 077	0	3 727 288	5 482 360	32 903 895	291 570 454	8 663 090	0	0	0	0	
Sub-total Expenditure Fund source C5		27 921 794	0	499 794	1 170 779	5 741 453	0	1 220 103	2 569 058	295 583 094	14 534 095	158 695 146	0	822 885	1 668 558	27 921 794	0	499 794	1 170 779	5 741 453	0	1 220 103	2 569 058	295 583 094	14 534 095	158 695 146	0	822 885	1 668 558		
TOTAL 2012 EXPENDITURE BY MEMBER STATE		653 352 191	424 966 860	768 867 574	955 209 852	5 446 690 077	91 430 565	1 293 207 159	2 416 418 711	5 868 742 009	8 655 739 017	4 813 906 207	46 233 661	127 622 772	332 060 332	653 352 191	424 966 860	768 867 574	955 209 852	5 446 690 077	91 430 565	1 293 207 159	2 416 418 711	5 868 742 009	8 655 739 017	4 813 906 207	46 233 661	127 622 772	332 060 332		

ANNEX 16
 Budget 2012 - EXPENDITURE BY MEMBER STATE, BY ITEM AND BY FUND SOURCE

Commitment Appropriations

Budget line	Fund source	Heading	In EUROS													TOTAL	
			LU	HU	MT	NL	AT	PL	PT	RO	SI	SK	FI	SE	UK		EU
05 02 10 01	C1	Promotion measures — Payments by Member States	113 479	0	140 366	3 337 279	2 324 748	2 002 262	37 713	277 348	54 797	252 241	75 205	2 668 091	0	47 380 170	
05 02 10 02	C1	Promotion measures — Direct payments by the Union	0	0	0	0	0	0	0	0	0	0	0	0	1 326 313		
05 02 10 99	C1	Other measures (promotion)	0	0	0	0	0	10 205	0	0	0	0	0	0	0	6 581	
05 02 10	C1	Promotion	113 479	0	140 366	3 337 279	2 324 748	2 012 457	37 713	277 348	54 797	252 241	75 205	2 668 091	1 326 313	48 715 064	
05 02 11 01	C1	Dried fodder	0	624 579	0	2 859 252	62 620	21 444	0	120 629	0	0	242 545	1 233 640	0	99 013 017	
05 02 11 03	C1	Hops — Aid to producer organisations	0	0	0	0	0	0	0	0	0	0	0	0	0	2 277 000	
05 02 11 04	C1	POSEI (excluding direct aids and MARE 11 02 03)	0	0	0	0	0	24 776 821	0	0	0	0	0	0	0	227 654 016	
05 02 11 05	C1	Community fund for tobacco (excluding SANCO 17 03 02)	0	0	0	0	0	0	0	0	0	0	0	0	0	0	
05 02 11 99	C1	Other measures (other plant products/measures)	0	0	0	0	0	0	0	0	0	0	0	0	0	-10 074	
05 02 11	C1	Other plant products/measures	0	624 579	0	2 858 252	62 620	24 797 265	0	120 629	0	0	242 545	1 233 640	0	328 933 960	
05 02 12 01	C1	Refunds for milk and milk products	0	0	0	0	-62	12 089	0	0	0	3 797	0	1 587	0	172 524	
05 02 12 02	C1	Intervention storage of skimmed-milk powder	0	-3 069 008	0	5 355 133	0	-4 285 571	0	-488 600	0	-830 831	320 173	21 952 524	0	-10 211 677	
05 02 12 03	C1	Aid for disposal of skimmed milk	0	0	0	0	0	0	0	0	0	0	0	0	0	0	
05 02 12 04	C1	Intervention storage of butter and cream	0	0	0	2 114 321	31 731	0	0	0	0	0	66 714	206 204	0	7 821 483	
05 02 12 05	C1	Other measures relating to butterfat	0	0	0	0	0	0	0	0	0	0	0	0	0	1 844	
05 02 12 06	C1	Intervention storage of cheese	0	0	0	0	0	0	0	0	0	0	0	0	0	1 555	
05 02 12 08	C1	School milk	18 391	1 389 136	23 819	534 342	799 255	9 740 910	3 157 083	6 401	570 127	3 727 762	9 102 683	4 763 174	0	69 185 469	
05 02 12 99	C1	Other measures (milk and milk products)	0	0	0	0	5 339	15 852	0	0	0	1 026	5 633	0	0	41 149	
05 02 12	C1	Milk and milk products	18 391	-1 679 872	23 819	8 003 795	836 264	-1 100 547	8 285 168	-482 198	570 127	2 901 753	9 489 569	26 919 123	0	67 010 258	
05 02 13 01	C1	Refunds for beef and veal	0	5 124	0	785 714	839 982	15 760 286	0	12 444	0	0	1 650	2 497	0	31 489 889	
05 02 13 02	C1	Intervention storage of beef and veal	0	0	0	0	0	0	0	0	0	0	0	0	0	0	
05 02 13 03	C1	Exceptional support measures	0	0	0	0	0	0	0	0	0	0	0	0	0	0	
05 02 13 04	C1	Refunds for live animals	0	158 470	0	1 028 075	700 325	41 314	0	0	0	86 163	0	0	0	5 702 981	
05 02 13 99	C1	Other measures (beef and veal)	0	0	0	0	0	213 011	0	0	0	0	0	0	0	141 656	
05 02 13	C1	Beef and veal	0	163 594	0	1 813 789	1 540 307	213 011	12 444	0	79 263	86 763	1 650	2 497	0	37 334 526	
05 02 14 01	C1	Intervention storage of sheepmeat and goatmeat	0	0	0	0	0	0	0	0	0	0	0	0	0	0	
05 02 14 99	C1	Other measures (sheepmeat and goatmeat)	0	0	0	0	0	0	0	0	0	0	0	0	0	0	
05 02 14	C1	Sheepmeat and goatmeat	0	0	0	0	0	0	0	0	0	0	0	0	0	0	
05 02 15 01	C1	Refunds for pigmeat	0	106 758	0	37 549	233 611	3 782 747	0	324 215	16 291	0	36 799	409 509	0	18 623 270	
05 02 15 02	C1	Intervention storage of pigmeat	0	0	0	20 224	1 571 809	0	0	0	0	41 248	0	-4 990	0	5 818 074	
05 02 15 03	C1	Exceptional market-support measures for pigmeat	0	0	0	0	0	0	0	0	0	0	0	0	0	0	
05 02 15 04	C1	Refunds for eggs	0	8 140	0	191 047	13 786	324 966	0	1 656	3 879	0	2 160	15 932	0	1 818 924	
05 02 15 05	C1	Refunds for poultrymeat	0	779 001	0	135 949	402 866	560 253	0	946	0	0	349	0	0	79 306 988	
05 02 15 06	C1	Specific aid for bee-keeping	17 408	1 806 359	6 987	170 969	750 000	2 301 766	1 052 451	3 404 672	636 414	100 413	231 412	746 871	0	28 851 434	
05 02 15 07	C1	Exceptional market-support measures for the poultrymeat and eggs sector	0	0	0	0	0	0	0	0	0	0	0	0	0	0	
05 02 15 99	C1	Other measures (pigmeat, poultry, eggs, bee-keeping, other animal products)	0	0	0	0	0	3 010	0	0	0	0	0	0	0	3 010	
05 02 15	C1	Pigmeat, eggs and poultry, bee-keeping and other animal products	17 408	2 700 258	6 987	553 740	997 396	5 240 664	3 966 581	677 802	657 531	141 661	270 371	1 166 671	0	134 421 301	
05 02	C1	Interventions in agricultural markets	518 416	66 158 891	1 045 419	88 937 556	29 317 526	365 975 370	114 196 622	8 778 393	9 597 980	16 357 812	20 333 141	51 685 752	1 326 313	3 228 708 688	
05 02	C4		0	24 353	0	17 342 865	0	3 021 402	0	0	0	0	3 600 555	6 781 368	0	166 535 565	
05 02	C5		0	66 183 245	1 045 419	106 280 421	29 317 526	366 038 782	128 772 607	8 778 393	9 597 980	16 357 812	23 933 696	58 539 395	1 326 313	3 406 012 198	
05 03 01 01	C1	SPS (single payment scheme)	17 235 936	0	4 282 161	780 519 713	633 943 949	0	393 596 347	0	99 081 717	0	486 561 526	648 561 836	3 249 775 683	0	30 407 400 000
05 03 01 04	C1	SPS (single payment scheme)	0	0	0	0	0	0	0	0	0	0	0	0	0	0	242 413 212
05 03 01 05	C1, C4, C5	SPS (single payment scheme)	17 940 264	0	0	656 033	0	517 273	0	1 245 653	0	17 396	162 968	5 017 818	0	436 715 374	
05 03 01 01	C1, C4, C5	SPS (single area payment scheme)	34 276 200	0	4 282 161	781 151 746	633 943 949	394 113 620	0	100 327 369	0	486 598 922	648 724 804	3 254 793 502	0	31 080 528 565	
05 03 01 02	C1	Separate sugar payment	0	955 053 470	0	0	0	2 243 045 527	0	874 907 942	0	288 499 661	0	0	0	5 915 681 886	
05 03 01 03	C1	Separate fruit and vegetables payment	0	41 534 791	0	0	0	157 751 695	0	5 011 416	0	19 228 049	0	0	0	281 153 378	
05 03 01 04	C1	Separate fruit and vegetables payment	0	4 596 753	0	0	0	6 653 938	0	666 885	0	0	0	0	0	12 331 565	

ANNEX 16
 Budget 2012 - EXPENDITURE BY MEMBER STATE, BY ITEM AND BY FUND SOURCE

Commitment Appropriations

Budget line	Fund source	Heading	In EUROS													TOTAL			
			LU	HU	MT	NL	AT	PL	PT	RO	SI	SK	FI	SE	UK		EU		
05 03 01 05 C1		Specific support (Article 68) — Decoupled direct aids	0	31 311 085	0	3 121 941	0	0	0	10 419 213	0	0	0	0	0	0	0	0	376 754 994
05 03 01 99 C1		Other (decoupled direct aids)	0	0	0	0	0	0	0	-589 532	0	0	0	0	0	0	0	0	-985 393
05 03 01 C1			17 235 936	1 032 496 100	4 282 161	783 640 654	633 943 949	2 407 431 160	403 426 028	879 919 358	99 081 717	308 414 595	486 581 526	648 561 836	3 249 775 683	0	0	0	36 992 336 429
05 03 01 C4		Decoupled direct aids	0	0	0	636 033	0	0	517 273	0	1 245 653	0	17 396	162 968	5 017 818	0	0	0	242 413 212
05 03 01 C5			17 040 264	0	0	636 033	0	0	517 273	0	1 245 653	0	17 396	162 968	5 017 818	0	0	0	430 715 374
05 03 01 C1, C4, C5			34 276 200	1 032 496 100	4 282 161	784 276 688	633 943 949	2 407 431 160	403 943 301	879 919 358	100 327 369	308 414 595	486 598 922	648 724 804	3 254 793 502	0	0	0	37 665 465 015
05 03 02 01 C1		Crops, area payments	0	0	0	246 455	2 975	0	-4 481	0	0	0	1 339	7 161	0	0	0	0	3 413 665
05 03 02 04 C1		Supplementary aid for durum wheat: traditional production zones	0	0	0	0	0	0	0	0	0	0	0	0	0	0	0	0	-837 551
05 03 02 05 C1		Production aid for seeds	0	0	0	227 035	0	0	142 954	0	0	0	1 049 703	0	0	0	0	0	22 416 190
05 03 02 06 C1		Sucker-cow premium	0	0	0	66 269 124	0	0	72 999 465	0	0	0	720	0	4 434	0	0	0	933 970 915
05 03 02 07 C1		Additional suckler-cow premium	0	0	0	78 715	0	0	8 511 030	0	0	0	0	0	535	0	0	0	49 787 899
05 03 02 08 C1		Beef special premium	0	0	0	550	0	0	8 900 855	0	0	0	18 608	33 764 946	2 720	0	0	0	7 342 902
05 03 02 09 C1		Beef slaughter premium — Calves	0	0	0	1 819	0	0	7 874 676	0	0	0	0	0	260	0	0	0	72 725 690
05 03 02 10 C1		Beef slaughter premium — Adults	0	0	0	-1 288	0	0	8 992 875	0	0	0	0	0	3 029	0	0	0	50 473 462
05 03 02 11 C1		Sheep and goat supplementary premium	0	0	0	0	0	0	20 931 299	0	0	0	549 173	0	0	0	0	0	22 339 531
05 03 02 12 C1		Sheep and goat supplementary premium	0	0	0	0	0	0	6 688 088	0	0	0	179 182	0	0	0	0	0	6 823 711
05 03 02 13 C1		Payments to starch potato producers	0	0	0	27 054 950	3 089 408	0	0	0	0	0	2 262 683	3 625 760	526	0	0	0	100 486 519
05 03 02 14 C1		Area aid for rice	0	0	0	0	0	0	10 185 957	0	0	0	0	0	0	0	0	0	152 840 127
05 03 02 15 C1		Aid for olive groves	0	0	0	0	0	0	0	0	0	0	0	0	0	0	0	0	1 260 495
05 03 02 21 C1		Tobacco aid	0	0	0	0	0	0	0	0	0	0	0	0	0	0	0	0	97 587
05 03 02 23 C1		Hops area aid	0	0	0	0	0	0	0	0	0	0	0	0	0	0	0	0	0
05 03 02 24 C1		Specific quality premium for durum wheat	0	0	0	0	0	0	0	0	0	0	0	0	0	0	0	0	-161 359
05 03 02 25 C1		Protein crop premium	0	0	0	-18	0	0	140 695	0	24 970	0	1 516	6 328 626	80	0	0	0	43 563 671
05 03 02 26 C1		Area payments for nuts	0	0	0	0	1	0	4 785 680	0	20 350	0	0	0	10 632	0	0	0	87 713 610
05 03 02 27 C1		Aid for energy crops	0	-50 852	0	0	0	24 760	0	53 797	0	-180	3 168	227	61 040	0	0	0	200 581
05 03 02 28 C1		Aid for silkworms	0	0	0	0	0	0	0	0	0	0	0	0	0	0	0	0	355 981
05 03 02 28 C1		Payments for specific types of farming and quality production	0	0	0	0	0	0	0	0	0	0	0	0	0	0	0	0	0
05 03 02 36 C1		Additional amount for sugar beet and cane producers	0	0	0	0	0	0	22 079	0	2 104	0	4 665	2 964 473	25 290 887	0	0	0	113 883 128
05 03 02 39 C1		Area aid for cotton	0	0	0	0	0	0	0	0	0	0	0	0	0	0	0	0	23 007 419
05 03 02 40 C1		Transitional fruit and vegetables payment — Tomatoes	0	0	0	0	0	0	0	0	0	0	0	0	0	0	0	0	245 811 754
05 03 02 41 C1		Transitional fruit and vegetables payment — Other products than tomatoes	0	0	0	0	0	0	15 172 948	844 595	0	0	0	0	0	0	0	0	20 434 489
05 03 02 42 C1		Transitional soft fruit payment	0	19 740	0	0	0	0	0	0	0	0	0	0	0	0	0	0	34 727 616
05 03 02 43 C1		Specific support (Article 68) — Coupled direct aids	0	45 845 395	0	8 148 841	11 144 599	39 585 329	13 172 074	25 540 912	6 869 392	10 614 088	43 365 407	0	0	0	0	0	10 957 126
05 03 02 44 C1		POSEI — EU support programmes	0	0	0	0	0	0	0	0	0	0	0	0	0	0	0	0	785 514 107
05 03 02 50 C1		POSEI — Other direct aids and earlier regimes	0	0	0	0	0	0	79 984 600	0	0	0	0	0	0	0	0	0	411 085 342
05 03 02 51 C1		POSEI — Aegean Islands	0	0	0	0	0	0	9 554	0	0	0	0	0	0	0	0	0	9 554
05 03 02 52 C1		Other (direct aids)	0	0	0	8 054	5 523	0	-245 499	0	0	0	222	0	-60 717	0	0	0	17 898 230
05 03 02 99 C1			0	0	0	0	0	0	0	0	0	0	0	0	0	0	0	0	-4 215 608
05 03 02 C1		Other direct aids	0	45 814 283	0	35 685 847	80 609 774	50 368 640	241 264 013	26 439 304	15 817 671	10 946 007	47 436 385	40 364 647	31 643 553	0	0	0	3 213 926 784
05 03 03 00 C1		Additional amounts of aid	0	0	0	448	5 323	0	494 496	0	0	0	772	184 505	638 402	0	0	0	638 402
05 03 03 C1		Additional amounts of aid	0	0	0	448	5 323	0	494 496	0	0	0	772	184 505	638 402	0	0	0	638 402
05 03 C1			17 235 936	1 078 310 382	4 282 161	819 326 949	714 559 046	2 457 799 800	645 184 538	906 358 662	114 899 388	319 360 602	534 018 683	688 926 483	3 281 603 741	0	0	0	40 206 901 615
05 03 C4		Direct aids	0	0	0	636 033	0	0	517 273	0	1 245 653	0	17 396	162 968	5 017 818	0	0	0	242 413 212
05 03 C5			17 040 264	0	0	636 033	0	0	517 273	0	1 245 653	0	17 396	162 968	5 017 818	0	0	0	430 715 374
05 03 C1, C4, C5			34 276 200	1 078 310 382	4 282 161	819 962 982	714 559 046	2 457 799 800	645 701 811	906 358 662	116 145 041	319 360 602	534 036 079	689 089 451	3 286 621 560	0	0	0	40 880 030 201
05 04 01 14 C1		Rural development financed by the EAGGF Guarantee Section — Programming period 2000 to 2006	0	0	0	0	0	0	-3 690	0	0	0	-3 874	-230	-30 961	0	0	0	-2 798 803
05 04 01 C1		Rural development financed by the EAGGF Guarantee Section — Programming period 2000 to 2006	0	0	0	0	0	0	-3 690	0	0	0	-3 874	-230	-30 961	0	0	0	-2 798 803
05 04 03 02		Plant and animal genetic resources — Completion of earlier measures	0	0	0	0	0	0	0	0	0	0	0	0	0	0	0	0	0
05 04 03		Other measures	0	0	0	0	0	0	0	0	0	0	0	0	0	0	0	0	0
05 04 C1		Rural development	0	0	0	0	0	0	-3 690	0	0	0	-3 874	-230	-30 961	0	0	0	-2 798 803

ANNEX 16
 Budget 2012 - EXPENDITURE BY MEMBER STATE, BY ITEM AND BY FUND SOURCE

Commitment Appropriations

Budget line	Fund source	Heading	LU	HU	MT	NL	AT	PL	PT	RO	SI	SK	FI	SE	UK	EU	TOTAL	
05 07 01 02	C1	Monitoring and preventive measures – Direct payments by the European Union	0	0	0	0	0	0	0	0	0	0	0	0	0	0	6 499 202	6 499 202
05 07 01 06	C1	Accounting clearance of previous years' accounts with regard to shared management expenditure under the EAGGF Guarantee Section (previous measures) and under the EAGF (Conformity clearance of previous years' accounts with regard to shared management expenditure under the EAGGF Guarantee Section (previous measures) and under the EAGF	159 802	-414 118	0	1 231 335	0	-212 561	1 092 273	-45 371	0	-46	-5 652	191 919	6 553 579	0	28 526 846	28 526 846
05 07 01 07	C1	Settlement of disputes	0	0	0	0	0	0	0	1 725 747	0	0	0	0	0	0	36 208 259	36 208 259
05 07 01	C1	Control of agricultural expenditure	159 802	-414 118	0	1 231 335	0	-212 561	1 092 273	1 680 376	0	-46	-5 652	191 919	6 553 579	6 499 202	71 234 307	71 234 307
05 07 02 00	C1	Settlement of disputes	0	0	0	0	0	12 449 000	0	0	393 000	3 634 000	0	0	0	0	39 134 000	39 134 000
05 07 02	C1	Settlement of disputes	0	0	288 000	0	0	12 449 000	0	0	393 000	3 634 000	0	0	0	0	39 134 000	39 134 000
05 07	C1	Audit of agricultural expenditure	159 802	-414 118	288 000	1 231 335	0	12 236 439	1 092 273	1 680 376	393 000	3 633 954	-5 652	191 919	6 553 579	6 499 202	110 368 307	110 368 307
05 08 01	C1	Farm Accountancy Data Network (FADN)	0	0	0	0	0	0	0	0	0	0	0	0	0	0	14 281 020	14 281 020
05 08 02	C1	Surveys on the structure of agricultural holdings	0	0	0	0	0	0	0	0	0	0	0	0	0	0	19 913 904	19 913 904
05 08 03	C1	Restructuring of systems for agricultural surveys	0	0	0	0	0	0	0	0	0	0	0	0	0	0	1 511 000	1 511 000
05 08 06	C1	Enhancing public awareness of the common agricultural policy	0	0	0	0	0	0	0	0	0	0	0	0	0	0	7 905 658	7 905 658
05 08 09	C1	European Agricultural Guarantee Fund (EAGF) – Operational technical assistance	0	0	0	0	0	0	0	0	0	0	0	0	0	0	1 464 808	1 464 808
05 08	C1	Policy strategy and coordination of the Agriculture and rural development policy area	0	0	0	0	0	0	0	0	0	0	0	0	0	0	45 076 390	45 076 390
05	C1	European Agriculture Guarantee Fund (EAGF) – Non-operational technical assistance	17 914 154	1 144 055 155	5 615 580	909 495 839	743 876 572	2 836 011 609	771 047 099	1 022 235 660	124 070 781	332 592 536	550 366 969	709 451 314	3 339 812 111	60 925 363	43 596 279 656	43 596 279 656
05	C4	Agriculture and rural development	0	0	0	17 342 865	0	0	3 021 402	0	0	0	0	3 600 555	6 781 368	0	408 948 777	408 948 777
05	C5	Agriculture and rural development	17 040 264	24 353	0	636 033	0	63 412	1 494 500	93 902	1 245 653	0	17 396	162 968	5 090 093	0	441 483 319	441 483 319
05	C1, C4, C5	Agriculture and rural development	34 954 418	1 144 079 509	5 615 580	927 474 738	743 876 572	2 836 075 021	775 563 001	1 022 329 563	125 316 434	332 592 536	550 384 365	713 214 837	3 351 683 572	60 925 363	44 446 711 751	44 446 711 751
11 01 04 08	C1	European Agriculture Guarantee Fund (EAGF) – Non-operational technical assistance	0	0	0	0	0	0	0	0	0	0	0	0	0	0	529 453	529 453
11 01 04	C1	Support expenditure for operations in the Maritime affairs and fisheries policy area	0	0	0	0	0	0	0	0	0	0	0	0	0	0	529 453	529 453
11 01	C1	Administrative expenditure of the Maritime affairs and fisheries policy area	0	0	0	0	0	0	0	0	0	0	0	0	0	0	529 453	529 453
11 02 01 01	C1	Intervention in fishery products – New measures	0	0	0	0	0	0	0	0	0	0	0	0	0	0	14 946 689	14 946 689
11 02 01	C1	Intervention in fishery products	0	0	0	0	0	0	0	0	0	0	0	0	0	0	14 946 689	14 946 689
11 02 03 01	C1	Fisheries programme for the outermost regions – New measures	0	0	0	0	0	0	0	0	0	0	0	0	0	0	14 996 768	14 996 768
11 02 03	C1	Fisheries programme for the outermost regions	0	0	0	0	0	0	0	0	0	0	0	0	0	0	14 996 768	14 996 768
11 02	C1	Fisheries markets	0	0	0	0	0	0	0	0	0	0	0	0	0	0	29 943 457	29 943 457
11	C1	Maritime affairs and fisheries	0	0	0	0	0	0	0	0	0	0	0	0	0	0	30 472 910	30 472 910

ANNEX 16
 Budget 2012 - EXPENDITURE BY MEMBER STATE, BY ITEM AND BY FUND SOURCE

Commitment Appropriations

In EUROS																		
Budget line	Fund source	Heading	LU	HU	MT	NL	AT	PL	PT	RO	SI	SK	FI	SE	UK	EU	TOTAL	
17 01 04 01 C1		Plant-health measures — Expenditure on administrative management	0	0	0	0	0	0	0	0	0	0	0	0	0	0	597 381	597 381
17 01 04 05 C1		Feed and food safety and related activities — Expenditure on administrative management	0	0	0	0	0	0	0	0	0	0	0	0	0	0	652 336	652 336
17 01 04 07 C1		Animal disease eradication and emergency management — Expenditure on administrative management	0	0	0	0	0	0	0	0	0	0	0	0	0	0	224 052	224 052
17 01 04 31 C1		Executive Agency for Health and Consumers — Contribution from programmes under Heading 2	0	0	0	0	0	0	0	0	0	0	0	0	0	0	1 170 000	1 170 000
17 01 04 C1		Support expenditure for operations of Health and consumer protection policy area	0	0	0	0	0	0	0	0	0	0	0	0	0	0	2 643 768	2 643 768
17 01 C1		Administrative expenditure of Health and consumer protection policy area	0	0	0	0	0	0	0	0	0	0	0	0	0	0	2 643 768	2 643 768
17 03 02 00		Community tobacco fund — Direct payments by the European Union	0	0	0	0	0	0	0	0	0	0	0	0	0	0	0	0
17 03 02		Community tobacco fund — Direct payments by the European Union	0	0	0	0	0	0	0	0	0	0	0	0	0	0	0	0
17 03		Public health	0	0	0	0	0	0	0	0	0	0	0	0	0	0	0	0
17 04 01 01 C1		Animal disease eradication and monitoring	0	0	0	0	0	0	0	0	0	0	0	0	0	0	201 355 410	201 355 410
17 04 01 05 C5		progr. & monit. of the physical cond. of animals that could pose a public health risk linked to an ext. — New measures	0	0	0	0	0	0	0	0	0	0	0	0	0	0	822 848	822 848
17 04 01 01 C1, C5		Animal disease eradication and monitoring programmes and monitoring of the physical conditions of animals that could pose a public health risk linked to an external factor	0	0	0	0	0	0	0	0	0	0	0	0	0	0	201 355 410	201 355 410
17 04 01 C5		Other measures in the veterinary, animal welfare and public health field — New measures	0	0	0	0	0	0	0	0	0	0	0	0	0	0	822 848	822 848
17 04 01 C1, C5		Other measures in the veterinary, animal welfare and public health field	0	0	0	0	0	0	0	0	0	0	0	0	0	0	202 178 258	202 178 258
17 04 02 01 C1		Emergency fund for veterinary complaints and other animal contaminations which are a risk to public health — New measures	0	0	0	0	0	0	0	0	0	0	0	0	0	0	18 857 507	18 857 507
17 04 02 01 C4		Emergency fund for veterinary complaints and other animal contaminations which are a risk to public health — New measures	0	0	0	0	0	0	0	0	0	0	0	0	0	0	10 069	10 069
17 04 02 01 C1, C4		Emergency fund for veterinary complaints and other animal contaminations which are a risk to public health — New measures	0	0	0	0	0	0	0	0	0	0	0	0	0	0	18 867 576	18 867 576
17 04 02 C1		Other measures in the veterinary, animal welfare and public health field	0	0	0	0	0	0	0	0	0	0	0	0	0	0	18 857 507	18 857 507
17 04 02 C1, C4		Other measures in the veterinary, animal welfare and public health field	0	0	0	0	0	0	0	0	0	0	0	0	0	0	10 069	10 069
17 04 03 01 C1		Emergency fund for veterinary complaints and other animal contaminations which are a risk to public health — New measures	0	0	0	0	0	0	0	0	0	0	0	0	0	0	2 613 487	2 613 487
17 04 03 C1		Emergency fund for veterinary complaints and other animal contaminations which are a risk to public health	0	0	0	0	0	0	0	0	0	0	0	0	0	0	2 613 487	2 613 487
17 04 04 01 C1		Plant health measures — New measures	0	0	0	0	0	0	0	0	0	0	0	0	0	0	12 800 000	12 800 000
17 04 04 C1		Plant health measures	0	0	0	0	0	0	0	0	0	0	0	0	0	0	12 800 000	12 800 000
17 04 07 01 C1		Feed and food safety and related activities — New measures	0	0	0	0	0	0	0	0	0	0	0	0	0	0	28 954 334	28 954 334
17 04 07 01 C5		Feed and food safety and related activities — New measures	0	0	0	0	0	0	0	0	0	0	0	0	0	0	39 135	39 135
17 04 07 01 C1, C4, C5		Feed and food safety and related activities	0	0	0	0	0	0	0	0	0	0	0	0	0	0	313 646	313 646
17 04 07 C1		Feed and food safety and related activities	0	0	0	0	0	0	0	0	0	0	0	0	0	0	29 307 115	29 307 115
17 04 07 C4		Feed and food safety and related activities	0	0	0	0	0	0	0	0	0	0	0	0	0	0	28 954 334	28 954 334
17 04 07 C5		Feed and food safety and related activities	0	0	0	0	0	0	0	0	0	0	0	0	0	0	39 135	39 135
17 04 07 C1, C4, C5		Feed and food safety and related activities	0	0	0	0	0	0	0	0	0	0	0	0	0	0	313 646	313 646
17 04 C1		Food and feed safety, animal health, animal welfare and plant health	0	0	0	0	0	0	0	0	0	0	0	0	0	0	264 580 739	264 580 739
17 04 C4		Food and feed safety, animal health, animal welfare and plant health	0	0	0	0	0	0	0	0	0	0	0	0	0	0	49 204	49 204
17 04 C5		Food and feed safety, animal health, animal welfare and plant health	0	0	0	0	0	0	0	0	0	0	0	0	0	0	1 136 495	1 136 495
17 04 C1, C4, C5		Food and feed safety, animal health, animal welfare and plant health	0	0	0	0	0	0	0	0	0	0	0	0	0	0	2 657 766 437	2 657 766 437

ANNEX 16
 Budget 2012 - EXPENDITURE BY MEMBER STATE, BY ITEM AND BY FUND SOURCE

Commitment Appropriations

Budget line	Fund source	Heading	In EUROS													TOTAL				
			LU	HU	MT	NL	AT	PL	PT	RO	SI	SK	FI	SE	UK		EU			
17	C1	Health and consumer protection	0	0	0	0	0	0	0	0	0	0	0	0	0	0	0	0	267 224 507	267 224 507
17	C4		0	0	0	0	0	0	0	0	0	0	0	0	0	0	0	49 204	49 204	
17	C5		0	0	0	0	0	0	0	0	0	0	0	0	0	0	0	1 136 495	1 136 495	
17	C1, C4, C5		0	0	0	0	0	0	0	0	0	0	0	0	0	0	0	268 410 206	268 410 206	
Sub-total EAGF Expenditure Fund source C1			17 914 154	1 144 055 155	5 615 580	909 495 839	743 876 572	2 836 011 609	771 047 099	1 022 235 660	124 070 781	332 592 536	550 366 969	709 451 314	3 339 812 111	358 622 779	43 893 977 072	43 893 977 072		
Sub-total EAGF Expenditure Fund source C4			0	0	0	17 342 865	0	0	3 021 402	0	0	0	0	3 600 555	6 781 368	49 204	408 997 981	408 997 981		
Sub-total EAGF Expenditure Fund source C5			17 040 264	24 353	0	636 033	0	63 412	1 494 500	93 902	1 245 653	0	17 396	162 968	5 090 093	1 136 495	442 619 813	442 619 813		
TOTAL 2012 EAGF EXPENDITURE BY MEMBER STATE			34 954 418	1 144 079 509	5 615 580	927 474 738	743 876 572	2 836 075 021	775 563 001	1 022 329 563	1 253 316 434	332 592 536	550 384 365	713 214 837	3 351 683 572	359 808 478	44 745 594 866	44 745 594 866		
05 02 16 01	C4	Support for farmers' cooperatives European farm prices and margins observatory Support for farmers' & consumers' initiatives for low carbon emission, low energy consumption & locally marketed food production Measures to combat speculation in agricultural commodities	0	-2 307	0	0	0	0	0	0	0	0	0	0	0	0	0	-2 993 577	-2 993 577	
05 02 16 01	C5		0	21 311 462	0	77 167	19 549	11 672 613	117 763	0	0	0	1 946 486	2 735 049	0	0	0	132 691 519	132 691 519	
05 02 16 01	C4, C5		0	21 309 155	0	77 167	19 549	11 672 613	117 763	0	0	0	1 946 486	2 735 049	0	0	0	109 697 942	109 697 942	
05 02 16 02	C5		0	0	0	0	0	0	0	0	0	0	0	0	0	0	0	0	585	585
05 02 16	C4		0	-2 307	0	0	0	0	0	0	0	0	0	0	0	0	0	0	-2 993 577	-2 993 577
05 02 16	C5	0	21 311 462	0	77 167	19 549	11 672 613	117 763	0	0	0	1 946 486	2 735 049	0	0	0	132 691 519	132 691 519		
05 02 16	C4, C5	0	21 309 155	0	77 167	19 549	11 672 613	117 763	0	0	0	1 946 486	2 735 049	0	0	0	109 698 327	109 698 327		
05 02 17 01		Pilot projects - Support for farmers	0	0	0	0	0	0	0	0	0	0	0	0	0	0	0	0	0	
05 02 17 02			0	0	0	0	0	0	0	0	0	0	0	0	0	0	0	0	0	
05 02 17 03		Pilot project - Assessing end-user costs of compliance with EU legislation in the fields of environment, animal welfare & food safety	0	0	0	0	0	0	0	0	0	0	0	0	0	0	0	0	0	
05 02 17 07			0	0	0	0	0	0	0	0	0	0	0	0	0	0	0	0	0	
05 02 17		Pilot projects - Support for farmers	0	0	0	0	0	0	0	0	0	0	0	0	0	0	0	0	0	
05 08 10		Pilot project - Assessing end-user costs of compliance with EU legislation in the fields of environment, animal welfare & food safety	0	0	0	0	0	0	0	0	0	0	0	0	0	0	0	0	0	
05 08 11		Pilot project - Exchanging best practice for cross compliance simplification	0	0	0	0	0	0	0	0	0	0	0	0	0	0	0	0	0	
Sub-total Expenditure Fund source C1			17 914 154	1 144 055 155	5 615 580	909 495 839	743 876 572	2 836 011 609	771 047 099	1 022 235 660	124 070 781	332 592 536	550 366 969	709 451 314	3 339 812 111	358 622 779	43 893 977 072	43 893 977 072		
Sub-total Expenditure Fund source C4			0	-2 307	0	17 342 865	0	0	3 021 402	0	0	0	0	3 600 555	6 781 368	49 204	386 004 403	386 004 403		
Sub-total Expenditure Fund source C5			17 040 264	21 335 816	0	713 200	19 549	11 736 026	1 612 262	93 902	1 245 653	0	1 963 882	2 898 076	5 090 093	1 136 495	575 311 918	575 311 918		
TOTAL 2012 EXPENDITURE BY MEMBER STATE			34 954 418	1 165 388 664	5 615 580	927 551 905	743 896 120	2 847 747 635	775 680 764	1 022 329 563	1 253 316 434	332 592 536	552 330 852	715 949 886	3 351 683 572	359 808 478	44 855 293 393	44 855 293 393		

DIRECTORATE-GENERAL FOR AGRICULTURE AND RURAL DEVELOPMENT
 Directorate I. Management of resources
 I.1. Budget management
EAGF - 2012 FINANCIAL REPORT

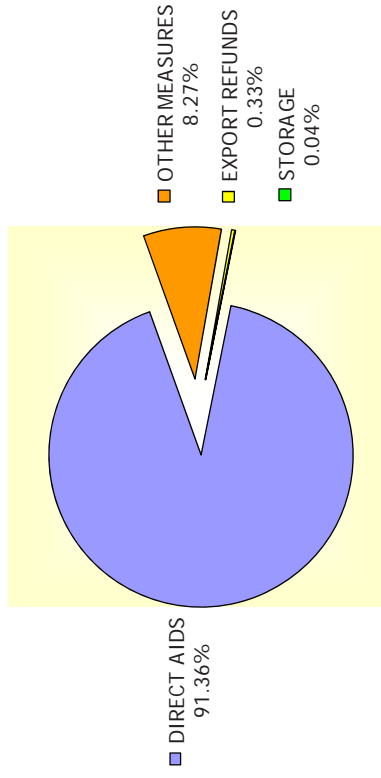
EAGF - EUROPEAN AGRICULTURAL GUARANTEE FUND

ANNEX 17

BREAKDOWN of 2012 EAGF EXPENDITURE

In EUR million

Commitment Appropriations	TOTAL	EXPORT REFUNDS	STORAGE	DIRECT AIDS	OTHER MEASURES
2012 EAGF EXPENDITURE	44 745.59	146.67	17.38	40 880.03	3 701.51
		0.33%	0.04%	91.36%	8.27%



ANNEX 18

EAGF 2012 EXPENDITURE BY SECTOR according to the economic nature of the measures

MEASURE	TOTAL EXPENDITURE	In EUR million								
		% (1)	EXPORT REFUNDS	% (2)	STORAGE	% (2)	DIRECT AIDS	% (2)	OTHER MEASURES	% (2)
SPS - Single Payment Scheme	31 080.529	69.46%	-	-	-	31 080.529	76.03%	-	-	-
SAPS - Single Area Payment Scheme	5 915.682	13.22%	-	-	-	5 915.682	14.47%	-	-	-
Separate SUGAR Payment	281.153	0.63%	-	-	-	281.153	0.69%	-	-	-
Separate FRUIT AND VEGETABLES Payment	12.332	0.03%	-	-	-	12.332	0.03%	-	-	-
SPECIFIC SUPPORT (article 68) - decoupled direct aids	376.755	0.84%	-	-	-	376.755	0.92%	-	-	-
Other (decoupled direct aids)	-0.985	0.00%	-	-	-	-0.985	0.00%	-	-	-
OTHER DIRECT AIDS	3 213.927	7.18%	-	-	-	3 213.927	7.86%	-	-	-
ADDITIONAL AMOUNTS OF AID	0.638	0.00%	-	-	-	0.638	0.00%	-	-	-
CEREALS	41.873	0.09%	0.222	0.15%	1.575	-	9.06%	40.077	1.08%	-
SUGAR	-0.234	0.00%	-0.005	0.00%	-	-	-	-0.230	-0.01%	-
OLIVE OIL	55.349	0.12%	-	-	12.190	-	70.12%	43.158	1.17%	-
DRIED FODDER	99.013	0.22%	-	-	-	-	-	99.013	2.67%	-
FLAX AND HEMP	15.044	0.03%	-	-	0.045	-	0.26%	14.999	0.41%	-
COTTON	10.117	0.02%	-	-	-	-	-	10.117	0.27%	-
HOPS	2.277	0.01%	-	-	-	-	-	2.277	0.06%	-
FRUITS AND VEGETABLES	1 071.205	2.39%	0.137	0.09%	-	-	-	1 071.068	28.94%	-
PRODUCTS OF THE WINE-GROWING SECTOR	1 072.050	2.40%	0.078	0.05%	0.148	-	0.85%	1 071.825	28.96%	-
TOBACCO	-	-	-	-	-	-	-	-	-	-
RICE	-	-	-	-	-	-	-	-	-	-
MILK AND MILK PRODUCTS	67.010	0.15%	0.173	0.12%	-2.391	-	-13.75%	69.228	1.87%	-
BEEF AND VEAL	37.335	0.08%	37.193	25.36%	-	-	-	0.142	0.00%	-
SHEEPMEAT AND GOATMEAT	-	-	-	-	-	-	-	-	-	-
PIGMEAT, EGGS, POULTRY and BEEKEEPING	134.421	0.30%	99.749	68.01%	5.818	-	33.47%	28.854	0.78%	-
FISH	30.473	0.07%	-	-	-	-	-	30.473	0.82%	-
NON-ANNEXI PRODUCTS	9.124	0.02%	9.124	6.22%	-	-	-	515.071	13.92%	-
FOOD PROGRAMMES	515.071	1.15%	-	-	-	-	-	227.654	6.15%	-
POSEI	227.654	0.51%	-	-	-	-	-	-2.799	-0.08%	-
RURAL DEVELOPMENT (ex-EAGGF Guarantee Section)	-2.799	-0.01%	-	-	-	-	-	45.076	1.22%	-
POLICY STRATEGY AND COORDINATION	45.076	0.10%	-	-	-	-	-	71.234	1.92%	-
AUDIT OF AGRICULTURAL EXPENDITURE	71.234	0.16%	-	-	-	-	-	39.134	1.06%	-
SETTLEMENT OF DISPUTES	39.134	0.09%	-	-	-	-	-	48.713	1.32%	-
PROMOTION ACTIONS	48.713	0.11%	-	-	-	-	-	268.410	7.25%	-
VETERINARY MEASURES	268.410	0.60%	-	-	-	-	-	8.013	0.22%	-
OTHER MEASURES / OTHER PRODUCTS (3)	8.013	0.02%	-	-	-	-	-	-	-	-
Sub-lobi FUND SOURCE C1 Expenditure (4)	43 893.977	-	146.670	-	17.385	-	-	40 206.902	-	3 523.021
Sub-lobi FUND SOURCE C4 Expenditure (4)	408.998	-	-	-	-	-	-	242.413	-	166.585
Sub-lobi FUND SOURCE C5 Expenditure (4)	442.620	-	-	-	-	-	-	430.715	-	11.904
TOTAL 2012 EAGF EXPENDITURE	44 745.595		146.670		17.385			40 880.030		3 701.510
Sugar Restructuring Fund (4) (*)	109.699	-	-	-	-	-	-	-	-	109.699
Pilot Projects (4)	0.000	-	-	-	-	-	-	-	-	0.000
TOTAL 2012 EXPENDITURE	44 855.293		146.670		17.385			40 880.030		3 811.208

(1) EAGF 2012 EXPENDITURE funded by initial budget appropriations - Fund source C1.

(2) EAGF 2012 EXPENDITURE funded by assigned revenue collected in 2012 - Fund source C4.

(3) EAGF 2012 EXPENDITURE funded by assigned revenue carried over from 2011 - Fund source C5.

(4) Payments made on the basis of the assigned revenue foreseen in article 11 of Regulation 32020/06 (Temporary restructuring amounts in the sugar sector)

(1) % Total EAGF expenditure

(2) % Total EAGF Sector expenditure

(3) Other measures (05.02.11.99) & Support of administrative expenditure Agriculture Policy Area (05.01.04.01)

(4) Pilot projects: 05.02.17.05.08.10 and 05.08.11 (for the headings, see annex 6)

ANNEX 19

QUANTITIES AND VALUE OF THE PRODUCTS IN THE PUBLIC INTERVENTION STORES OF THE INTERVENTION AGENCIES (*)

PRODUCTS	Situation at 30.09.2010 (1)				Situation at 30.09.2011 (1)				Situation at 30.09.2012 (1)			
	Quantities (tonnes)	Accounting value (Mio €)	% of the accounting value	Quantities (tonnes)	Accounting value (Mio €)	% of the accounting value	Quantities (tonnes)	Accounting value (Mio €)	% of the accounting value	Quantities (tonnes)	Accounting value (Mio €)	% of the accounting value
Bread making quality wheat	234 577	23.71	2.7%	0	0.00	0.0%	0	0.00	0.0%	0	0.0%	0.0%
Barley	5 326 165	540.45	61.2%	165 326	16.72	14.2%	9 003	0.91	100.0%	9 003	0.91	100.0%
Rye	0	0.00	0.0%	0	0.00	0.0%	0	0.00	0.0%	0	0.00	0.0%
Sorghum	0	0.00	0.0%	0	0.00	0.0%	0	0.00	0.0%	0	0.00	0.0%
Maize	3 142	0.32	0.0%	0	0.00	0.0%	0	0.00	0.0%	0	0.00	0.0%
Rice	0	0.00	0.0%	0	0.00	0.0%	0	0.00	0.0%	0	0.00	0.0%
Total cereals/ rice	5 563 883	564.48	63.9%	165 326	16.72	14.2%	9 003	0.91	100.0%	9 003	0.91	100.0%
Skimmed milk powder	197 223	294.16	33.3%	65 663	97.85	83.0%	0	0.00	0.0%	0	0.00	0.0%
Butter	1 545	3.34	0.4%	796	1.74	1.5%	0	0.00	0.0%	0	0.00	0.0%
Total milk products	198 769	297.51	33.7%	66 459	99.58	84.5%	0	0.00	0.0%	0	0.00	0.0%
White sugar	9	0.00	0.0%	0	0.00	0.0%	0	0.00	0.0%	0	0.00	0.0%
Raw sugar	0	0.00	0.0%	0	0.00	0.0%	0	0.00	0.0%	0	0.00	0.0%
Total sugar	9	0.00	0.0%	0	0.00	0.0%	0	0.00	0.0%	0	0.00	0.0%
Beef meat in quarters	0	0.00	0.0%	0	0.00	0.0%	0	0.00	0.0%	0	0.00	0.0%
Boned beef meat (2)	0	0.00	0.0%	0	0.00	0.0%	0	0.00	0.0%	0	0.00	0.0%
Total beef meat (2)	0.0	0.00	0.0%	0.0	0.00	0.0%	0.0	0.00	0.0%	0.0	0.00	0.0%
Alcohol (hl)	629 910	21.38	2.4%	55 204	1.54	1.3%	0	0.00	0.0%	0	0.00	0.0%
TOTAL		883.37	100.0%		117.84	100.0%		0.91	100.0%		0.91	100.0%

(*) The complementary depreciations at the end of the exercise are taken into consideration

(1) Regulations (EC) Nos 883/2006, 884/2006 & 885/2006 provide that the 2nd category of expenditure to be declared under a budget year is calculated on the basis of the intervention operations in the period from October to September of the following year.

(2) Quantities expressed in carcass equivalent.

ANNEX 20

EVOLUTION OF EUROPEAN AGRICULTURAL GUARANTEE FUND EXPENDITURE BY ARTICLE - 2007 to 2012 FINANCIAL YEARS

Commitment Appropriations		2007	2008	2009	2010	2011	2012
Budget Line	MEASURE	6.44	7.80	7.76	7.56	8.44	8.02
05 01 04	Support expenditure of Policy Area Agriculture and Rural Development	6.44	7.80	7.76	7.56	8.44	8.02
05 01	ADMINISTRATIVE AGRICULTURAL EXPENDITURE	-133.32	-51.30	65.06	135.07	-156.22	41.87
05 02 01	Cereals	-133.32	-51.30	65.06	135.07	-156.22	41.87
05 02 02	Rice	-0.70	0.00	-0.03	0.00	0.01	0.00
05 02 03	Refunds on non-Annex 1 products	185.16	185.16	89.68	118.12	51.35	9.12
05 02 04	and prog annims	10.00	10.00	10.00	10.00	10.00	10.00
05 02 05	Support	465.46	475.56	146.96	416.96	220.20	51.20
05 02 06	Olive oil	64.40	45.15	54.49	53.17	44.15	55.35
05 02 07	Textile plants	20.05	20.99	21.11	20.81	20.28	30.28
05 02 08	Fruit and vegetables	1 249.85	1 153.04	793.66	836.72	1 127.88	1 077.21
05 02 09	Products of the wine-growing sector	1 463.60	1 371.72	1 311.72	1 307.24	1 104.26	1 076.05
05 02 10	Other products	363.46	375.42	352.53	356.47	367.55	328.93
05 02 11	Other plant products/measures	68.819	147.99	370.61	529.09	5.08	67.01
05 02 12	Milk and milk products	98.28	47.23	59.34	24.56	55.65	37.33
05 02 13	Beef and veal	0.03	0.00	0.00	0.00	0.00	0.00
05 02 14	Sheepmeat and goatmeat	11.33	258.67	19.00	136.15	186.30	134.42
05 02 15	Other meat products	0.00	0.00	0.00	0.00	0.00	0.00
05 02 99	Irregularities (intervention on agricultural markets)	0.00	0.00	0.00	0.00	0.00	0.00
05 02	INTERVENTIONS IN AGRICULTURAL MARKETS	4 867.56	4 159.30	3 986.97	3 983.77	3 344.12	3 406.01
05 03 01	Decoupled direct aids	30 359.05	31 414.47	32 794.10	33 825.04	36 830.39	37 665.47
05 03 02	Other direct aids	6 240.80	5 620.41	5 777.59	5 847.02	3 347.04	3 213.93
05 03 03	Other direct aids of aid	4 544.44	4 544.44	4 544.44	4 544.44	4 544.44	4 544.44
05 03 04	Ancillary direct aids (outstanding balances, small producers, agrimonetary aids, etc.)	-18.06	0.00	0.00	3.67	0.60	0.64
05 03 99	Irregularities (Agricultural direct aids)	0.00	0.00	0.00	0.00	0.00	0.00
05 03	DIRECT AIDS	37 045.83	37 568.58	39 113.92	39 675.73	40 178.03	40 880.03
05 04 01	Rural development financed by the EAGGF Guarantee Section – Completion of earlier programmes (2000 to 2006)	-30.03	-14.05	-13.28	-7.14	-6.63	-2.80
05 04 03	Transitional instrument for the financing of Rural Development by the EAGGF Guarantee Section for the new Member States. Completion of programmes (2004 to 2006)	0.00	0.00	0.00	0.00	0.00	0.00
05 04 04	States. Completion of programmes (2004 to 2006)	0.00	0.00	0.00	0.00	0.00	0.00
05 04	RURAL DEVELOPMENT (by ex-EAGGF Guarantee Section)	-30.03	-14.05	-13.28	-7.14	-6.63	-2.80
05 07 01	Control of agricultural expenditure	-90.54	-29.52	-108.69	-42.59	-76.45	-71.23
05 07 02	Settlement of disputes	0.01	0.21	55.47	0.00	0.00	39.13
05 07	AUDIT OF AGRICULTURAL EXPENDITURE	-90.54	-29.30	-73.21	-42.59	-76.45	110.37
05 08 01	Farm Accountancy Data Network (FADN)	12.91	12.68	13.51	13.77	14.23	14.28
05 08 02	Surveys on the structure of agricultural holdings	16.23	15.25	15.00	15.00	0.20	19.91
05 08 03	Establishment of systems for agricultural surveys	1.84	1.84	1.84	1.84	1.84	1.84
05 08 04	Statistical information for agricultural policy	5.75	6.30	7.88	7.02	7.99	7.51
05 08 07	Completion of earlier measures in the field of information	0.00	0.00	0.00	0.00	0.00	0.00
05 08 08	External study on the impact of Directive 2000/36/EC of the European Parliament and of the Council	0.00	0.00	0.00	0.00	0.00	0.00
05 08 09	European Agricultural Guarantee Fund (EAGF) – Operational technical assistance	0.00	0.00	0.35	1.14	1.27	1.46
05 08	POLICY STRATEGY & COORDINATION OF AGRICULTURE & RURAL DEVELOPMENT POLICY A	36.24	29.37	38.14	38.39	25.13	45.08
11 01 04	Support expenditure for operations in the Maritime affairs and fisheries policy area	0.00	0.00	0.00	0.00	0.00	0.53
11 01	ADMINISTRATIVE EXPENDITURE OF THE MARITIME AFFAIRS AND FISHERIES POLICY AREA	0.00	0.00	0.00	0.00	0.00	0.53
11 02 01	Intervention in fishery products	10.63	14.92	14.42	15.44	14.96	14.95
11 02 02	Intervention in fisheries (fisheries markets)	0.00	0.00	0.00	0.00	0.00	0.00
11 02 03	Fisheries support for the outermost regions	14.49	36.83	15.00	15.00	15.00	15.00
11 02	FISHERIES MARKETS	25.12	51.75	29.42	30.44	29.96	29.94
17 01 04	Support expenditure for veterinary operations	0.87	1.95	2.07	2.02	2.21	2.64
17 01	ADMINISTRATIVE VETERINARY EXPENDITURE	0.87	1.95	2.07	2.02	2.21	2.64
17 03 02	Community tobacco fund – Direct payments by the European Union	13.50	16.84	16.00	16.90	0.00	0.00
17 03	PUBLIC HEALTH	13.50	16.84	16.00	16.90	0.00	0.00
17 04 01	Animal disease eradication and monitoring programmes and monitoring of the physical conditions of animals that pose a public health risk linked to an external factor	203.98	184.45	267.29	274.08	238.02	202.18
17 04 02	Other measures in the veterinary, animal welfare and public health field	14.05	13.60	13.60	13.60	13.60	15.67
17 04 03	Other measures in the veterinary, animal welfare and public health field	9.46	14.50	18.10	15.69	10.01	15.67
17 04 04	Plant health measures	1.46	5.90	16.85	8.29	21.26	12.80
17 04 05	Other measures	0.00	0.00	0.00	0.00	0.00	0.00
17 04 07	Feed and food safety and related activities	16.94	21.02	25.93	30.95	29.54	29.31
17 04	FOOD SAFETY, ANIMAL HEALTH, ANIMAL WELFARE AND PLANT HEALTH	245.89	388.96	346.27	340.94	312.37	265.77
TOTAL EAGF EXPENDITURE		42 120.87	42 181.20	43 454.05	44 046.01	43 970.08	44 745.59
Of which :	EXPENDITURE funded by budget current financial year appropriations - Fund source C1	42 119.71	40 934.19	41 408.17	43 794.08	42 839.19	43 893.98
	EXPENDITURE funded by assigned revenue collected in current financial year - Fund source C4	1.16	87.47	569.77	105.53	225.34	409.00
	EXPENDITURE funded by assigned revenue carried over from previous financial year - Fund source C5	-	1 159.54	1 476.11	146.41	905.55	442.62
05 02 16	Sugar Restructuring Fund (fund sources C4 and C5) (*)	551.44	1 284.10	3 017.69	330.30	187.94	1 09.70
05 02 08	05 02 08 13: Pilot project - Fruit and vegetable consumption	-	-	-	-	1.00	0.00
05 02 17	Pilot projects. Support for farmers	-	-	-	1.45	0.00	0.00
05 08 10	Pilot project - Assessing end-user costs of compliance with EU legislation in the fields of environment, animal welfare & food safety	-	-	-	-	1.47	0.00
05 08 11	Pilot project - Exchanging best practice for cross compliance simplification	-	-	-	-	-	0.00
TOTAL EXPENDITURE		42 672.31	43 465.30	46 471.74	44 377.77	44 160.48	44 855.29

(*) Payments made on the basis of the assigned revenue foreseen in article 11 of Regulation 32020/06 (Temporary restructuring amounts in the sugar sector)

ANNEX 21
 EVOLUTION OF EAGF EXPENDITURE BY SECTOR AND MEASURE - 2007 to 2012 Financial years

Commitment Appropriations

In EUR million

SECTOR AND MEASURE	2007	2008	2009	2010	2011	2012
DIRECT AIDS						
DECOUPLED DIRECT AIDS	30 369.054	31 414.469	32 794.095	33 825.039	36 830.388	37 665.465
SPS - Single Payment Scheme	28 119.327	28 233.837	28 805.562	29 070.902	31 081.826	31 080.529
SAPS - Single Area Payment Scheme	2 082.983	2 974.387	3 723.437	4 460.928	5 084.280	5 915.682
Separate SUGAR Payment	166.744	206.245	252.936	281.033	270.215	281.153
Separate FRUIT AND VEGETABLES Payment	-	-	12.161	12.176	12.177	12.332
SPECIFIC SUPPORT (article 68) - decoupled direct aids	-	-	-	-	381.891	376.755
Other (decoupled direct aids)	-	-	-	-	-	-0.985
OTHER DIRECT AIDS	6 260.802	5 620.408	5 777.592	5 847.022	3 347.044	3 213.927
ADDITIONAL AMOUNTS OF AID	434.037	533.700	542.232	3.670	0.597	0.638
ANCILLARY DIRECT AIDS	-18.063	-	-	-	-	-
Sub-total DIRECT AIDS	37 045.830	37 568.577	39 113.919	39 675.731	40 178.030	40 880.030
INTERVENTION IN AGRICULTURAL MARKETS (Including Fisheries)						
CEREALS	-133.319	-51.296	65.063	135.067	-156.215	41.873
- Export refunds	41.800	9.701	0.854	-0.372	0.052	0.222
- Storage	-225.827	-100.728	24.079	95.717	-189.472	1.575
- Market measures and other interventions	50.708	39.732	40.129	39.723	33.205	40.077
SUGAR	455.464	475.556	146.955	9.985	2.201	-0.234
- Export refunds	509.342	501.339	179.111	9.796	1.475	-0.005
- Storage	-87.052	-26.747	-32.370	0.432	0.000	-
- Market measures and other interventions	33.174	0.965	0.214	-0.242	0.725	-0.230
OLIVE OIL	64.398	45.145	54.486	53.174	44.154	55.349
- Export refunds	0.188	-	-0.006	-	0.010	-
- Storage	-	0.013	-	7.927	-	12.190
- Market measures and other interventions	64.211	45.133	54.492	45.248	44.144	43.158
FLAX AND HEMP	19.887	20.990	21.016	18.847	20.272	15.044
- Export refunds	-	-	-	-	-	-
- Storage	0.562	1.873	0.407	0.049	1.249	0.045
- Market measures and other interventions	19.326	19.117	20.609	18.799	19.023	14.999
COTTON	0.161	-	0.097	9.967	10.006	10.117
- Market measures and other interventions	0.161	-	0.097	9.967	10.006	10.117
FRUITS AND VEGETABLES	1 249.851	1 153.035	793.663	836.722	1 127.882	1 071.205
- Export refunds	21.744	18.595	5.165	0.388	0.050	0.137
- Storage	0.412	0.093	0.028	-	-	-
- Market measures and other interventions	1 227.695	1 134.347	788.471	836.334	1 127.833	1 071.068
PRODUCTS OF THE WINE-GROWING SECTOR	1 453.068	1 170.002	1 311.716	1 309.240	1 104.263	1 072.050
- Export refunds	14.029	14.538	7.344	0.686	0.297	0.078
- Storage	242.156	202.149	70.843	12.264	1.922	0.148
- Market measures and other interventions	1 196.884	953.316	1 233.529	1 296.290	1 102.044	1 071.825
TOBACCO	7.599	6.280	1.128	0.716	0.379	-
- Market measures and other interventions	7.599	6.280	1.128	0.716	0.379	-
RICE	-0.702	-	-0.032	-	0.007	-
- Export refunds	0.052	-	-0.032	-	0.007	-
- Storage	-0.754	-	-	-	-	-
- Market measures and other interventions	-	-	-	-	-	-
OTHER PRODUCTS / OTHER MEASURES (1)	154.636	136.464	127.137	121.578	143.449	101.280
- Export refunds	-	-	-	-	-	-
- Storage	-	-	-	-	-	-
- Market measures and other interventions	154.636	136.464	127.137	121.578	143.449	101.280
MILK AND MILK PRODUCTS	638.190	147.994	370.613	529.086	5.082	67.010
- Export refunds	513.378	28.832	181.100	186.444	5.419	0.173
- Storage	-36.203	33.891	106.837	-23.288	-64.666	-2.391
- Market measures and other interventions	161.015	85.271	82.676	365.930	64.330	69.228

ANNEX 21

EVOLUTION OF EAGF EXPENDITURE BY SECTOR AND MEASURE - 2007 to 2012 Financial years

Commitment Appropriations

In EUR million

SECTOR AND MEASURE	2007	2008	2009	2010	2011	2012
BEEF AND VEAL	98.281	47.227	59.343	24.556	55.648	37.335
- Export refunds	46.247	33.147	31.640	25.349	55.778	37.193
- Storage	-0.001	-0.002	0.000	-	0.006	-
- Market measures and other interventions	52.035	14.082	27.704	-0.793	-0.136	0.142
SHEEPMEAT AND GOATMEAT	0.026	-	-	-	-	-
- Export refunds	-	-	-	-	-	-
- Storage	-	-	-	-	-	-
- Market measures and other interventions	0.026	-	-	-	-	-
PIGMEAT, EGGS AND POULTRY	173.826	258.874	196.490	136.147	188.304	134.421
- Export refunds	111.167	200.546	154.653	111.396	103.599	99.749
- Storage	-	37.007	3.616	0.490	56.325	5.818
- Market measures and other interventions	62.659	21.321	38.220	24.262	28.380	28.854
FISH	25.119	51.752	29.416	30.440	29.958	30.473
- Export refunds	-	-	-	-	-	-
- Storage	-	-	-	-	-	-
- Direct Payments reserved for EAGF - Others	25.119	51.752	29.416	30.440	29.958	30.473
Sub-total INTERVENTION IN AGRICULTURAL MARKETS	4 206.485	3 462.025	3 177.091	3 215.526	2 575.391	2 635.922
OTHER MEASURES EXPENDITURE						
NON-ANNEX I PRODUCTS - Export refunds	185.160	118.121	89.684	51.349	12.737	9.124
FOOD PROGRAMES	249.209	345.047	477.912	465.547	514.980	515.071
- Food aid (Export refunds)	1.564	0.630	0.021	0.058	0.009	-
- Programmes for deprived persons (Others)	247.646	344.417	477.890	465.489	514.971	515.071
POSEI	201.226	232.679	224.271	234.173	223.718	227.654
- Storage	-	0.353	-	-	-	-
- Other measures and interventions	201.226	232.327	224.271	234.173	223.718	227.654
RURAL DEVELOPMENT (financed by ex-EAGGF Guarantee Section)	-30.033	-14.052	-13.282	-7.136	-6.632	-2.799
POLICY STRATEGY AND COORDINATION OF AGRICULTURE & RD P.A	36.239	29.369	38.144	38.388	25.132	45.076
AUDIT OF AGRICULTURAL EXPENDITURE - (ex-subheading 1a)	-93.771	-29.517	-108.686	-42.586	76.445	71.234
AUDIT OF AGRICULTURAL EXPENDITURE - (ex-subheading 1b)	3.228	-	-	-	-	-
SETTLEMENT OF DISPUTES	0.008	0.215	35.472	-	-	39.134
PROMOTION AND INFORMATION ACTIONS	50.597	53.185	47.426	47.611	47.255	48.713
Payments by Member States	47.873	49.431	46.514	46.402	46.267	47.380
Direct Payments by the European Community	2.724	3.754	0.911	1.209	0.998	1.326
Other measures	-	-	-	-	-0.010	0.007
VETERINARY MEASURES	260.259	407.751	364.349	359.857	314.576	268.410
OTHER MEASURES (2)	6.436	7.798	7.756	7.556	8.442	8.023
Sub-total OTHER MEASURES EXPENDITURE	868.557	1 150.595	1 163.044	1 154.758	1 216.655	1 229.642
TOTAL EAGF EXPENDITURE	42 120.871	42 181.197	43 454.054	44 046.015	43 970.076	44 745.595
SUGAR RESTRUCTURING FUND (3)	551.436	1 284.100	3 017.690	330.297	187.936	109.699
PILOT PROJECTS (4)	-	-	-	1.454	2.468	0.000
TOTAL EXPENDITURE	42 672.307	43 465.297	46 471.744	44 377.767	44 160.479	44 855.293

(1) 'Dried Fodder', 'Hops' and 'Other measures Plant products'

(2) Support of administrative expenditure Agriculture and Rural Development Policy Area

(3) Payments made on the basis of the assigned revenue foreseen in article 11 of Regulation 320/2006. Temporary restructuring amounts in the sugar sector

(4) Pilot projects covered by articles 05 02 17, 05 08 10 and 05 08 11 (for the headings, see annex 8).

ANNEX 22

EVOLUTION OF EAGF EXPENDITURE BY SECTOR - Summary table
 2007 to 2012 Financial years

Commitment Appropriations

In EUR million

SECTOR	2007	2008	2009	2010	2011	2012
DECOUPLED DIRECT AIDS	30 369.054	31 414.469	32 794.095	33 825.039	36 830.388	37 665.465
OTHER DIRECT AIDS	6 260.802	5 620.408	5 777.592	5 847.022	3 347.044	3 213.927
ADDITIONAL AMOUNTS OF AID	434.037	533.700	542.232	3.670	0.597	0.638
ANCILLARY DIRECT AIDS	-18.063	-	-	-	-	-
CEREALS	-133.319	-51.296	65.063	135.067	-156.215	41.873
SUGAR	455.464	475.556	146.955	9.985	2.201	-0.234
OLIVE OIL	64.398	45.145	54.486	53.174	44.154	55.349
FLAX AND HEMP	19.887	20.990	21.016	18.847	20.272	15.044
COTTON	0.161	-	0.097	9.967	10.006	10.117
FRUITS AND VEGETABLES	1 249.851	1 153.035	793.663	836.722	1 127.882	1 071.205
PRODUCTS OF THE WINE-GROWING SECTOR	1 453.068	1 170.002	1 311.716	1 309.240	1 104.263	1 072.050
TOBACCO	7.599	6.280	1.128	0.716	0.379	-
RICE	-0.702	-	-0.032	-	0.007	-
OTHER PRODUCTS / OTHER MEASURES (1)	154.636	136.464	127.137	121.578	143.449	101.280
MILK AND MILK PRODUCTS	638.190	147.994	370.613	529.086	5.082	67.010
BEEF AND VEAL	98.281	47.227	59.343	24.556	55.648	37.335
SHEEPMEAT AND GOATMEAT	0.026	-	-	-	-	-
PIGMEAT, EGGS AND POULTRY	173.826	258.874	196.490	136.147	188.304	134.421
FISH	25.119	51.752	29.416	30.440	29.958	30.473
NON-ANNEX I PRODUCTS	185.160	118.121	89.684	51.349	12.737	9.124
FOOD PROGRAMMES	249.209	345.047	477.912	465.547	514.980	515.071
POSEI	201.226	232.679	224.271	234.173	223.718	227.654
RURAL DEVELOPMENT (financed by ex-EAGF Guarantee Section)	-30.033	-14.052	-13.282	-7.136	-6.632	-2.799
POLICY STRATEGY AND COORDINATION OF AGRICULTURE & RURAL DEVELOPMENT	36.239	29.369	38.144	38.388	25.132	45.076
AUDIT OF AGRICULTURAL EXPENDITURE - (ex-subheading 1a)	-93.771	-29.517	-108.686	-42.586	76.445	71.234
AUDIT OF AGRICULTURAL EXPENDITURE - (ex-subheading 1b)	3.228	-	-	-	-	-
SETTLEMENT OF DISPUTES	0.008	0.215	35.472	-	-	39.134
PROMOTION AND INFORMATION ACTIONS	50.597	53.185	47.426	47.611	47.255	48.713
VETERINARY MEASURES	260.259	407.751	364.349	359.857	314.576	268.410
OTHER MEASURES (2)	6.436	7.798	7.756	7.556	8.442	8.023
TOTAL EAGF EXPENDITURE	42 120.871	42 181.197	43 454.054	44 046.015	43 970.076	44 745.595
SUGAR RESTRUCTURING FUND (3)	551.436	1 284.100	3 017.690	330.297	187.936	109.699
PILOT PROJECTS (4)	-	-	-	1.454	2.468	0.000
TOTAL EXPENDITURE	42 672.307	43 465.297	46 471.744	44 377.767	44 160.479	44 855.293

(1) 'Dried Fodder', 'Hops' and 'Other measures Plant products'

(2) Support of administrative expenditure Agriculture and Rural Development Policy Area

(3) Payments made on the basis of the assigned revenue foreseen in article 11 of Regulation 320/2006. Temporary restructuring amounts in the sugar sector

(4) Pilot projects covered by articles 05 02 17, 05 08 10 and 05 08 11 (for the headings, see annex 8).

ANNEX 23

EVOLUTION OF EUROPEAN AGRICULTURAL GUARANTEE FUND EXPENDITURE BY SECTOR (2007 to 2012 Financial years)

In EUR million and in %

SECTOR	2007		2008		2009		2010		2011		2012	
	MIO Euro	%	MIO Euro	%	MIO Euro	%	MIO Euro	%	MIO Euro	%	MIO Euro	%
Commitment Appropriations												
SPS - Single Payment Scheme	28 119.3	66.8%	28 233.8	66.9%	28 805.6	66.3%	29 070.9	66.0%	31 081.8	70.7%	31 080.5	69.5%
SAPS - Single Area Payment Scheme	2 083.0	4.9%	2 974.4	7.1%	3 723.4	8.6%	4 460.9	10.1%	5 084.3	11.6%	5 915.7	13.2%
Separate SUGAR Payment	166.7	0.4%	206.2	0.5%	252.9	0.6%	281.0	0.6%	270.2	0.6%	281.2	0.6%
Separate FRUIT & VEGETABLES Payment	-	-	-	-	12.2	0.0%	12.2	0.0%	12.2	0.0%	12.3	0.0%
Specific support (article 68) - decoupled direct aids	-	-	-	-	-	-	-	-	381.9	0.9%	376.8	0.8%
Other (decoupled direct aids)	6 260.8	14.9%	5 620.4	13.3%	5 777.6	13.3%	5 847.0	13.3%	3 347.0	7.6%	3 213.9	7.2%
Additional amounts of aids	434.0	1.0%	533.7	1.3%	542.2	1.2%	3.7	0.0%	0.6	0.0%	0.6	0.0%
Ancillary Direct aids (*)	-18.1	0.0%	-	-	-	-	-	-	-	-	-	-
DIRECT AIDS	37 045.8	88.0%	37 568.6	89.1%	39 113.9	90.0%	39 675.7	90.1%	40 178.0	91.4%	40 880.0	91.4%
CEREALS	-133.3	-0.3%	-51.3	-0.1%	65.1	0.1%	135.1	0.3%	-156.2	-0.4%	41.9	0.1%
SUGAR	455.5	1.1%	475.6	1.1%	147.0	0.3%	100.0	0.0%	2.2	0.0%	-0.2	0.0%
OLIVE OIL	64.4	0.2%	45.1	0.1%	54.5	0.1%	53.2	0.1%	44.2	0.1%	55.3	0.1%
DRIED FODDER & GRAIN LEGUMES	154.1	0.4%	136.1	0.3%	126.6	0.3%	121.6	0.3%	141.2	0.3%	99.0	0.2%
TEXTILE PLANTS (1)	20.0	0.0%	21.0	0.0%	21.1	0.0%	28.8	0.1%	30.3	0.1%	25.2	0.1%
FRUITS AND VEGETABLES	1 249.9	3.0%	1 153.0	2.7%	793.7	1.8%	836.7	1.9%	1 127.9	2.6%	1 071.2	2.4%
PRODUCTS OF THE WINE-GROWING SECTOR	1 453.1	3.4%	1 170.0	2.8%	1 311.7	3.0%	1 309.2	3.0%	1 104.3	2.5%	1 072.0	2.4%
TOBACCO	7.6	0.0%	6.3	0.0%	1.1	0.0%	0.7	0.0%	0.4	0.0%	-	-
OTHER PLANT PRODUCTS (2)	-0.7	0.0%	-	-	0.0	-	-	-	2.3	0.0%	2.3	0.0%
PLANT PRODUCTS	3 270.5	7.8%	2 955.8	7.0%	2 520.6	5.8%	2 495.3	5.7%	2 296.4	5.2%	2 366.7	5.3%
MILK AND MILK PRODUCTS	638.2	1.5%	148.0	0.4%	370.6	0.9%	529.1	1.2%	5.1	0.0%	67.0	0.1%
BEEF AND VEAL	98.3	0.2%	47.2	0.1%	59.3	0.1%	24.6	0.1%	55.6	0.1%	37.3	0.1%
SHEEPMEAT AND GOATMEAT	0.0	0.0%	-	-	-	-	-	-	-	-	-	-
PIGMEAT, EGGS AND POULTRY	173.8	0.4%	258.9	0.6%	196.5	0.5%	136.1	0.3%	188.3	0.4%	134.4	0.3%
OTHERS	0.0	0.0%	0.0	0.0%	29.4	0.1%	0.0	0.0%	-	-	-	-
FISH	25.1	0.1%	51.8	0.1%	-	-	30.4	0.1%	30.0	0.1%	30.5	0.1%
ANIMAL PRODUCTS	935.4	2.2%	505.8	1.2%	655.9	1.5%	720.2	1.6%	279.0	0.6%	269.2	0.6%
NON-ANNEX I PRODUCTS	185.2	0.4%	118.1	0.3%	89.7	0.2%	51.3	0.1%	12.7	0.0%	9.1	0.0%
FOOD PROGRAMMES	249.2	0.6%	345.0	0.8%	477.9	1.1%	465.5	1.1%	515.0	1.2%	515.1	1.2%
POSEI	201.2	0.5%	232.7	0.6%	224.3	0.5%	234.2	0.5%	223.7	0.5%	227.7	0.5%
VETERINARY MEASURES	260.3	0.6%	407.8	1.0%	364.3	0.8%	359.9	0.8%	314.6	0.7%	268.4	0.6%
MONITORING AND PREVENTION MEASURES	5.9	0.0%	6.5	0.0%	0.0	0.0%	-	-	76.4	0.2%	71.2	0.2%
AUDIT OF AGRICULTURAL EXPENDITURE	-99.7	-0.2%	-36.0	-0.1%	-108.7	-0.3%	-42.6	-0.1%	-	-	-	-
SETTLEMENT OF DISPUTES	0.01	0.0%	0.21	0.0%	35.47	0.1%	47.6	0.1%	47.3	0.1%	39.1	0.1%
PROMOTION MEASURES	50.6	0.1%	53.2	0.1%	47.4	0.1%	47.6	0.1%	25.1	0.1%	48.7	0.1%
POLICY STRATEGY AND COORDINATION	36.2	0.1%	29.4	0.1%	38.1	0.1%	38.4	0.1%	25.1	0.1%	45.1	0.1%
OTHER MEASURES (3)	6.9	0.0%	8.2	0.0%	8.3	0.0%	7.6	0.0%	8.4	0.0%	8.0	0.0%
OTHERS	895.9	2.1%	1 165.0	2.8%	1 176.9	2.7%	1 161.9	2.6%	1 223.3	2.8%	1 232.4	2.8%
RURAL DEVELOPMENT	-26.8	-0.1%	-14.1	0.0%	-13.3	0.0%	-7.1	0.0%	-6.6	0.0%	-2.8	0.0%
TOTAL EXPENDITURE	42 120.9	100%	42 181.2	100%	43 454.1	100%	44 046.0	100%	43 970.1	100%	44 745.6	100%

(*) Reliquats, small producers, agrimonetary aids, etc

(1) Flax & Hemp, Cotton

(2) Financial years 2011 and 2012 - Ries, Heaps

(3) Other measures and Support Administrative expenditure Agriculture and Rural Development Policy area

ANNEX 24
 EVOLUTION OF EUROPEAN AGRICULTURAL GUARANTEE FUND EXPENDITURE BY MEMBER STATE - 2008 to 2012 Financial years

In EUR million and in %

Commitment Appropriations

Member State	2008			2009			2010			2011			2012			TOTAL																
	EAGF	SRF(2)	TOTAL	EAGF	SRF(2)	TOTAL	EAGF	SRF(2)	TOTAL	EAGF	SRF(2)	TOTAL	EAGF	SRF(2)	TOTAL																	
BE	747.9	1.8%	106.6	8.3%	854.5	2.0%	717.6	1.7%	178.0	5.9%	895.6	1.9%	679.3	1.5%	683.4	1.5%	637.5	1.4%	7.1	3.8%	644.6	1.5%	649.6	1.5%	3.7	3.4%	653.4	1.5%				
BG	178.3	0.4%	-	0.0%	178.3	0.4%	225.7	0.5%	2.2	0.1%	227.9	0.5%	293.0	0.7%	293.8	0.7%	316.6	0.7%	316.6	0.7%	0.0	0.0%	316.6	0.7%	425.0	0.9%	0.0	0.0%	425.0	0.9%		
CZ	401.7	1.0%	43.9	3.4%	445.6	1.0%	502.7	1.2%	54.8	1.8%	557.4	1.2%	608.6	1.4%	608.6	1.4%	669.3	1.5%	669.3	1.5%	0.0	0.0%	669.3	1.5%	768.9	1.7%	0.0	0.0%	768.9	1.7%		
DK	1061.3	2.5%	-	0.0%	1061.3	2.4%	1038.8	2.4%	36.5	1.2%	1075.4	2.3%	1006.4	2.3%	1006.4	2.3%	963.8	2.2%	963.8	2.2%	3.2	1.7%	967.0	2.2%	954.1	2.1%	1.1	1.0%	955.2	2.1%		
DE	5704.0	13.5%	-	0.0%	5704.0	13.1%	5715.3	13.2%	660.5	21.9%	6375.8	13.7%	5697.9	12.9%	5725.0	12.9%	5518.8	12.6%	5518.8	12.6%	13.0	6.9%	5531.8	12.5%	5443.8	12.2%	2.9	2.6%	5446.7	12.1%		
EE	41.7	0.1%	-	0.0%	41.7	0.1%	54.7	0.1%	0.0	0.0%	54.7	0.1%	66.6	0.2%	66.6	0.2%	74.7	0.2%	74.7	0.2%	0.0	0.0%	74.7	0.2%	91.4	0.2%	0.0	0.0%	91.4	0.2%		
IE	1306.3	3.1%	149.9	11.7%	1456.2	3.4%	1336.4	3.1%	0.6	0.0%	1336.9	2.9%	1300.4	3.0%	1300.6	2.9%	1314.9	3.0%	1314.9	3.0%	0.0	0.0%	1315.0	3.0%	1293.2	2.9%	0.0	0.0%	1293.2	2.9%		
EL	2553.8	6.1%	73.8	5.7%	2627.6	6.0%	2594.4	6.0%	65.0	2.2%	2659.5	5.7%	2504.7	5.7%	2504.7	5.6%	2425.0	5.5%	2425.0	5.5%	0.0	0.0%	2425.0	5.5%	2416.4	5.4%	0.0	0.0%	2416.4	5.4%		
ES	5864.1	13.9%	69.1	5.4%	5933.2	13.7%	5986.4	13.8%	229.8	1.6%	6216.1	13.4%	5944.2	13.5%	5944.2	13.5%	5906.4	13.4%	5906.4	13.4%	38.1	20.3%	5944.5	13.5%	5847.3	13.1%	21.4	19.5%	5868.7	13.1%		
FR	8946.9	21.2%	42.9	3.3%	8989.8	20.7%	8920.1	20.5%	575.3	19.1%	9495.4	20.4%	8908.8	20.2%	8926.5	20.1%	8762.0	19.9%	8762.0	19.9%	28.9	15.4%	8790.9	19.9%	8642.4	19.3%	13.3	12.1%	8655.7	19.3%		
IT	4660.6	11.0%	525.6	40.9%	5186.3	11.9%	4930.0	11.3%	226.0	7.5%	5156.0	11.1%	4852.7	11.0%	4928.8	11.1%	4806.5	10.9%	4806.5	10.9%	46.1	24.5%	4852.6	11.0%	4787.0	10.7%	26.9	24.5%	4813.9	10.7%		
CY	28.1	0.1%	-	0.0%	28.1	0.1%	38.8	0.1%	0.0	0.0%	38.8	0.1%	43.9	0.1%	43.9	0.1%	42.6	0.1%	42.6	0.1%	0.0	0.0%	42.6	0.1%	46.2	0.1%	0.0	0.0%	46.2	0.1%		
LV	63.3	0.1%	36.9	2.9%	100.2	0.2%	80.7	0.2%	29.5	1.0%	110.3	0.2%	96.8	0.2%	96.8	0.2%	109.3	0.2%	109.3	0.2%	3.2	1.7%	112.5	0.3%	126.8	0.3%	0.8	0.8%	127.6	0.3%		
LT	173.9	0.4%	-	0.0%	173.9	0.4%	218.0	0.5%	16.8	0.6%	234.8	0.5%	288.2	0.6%	288.2	0.6%	268.2	0.6%	268.2	0.6%	0.0	0.0%	268.2	0.6%	330.4	0.7%	1.7	1.5%	332.1	0.7%		
LU	35.3	0.1%	-	0.0%	35.3	0.1%	35.5	0.1%	0.0	0.0%	35.5	0.1%	36.0	0.1%	36.0	0.1%	36.0	0.1%	36.0	0.1%	0.0	0.0%	36.0	0.1%	35.0	0.1%	0.0	0.0%	35.0	0.1%		
HU	513.6	1.2%	45.9	3.6%	559.5	1.3%	758.0	1.7%	214.0	7.1%	972.0	2.1%	955.0	2.2%	965.2	2.2%	1053.5	2.4%	1053.5	2.4%	11.7	6.2%	1065.2	2.4%	1144.1	2.6%	21.3	19.4%	1165.4	2.6%		
MT	2.6	0.0%	-	0.0%	2.6	0.0%	3.6	0.0%	0.0	0.0%	3.6	0.0%	4.2	0.0%	4.2	0.0%	4.4	0.0%	4.4	0.0%	0.0	0.0%	4.4	0.0%	5.6	0.0%	0.0	0.0%	5.6	0.0%		
NL	977.4	2.3%	43.2	3.4%	1020.6	2.3%	1077.4	2.5%	116.0	3.8%	1193.3	2.6%	1022.5	2.3%	1027.9	2.3%	942.1	2.1%	942.1	2.1%	4.5	2.4%	946.6	2.1%	927.5	2.1%	0.1	0.1%	927.6	2.1%		
AT	741.6	1.8%	3.9	0.3%	745.5	1.7%	747.0	1.7%	28.4	0.9%	775.4	1.7%	743.8	1.7%	748.9	1.7%	745.9	1.7%	745.9	1.7%	1.2	0.6%	747.0	1.7%	743.9	1.7%	0.0	0.0%	743.9	1.7%		
PL	1453.3	3.4%	-	0.0%	1453.3	3.3%	1749.7	4.0%	287.5	9.5%	2037.2	4.4%	2056.6	4.7%	2066.3	4.7%	2483.2	6.2%	2483.2	6.2%	12.0	6.4%	2495.1	5.7%	2836.1	6.6%	11.7	10.6%	2847.7	6.3%		
PT	717.7	1.7%	19.5	1.5%	737.2	1.7%	722.6	1.7%	10.2	0.3%	732.8	1.6%	761.2	1.7%	764.7	1.7%	769.5	1.7%	769.5	1.7%	4.3	2.3%	773.7	1.8%	775.6	1.7%	0.1	0.1%	775.7	1.7%		
RO	474.0	1.1%	-	0.0%	474.0	1.1%	596.2	1.4%	2.0	0.1%	598.3	1.3%	670.8	1.5%	674.5	1.5%	797.2	1.8%	797.2	1.8%	4.8	2.6%	802.1	1.8%	1022.3	2.3%	0.0	0.0%	1022.3	2.3%		
SI	618	0.1%	34.2	2.7%	660.0	0.2%	771.0	0.2%	27.3	0.9%	798.3	0.2%	91.0	0.2%	92.5	0.2%	108.8	0.2%	108.8	0.2%	0.0	0.0%	108.8	0.2%	125.3	0.3%	0.0	0.0%	125.3	0.3%		
SK	165.2	0.4%	35.1	2.7%	200.3	0.5%	220.4	0.5%	53.7	1.8%	274.1	0.6%	274.3	0.6%	277.6	0.6%	297.7	0.7%	297.7	0.7%	1.1	0.6%	298.8	0.7%	332.6	0.7%	0.0	0.0%	332.6	0.7%		
FI	559.9	1.3%	26.2	2.0%	586.0	1.3%	574.6	1.3%	37.8	1.3%	612.4	1.3%	598.3	1.4%	599.8	1.4%	497.2	1.1%	497.2	1.1%	2.3	1.2%	499.5	1.1%	550.4	1.2%	1.9	1.8%	552.3	1.2%		
SE	745.1	1.8%	27.4	2.1%	772.5	1.8%	751.8	1.7%	24.1	0.8%	776.0	1.7%	739.5	1.7%	742.1	1.7%	700.9	1.6%	700.9	1.6%	6.3	3.4%	707.2	1.6%	713.2	1.6%	2.7	2.5%	715.9	1.6%		
UK	3494.9	8.3%	-	0.0%	3494.9	8.0%	3333.8	7.7%	141.7	4.7%	3475.6	7.5%	3375.4	7.7%	3398.2	7.7%	3322.2	7.6%	3322.2	7.6%	0.0	0.0%	3322.2	7.5%	3351.7	7.5%	0.0	0.0%	3351.7	7.5%		
EU (1)	506.9	1.2%	-	0.0%	506.9	1.2%	446.6	1.0%	0.0	0.0%	446.6	1.0%	443.9	1.0%	443.9	1.0%	439.5	1.0%	439.5	1.0%	0.0	0.0%	439.5	0.9%	359.8	0.8%	0.0	0.0%	359.8	0.8%		
TOTAL EAGF	42 181.2	100%			43 454.1	100%			44 046.0	100%			43 970.1	100%			44 745.6	100%					44 745.6	100%					44 855.3	100%		
TOTAL EXPENDITURE	43 465.3	100%			46 471.7	100%			44 377.8	100%			44 160.5	100%			44 160.5	100%					44 160.5	100%					44 855.3	100%		
SRF (2)	1 284.1	100%			3 017.7	100%			330.3	100%			1 454.1	0.0%			187.9	100%					2 468.0	0.0%					0 000.0	0.0%		
Pilot Projects (3)																																

(1) Expenditure made directly by the Commission
 (2) SRF - Sugar Restructuring Fund. Payments made on the basis of the assignend revenue foreseen in article 11 of Regulation 320/2006. Temporary restructuring amounts in the sugar sector
 (3) Pilot projects. 2010: Support for farmers; 2011: Assessing end-user costs of compliance with EU legislation in the fields of environment, animal welfare & food safety; fruit and vegetable consumption.

ANNEX 25

EAGF - EVOLUTION OF EXPENDITURE FOR DIRECT AIDS BY MEASURE

2007 to 2012 Financial years

Commitment Appropriations

In EUR million

BUDGET LINE	MEASURE	2007	2008	2009	2010	2011	2012
05 03 01 01	SPS (single payment scheme)	28 119.327	28 233.837	28 805.562	29 070.902	31 081.826	31 080.529
05 03 01 02	SAPS (single area payment scheme)	2 082.983	2 974.387	3 723.437	4 460.928	5 084.280	5 915.682
05 03 01 03	Separate sugar payment	166.744	206.245	252.936	281.033	270.215	281.153
05 03 01 04	Separate fruit and vegetables payment	-	-	12.161	12.176	12.177	12.332
05 03 01 05	Specific support (article 68) — Decoupled direct aids	-	-	-	-	381.891	376.755
05 03 01 99	Other (decoupled direct aids)	-	-	-	0.000	0.000	-0.985
05 03 01	Decoupled direct aids	30 369.054	31 414.469	32 794.095	33 825.039	36 830.388	37 665.465
05 03 02 01	Crop area payments	1 488.598	1 432.236	1 448.669	1 434.867	3.754	3.414
05 03 02 03	Supplementary aid for durum wheat: non-traditional production zones	0.001	-	-	-	-	-
05 03 02 04	Supplementary aid for durum wheat: traditional production zones	55.825	46.105	49.060	47.455	-0.634	-0.838
05 03 02 05	Production aid for seeds	22.036	20.044	23.166	25.127	23.216	22.416
05 03 02 06	Suckler-cow premium	1 179.084	1 153.842	1 153.142	1 139.054	931.759	933.971
05 03 02 07	Additional suckler-cow premium	55.971	51.777	51.724	51.566	50.119	49.788
05 03 02 08	Beef special premium	99.107	90.500	90.641	92.119	71.615	72.726
05 03 02 09	Beef slaughter premium — Calves	126.518	121.005	117.618	114.699	7.665	7.343
05 03 02 10	Beef slaughter premium — Adults	235.939	224.140	221.276	218.049	51.636	50.473
05 03 02 11	Beef extensification premium	12.152	-	-	-	-	-
05 03 02 12	Additional payments to beef producers	4.330	-	-	-	-	-
05 03 02 13	Sheep and goat premium	251.685	239.900	232.869	246.946	23.053	22.340
05 03 02 14	Sheep and goat supplementary premium	78.173	74.151	72.391	74.767	7.020	6.824
05 03 02 15	Additional payments in the sheep and goat sector	0.135	-	-	-	-	-
05 03 02 16	Dairy premium	438.208	0.189	-	-	-	-
05 03 02 17	Additional payments for milk producers	198.875	0.055	-	-	-	-
05 03 02 18	Payments to starch potato producers	88.664	103.507	103.238	103.818	81.221	100.487
05 03 02 19	Area aid for rice	173.033	168.102	164.364	168.912	154.271	152.840
05 03 02 21	Aid for olive groves	119.276	99.410	96.040	97.345	2.442	1.260
05 03 02 22	Tobacco premium	335.542	301.423	300.612	295.845	0.257	0.098
05 03 02 23	Hops area aid	2.659	2.467	2.485	2.516	0.000	0.000
05 03 02 24	Specific quality premium for durum wheat	82.280	79.191	87.675	80.676	0.246	-0.161
05 03 02 25	Protein crop premium	58.200	42.559	32.942	42.671	49.640	43.564
05 03 02 26	Area payments for nuts	89.539	86.494	92.207	94.026	87.644	87.714
05 03 02 27	Aid for energy crops	53.930	72.111	53.697	73.696	1.189	0.201
05 03 02 28	Aid for silkworms	0.608	0.548	0.446	0.436	0.403	0.356
05 03 02 29	Area aid for dried grapes	113.242	111.928	0.032	-	-	-
05 03 02 30	Compensatory aid for bananas	121.572	-	-	-	-	-
05 03 02 36	Payments for specific types of farming and quality production	419.580	422.876	428.728	434.091	123.321	113.883
05 03 02 38	Transitional aid for sugar beet growers	2.163	-	-	-	-	-
05 03 02 39	Additional amount for sugar beet and cane producers	17.168	25.157	22.870	51.614	45.225	23.007
05 03 02 40	Area aid for cotton	254.464	247.548	216.879	221.737	247.266	245.812
05 03 02 41	Transitional fruit and vegetables payment — Tomatoes	-	-	144.221	141.448	139.349	20.434
05 03 02 42	Transitional fruit and vegetables payment — Other products than tomatoes	-	-	149.247	157.733	55.666	34.728
05 03 02 43	Transitional soft fruit payment	-	-	7.390	9.096	10.728	10.957
05 03 02 44	Specific support (article 68) — Coupled direct aids	-	-	-	-	747.991	785.514
05 03 02 50	POSEI — Community support programmes	63.766	372.256	375.202	386.198	415.970	411.085
05 03 02 51	POSEI — Other direct aids and earlier regimes	3.792	21.191	20.898	21.025	0.138	0.010
05 03 02 52	POSEI — Aegean Islands	13.528	16.792	16.479	18.487	17.274	17.898
05 03 02 99	Other (direct aids)	1.159	-7.096	1.385	1.002	-2.402	-4.216
05 03 02	Other direct aids	6 260.802	5 620.408	5 777.592	5 847.022	3 347.044	3 213.927
05 03 03 00	Additional amounts of aid	434.037	533.700	542.232	3.670	0.597	0.638
05 03 03	Additional amounts of aid	434.037	533.700	542.232	3.670	0.597	0.638
05 03 04 00	Ancillary direct aids (outstanding balances, small producers, agrimonetary aids)	-18.063	-	-	-	-	-
05 03 04	Ancillary direct aids (outstanding balances, small producers, agrimonetary aids)	-18.063	-	-	-	-	-
EXPENDITURE funded by budget current financial year appropriations - Fund source C1		37 044.668	36 771.702	37 778.700	39 430.879	39 676.534	40 206.902
EXPENDITURE funded by assigned revenue collected in current financial year - Fund source C4		1.162	-	204.845	104.173	-	242.413
EXPENDITURE funded by assigned revenue carried over from previous financial year - Fund source C5		-	796.875	1 130.374	140.679	501.496	430.715
TOTAL EAGF DIRECT AIDS EXPENDITURE		37 045.830	37 568.577	39 113.919	39 675.731	40 178.030	40 880.030

ANNEX 26

EVOLUTION OF EAGF DIRECT AIDS EXPENDITURE BY SECTOR

2007 to 2012 Financial years

SECTOR	In EUR million					
	2007	2008	2009	2010	2011	2012
Commitment Appropriations	30 803.09	31 948.17	33 336.33	33 828.71	36 830.99	37 666.10
SPS (single payment scheme)	28 119.33	28 233.84	28 805.56	29 070.90	31 081.83	31 080.53
SAPS (single area payment scheme)	2 082.98	2 974.39	3 723.44	4 460.93	5 084.28	5 915.68
Separate sugar payment	166.74	206.25	252.94	281.03	270.21	281.15
Separate fruit and vegetables payment	-	-	12.16	12.18	12.18	12.33
Specific support (article 68) — Decoupled direct aids	-	-	-	-	381.89	376.75
Other (decoupled direct aids)	-	-	-	-	-	-0.99
Additional amounts of aid	434.04	533.70	542.23	3.67	0.60	0.64
	6 242.74	5 620.41	5 777.59	5 847.02	3 347.04	3 213.93
CEREALS	1 922.67	1 854.63	1 672.04	1 679.36	54.20	46.18
SUGAR	41.87	51.76	22.87	51.61	45.22	23.01
OLIVE OIL	144.97	126.28	96.04	97.35	2.44	1.26
FRUITS AND VEGETABLES	413.02	301.93	496.34	506.12	374.61	254.32
RICE	173.18	168.24	164.36	168.91	154.27	152.84
SEEDS	22.04	20.04	23.17	25.13	23.22	22.42
HOPS	2.66	2.47	2.49	2.52	0.00	-
SILKWORMS	0.61	0.55	0.45	0.44	0.40	0.36
COTTON	266.99	260.65	216.88	221.74	247.27	245.81
TOBACCO	344.94	310.45	300.61	295.85	0.26	0.10
MILK AND MILK PRODUCTS	655.66	18.78	0.00	0.00	-	-
BEEF AND VEAL	1 836.59	1 766.54	1 634.40	1 615.49	1 112.79	1 114.30
SHEEPMEAT AND GOATMEAT	350.52	333.63	305.26	321.71	30.07	29.16
PIGMEAT, EGGS AND POULTRY	-	-	-	0.00	-	-
POSEI	81.09	410.24	412.58	425.71	433.38	428.99
OTHER PRODUCTS	-14.05	-5.78	1.39	1.00	-2.40	-4.22
SPECIFIC TYPES OF FARMING & QUALITY PRODUCTION *	-	-	428.73	434.09	123.32	113.88
SPECIFIC SUPPORT (ARTICLE 68) - COUPLED DIRECT AIDS	-	-	-	-	747.99	785.51
TOTAL DIRECT AIDS	37 045.83	37 568.58	39 113.92	39 675.73	40 178.03	40 880.03

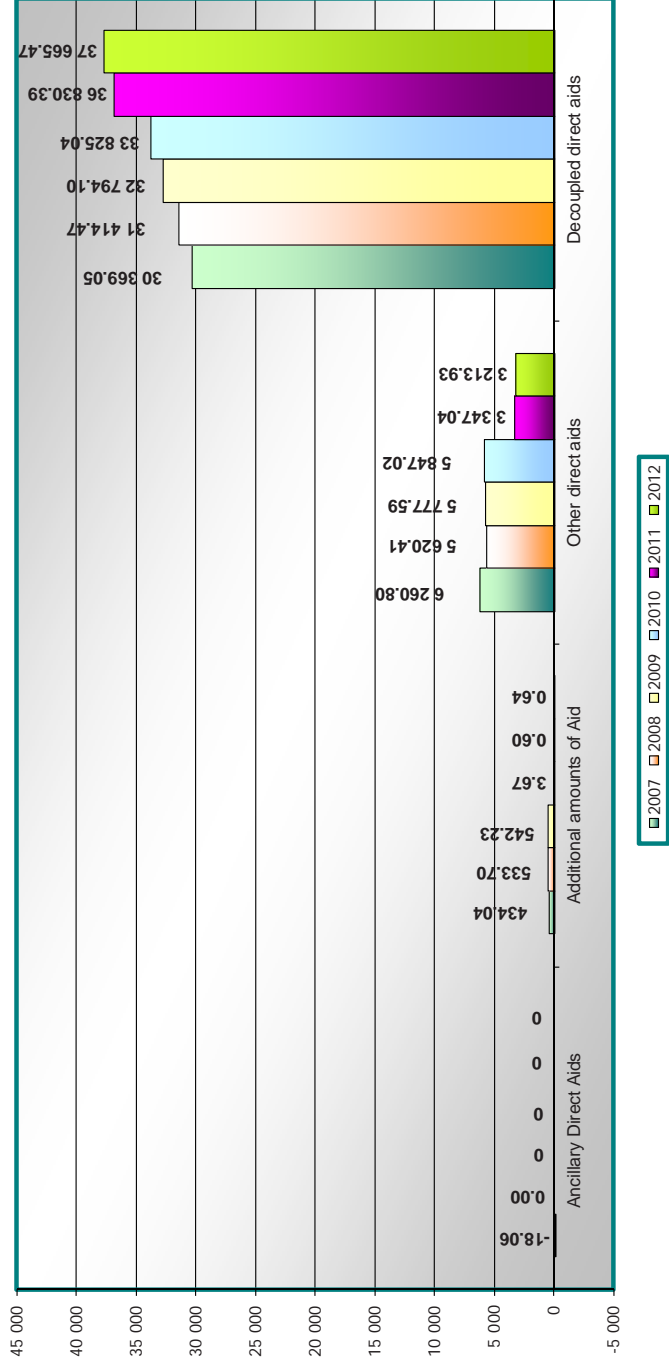
* For Financial years 2007 and 2008, this payment amount is included in each concerned sector

ANNEX 27

EVOLUTION OF EAGF DIRECT AIDS EXPENDITURE BY ARTICLE

2007 to 2012 Financial years

BUDGET LINE	MEASURE	Commitment Appropriations						TOTAL DIRECT AIDS EXPENDITURE
		2007	2008	2009	2010	2011	2012	
05 03 01	Decoupled direct aids	30 369.05	31 414.47	32 794.10	33 825.04	36 830.39	37 665.47	
05 03 02	Other direct aids	6 260.80	5 620.41	5 777.59	5 847.02	3 347.04	3 213.93	
05 03 03	Additional amounts of aid	434.04	533.70	542.23	3.67	0.60	0.64	
05 03 04	Ancillary direct aids (outstanding balances, small producers, agrimonetary aid)	-18.06	-	-	-	-	-	
TOTAL DIRECT AIDS EXPENDITURE		37 045.83	37 568.58	39 113.92	39 675.73	40 178.03	40 880.03	



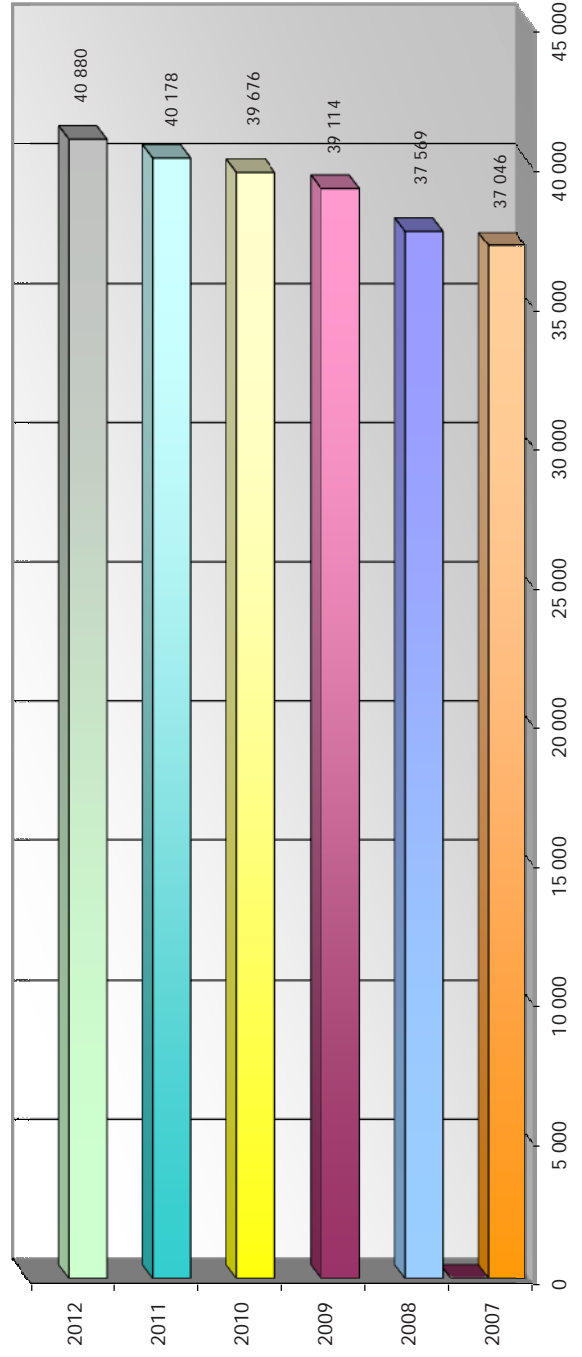
ANNEX 28

TOTAL EXPENDITURE FOR DIRECT AIDS - 2007 TO 2012 FINANCIAL YEARS

Commitment Appropriations		2007	2008	2009	2010	2011	2012
Total DIRECT AIDS EXPENDITURE		37 045.83	37 568.58	39 113.92	39 675.73	40 178.03	40 880.03
Of which:							
	EAGF EXPENDITURE funded by initial budget appropriations - Fund source C1	37 044.67	36 771.70	37 778.70	39 430.88	39 676.53	40 206.90
	EAGF EXPENDITURE funded by assigned revenue collected in the financial year - Fund source C4	1.16	-	204.85	104.17	-	242.41
	EAGF EXPENDITURE funded by assigned revenue carried over previous financial year - Fund source C5	-	796.88	1 130.37	140.68	501.50	430.72

In EUR million

EVOLUTION OF DIRECT AIDS EXPENDITURE - 2007 to 2012 Financial years



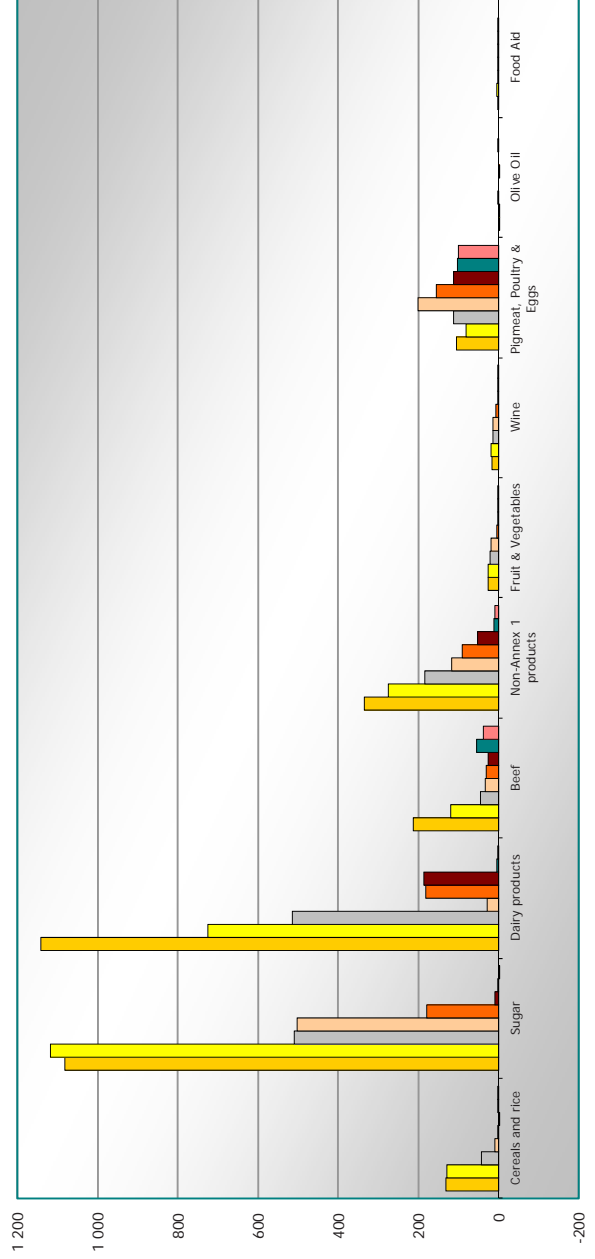
ANNEX 29

EVOLUTION OF EAGF EXPORT REFUNDS EXPENDITURE by SECTOR - 2005 to 2012 Financial years

Commitment Appropriations

In EUR million

Sector	2005	2006	2007	2008	2009	2010	2011	2012								
Cereals and rice	131.0	4.3%	128.7	5.2%	41.9	2.9%	9.7	1.0%	0.8	0.1%	-0.4	-0.1%	0.1	0.0%	0.2	0.2%
Sugar	1 080.6	35.4%	1 116.9	44.8%	509.3	35.3%	501.3	54.2%	179.1	27.6%	9.8	2.5%	1.5	0.8%	0.0	0.0%
Dairy products	1 140.8	37.4%	724.9	29.1%	513.4	35.5%	28.8	3.1%	181.1	27.9%	186.4	48.4%	5.4	3.0%	0.2	0.1%
Beef	212.0	6.9%	118.4	4.7%	46.2	3.2%	33.1	3.6%	31.6	4.9%	25.3	6.6%	55.8	31.1%	37.2	25.4%
Non-Annex 1 products	335.4	11.0%	274.1	11.0%	185.2	12.8%	118.1	12.8%	89.7	13.8%	51.3	13.3%	12.7	7.1%	9.1	6.2%
Fruit & Vegetables	25.3	0.8%	26.4	1.1%	21.7	1.5%	18.6	2.0%	5.2	0.8%	0.4	0.1%	0.0	0.0%	0.1	0.1%
Wine	17.3	0.6%	19.2	0.8%	14.0	1.0%	14.5	1.6%	7.3	1.1%	0.7	0.2%	0.3	0.2%	0.1	0.1%
Pigmeat, Poultry & Eggs	106.2	3.5%	80.6	3.2%	111.2	7.7%	200.5	21.7%	154.7	23.8%	111.4	28.9%	103.6	57.7%	99.7	68.0%
Olive Oil	-0.1	0.0%	0.0	0.0%	0.2	0.0%	0.0	0.0%	0.0	0.0%	0.0	0.0%	0.0	0.0%	0.0	0.0%
Food Aid	3.4	0.1%	4.4	0.2%	1.6	0.1%	0.6	0.1%	0.0	0.0%	0.1	0.0%	0.0	0.0%	0.0	0.0%
Total Export Refunds Expenditure	3 051.9		2 493.6		1 444.7		925.4		649.5		385.1		179.4		146.7	



ANNEX 30

EVOLUTION OF EAGF EXPORT REFUNDS EXPENDITURE BY MEMBER STATE - 2007 to 2012 Financial years

Commitment Appropriations	EU 27						in EUR million
	2007	2008	2009	2010	2011	2012	
Member State							
Belgium	155.604	122.631	71.905	36.439	2.641	1.114	
Bulgaria	0.000	0.767	2.501	0.150	0.505	0.525	
Czech Republic	12.82	1.666	5.546	2.794	0.872	0.204	
Denmark	100.294	70.399	46.828	29.189	4.748	2.004	
Germany	154.106	96.249	65.283	34.663	21.446	7.078	
Estonia	3.882	0.173	0.999	1.035	0.077	0.031	
Ireland	64.152	16.568	19.013	23.450	3.453	1.327	
Greece	30.370	3.065	0.939	0.067	0.075	0.109	
Spain	38.636	31.688	18.442	3.659	3.007	3.095	
France	281.850	220.792	141.992	116.946	85.704	81.701	
Italy	60.380	46.811	23.301	14.550	15.311	12.476	
Cyprus	1.054	0.247	0.281	0.235	0.048	0.017	
Latvia	3.210	0.657	0.551	0.233	0.005	0.017	
Lithuania	33.107	11.396	10.939	6.165	4.680	3.865	
Luxembourg	0.009	0.001	0.000	0.000	0.000	0.000	
Hungary	12.240	17.509	7.148	2.210	1.500	1.057	
Malta	0.204	0.026	0.000	0.000	0.000	0.000	
Netherlands	197.847	91.482	104.519	59.461	8.286	5.509	
Austria	18.868	22.609	17.370	5.821	5.541	1.796	
Poland	89.197	118.861	34.633	13.825	14.391	18.823	
Portugal	11.993	12.531	6.380	5.104	4.651	4.330	
Romania	0.000	0.023	0.252	0.067	0.473	0.574	
Slovenia	3.251	0.806	0.629	0.794	0.545	0.328	
Slovakia	4.672	1.448	0.501	0.716	0.206	0.100	
Finland	32.761	7.619	16.059	9.257	0.093	0.091	
Sweden	27.161	11.338	21.054	5.484	0.100	0.065	
United Kingdom	107.007	18.086	32.468	12.778	1.075	0.434	
TOTAL Export Refunds Expenditure	1 444.670	925.448	649.534	385.093	179.432	146.670	

ANNEX 31

Analytical evolution of EAGF storage expenditure 2005 - 2012 (*)

in EUR Million

HEADING	2005			2006			2007			2008		
	Private storage	Public storage	TOTAL STORAGE & %	Private storage	Public storage	TOTAL STORAGE & %	Private storage	Public storage	TOTAL STORAGE & %	Private storage	Public storage	TOTAL STORAGE & %
CEREALS	-	441.63	51.87%	-	337.91	44.65%	-	-225.83	-100.73	-	-100.73	-68.11%
RICE	-	2.35	0.28%	-	-3.25	-0.43%	-	-0.75	-	-	-	-
SUGAR	-	232.37	27.29%	0.02	134.44	17.77%	-	-87.05	-	-	-26.75	-18.09%
OLIVE OIL	-	-	-	-	-	-	-	-	0.01	-	0.01	0.01%
FIBRE FLAX AND HEMP	0.33	-	0.04%	-1.43	-	-0.19%	0.56	-	1.87	-	1.87	1.26%
FRUIT AND VEGETABLES	0.40	0.40	0.05%	0.38	0.41	0.41	0.41	-0.38%	0.09	0.09	0.09	0.06%
WINE-GROWING SECTOR / ALCOHOL	75.60	179.15	29.92%	99.85	188.55	38.10%	96.68	145.47	88.34	113.81	202.15	136.68%
TOBACCO	-	-	-	-	-	-	-	-	-	-	-	-
MILK PRODUCTS	61.58	-145.97	-9.91%	56.84	-56.73	0.11	38.40	-74.60	-36.20	34.24	34.24	23.15%
BEEF MEAT	-	-0.13	-0.02%	-	-	-	-	-	-	-	-	-
SHEEP AND GOAT MEAT	-	-	-	-	-	-	-	-	-	-	-	-
PIG MEAT	4.15	-	0.49%	-	-	-	-	-	-	37.01	37.01	25.02%
FISHERY PRODUCTS	0.02	-	0.00%	0.30	-	0.04%	-	-	-	-	-	-
	142.08	709.40		155.96	600.92		136.05	-242.76	161.55	-13.66		
TOTAL			851.48			756.88						147.90

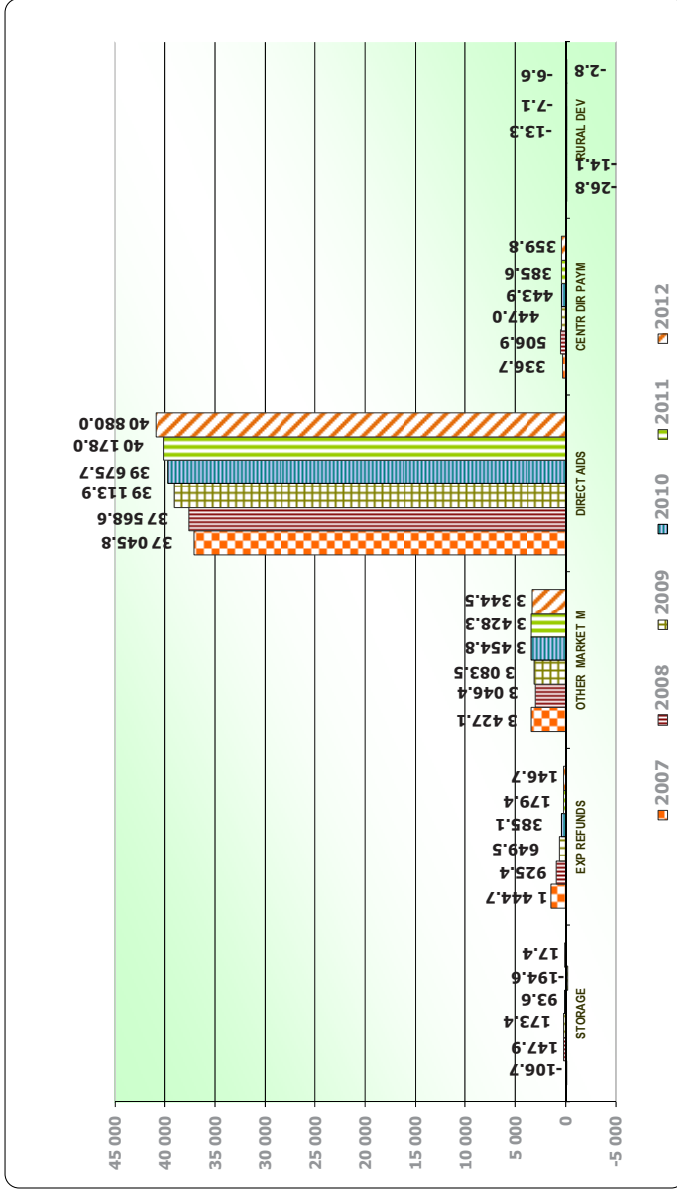
in EUR Million

HEADING	2009			2010			2011			2012		
	Private storage	Public storage	TOTAL STORAGE & %	Private storage	Public storage	TOTAL STORAGE & %	Private storage	Public storage	TOTAL STORAGE & %	Private storage	Public storage	TOTAL STORAGE & %
CEREALS	-	24.08	13.88%	-	95.72	102.27%	-	-189.47	-	-	1.57	9.06%
RICE	-	-	-	-	0.43	0.46%	-	0.00	-	-	-	-
SUGAR	-	-32.37	-18.66%	-	-	-	-	-	-	-	-	-
OLIVE OIL	-	-	-	7.93	-	8.47%	-	-	12.19	-	12.19	70.12%
FIBRE FLAX AND HEMP	0.41	-	0.23%	0.05	-	0.05%	1.25	-	0.05	-	0.05	0.26%
FRUIT AND VEGETABLES	0.03	-	0.02%	-	-	-	-	-	-	-	-	-
WINE-GROWING SECTOR / ALCOHOL	41.29	29.55	40.85%	1.20	11.06	13.10%	0.31	1.62	1.92	0.04	0.11	0.85%
TOBACCO	-	-	-	-	-	-	-	-	-	-	-	-
MILK PRODUCTS	37.67	69.17	61.60%	13.23	-36.52	-24.88%	8.25	-72.91	-64.67	7.82	-10.21	-13.75%
BEEF MEAT	-	0.00	0.00%	-	-	-	0.01	-	0.01	-	-	-
SHEEP AND GOAT MEAT	-	-	-	-	-	-	-	-	-	-	-	-
PIG MEAT	3.62	-	2.08%	0.49	-	0.49	56.32	-	56.32	5.82	-	33.47%
FISHERY PRODUCTS	-	-	-	-	-	-	-	-	-	-	-	-
	83.01	90.43		22.89	70.69		66.13	-260.77	25.91	-8.52		
TOTAL			173.44			93.59						17.38

(*) Financial years: 2005 to 2006, European Agricultural Guidance and Guarantees Fund-Guarantee Section (EAGGF), Financial years 2007 to 2012, European Agricultural Guarantee Fund (EAGF)

ANNEX 32

EVOLUTION of THE BREAKDOWN of EAGF EXPENDITURE - 2007 to 2012 Financial years



Commitment Appropriations

FINANCIAL YEAR	BUDGET EXECUTION	STORAGE	EXPORT REFUNDS	DIRECT AIDS	OTHER MARKET MEASURES	CENTRALISED DIRECT PAYMENTS (*)	RURAL DEVELOPMENT
2007	42 120.9	-106.7	1 444.7	37 045.8	3 427.1	336.7	-26.8
2008	42 181.2	147.9	925.4	37 568.6	3 046.4	506.9	-14.1
2009	43 454.1	173.4	649.5	39 113.9	3 083.5	447.0	-13.3
2010	44 046.0	93.6	385.1	39 675.7	3 454.8	443.9	-7.1
2011	43 970.1	-194.6	179.4	40 178.0	3 428.3	385.6	-6.6
2012	44 745.6	17.4	146.7	40 880.0	3 344.5	359.8	-2.8

(*) Up to 2010 referred to as "Direct expenditure".

DIRECTORATE-GENERAL FOR AGRICULTURE AND RURAL DEVELOPMENT
Directorate I. Management of resources.
I.1. Budget management
EAGF - 2012 FINANCIAL REPORT

EAGF - EUROPEAN AGRICULTURAL GUARANTEE FUND

ANNEX 33
EXPENDITURE CHARGED AGAINST THE 2012 BUDGET
DETAILS by SUB-ITEM and by MEMBER STATE

Budget Line	Fund source	Item	BE	BG	CZ	DK	DE	EE	IE	EL	ES	FR	IT	CY	LV	LT	LU	HU	MT	NL	AT	PL	PT	RO	SI	SK	FI	SE	UK	CE	TOTAL		
05 01 04 01 361A 301 C1		Monitoring and preventive measures - direct payments by the EC	-	-	-	-	-	-	-	-	-	-	-	-	-	-	-	-	-	-	-	-	-	-	-	-	-	-	-	-	8.0	8.023	
05 01 04 01	C1	European Agriculture Guarantee Fund (EAGF) — Non-operational technical assistance	-	-	-	-	-	-	-	-	-	-	-	-	-	-	-	-	-	-	-	-	-	-	-	-	-	-	-	-	8.0	8.023	
05 01 04	C1	Support expenditure for operations in the Agriculture and rural development policy area	-	-	-	-	-	-	-	-	-	-	-	-	-	-	-	-	-	-	-	-	-	-	-	-	-	-	-	-	8.0	8.023	
05 01	C1	Administrative expenditure of the Agriculture and rural development policy area	-	-	-	-	-	-	-	-	-	-	-	-	-	-	-	-	-	-	-	-	-	-	-	-	-	-	-	8.0	8.023		
05 02 01 01 1000 016 C1		Refunds common wheat grain and flour - marketing year 06/07 and earlier	-	-	-	-	0.2	-	-	-	-	-	-	-	-	-	-	-	-	-	-	-	-	-	-	-	-	-	-	-	0.212	-	
05 02 01 01 1001 015		Refunds barley grain and malt - marketing year 05/06 and earlier	-	-	-	-	-	-	-	-	-	-	-	-	-	-	-	-	-	-	-	-	-	-	-	-	-	-	-	-	-	-	-
05 02 01 01 1003 057 C1		(others) - marketing year 07/08 and earlier - R.1784/03, Art.13-18	-	-	-	-	-	-	-	-	-	0.0	-	-	-	-	-	-	-	-	-	-	-	-	-	-	-	-	-	-	-	0.005	-
05 02 01 01 1003 065		Wheat starch - marketing year 07/08 and earlier - R.1784/03, Art.13-18	-	-	-	-	-	-	-	-	-	-	-	-	-	-	-	-	-	-	-	-	-	-	-	-	-	-	-	-	-	-	-
05 02 01 01 1003 075		Potato starch - marketing year 07/08 and earlier - R.1784/03, Art.13-18	-	-	-	-	-	-	-	-	-	-	-	-	-	-	-	-	-	-	-	-	-	-	-	-	-	-	-	-	-	-	-
05 02 01 01 1003 085 C1		Maize starch - marketing year 07/08 and earlier - R.1784/03, Art.13-18	-	-	-	-	-	-	-	-	-	-	-	-	-	-	-	-	-	-	-	-	-	-	-	-	-	-	-	-	-	0.004	-
05 02 01 01 1003 095 C1		Other starches (from other cereals and rice) marketing year 07/08 and earlier - R.1784/03, Art.13-18	0.0	-	-	-	-	-	-	-	-	-	-	-	-	-	-	-	-	-	-	-	-	-	-	-	-	-	-	-	-	0.000	-
05 02 01 01	C1	Export refunds for cereals	-	-	-	-	-	-	-	-	-	-	-	-	-	-	-	-	-	-	-	-	-	-	-	-	-	-	-	-	-	-	-
05 02 01 02 1011 001		Technical costs of public storage - bread-making wheat - R.1234/07, Art.10(1)a	0.0	-	-	-	-	-	-	-	-	-	-	-	-	-	-	-	-	-	-	-	-	-	-	-	-	-	-	-	-	0.222	-
05 02 01 02 1011 004 C1		Technical costs of public storage - barley - R.1234/07, Art.10(1)a	-	-	-	-	0.2	-	-	-	-	-	-	-	-	-	-	-	-	-	-	-	-	-	-	-	-	-	-	-	-	1.729	-
05 02 01 02 1011 006		Technical costs of public storage - maize - R.1234/07, Art.10(1)a	-	-	-	-	-	-	-	-	-	-	-	-	-	-	-	-	-	-	-	-	-	-	-	-	-	-	-	-	-	-	-
05 02 01 02 1011 007		Technical costs of public storage - sorghum - R.1234/07, Art.10(1)a	-	-	-	-	-	-	-	-	-	-	-	-	-	-	-	-	-	-	-	-	-	-	-	-	-	-	-	-	-	-	-
05 02 01 02 1012 001		Financial costs of public storage - bread-making wheat - R.1234/07, Art.10(1)a	-	-	-	-	-	-	-	-	-	-	-	-	-	-	-	-	-	-	-	-	-	-	-	-	-	-	-	-	-	-	-
05 02 01 02 1012 004 C1		Financial costs of public storage - barley - R.1234/07, Art.10(1)a	-	-	-	-	0.0	-	-	-	-	-	-	-	-	-	-	-	-	-	-	-	-	-	-	-	-	-	-	-	-	0.135	-
05 02 01 02 1012 006		Financial costs of public storage - maize - R.1234/07, Art.10(1)a	-	-	-	-	-	-	-	-	-	-	-	-	-	-	-	-	-	-	-	-	-	-	-	-	-	-	-	-	-	-	-
05 02 01 02 1012 007		Financial costs of public storage - sorghum - R.1234/07, Art.10(1)a	-	-	-	-	-	-	-	-	-	-	-	-	-	-	-	-	-	-	-	-	-	-	-	-	-	-	-	-	-	-	-
05 02 01 02 1013 001		Other public storage costs - bread-making wheat - R.1234/07, Art.10(1)a	-	-	-	-	-	-	-	-	-	-	-	-	-	-	-	-	-	-	-	-	-	-	-	-	-	-	-	-	-	-	-
05 02 01 02 1013 004 C1		Other public storage costs - barley - R.1234/07, Art.10(1)a	-	-4.0	-0.0	-	1.7	-	-	-	-	0.0	-	-	-	-	-	-	-	-	-	-	-	-	-	-	-	-	-	-	-	-0.290	-
05 02 01 02 1013 004 NA		Other public storage costs - barley - R.1234/07, Art.10(1)a	-	-	-	-	-	-	-	-	-	-	-	-	-	-	-	-	-	-	-	-	-	-	-	-	-	-	-	-	-	-	-
05 02 01 02 1013 004		Other public storage costs - barley - R.1234/07, Art.10(1)a	-	-4.0	-0.0	-	1.7	-	-	-	-	0.0	-	-	-	-	-	-	-	-	-	-	-	-	-	-	-	-	-	-	-	-0.290	-
05 02 01 02 1013 006		Other public storage costs - maize - R.1234/07, Art.10(1)a	-	-	-	-	-	-	-	-	-	-	-	-	-	-	-	-	-	-	-	-	-	-	-	-	-	-	-	-	-	-	-
05 02 01 02 1013 007		Other public storage costs - sorghum - R.1234/07, Art.10(1)a	-	-	-	-	-	-	-	-	-	-	-	-	-	-	-	-	-	-	-	-	-	-	-	-	-	-	-	-	-	-	-
05 02 01 02 1014 001		Depreciation on purchase - bread-making wheat - R.1234/07, Art.10(1)a	-	-	-	-	-	-	-	-	-	-	-	-	-	-	-	-	-	-	-	-	-	-	-	-	-	-	-	-	-	-	-
05 02 01 02 1014 004		Depreciation on purchase - barley - R.1234/07, Art.10(1)a	-	-	-	-	-	-	-	-	-	-	-	-	-	-	-	-	-	-	-	-	-	-	-	-	-	-	-	-	-	-	-
05 02 01 02 1014 006		Depreciation on purchase - maize - R.1234/07, Art.10(1)a	-	-	-	-	-	-	-	-	-	-	-	-	-	-	-	-	-	-	-	-	-	-	-	-	-	-	-	-	-	-	-
05 02 01 02 1014 007		Depreciation on purchase - sorghum - R.1234/07, Art.10(1)a	-	-	-	-	-	-	-	-	-	-	-	-	-	-	-	-	-	-	-	-	-	-	-	-	-	-	-	-	-	-	-
05 02 01 02 1014 011		Complementary depreciation - bread-making wheat - R.1234/07, Art.10(1)a	-	-	-	-	-	-	-	-	-	-	-	-	-	-	-	-	-	-	-	-	-	-	-	-	-	-	-	-	-	-	-

In EUR million

DIRECTORATE-GENERAL FOR AGRICULTURE AND RURAL DEVELOPMENT
Directorate I. Management of resources.
I.1. Budget management
EAGF - 2012 FINANCIAL REPORT

EAGF - EUROPEAN AGRICULTURAL GUARANTEE FUND

ANNEX 33

EXPENDITURE CHARGED AGAINST THE 2012 BUDGET
 DETAILS by SUB-ITEM and by MEMBER STATE

Budget Line	Fund source	Item	BE	BG	CZ	DK	DE	EE	IE	EL	ES	FR	IT	CY	LV	LT	LU	HU	MT	NL	AT	PL	PT	RO	SI	SK	FI	SE	UK	CE	TOTAL		
05 02 03 00 3013 001 C1		Butter - R.1216/09	0.0	-	-	-	0.0	-	-	-	-	0.0	0.0	-	-	-	-	-	-	-0.0	-	-	0.0	-	-	-	-	-	-	-	0.063		
05 02 03 00 3014 001 C1		Eggs - R.1216/09	0.3	-	-	0.3	0.8	-	-	-	-	1.2	2.4	-	-	-	-	-	-	3.3	0.0	-	0.0	-	-	-	-	-	-	-	8.428		
05 02 03 00	C1	Refunds on non-Annex 1 products	0.7	-	-	0.3	0.8	-	-	-	0.0	1.2	2.5	-	-	-	-	-	-	3.3	0.0	-	0.0	-	-	-	-	-	-	-	9.124		
05 02 03 01 3100 141	C1	Refunds on non-Annex 1 products	0.7	-	-	0.3	0.8	-	-	-	0.0	1.2	2.5	-	-	-	-	-	-	3.3	0.0	-	0.0	-	-	-	-	-	-	-	9.124		
05 02 04 01 3100 142 C1		Products purchased on the market - value of product - programme 2008 and earlier - R.3149/92, Art.5(1) programme 2010 - R.1234/07, Art.27 - transport costs within M.S. 2008 and earlier - R.3149/92, Art.4(3) & 6(1)	-	-	-	-	-	-	-	-	-	0.0	-	-	-	-	-	-	-	-	-	-	-	-	-	-	-	-	-	-	0.005		
05 02 04 01 3100 154		White sugar - transport costs within M.S. 2008 and earlier - R.3149/92, Art.4(3) & 6(1)	-	-	-	-	-	-	-	-	-	-	-	-	-	-	-	-	-	-	-	-	-	-	-	-	-	-	-	-	-		
05 02 04 01 3100 155		Products purchased on the market - value of product - cereals - programme 2009 - R.1234/07, Art.27 - R.3149/92, Art.5(1) - BE, BG, EE, EL, ES, FR, IT, LV, LT, HU, MT, PL, PT, RO, SI, FI	-	-	-	-	-	-	-	-	-	-	-	-	-	-	-	-	-	-	-	-	-	-	-	-	-	-	-	-	-	-	
05 02 04 01 3100 156		Products purchased on the market - value of product - rice - programme 2009 - R.1234/07, Art.27 - R.3149/92, Art.5(1) - BE, BG, EL, ES, FR, IT, LT, MT, PT, SI	-	-	-	-	-	-	-	-	-	-	-	-	-	-	-	-	-	-	-	-	-	-	-	-	-	-	-	-	-	-	
05 02 04 01 3100 157 C1		Products purchased on the market - value of product - skimmed-milk powder - programme 2009 - R.1234/07, Art.27 - R.3149/92, Art.5(1) - BE, BG, IE, EL, ES, FR, IT, LT, LU, LV, HU, MT, PL, PT, SI, FI	-	-	-	-	-	-	-	-	-	-0.0	-	-	-	-	-	-	-	-	-	-	-	-	-	-	-	-	-	-	-	-0.001	
05 02 04 01 3100 160		Products purchased on the market - cereals - transport costs within M.S. 2009 - R.1234/07, Art.27 - R.3149/92, Art.4(3)&6(1) - BE, BG, EE, EL, ES, FR, IT, LV, LT, HU, MT, PL, PT, RO, SI, FI	-	-	-	-	-	-	-	-	-	-	-	-	-	-	-	-	-	-	-	-	-	-	-	-	-	-	-	-	-	-	
05 02 04 01 3100 163		Products purchased on the market - rice - transport costs within M.S. 2009 - R.1234/07, Art.27 - R.3149/92, Art.4(3)&6(1) - BE, BG, EL, ES, FR, IT, LT, MT, PT, SI	-	-	-	-	-	-	-	-	-	-	-	-	-	-	-	-	-	-	-	-	-	-	-	-	-	-	-	-	-	-	
05 02 04 01 3100 164		Products purchased on the market - skimmed-milk powder - transport costs within M.S. 2009 - R.1234/07, Art.27 - R.3149/92, Art.4(3)&6(1) - BE, BG, IE, EL, ES, FR, IT, LU, LV, HU, MT, PL, PT, SI, FI	-	-	-	-	-	-	-	-	-	-	-	-	-	-	-	-	-	-	-	-	-	-	-	-	-	-	-	-	-	-	-
05 02 04 01 3100 189		White sugar - transport costs within M.S. 2009 - R.1234/07, Art.27 - R.3149/92, Art.4(3)&6(1) - BE, BG, ES, FR, IT, LT, HU, MT, PL, PT, RO, SI	-	-	-	-	-	-	-	-	-	-	-	-	-	-	-	-	-	-	-	-	-	-	-	-	-	-	-	-	-	-	-
05 02 04 01 3100 190 C1		Administrative costs - 2009 and earlier - R.1234/07, Art.27 - R.3149/92, Art.6(3)	-	-	-	-	-	-	-	-	-	-0.0	-	-	-	-	-	-	-	-	-	-	-	-	-	-	-	-	-	-	-	-	-0.001
05 02 04 01 3100 281		Intra-Community transport costs 2008 and earlier - white sugar - R.3149/92, Art.7(2) & R.1146/07	-	-	-	-	-	-	-	-	-	-	-	-	-	-	-	-	-	-	-	-	-	-	-	-	-	-	-	-	-	-	-
05 02 04 01 3100 282		Intra-Community transport costs 2009 - white sugar - R.1234/07, Art.27; R.3149/92, Art.7(2) & R.983/08 - BG, ES, FR, LT, MT, PL, PT, RO, SI	-	-	-	-	-	-	-	-	-	-	-	-	-	-	-	-	-	-	-	-	-	-	-	-	-	-	-	-	-	-	-
05 02 04 01 3100 303		Bread-making wheat - transport costs within M.S. - programme 2010 - R.1234/07, Art.27 - R.3149/92, Art.4(3)&6(1); R.1111/09, Annex (lb) - BG, CZ, EL, ES, FR, IT, HU, MT, PL, PT, RO, SI, FI	-	-	-	-	-	-	-	-	-	-	-	-	-	-	-	-	-	-	-	-	-	-	-	-	-	-	-	-	-	-	-
05 02 04 01 3100 304		Banley - transport costs within M.S. - programme 2010 - R.1234/07, Art.27 - R.3149/92, Art.4(3)&6(1); R.1111/09, Annex (lb) - BE, BG, CZ, EE, EL, ES, FR, IT, LV, LT, HU, MT, PL, PT, RO, SI, FI	-	-	-	-	-	-	-	-	-	-	-	-	-	-	-	-	-	-	-	-	-	-	-	-	-	-	-	-	-	-	-
05 02 04 01 3100 305		Maize - transport costs within M.S. - programme 2010 - R.1234/07, Art.27; R.3149/92, Art.4(3)&6(1); R.1111/09, Annex (lb) - BG, EL, ES, IT, HU, MT, PL, PT, RO, SI	-	-	-	-	-	-	-	-	-0.0	0.0	-0.0	-	-	-	-	-	-	-	-	-	-	-	-	-	-	-	-	-	-	-	-0.031
05 02 04 01 3100 306 C1		Butter - transport costs within M.S. - programme 2010 - R.1234/07, Art.27; R.3149/92, Art.4(3)&6(1); R.1111/09, Annex (lb) - BE, CZ, IE, ES, FR, IT, LT, PL, PT	-	-	-	-	-	-	-	-	-	-	-	-	-	-	-	-	-	-	-	-	-	-	-	-	-	-	-	-	-	-	-

In EUR million

ANNEX 33
 EXPENDITURE CHARGED AGAINST THE 2012 BUDGET
 DETAILS by SUB-ITEM and by MEMBER STATE

Budget Line	Fund Source	Item	BE	BG	CZ	DK	DE	EE	IE	EL	ES	FR	IT	CY	LV	LT	LU	HU	MT	NL	AT	PL	PT	RO	SI	SK	FI	SE	UK	CE	TOTAL				
05 02 06 05 1211 027		Work programmes of operators organisations - tranche 12/13 - advance - 2. instalment - R.1234/07, Art.103; R.1782/03, Art.110/4 - EL, FR, IT	-	-	-	-	-	-	-	-	-	-	-	-	-	-	-	-	-	-	-	-	-	-	-	-	-	-	-	-	-				
05 02 06 05 1211 028		Work programmes of operators organisations - tranche 12/13 - balance - R.1234/07, Art.103; R.1782/03, Art.110/4 - EL, FR, IT	-	-	-	-	-	-	-	-	-	-	-	-	-	-	-	-	-	-	-	-	-	-	-	-	-	-	-	-	-	-			
05 02 06 05	C1	Quality improvement measures	-	-	-	-	-	-	-	7.9	-0.0	0.6	34.4	-	-	-	-	-	-	-	-	-	-	-	-	-	-	-	-	-	-	-			
05 02 06 99 0000 001	C1	Others - consumption aid - R.136/66, Art.11(1)	-	-	-	-	-	-	-	-	-	0.0	-	-	-	-	-	-	-	-	-	-	-	-	-	-	-	-	-	-	-	-			
05 02 06 99 0000 002	C1	Others - public storage - R.136/66, Art.12 & 13	-	-	-	-	-	-	-	-	-	-	-	-	-	-	-	-	-	-	-	-	-	-	-	-	-	-	-	-	-	-	-		
05 02 06 99 1210 010		Export refunds - olive oil - R.136/66, Art.20 - marketing year 01/02 and earlier	-	-	-	-	-	-	-	-	-	-	-	-	-	-	-	-	-	-	-	-	-	-	-	-	-	-	-	-	-	-	-		
05 02 06 99 1240 001	C1	Production refunds - olive oil - R.136/66, Art.20(a) - marketing year 04/05 and earlier	-	-	-	-	-	-	-	-	0.3	-	-	-	-	-	-	-	-	-	-	-	-	-	-	-	-	-	-	-	-	-	-		
05 02 06 99	C1	Other measures (olive oil)	-	-	-	-	-	-	-	7.9	12.4	0.6	34.4	-	-	-	-	-	-	-	-	-	-	-	-	-	-	-	-	-	-	-	-		
05 02 07 01 1401 008	C1	Processing aid - long flax fibre - R.1234/07, Art.91(1) - marketing year 08/09 and earlier	-	-	-	-	-	-	-	-	-	-	-	-	-	-	-	-	-	-	-	-	-	-	-	-	-	-	-	-	-	-	-	-	
05 02 07 01 1401 009	C1	Processing aid - long flax fibre - R.1234/07, Art.91(1) - marketing year 09/10	-	-	-	-	-	-	-	-	-	-	-	-	-	-	-	-	-	-	-	-	-	-	-	-	-	-	-	-	-	-	-	-	
05 02 07 01 1401 009 NA	NA	Processing aid - long flax fibre - R.1234/07, Art.91(1) - marketing year 09/10	0.1	-	-	-	-	-	-	-	-	-0.0	-	-	-	-	-	-	-	-	-	-	-	-	-	-	-	-	-	-	-	-	-	-	
05 02 07 01 1401 009		Processing aid - long flax fibre - R.1234/07, Art.91(1) - marketing year 09/10	0.1	-	-	-	-	-	-	-	-	-0.0	-	-	-	-	-	-	-	-	-	-	-	-	-	-	-	-	-	-	-	-	-	-	
05 02 07 01 1401 010	C1	Processing aid - long flax fibre - R.1234/07, Art.91(1) - marketing year 09/10	1.6	-	-	-	-	-	-	-	-	5.3	-	-	-	-	-	-	-	-	-	-	-	-	-	-	-	-	-	-	-	-	-	-	
05 02 07 01 1401 011	C1	Processing aid - long flax fibre - R.1234/07, Art.91(1) - marketing year 10/11	0.3	-	-	-	-	-	-	-	-	3.9	-	-	-	-	-	-	-	-	-	-	-	-	-	-	-	-	-	-	-	-	-	-	
05 02 07 01 1401 028		Processing aid - long flax fibre - supplementary aid - R.1234/07, Art.94a - marketing year 08/09 and earlier	-	-	-	-	-	-	-	-	-	-	-	-	-	-	-	-	-	-	-	-	-	-	-	-	-	-	-	-	-	-	-	-	
05 02 07 01 1403 008		Processing aid - short flax fibres - R.1234/07, Art.91(1) - marketing year 08/09 and earlier	-	-	-	-	-	-	-	-	-	-	-	-	-	-	-	-	-	-	-	-	-	-	-	-	-	-	-	-	-	-	-	-	
05 02 07 01 1403 009		Processing aid - short flax fibres - R.1234/07, Art.91(1) - marketing year 09/10	-	-	-	-	-	-	-	-	-	-	-	-	-	-	-	-	-	-	-	-	-	-	-	-	-	-	-	-	-	-	-	-	
05 02 07 01 1403 010	C1	Processing aid - short flax fibres - R.1234/07, Art.91(1) - marketing year 10/11	0.4	-	-	-	-	-	-	-	-	0.8	-	-	-	-	-	-	-	-	-	-	-	-	-	-	-	-	-	-	-	-	-	-	
05 02 07 01 1403 011	C1	Processing aid - short flax fibres - R.1234/07, Art.91(1) - marketing year 11/12	0.1	-	-	-	-	-	-	-	-	0.9	-	-	-	-	-	-	-	-	-	-	-	-	-	-	-	-	-	-	-	-	-	-	
05 02 07 01 1403 028		Processing aid - hemp fibres - R.1234/07, Art.91(1) - marketing year 08/09 and earlier	-	-	-	-	-	-	-	-	-	-	-	-	-	-	-	-	-	-	-	-	-	-	-	-	-	-	-	-	-	-	-	-	
05 02 07 01 1403 029	C1	Processing aid - hemp fibres - R.1234/07, Art.91(1) - marketing year 09/10	-	-	-	-	-	-	-	-	-	-	-	-	-	-	-	-	-	-	-	-	-	-	-	-	-	-	-	-	-	-	-	-	
05 02 07 01 1403 030	C1	Processing aid - hemp fibres - R.1234/07, Art.91(1) - marketing year 10/11	-	-	-	-	-	-	-	-	-	0.8	-	-	-	-	-	-	-	-	-	-	-	-	-	-	-	-	-	-	-	-	-	-	
05 02 07 01 1403 031	C1	Processing aid - hemp fibres - R.1234/07, Art.91(1) - marketing year 11/12	-	-	-	-	-	-	-	-	-	0.1	-	-	-	-	-	-	-	-	-	-	-	-	-	-	-	-	-	-	-	-	-	-	
05 02 07 01 1409 001	C1	Other interventions - R.1308/70, Art.4&5	2.3	-	-	-	-	-	-	-	0.0	0.0	11.9	-	-	-	-	-	-	-	-	-	-	-	-	-	-	-	-	-	-	-	-	-	
05 02 07 01	NA	Aid for fibre flax and hemp	2.3	-	-	-	-	-	-	-	0.0	0.1	-	-	-	-	-	-	-	-	-	-	-	-	-	-	-	-	-	-	-	-	-	-	
05 02 07 01	NA	Aid for fibre flax and hemp	2.3	-	-	-	-	-	-	-	0.0	0.1	-	-	-	-	-	-	-	-	-	-	-	-	-	-	-	-	-	-	-	-	-	-	
05 02 07 03 0000 001	C1	Cotton - national restructuring programmes - R.637/08, Art.2 - programme 2009 - 2013/2017 - EL, ES	-	-	-	-	-	-	-	4.0	6.1	-	-	-	-	-	-	-	-	-	-	-	-	-	-	-	-	-	-	-	-	-	-	-	-
05 02 07 03 0000 001 NA	NA	Cotton - national restructuring programmes - R.637/08, Art.2 - programme 2009 - 2013/2017 - EL, ES	-	-	-	-	-	-	-	-	-	-	-	-	-	-	-	-	-	-	-	-	-	-	-	-	-	-	-	-	-	-	-	-	-
05 02 07 03 0000 001		Cotton - national restructuring programmes - R.637/08, Art.2 - programme 2009 - 2013/2017 - EL, ES	-	-	-	-	-	-	-	4.0	6.1	-	-	-	-	-	-	-	-	-	-	-	-	-	-	-	-	-	-	-	-	-	-	-	-
05 02 07 03	C1	Cotton — National restructuring programmes	-	-	-	-	-	-	-	4.0	6.1	-	-	-	-	-	-	-	-	-	-	-	-	-	-	-	-	-	-	-	-	-	-	-	-
05 02 07 03	NA	Cotton — National restructuring programmes	-	-	-	-	-	-	-	-	-	-	-	-	-	-	-	-	-	-	-	-	-	-	-	-	-	-	-	-	-	-	-	-	-
05 02 07 99 1410 019		Aid - cotton - R.1050/01; R.1051/01 - marketing year 05/06 and earlier	-	-	-	-	-	-	-	4.0	6.1	-	-	-	-	-	-	-	-	-	-	-	-	-	-	-	-	-	-	-	-	-	-	-	-

In EUR million

EXPENDITURE CHARGED AGAINST THE 2012 BUDGET
 DETAILS by SUB-ITEM and by MEMBER STATE

Budget Line	Fund source	Item	BE	BG	CZ	DK	DE	EE	IE	EL	ES	FR	IT	CY	LV	LT	LU	HU	MT	NL	AT	PL	PT	RO	SI	SK	FI	SE	UK	CE	TOTAL		
05 02 08 12 0000 010	C1	School fruit scheme - transport - distribution - R.1234/07, Art.1039a; R.288/09, Art.5.1. - 2010/11 - BE, BG, CZ, DK, DE, EE, IE, EL, ES, FR, IT, CY, LV, LT, LU, HU, MT, NL, AT, PL, PT, RO, SI, SK	1.0	1.0	1.8	1.0	7.5	0.2	0.5	-	3.1	0.7	16.7	0.1	0.8	0.8	0.2	3.3	0.3	2.7	0.3	6.7	0.2	0.8	0.5	1.6	-	-	-	-	-	51.820	
05 02 08 12 0000 011	NA	School fruit scheme - products - R.1234/07, Art.1039a; R.288/09, Art.5.1.(a) - 2011/12 - BE, BG, CZ, DK, DE, EE, IE, EL, ES, FR, IT, CY, LV, LT, LU, HU, MT, NL, AT, PL, PT, RO, SI, SK	-	-	-	-	-	-	-	-	-	-	-	-	-	-	-	-	-	-	-	-	-	-	-	-	-	-	-	-	-	-	-
05 02 08 12 0000 011	NA	School fruit scheme - products - R.1234/07, Art.1039a; R.288/09, Art.5.1.(a) - 2011/12 - BE, BG, CZ, DK, DE, EE, IE, EL, ES, FR, IT, CY, LV, LT, LU, HU, MT, NL, AT, PL, PT, RO, SI, SK	1.0	1.0	1.8	1.0	7.5	0.2	0.5	-	3.1	0.7	16.7	0.1	0.8	0.8	0.2	3.3	0.3	2.7	0.3	6.7	0.2	0.8	0.5	1.6	-	-	-	-	-	-	51.820
05 02 08 12 0000 012	C1	School fruit scheme - equipment - R.1234/07, Art.1039a; R.288/09, Art.5.1.(b)(i) - 2011/12 - BE, BG, CZ, DK, DE, EE, IE, EL, ES, FR, IT, CY, LV, LT, LU, HU, MT, NL, AT, PL, PT, RO, SI, SK	-	-	-	-	-	-	-	-	0.0	0.0	0.1	-	-	-	-	-	-	-	-	-	-	-	-	0.0	-	-	-	-	-	-	0.129
05 02 08 12 0000 013	C1	School fruit scheme - monitoring - evaluation - R.1234/07, Art.1039a; R.288/09, Art.5.1.(b)(ii) - 2011/12 - BE, BG, CZ, DK, DE, EE, IE, EL, ES, FR, IT, CY, LV, LT, LU, HU, MT, NL, AT, PL, PT, RO, SI, SK	-	-	0.0	-	0.0	-	-	-	0.0	-	-	-	-	-	0.0	0.0	-	-	-	0.0	-	-	-	-	-	-	-	-	-	-	0.108
05 02 08 12 0000 014	C1	School fruit scheme - communication - R.1234/07, Art.1039a; R.288/09, Art.5.1.(b)(iii) - 2011/12 - BE, BG, CZ, DK, DE, EE, IE, EL, ES, FR, IT, CY, LV, LT, LU, HU, MT, NL, AT, PL, PT, RO, SI, SK	0.0	0.1	0.0	-	-	-	0.0	-	0.0	-	0.5	-	-	0.0	0.1	-	-	-	-	0.0	0.1	-	-	-	0.0	-	-	-	-	-	0.795
05 02 08 12 0000 015	C1	School fruit scheme - transport - distribution - R.1234/07, Art.1039a; R.288/09, Art.5.1. - 2011/12 - BE, BG, CZ, DK, DE, EE, IE, EL, ES, FR, IT, CY, LV, LT, LU, HU, MT, NL, AT, PL, PT, RO, SI, SK	-	-	-	-	-	-	-	-	-	0.0	-	-	-	-	-	-	-	-	-	-	-	0.0	-	-	-	-	-	-	-	-	0.044
05 02 08 12 0000 016		School fruit scheme - products - R.1234/07, Art.1039a; R.288/09, Art.5.1.(a) - 2012/13 - BE, BG, CZ, DK, DE, EE, IE, EL, ES, FR, IT, CY, LV, LT, LU, HU, MT, NL, AT, PL, PT, RO, SI, SK	-	-	-	-	-	-	-	-	-	-	-	-	-	-	-	-	-	-	-	-	-	-	-	-	-	-	-	-	-	-	-
05 02 08 12 0000 017		School fruit scheme - equipment - R.1234/07, Art.1039a; R.288/09, Art.5.1.(b)(i) - 2012/13 - BE, BG, CZ, DK, DE, EE, IE, EL, ES, FR, IT, CY, LV, LT, LU, HU, MT, NL, AT, PL, PT, RO, SI, SK	-	-	-	-	-	-	-	-	-	-	-	-	-	-	-	-	-	-	-	-	-	-	-	-	-	-	-	-	-	-	-
05 02 08 12 0000 018		School fruit scheme - monitoring - evaluation - R.1234/07, Art.1039a; R.288/09, Art.5.1.(b)(ii) - 2012/13 - BE, BG, CZ, DK, DE, EE, IE, EL, ES, FR, IT, CY, LV, LT, LU, HU, MT, NL, AT, PL, PT, RO, SI, SK	-	-	-	-	-	-	-	-	-	-	-	-	-	-	-	-	-	-	-	-	-	-	-	-	-	-	-	-	-	-	-
05 02 08 12 0000 019		School fruit scheme - communication - R.1234/07, Art.1039a; R.288/09, Art.5.1.(b)(iii) - 2012/13 - BE, BG, CZ, DK, DE, EE, IE, EL, ES, FR, IT, CY, LV, LT, LU, HU, MT, NL, AT, PL, PT, RO, SI, SK	-	-	-	-	-	-	-	-	-	-	-	-	-	-	-	-	-	-	-	-	-	-	-	-	-	-	-	-	-	-	-
05 02 08 12 0000 020		School fruit scheme - transport - distribution - R.1234/07, Art.1039a; R.288/09, Art.5.1. - 2012/13 - BE, BG, CZ, DK, DE, EE, IE, EL, ES, FR, IT, CY, LV, LT, LU, HU, MT, NL, AT, PL, PT, RO, SI, SK	-	-	-	-	-	-	-	-	-	-	-	-	-	-	-	-	-	-	-	-	-	-	-	-	-	-	-	-	-	-	-
05 02 08 12	C1	School fruit scheme	1.2	1.1	1.8	1.4	7.8	0.2	0.5	0.0	3.2	1.4	17.8	0.1	0.8	0.9	0.2	3.7	0.3	2.7	0.4	6.9	0.7	2.6	0.5	2.3	-	-	-	-	-	58.574	
05 02 08 12	NA	School fruit scheme	-	-	-	-	-	-	-	-	-	-	-	-	-	-	-	-	-	-	-	-	-	-	-	-	-	-	-	-	-	-	-
05 02 08 12	NA	School fruit scheme	-	-	-	-	-	-	-	-	-	-	-	-	-	-	-	-	-	-	-	-	-	-	-	-	-	-	-	-	-	-	-
05 02 08 99 0000 005	C1	Others - R.2200/96, R.2201/96, R.2202/96	1.2	1.1	1.8	1.4	7.8	0.2	0.5	0.0	3.2	1.4	17.8	0.1	0.8	0.9	0.2	3.7	0.3	2.7	0.4	6.9	0.7	2.6	0.5	2.3	-	-	-	-	-	58.574	
05 02 08 99 0000 013		Bananas - establishment - producers organisations - R.1234/07	-	-	-	-	-	-	-	-	-	-	-	-	-	-	-	-	-	-	-	-	-	-	-	-	-	-	-	-	-	-	0.008

In EUR million

DIRECTORATE-GENERAL FOR AGRICULTURE AND RURAL DEVELOPMENT
 Directorate 1. Management of resources.
 I.1. Budget management
 EAGF - 2012 FINANCIAL REPORT

EAGF - EUROPEAN AGRICULTURAL GUARANTEE FUND

ANNEX 33
 EXPENDITURE CHARGED AGAINST THE 2012 BUDGET
 DETAILS by SUB-ITEM and by MEMBER STATE

Budget Line	Fund source	Item	BE	BG	CZ	DK	DE	EE	IE	EL	ES	FR	IT	CY	LV	LT	LU	HU	MT	NL	AT	PL	PT	RO	SI	SK	FI	SE	UK	CE	TOTAL					
05 02 08 99 1501 114		Compensation and buying-in - grapes - marketing year 07/08 and earlier - R.2200/96, Art.23	-	-	-	-	-	-	-	-	-	-	-	-	-	-	-	-	-	-	-	-	-	-	-	-	-	-	-	-	-	-				
05 02 08 99 1501 115		Compensation and buying-in - nectaries - marketing year 07/08 and earlier - R.2200/96, Art.23	-	-	-	-	-	-	-	-	-	-	-	-	-	-	-	-	-	-	-	-	-	-	-	-	-	-	-	-	-	-				
05 02 08 99 1501 116		Compensation and buying-in - clementines - marketing year 07/08 and earlier - R.2200/96, Art.23	-	-	-	-	-	-	-	-	-	-	-	-	-	-	-	-	-	-	-	-	-	-	-	-	-	-	-	-	-	-				
05 02 08 99 1501 117		Compensation and buying-in - satsumas - marketing year 07/08 and earlier - R.2200/96, Art.23	-	-	-	-	-	-	-	-	-	-	-	-	-	-	-	-	-	-	-	-	-	-	-	-	-	-	-	-	-	-	-			
05 02 08 99 1501 118		Compensation and buying-in - tomatoes - marketing year 07/08 and earlier - R.2200/96, Art.23	-	-	-	-	-	-	-	-	-	-	-	-	-	-	-	-	-	-	-	-	-	-	-	-	-	-	-	-	-	-	-			
05 02 08 99 1501 119		Compensation and buying-in - cauliflowers - marketing year 07/08 and earlier - R.2200/96, Art.23	-	-	-	-	-	-	-	-	-	-	-	-	-	-	-	-	-	-	-	-	-	-	-	-	-	-	-	-	-	-	-	-		
05 02 08 99 1501 120		Compensation and buying-in - Aubergines - marketing year 07/08 and earlier - R.2200/96, Art.23	-	-	-	-	-	-	-	-	-	-	-	-	-	-	-	-	-	-	-	-	-	-	-	-	-	-	-	-	-	-	-	-		
05 02 08 99 1501 121		Compensation and buying-in - others - marketing year 07/08 and earlier - R.2200/96, Art.23	-	-	-	-	-	-	-	-	-	-	-	-	-	-	-	-	-	-	-	-	-	-	-	-	-	-	-	-	-	-	-	-		
05 02 08 99 1501 122		Compensation and buying-in - melon - marketing year 07/08 and earlier - R.2200/96, Art.23	-	-	-	-	-	-	-	-	-	-	-	-	-	-	-	-	-	-	-	-	-	-	-	-	-	-	-	-	-	-	-	-		
05 02 08 99 1501 123		Compensation and buying-in - watermelon - marketing year 07/08 and earlier - R.2200/96, Art.23	-	-	-	-	-	-	-	-	-	-	-	-	-	-	-	-	-	-	-	-	-	-	-	-	-	-	-	-	-	-	-	-	-	
05 02 08 99 1511 056		Aid - tomatoes to be processed - marketing year 07/08 and earlier - R.2201/96, Art.4	-	-	-	-	-	-	-	-	-	-	-	-	-	-	-	-	-	-	-	-	-	-	-	-	-	-	-	-	-	-	-	-	-	
05 02 08 99 1511 057		Aid - tomatoes to be processed - marketing year 07/08 - R.104/07, Art.2 - BG, RO	-	-	-	-	-	-	-	-	-	-	-	-	-	-	-	-	-	-	-	-	-	-	-	-	-	-	-	-	-	-	-	-	-	
05 02 08 99 1512 023		Production aid - fruit based products - peaches - marketing year 07/08 and earlier - R.2201/96, Art.5	-	-	-	-	-	-	-	-	-	-	-	-	-	-	-	-	-	-	-	-	-	-	-	-	-	-	-	-	-	-	-	-	-	
05 02 08 99 1512 024		Production aid - fruit based products - prunes - marketing year 07/08 and earlier - R.2201/96, Art.5	-	-	-	-	-	-	-	-	-	-	-	-	-	-	-	-	-	-	-	-	-	-	-	-	-	-	-	-	-	-	-	-	-	
05 02 08 99 1512 025		Production aid - fruit based products - pears - marketing year 07/08 and earlier - R.2201/96, Art.5	-	-	-	-	-	-	-	-	-	-	-	-	-	-	-	-	-	-	-	-	-	-	-	-	-	-	-	-	-	-	-	-	-	
05 02 08 99 1512 026		Production aid - fruit based products - figs - marketing year 07/08 and earlier - R.2201/96, Art.5	-	-	-	-	-	-	-	-	-	-	-	-	-	-	-	-	-	-	-	-	-	-	-	-	-	-	-	-	-	-	-	-	-	
05 02 08 99 1512 039		Storage aids - figs - Art.9(4), R.2201/96 - marketing year 07/08 and earlier	-	-	-	-	-	-	-	-	-	-	-	-	-	-	-	-	-	-	-	-	-	-	-	-	-	-	-	-	-	-	-	-	-	
05 02 08 99 1512 040		Compensation aid - losses on sales - figs - Art.9(5), R.2201/96 - marketing year 07/08 and earlier	-	-	-	-	-	-	-	-	-	-	-	-	-	-	-	-	-	-	-	-	-	-	-	-	-	-	-	-	-	-	-	-	-	
05 02 08 99 1512 050		Production aid - fruit based products - peaches - marketing year 07/08 and earlier - R.679/07, Art.2 - BG, RO	-	-	-	-	-	-	-	-	-	-	-	-	-	-	-	-	-	-	-	-	-	-	-	-	-	-	-	-	-	-	-	-	-	
05 02 08 99 1513 028		Storage aids - dried grapes - marketing year 07/08 and earlier - R.2201/96, Art.9	-	-	-	-	-	-	-	-	-	-	-	-	-	-	-	-	-	-	-	-	-	-	-	-	-	-	-	-	-	-	-	-	-	
05 02 08 99 1513 045		Compensation aid - storage - losses on sales - dried grapes - marketing year 07/08 and earlier - R.2201/96, Art.9	-	-	-	-	-	-	-	-	-	-	-	-	-	-	-	-	-	-	-	-	-	-	-	-	-	-	-	-	-	-	-	-	-	
05 02 08 99 3140 001		Sorting and packing costs - free distribution - apples & pears - R.2200/96, Art.30(6) - marketing year 07/08 and earlier	-	-	-	-	-	-	-	-	-	-	-	-	-	-	-	-	-	-	-	-	-	-	-	-	-	-	-	-	-	-	-	-	-	-
05 02 08 99 3140 002		Sorting and packing costs - free distribution - citrus fruits - R.2200/96, Art.30(6) - marketing year 07/08 and earlier	-	-	-	-	-	-	-	-	-	-	-	-	-	-	-	-	-	-	-	-	-	-	-	-	-	-	-	-	-	-	-	-	-	-
05 02 08 99 3140 003		Sorting and packing costs - free distribution - other products - R.2200/96, Art.23(3) - marketing year 07/08 and earlier	-	-	-	-	-	-	-	-	-	-	-	-	-	-	-	-	-	-	-	-	-	-	-	-	-	-	-	-	-	-	-	-	-	-
05 02 08 99 3140 010		Transport costs - free distribution - apples & pears - R.2200/96, Art.30(6) - marketing year 07/08 and earlier	-	-	-	-	-	-	-	-	-	-	-	-	-	-	-	-	-	-	-	-	-	-	-	-	-	-	-	-	-	-	-	-	-	-
05 02 08 99 3140 011		Transport costs - free distribution - citrus fruits - R.2200/96, Art.30(6) - marketing year 07/08 and earlier	-	-	-	-	-	-	-	-	-	-	-	-	-	-	-	-	-	-	-	-	-	-	-	-	-	-	-	-	-	-	-	-	-	-
05 02 08 99 3140 012		Transport costs - free distribution - other products - R.2200/96, Art.23(3) - marketing year 07/08 and earlier	-	-	-	-	-	-	-	-	-	-	-	-	-	-	-	-	-	-	-	-	-	-	-	-	-	-	-	-	-	-	-	-	-	-
05 02 08 99	C1	Other measures (fruit and vegetables)	-	0.0	-	-	-0.0	-	-	0.1	0.8	-	0.3	-	-	-	-	-	-	-	0.1	0.0	-	-	-	-	-	-	-	-	-	-	-	-	-	1.309

In EUR million

DIRECTORATE-GENERAL FOR AGRICULTURE AND RURAL DEVELOPMENT
Directorate 1. Management of resources.
1.1. Budget management
EAGF - 2012 FINANCIAL REPORT

EAGF - EUROPEAN AGRICULTURAL GUARANTEE FUND

ANNEX 33

EXPENDITURE CHARGED AGAINST THE 2012 BUDGET
 DETAILS by SUB-ITEM and by MEMBER STATE

Budget Line	Fund source	Item	BE	BG	CZ	DK	DE	EE	IE	EL	ES	FR	IT	CY	LV	LT	LU	HU	MT	NL	AT	PL	PT	RO	SI	SK	FI	SE	UK	CE	TOTAL			
05 02 10 01 3800 506 C1		Measures within the Union - R.501/08 - decision C(11)4611 - programme 1 - BE, BG, DE, EL, FR, IT, LV, NL, AT, PL, PT, RO, SK, UK	0.2	0.2	-	-	0.1	-	-	-	-	0.5	0.4	-	0.1	-	-	-	-	0.0	0.1	0.2	0.1	0.0	-	-	-	-	-	0.4	-	2.228		
05 02 10 01 3800 507 C1		Measures within the Union - R.501/08 - decision C(11)4611 - programme 2 - DE, ES, IT, LV, NL, PL	-	-	-	-	0.1	-	-	-	0.2	-	0.3	-	0.1	-	-	-	-	0.1	-	0.1	-	-	-	-	-	-	-	-	-	0.944		
05 02 10 01 3800 508 C1		Measures within the Union - R.501/08 - decision C(11)4611 - programme 3 - DE, ES, PL	-	-	-	-	0.3	-	-	-	0.1	-	-	-	-	-	-	-	-	-	-	0.4	-	-	-	-	-	-	-	-	-	0.757		
05 02 10 01 3800 509 C1		Measures within the Union - fruits & vegetables - R.501/08, R.688/11 - decision C(11)8145 - programme 1 - BE, BG, DE, ES, FR, IT, NL, AT, UK	0.1	-	-	-	0.2	-	-	-	-	0.1	0.2	-	-	-	-	-	-	0.2	0.0	-	-	-	-	-	-	-	-	-	0.0	-	0.802	
05 02 10 01 3800 510 C1		Measures within the Union - fruits & vegetables - R.501/08, R.688/11 - decision C(11)8145 - programme 2 - ES, IT	-	-	-	-	-	-	-	-	0.2	-	0.1	-	-	-	-	-	-	-	-	-	-	-	-	-	-	-	-	-	-	0.261		
05 02 10 01 3800 511		Measures within the Union - R.501/08 - decision C(12)4334 - multinat. contract - programme 1 - BE, NL	-	-	-	-	-	-	-	-	-	-	-	-	-	-	-	-	-	-	-	-	-	-	-	-	-	-	-	-	-	-		
05 02 10 01 3800 512		Measures within the Union - R.501/08 - decision C(12)4334 - multinat. contract - programme 2 - FR, IT	-	-	-	-	-	-	-	-	-	-	-	-	-	-	-	-	-	-	-	-	-	-	-	-	-	-	-	-	-	-	-	
05 02 10 01 3800 513		Measures within the Union - R.501/08 - decision C(12)4334 - multinat. contract - programme 3 - EL, RO	-	-	-	-	-	-	-	-	-	-	-	-	-	-	-	-	-	-	-	-	-	-	-	-	-	-	-	-	-	-	-	
05 02 10 01 3800 514		Measures within the Union - R.501/08 - decision C(12)4334 - programme 1 - CZ, EE, EL, ES, LT, AT, PL, PT, UK	-	-	-	-	-	-	-	-	-	-	-	-	-	-	-	-	-	-	-	-	-	-	-	-	-	-	-	-	-	-	-	
05 02 10 01 3800 515		Measures within the Union - R.501/08 - decision C(12)4334 - programme 2 - CZ, EL, AT, PL	-	-	-	-	-	-	-	-	-	-	-	-	-	-	-	-	-	-	-	-	-	-	-	-	-	-	-	-	-	-	-	-
05 02 10 01 3800 516		Measures within the Union - R.501/08 - decision C(12)4334 - programme 3 - EL	-	-	-	-	-	-	-	-	-	-	-	-	-	-	-	-	-	-	-	-	-	-	-	-	-	-	-	-	-	-	-	-
05 02 10 01 3801 040 C1		Third countries - R.1346/05 - decision C(05)4082 - CY - programme 1	-	-	-	-	-	-	-	-	-	-	-	0.0	-	-	-	-	-	-	-	-	-	-	-	-	-	-	-	-	-	-	0.009	
05 02 10 01 3801 418		Third countries - R.1346/05 - decision C(06)5987 - programme 1 - NL	-	-	-	-	-	-	-	-	-	-	-	-	-	-	-	-	-	-	-	-	-	-	-	-	-	-	-	-	-	-	-	-
05 02 10 01 3801 421 C1		Third countries - R.1346/05 - decision C(07)5911 - multinat. contract - programme 1 - DK, FR	-	-	-	-	-	-	-	-	-	0.0	-	-	-	-	-	-	-	-	-	-	-	-	-	-	-	-	-	-	-	-	0.032	
05 02 10 01 3801 422 C1		Third countries - R.1346/05 - decision C(07)5911 - multinat. contract - programme 2 - IT, PT	-	-	-	-	-	-	-	-	-	-	-	-	-	-	-	-	-	-	-	-	-	-	-	-	-	-	-	-	-	-	-	-
05 02 10 01 3801 423 C1		Third countries - R.1346/05 - decision C(07)5911 - multinat. contract - programme 1 - IT, PT	-	-	-	-	-	-	-	-	-	-	-	-	-	-	-	-	-	-	-	-	-	0.1	-	-	-	-	-	-	-	-	-	0.086
05 02 10 01 3801 424		Third countries - R.1346/05 - decision C(07)5911 - programme 2 - EL, IT	-	-	-	-	-	-	-	-	-	-	-	-	-	-	-	-	-	-	-	-	-	-	-	-	-	-	-	-	-	-	-	
05 02 10 01 3801 425		Third countries - R.1346/05 - decision C(07)5911 - programme 3 - IT	-	-	-	-	-	-	-	-	-	-	-	-	-	-	-	-	-	-	-	-	-	-	-	-	-	-	-	-	-	-	-	-
05 02 10 01 3801 426		Third countries - R.1346/05 - decision C(07)5911 - programme 4 - IT	-	-	-	-	-	-	-	-	-	-	-	-	-	-	-	-	-	-	-	-	-	-	-	-	-	-	-	-	-	-	-	-
05 02 10 01 3801 429		Third countries - R.1346/05 - decision C(07)5911 - programme 7 - IT	-	-	-	-	-	-	-	-	-	-	-	-	-	-	-	-	-	-	-	-	-	-	-	-	-	-	-	-	-	-	-	-
05 02 10 01 3801 430 C1		Third countries - R.501/2008 - decision C(2006)8233 - multinat. contract - programme 1 - BG, CY	-	-	0.3	-	-	-	-	-	-	-	-	-	-	-	-	-	-	-	-	-	-	-	-	-	-	-	-	-	-	-	0.254	
05 02 10 01 3801 432 C1		Third countries - R.501/2008 - decision C(2006)8233 - multinat. contract - programme 3 - FR, IT	-	-	-	-	-	-	-	-	-	0.5	0.2	-	-	-	-	-	-	-	-	-	-	-	-	-	-	-	-	-	-	-	0.720	
05 02 10 01 3801 433 C1		Third countries - R.501/2008 - decision C(2006)8233 - programme 1 - IE, IT	-	-	-	-	-	-	0.0	-	-	-	0.5	-	-	-	-	-	-	-	-	-	-	-	-	-	-	-	-	-	-	-	0.564	
05 02 10 01 3801 434 C1		Third countries - R.501/2008 - decision C(2006)8233 - programme 2 - EL, IT	-	-	-	-	-	-	-	0.4	-	-	0.3	-	-	-	-	-	-	-	-	-	-	-	-	-	-	-	-	-	-	-	0.686	
05 02 10 01 3801 435 C1		Third countries - R.501/2008 - decision C(2006)8233 - programme 3 - EL	-	-	-	-	-	-	-	0.4	-	-	-	-	-	-	-	-	-	-	-	-	-	-	-	-	-	-	-	-	-	-	0.408	
05 02 10 01 3801 436 C1		Third countries - R.501/2008 - decision C(2006)9404 - multinat. contract - programme 1 - EL, RO	-	-	-	-	-	-	-	0.4	-	-	-	-	-	-	-	-	-	-	-	-	-	0.0	-	-	-	-	-	-	-	-	0.424	
05 02 10 01 3801 437 C1		Third countries - R.501/2008 - decision C(2006)9404 - programme 1 - EL, FR, IT, LT, PL, PT	-	-	-	-	-	-	-	0.7	-	0.4	0.3	-	-	0.3	-	-	-	-	-	0.6	0.5	-	-	-	-	-	-	-	-	-	2.831	
05 02 10 01 3801 438 C1		Third countries - R.501/2008 - decision C(2006)9404 - programme 2 - EL, IT	-	-	-	-	-	-	-	0.1	-	-	0.3	-	-	-	-	-	-	-	-	-	-	-	-	-	-	-	-	-	-	-	0.460	

In EUR million

DIRECTORATE-GENERAL FOR AGRICULTURE AND RURAL DEVELOPMENT
Directorate I. Management of resources.
I.1. Budget management
EAGF - 2012 FINANCIAL REPORT

EAGF - EUROPEAN AGRICULTURAL GUARANTEE FUND

ANNEX 33

EXPENDITURE CHARGED AGAINST THE 2012 BUDGET
 DETAILS by SUB-ITEM and by MEMBER STATE

Budget Line	Fund source	Item	BE	BG	CZ	DK	DE	EE	IE	EL	ES	FR	IT	CY	LV	LT	LU	HU	MT	NL	AT	PL	PT	RO	SI	SK	FI	SE	UK	CE	TOTAL	
05 02 10 01 3801 439	C1	Third countries - R.501/2008 - decision C(2009)9404 - programme 3 - IT	-	-	-	-	-	-	-	-	-	-	0.2	-	-	-	-	-	-	-	-	-	-	-	-	-	-	-	-	-	0.150	
05 02 10 01 3801 440	C1	Third countries - R.501/2008 - decision C(2010)8717 - programme 1 - IT, PL, PT	-	-	-	-	-	-	-	-	-	-	0.6	-	-	-	-	-	-	-	1.2	-	-	-	-	-	-	-	-	-	1.784	
05 02 10 01 3801 441	C1	Third countries - R.501/2008 - decision C(2010)8717 - programme 2 - EL, IT	-	-	-	-	-	-	-	0.4	-	-	0.6	-	-	-	-	-	-	-	-	-	-	-	-	-	-	-	-	-	0.925	
05 02 10 01 3801 442	C1	Third countries - R.501/2008 - decision C(2010)8717 - programme 3 - IT	-	-	-	-	-	-	-	-	-	-	0.7	-	-	-	-	-	-	-	-	-	-	-	-	-	-	-	-	-	0.723	
05 02 10 01 3801 443		Third countries - fruits & vegetables - R.501/08, R.688/11 - decision C(1)8145 - programme 1 - EL, RO	-	-	-	-	-	-	-	-	-	-	-	-	-	-	-	-	-	-	-	-	-	-	-	-	-	-	-	-	-	
05 02 10 01 3801 444	C1	Third countries - fruits & vegetables - R.501/08, R.688/11 - decision C(1)8145 - programme 2 - EL	-	-	-	-	-	-	-	0.1	-	-	-	-	-	-	-	-	-	-	-	-	-	-	-	-	-	-	-	-	0.135	
05 02 10 01 3801 445	C1	Third countries - R.501/08 - decision C(1)8761 - multinat. contract - programme 1 - BG, RO	-	-	-	-	-	-	-	-	-	-	-	-	-	-	-	-	-	-	-	-	-	0.0	-	-	-	-	-	-	0.000	
05 02 10 01 3801 446	C1	Third countries - R.501/08 - decision C(1)8761 - multinat. contract - programme 2 - FR, IT	-	-	-	-	-	-	-	-	-	0.1	-	-	-	-	-	-	-	-	-	-	-	-	-	-	-	-	-	-	0.055	
05 02 10 01 3801 447	C1	Third countries - R.501/08 - decision C(1)8761 - programme 1 - BG, EL, ES, FR, IT, LT, PL, RO, SI	0.1	-	-	-	-	-	-	-	0.1	0.0	0.1	-	-	-	-	-	-	-	-	0.1	-	-	0.1	-	-	-	-	-	0.562	
05 02 10 01 3801 448	C1	Third countries - R.501/08 - decision C(1)8761 - programme 2 - BG, EL, IT, PL	0.0	-	-	-	-	-	-	0.3	-	-	0.3	-	-	-	-	-	-	-	-	0.1	-	-	-	-	-	-	-	-	0.726	
05 02 10 01 3801 449	C1	Third countries - R.501/08 - decision C(1)8761 - programme 3 - EL, IT	-	-	-	-	-	-	-	0.1	-	-	0.1	-	-	-	-	-	-	-	-	-	-	-	-	-	-	-	-	-	0.180	
05 02 10 01 3801 450		Third countries - R.501/08 - decision C(1)8761 - programme 4 - EL	-	-	-	-	-	-	-	-	-	-	-	-	-	-	-	-	-	-	-	-	-	-	-	-	-	-	-	-	-	
05 02 10 01 3801 451		Third countries - R.501/08 - decision C(1)8761 - programme 5 - EL	-	-	-	-	-	-	-	-	-	-	-	-	-	-	-	-	-	-	-	-	-	-	-	-	-	-	-	-	-	
05 02 10 01 3801 452		Third countries - R.501/08 - decision C(1)8761 - programme 6 - EL	-	-	-	-	-	-	-	-	-	-	-	-	-	-	-	-	-	-	-	-	-	-	-	-	-	-	-	-	-	
05 02 10 01 3801 453		Third countries - R.501/08 - decision C(12)4334 - multinat. contract - programme 4 - BG, EL	-	-	-	-	-	-	-	-	-	-	-	-	-	-	-	-	-	-	-	-	-	-	-	-	-	-	-	-	-	
05 02 10 01 3801 454		Third countries - R.501/08 - decision C(12)4334 - programme 1 - DK	-	-	-	-	-	-	-	-	-	-	-	-	-	-	-	-	-	-	-	-	-	-	-	-	-	-	-	-	-	
05 02 10 01 3801 455		Third countries - R.501/08 - decision C(12)4334 - programme 4 - EL	-	-	-	-	-	-	-	-	-	-	-	-	-	-	-	-	-	-	-	-	-	-	-	-	-	-	-	-	-	
05 02 10 01	C1	Promotion measures — Payments by Member States	1.4	1.2	0.2	0.4	1.2	-	0.8	4.2	4.1	9.6	8.9	0.0	0.4	0.4	0.1	-	0.1	3.3	2.3	3.3	2.0	0.0	0.3	0.1	0.3	0.1	2.7	-	47.380	
05 02 10 01	NA	Promotion measures — Payments by Member States	-	-	-	-	-	-	-	-	-	-	-	-	-	-	-	-	-	-	-	-	-	-	-	-	-	-	-	-	-	
05 02 10 01		Promotion measures — Payments by Member States	1.4	1.2	0.2	0.4	1.2	-	0.8	4.2	4.1	9.6	8.9	0.0	0.4	0.4	0.1	-	0.1	3.3	2.3	3.3	2.0	0.0	0.3	0.1	0.3	0.1	2.7	-	47.380	
05 02 10 02 3810 301	C1	Direct payments reserved for EAGF	-	-	-	-	-	-	-	-	-	-	-	-	-	-	-	-	-	-	-	-	-	-	-	-	-	-	-	-	1.326	
05 02 10 02	C1	Promotion measures — Direct payments by the Union	-	-	-	-	-	-	-	-	-	-	-	-	-	-	-	-	-	-	-	-	-	-	-	-	-	-	-	-	1.326	
05 02 10 99 0000 006	C1	Others	-	-	-	-	-	-	-	-	0.0	-0.0	-	-	-	-	-	-	-	-	-	-	0.0	-	-	-	-	-	-	-	0.007	
05 02 10 99 0000 006	NA	Others	-	-	-	-	-	-	-	-	-	-	-	-	-	-	-	-	-	-	-	-	-	-	-	-	-	-	-	-	0.007	
05 02 10 99	C1	Other measures (promotion)	-	-	-	-	-	-	-	0.0	-0.0	-	-	-	-	-	-	-	-	-	-	-	0.0	-	-	-	-	-	-	-	0.007	
05 02 10 99	NA	Other measures (promotion)	-	-	-	-	-	-	-	-	-	-	-	-	-	-	-	-	-	-	-	-	-	-	-	-	-	-	-	-	0.007	
05 02 10 99		Other measures (promotion)	-	-	-	-	-	-	-	-	-	-	-	-	-	-	-	-	-	-	-	-	0.0	-	-	-	-	-	-	-	0.007	
05 02 10	C1	Promotion	1.4	1.2	0.2	0.4	1.2	-	0.8	4.2	4.1	9.6	8.9	0.0	0.4	0.4	0.1	-	0.1	3.3	2.3	3.3	2.0	0.0	0.3	0.1	0.3	0.1	2.7	1.3	48.713	
05 02 10	NA	Promotion	-	-	-	-	-	-	-	-	-	-	-	-	-	-	-	-	-	-	-	-	-	-	-	-	-	-	-	-	-	
05 02 10		Promotion	1.4	1.2	0.2	0.4	1.2	-	0.8	4.2	4.1	9.6	8.9	0.0	0.4	0.4	0.1	-	0.1	3.3	2.3	3.3	2.0	0.0	0.3	0.1	0.3	0.1	2.7	1.3	48.713	
05 02 11 01 1300 044	C1	Production aid - dried fodder - R.1234/07, Art.87 - 88 - marketing year 09/10 and earlier	-	-	-	-	-	-	-	-	-	-	-0.0	-	-	-	-	-	-	-0.0	-	-	-	-	-	-	-	-	-	-	-	0.004
05 02 11 01 1300 045	C1	Production aid - dried fodder - R.1234/07, Art.87 - advances - marketing year 10/11	-	-	-	-	-	-	-	-	-	-	-	-	-	-	-	-	-	-	-	-	-	-	-	-	-	-	-	-	0.000	
05 02 11 01 1300 046	C1	Production aid - dried fodder - R.1234/07, Art.87 - advances - marketing year 10/11	-	-	-	-	-	-	-	-	-	-	-	-	-	-	-	-	-	-	-	-	-	-	-	-	-	-	-	-	0.000	
05 02 11 01 1300 047	C1	Production aid - dried fodder - R.1234/07, Art.87 - balance - marketing year 10/11	-	-	0.5	1.4	3.0	-	-	-0.0	20.2	12.0	22.3	-	-	-	-	-	0.4	-1.3	0.0	0.0	0.0	-	-	0.1	0.2	0.9	-	-	59.748	
05 02 11 01 1300 047	C1	Production aid - dried fodder - R.1234/07, Art.87 - advances - marketing year 11/12	-	-	-	-	-	-	-	-	-	-	-	-	-	-	-	-	-	-	-	-	-	-	-	-	-	-	-	-	-	
05 02 11 01 1300 047	NA	Production aid - dried fodder - R.1234/07, Art.87 - advances - marketing year 11/12	-	-	-	-	-	-	-	-	-	-	-	-	-	-	-	-	-	-	-	-	-	-	-	-	-	-	-	-	-	-

In EUR million

DIRECTORATE-GENERAL FOR AGRICULTURE AND RURAL DEVELOPMENT
Directorate I. Management of resources.
I.1. Budget management
EAGF - 2012 FINANCIAL REPORT

EAGF - EUROPEAN AGRICULTURAL GUARANTEE FUND

ANNEX 33

EXPENDITURE CHARGED AGAINST THE 2012 BUDGET
DETAILS by SUB-ITEM and by MEMBER STATE

Budget Line	Fund source	Item	BE	BG	CZ	DK	DE	EE	IE	EL	ES	FR	IT	CY	LV	LT	LU	HU	MT	NL	AT	PL	PT	RO	SI	SK	FI	SE	UK	CE	TOTAL				
05 02 11 04 3211 141		Poseima - livestock products - aid, private storage - cheese - Azores - R.247/06, title III - calendar year 2008 and earlier - PT	-	-	-	-	-	-	-	-	-	-	-	-	-	-	-	-	-	-	-	-	-	-	-	-	-	-	-	-	-	-			
05 02 11 04 3211 142		Poseima - livestock products - aid for marketing quality products - Azores - R.247/06, title III - calendar year 2008 and earlier - PT	-	-	-	-	-	-	-	-	-	-	-	-	-	-	-	-	-	-	-	-	-	-	-	-	-	-	-	-	-	-			
05 02 11 04 3211 143 C1		Poseima - livestock products - other payments - Azores - R.247/06, title III - calendar year 2008 and earlier - PT	-	-	-	-	-	-	-	-	-	-	-	-	-	-	-	-	-	-	-	-	-	-	-	-	-	-	-	-	-	-	-		
05 02 11 04 3211 150		Poseima - livestock products - import aid - animal reproducers - Madeira - R.247/06, title III - calendar year 2009 and earlier - PT	-	-	-	-	-	-	-	-	-	-	-	-	-	-	-	-	-	-	-	-	-	-	-	-	-	-	-	-	-	-	-		
05 02 11 04 3211 151		Poseima - technical assistance - Madeira - R.247/06 - calendar year 2009 and earlier - PT	-	-	-	-	-	-	-	-	-	-	-	-	-	-	-	-	-	-	-	-	-	-	-	-	-	-	-	-	-	-	-	-	
05 02 11 04 3211 165		Poseima - livestock products - import aid - animal reproducers - Azores - R.247/06, title III - calendar year 2009 and earlier - PT	-	-	-	-	-	-	-	-	-	-	-	-	-	-	-	-	-	-	-	-	-	-	-	-	-	-	-	-	-	-	-	-	
05 02 11 04 3211 166		Poseima - financing of studies - demonstration projects - training - technical assistance - Azores - R.247/06, title III - calendar year 2009 and earlier - PT	-	-	-	-	-	-	-	-	-	-	-	-	-	-	-	-	-	-	-	-	-	-	-	-	-	-	-	-	-	-	-	-	-
05 02 11 04 3220 110		Poseican - supply arrangements - plant products - cereals - R.247/06, title II - calendar year 2009 and earlier - ES	-	-	-	-	-	-	-	-	-	-	-	-	-	-	-	-	-	-	-	-	-	-	-	-	-	-	-	-	-	-	-	-	-
05 02 11 04 3220 111		Poseican - supply arrangements - plant products - sugar - R.247/06, title II - calendar year 2009 and earlier - ES	-	-	-	-	-	-	-	-	-	-	-	-	-	-	-	-	-	-	-	-	-	-	-	-	-	-	-	-	-	-	-	-	-
05 02 11 04 3220 112		Poseican - supply arrangements - plant products - processed products - R.247/06, title II - calendar year 2009 and earlier - ES	-	-	-	-	-	-	-	-	-	-	-	-	-	-	-	-	-	-	-	-	-	-	-	-	-	-	-	-	-	-	-	-	-
05 02 11 04 3220 113		Poseican - supply arrangements - plant products - others - R.247/06, title II - calendar year 2009 and earlier - ES	-	-	-	-	-	-	-	-	-	-	-	-	-	-	-	-	-	-	-	-	-	-	-	-	-	-	-	-	-	-	-	-	-
05 02 11 04 3220 114		Poseican - supply arrangements - livestock products - milk products - R.247/06, title II - calendar year 2009 and earlier - ES	-	-	-	-	-	-	-	-	-	-	-	-	-	-	-	-	-	-	-	-	-	-	-	-	-	-	-	-	-	-	-	-	-
05 02 11 04 3220 115		Poseican - supply arrangements - livestock products - beef/veal - R.247/06, title II - calendar year 2009 and earlier - ES	-	-	-	-	-	-	-	-	-	-	-	-	-	-	-	-	-	-	-	-	-	-	-	-	-	-	-	-	-	-	-	-	-
05 02 11 04 3220 116		Poseican - supply arrangements - livestock products - pigmeat - R.247/06, title II - calendar year 2009 and earlier - ES	-	-	-	-	-	-	-	-	-	-	-	-	-	-	-	-	-	-	-	-	-	-	-	-	-	-	-	-	-	-	-	-	-
05 02 11 04 3220 117		Poseican - supply arrangements - livestock products - poultry meat - R.247/06, title II - calendar year 2009 and earlier - ES	-	-	-	-	-	-	-	-	-	-	-	-	-	-	-	-	-	-	-	-	-	-	-	-	-	-	-	-	-	-	-	-	-
05 02 11 04 3220 118		Poseican - supply arrangements - livestock products - others - R.247/06, title II - calendar year 2009 and earlier - ES	-	-	-	-	-	-	-	-	-	-	-	-	-	-	-	-	-	-	-	-	-	-	-	-	-	-	-	-	-	-	-	-	-
05 02 11 04 3221 080		Poseican - plant products - marketing outside the production region - tomatoes - R.247/06, title III - calendar year 2008 and earlier - ES	-	-	-	-	-	-	-	-	-	-	-	-	-	-	-	-	-	-	-	-	-	-	-	-	-	-	-	-	-	-	-	-	-
05 02 11 04 3221 081		Poseican - plant products - marketing outside the production region - other products - R.247/06, title III - calendar year 2008 and earlier - ES	-	-	-	-	-	-	-	-	-	-	-	-	-	-	-	-	-	-	-	-	-	-	-	-	-	-	-	-	-	-	-	-	-
05 02 11 04 3221 082		Poseican - plant products - quality wine produced in specified regions - R.247/06, title III - calendar year 2008 and earlier - ES	-	-	-	-	-	-	-	-	-	-	-	-	-	-	-	-	-	-	-	-	-	-	-	-	-	-	-	-	-	-	-	-	-
05 02 11 04 3221 083		Poseican - plant products - other payments - R.247/06, title III - calendar year 2008 and earlier - ES	-	-	-	-	-	-	-	-	-	-	-	-	-	-	-	-	-	-	-	-	-	-	-	-	-	-	-	-	-	-	-	-	-
05 02 11 04 3221 084		Poseican - livestock products - consumption aid - sheep and goat milk products - R.247/06, title III - calendar year 2008 and earlier - ES	-	-	-	-	-	-	-	-	-	-	-	-	-	-	-	-	-	-	-	-	-	-	-	-	-	-	-	-	-	-	-	-	-

In EUR million

ANNEX 33
 EXPENDITURE CHARGED AGAINST THE 2012 BUDGET
 DETAILS by SUB-ITEM and by MEMBER STATE

Budget Line	Fund source	Item	BE	BG	CZ	DK	DE	EE	IE	EL	ES	FR	IT	CY	LV	LT	LU	HU	MT	NL	AT	PL	PT	RO	SI	SK	FI	SE	UK	CE	TOTAL	
05 02 12 01 2000 015 C1		CN 0405 10, 0405 20 - refunds - butter - marketing year 09/10 - R.1234/07, Art.162(1)a)(v)	-	-	-	-	-	-	-	-	0.1	-	-	-	-	-	-	-	-	-	-	-	0.0	-	-	-	-	-	-	-	0.065	
05 02 12 01 2000 024 C1		CN 0405 90 - refunds - butter oil - marketing year 08/09 and earlier - R.1234/07, Art.162(1)a)(v)	-	-	-	-	-	-	-	-	0.1	0.0	-	-	-	-	-	-	-	-	-	-	-	-	-	-	-	-	-	-	0.094	
05 02 12 01 2000 025 C1		CN 0405 90 - refunds - butter oil - marketing year 09/10 - R.1234/07, Art.162(1)a)(v)	-	-	-	-	-	-	-	-	0.0	-	-	-	-	-	-	-	-	-	-	-	-	-	-	-	-	-	-	-	0.038	
05 02 12 01 2001 014 C1		Refunds - skimmed-milk powder - sugar - marketing year 08/09 and earlier - R.1255/99, Art.31	0.0	-	-	-	-	-	-	-	-	-	-	-	-	-	-	-	-	-	-	-	-	-	-	-	-	-	-	-	0.012	
05 02 12 01 2001 031 C1		Refunds - skimmed-milk powder - marketing year 08/09 - R.1234/07, Art.162(1)a)(v)	-	-	-	-	-	-	-	-	-	-	-	-	-	-	-	-	-	-	-	-	-	-	-	-	-	-	-	-	-0.033	
05 02 12 01 2001 032 C1		CN 0402 10 - refunds - skimmed-milk powder - marketing year 09/10 - R.1234/07, Art.162(1)a)(v)	-	-	-	-	-0.0	-	-	-	-0.1	-	-	-	-	-	-	-	-	-	-	-	-	-	-	-	-	-	-	-	-0.090	
05 02 12 01 2002 014 C1		CN 0406 - refunds - cheese - marketing year 08/09 and earlier - R.1234/07, Art.162(1)a)(v)	-	-	-	-	-0.0	-	0.0	-	0.0	0.0	0.0	0.0	0.0	0.0	0.0	0.0	0.0	0.0	0.0	0.0	0.0	0.0	0.0	0.0	0.0	0.0	0.0	0.0	0.073	
05 02 12 01 2002 015 C1		CN 0406 - refunds - cheese - marketing year 09/10 - R.1234/07, Art.162(1)a)(v)	0.0	-	-	-	-0.0	-	0.0	-	-0.0	0.0	0.0	0.0	0.0	0.0	0.0	0.0	0.0	0.0	0.0	0.0	0.0	0.0	0.0	0.0	0.0	0.0	0.0	0.0	0.008	
05 02 12 01 2003 013		Powder milk with a fat content exceeding 1.5% - sugar - marketing year 07/08 and earlier - R.1255/99, Art.31	-	-	-	-	-	-	-	-	-	-	-	-	-	-	-	-	-	-	-	-	-	-	-	-	-	-	-	-	-	
05 02 12 01 2003 023		Condensed milk - sugar - marketing year 07/08 and earlier - R.1255/99, Art.31	-	-	-	-	-	-	-	-	-	-	-	-	-	-	-	-	-	-	-	-	-	-	-	-	-	-	-	-	-	
05 02 12 01 2003 034 C1		Powder milk with a fat content exceeding 1.5% - sugar - marketing year 08/09 - R.1255/99, Art.31	0.0	-	-	-	-	-	-	-	-0.0	-	-	-	-	-	-	-	-	-	-	-	-	-	-	-	-	-	-	-	-	-0.008
05 02 12 01 2003 035		Condensed milk - sugar - marketing year 08/09 - R.1255/99, Art.31	-	-	-	-	-	-	-	-	-	-	-	-	-	-	-	-	-	-	-	-	-	-	-	-	-	-	-	-	-	-
05 02 12 01 2003 036 C1		Other products - sugar - marketing year 08/09 and earlier - R.1255/99, Art.31	-	-	-	-	-	-	-	-	-	-	-	-	-	-	-	-	-	-	-	-	-	-	-	-	-	-	-	-	-	0.001
05 02 12 01 2003 051 C1		CN 0402 21, 0402 29 - powder milk with a fat content exceeding 1.5% - marketing year 08/09 - R.1234/07, Art.162(1)a)(v)	-	-	-	-	-	0.0	-	-	0.1	-	-	-	-	0.0	-	-	-	-	-	-	-	-	-	-	-	-	-	-	0.085	
05 02 12 01 2003 052		CN 0402 91, 0402 99 - condensed milk - marketing year 08/09 - R.1234/07, Art.162(1)a)(v)	-	-	-	-	-	-	-	-	-	-	-	-	-	-	-	-	-	-	-	-	-	-	-	-	-	-	-	-	-	
05 02 12 01 2003 053 C1		CN 0401, 0403, 0404 - other products - marketing year 08/09 - R.1234/07, Art.162(1)a)(v)	-	-	-	-	-	-	-	-	0.0	-	-	-	-	-	-	-	-	-	-	-	-	-	-	-	-	-	-	-	-	0.003
05 02 12 01 2003 054 C1		CN 0402 21, 0402 29 - powder milk with a fat content exceeding 1.5% - marketing year 09/10 - R.1234/07, Art.162(1)a)(v)	-	-	-	-	-	-	-	-	-	-0.1	-	-	-	-	-	-	-	-	-	-	-	0.0	-	-	-	-	-	-	-	-0.102
05 02 12 01 2003 055 C1		CN 0402 91, 0402 99 - condensed milk - marketing year 09/10 - R.1234/07, Art.162(1)a)(v)	0.0	-	-	-	-	-	-	-	-	-	-	-	-	-	-	-	-	-	-	-	-	-	-	-	-	-	-	-	0.000	
05 02 12 01 2003 056 C1		CN 0401, 0403, 0404 - other products - marketing year 09/10 - R.1234/07, Art.162(1)a)(v)	0.0	-	-	-	-	-	-	-	0.0	-	-	0.0	-	-	-	-	-	-	-	-	-	-	-	-	-	-	-	-	-	0.038
05 02 12 01 2011 001 C1		Refunds for milk and milk products	0.0	-	-	-	-0.0	-	0.0	-	0.0	0.0	0.0	0.0	0.0	0.0	0.0	0.0	0.0	0.0	0.0	0.0	0.0	0.0	0.0	0.0	0.0	0.0	0.0	0.0	0.173	
05 02 12 02 2011 001 NA		Technical costs of public storage - R.1234/07, Art.10(1)f)	0.1	-	-	-	-0.1	0.0	0.1	-	-	-	-	-	-	-	-	-	-	-	-	-	-	-	-	-	-	-	-	-	0.591	
05 02 12 02 2011 001		Technical costs of public storage - R.1234/07, Art.10(1)f)	0.1	-	-	-	-0.1	0.0	0.1	-	-	-	-	-	-	-	-	-	-	-	-	-	-	-	-	-	-	-	-	-	-	
05 02 12 02 2012 001 C1		Financial costs of public storage - R.1234/07, Art.10(1)f)	0.1	-	-	-	-0.0	-	0.0	-	0.1	-	-	-	-	-	-	-	-	-	-	-	-	-	-	-	-	-	-	-	-	0.305
05 02 12 02 2012 001 NA		Financial costs of public storage - R.1234/07, Art.10(1)f)	-	-	-	-	-	-	-	-	-	-	-	-	-	-	-	-	-	-	-	-	-	-	-	-	-	-	-	-	-	
05 02 12 02 2012 001		Financial costs of public storage - R.1234/07, Art.10(1)f)	0.1	-	-	-	-0.0	-	0.0	-	0.1	-	-	-	-	-	-	-	-	-	-	-	-	-	-	-	-	-	-	-	-	0.305
05 02 12 02 2013 001 C1		Other public storage costs - R.1234/07, Art.10(1)f)	11.4	-	0.5	-	8.9	-0.2	11.5	-4.6	-17.1	-4.9	-20.9	-1.5	3.6	-3.1	-	-	-	5.3	-	-	-	-	-0.5	-0.8	0.3	21.8	-	-	-11.107	
05 02 12 02 2013 001 NA		Other public storage costs - R.1234/07, Art.10(1)f)	-	-	-	-	-	-	-	-	-	-	-	-	-	-	-	-	-	-	-	-	-	-	-	-	-	-	-	-	-	
05 02 12 02 2013 001		Other public storage costs - R.1234/07, Art.10(1)f)	11.4	-	0.5	-	8.9	-0.2	11.5	-4.6	-17.1	-4.9	-20.9	-1.5	3.6	-3.1	-	-	-	5.3	-	-	-	-	-0.5	-0.8	0.3	21.8	-	-	-11.107	
05 02 12 02 2014 001		Depreciation on purchase - R.1234/07, Art.10(1)f)	-	-	-	-	-	-	-	-	-	-	-	-	-	-	-	-	-	-	-	-	-	-	-	-	-	-	-	-	-	
05 02 12 02 2014 002		Complementary depreciation - R.1234/07, Art.10(1)f)	-	-	-	-	-	-	-	-	-	-	-	-	-	-	-	-	-	-	-	-	-	-	-	-	-	-	-	-	-	
05 02 12 02 2014 002		Intervention storage of skimmed-milk powder	11.5	-	0.5	-	9.0	-0.2	11.6	-4.6	-17.1	-4.8	-20.9	-1.5	3.7	-3.1	-	-	-	5.4	-	-	-	-	-0.5	-0.8	0.3	22.0	-	-	-10.212	
05 02 12 02		Intervention storage of skimmed-milk powder	-	-	-	-	-	-	-	-	-	-	-	-	-	-	-	-	-	-	-	-	-	-	-	-	-	-	-	-	-	
05 02 12 02		Intervention storage of skimmed-milk powder	11.5	-	0.5	-	9.0	-0.2	11.6	-4.6	-17.1	-4.8	-20.9	-1.5	3.7	-3.1	-	-	-	5.4	-	-	-	-	-0.5	-0.8	0.3	22.0	-	-	-10.212	

In EUR million

ANNEX 33
 EXPENDITURE CHARGED AGAINST THE 2012 BUDGET
 DETAILS by SUB-ITEM and by MEMBER STATE

Budget Line	Fund Source	Item	BE	BG	CZ	DK	DE	EE	IE	EL	ES	FR	IT	CY	LV	LT	LU	HU	MT	NL	AT	PL	PT	RO	SI	SK	FI	SE	UK	CE	TOTAL							
05 02 12 03 2020 001		Aid - skimmed-milk powder for use as animal nutrition - R.1234/07, Art.99 - marketing year 06/07 and earlier	-	-	-	-	-	-	-	-	-	-	-	-	-	-	-	-	-	-	-	-	-	-	-	-	-	-	-	-	-	-	-					
05 02 12 03 2024 001		Aid - skimmed milk processed into casein - R.1234/07, Art.100 - marketing year 06/07 and earlier	-	-	-	-	-	-	-	-	-	-	-	-	-	-	-	-	-	-	-	-	-	-	-	-	-	-	-	-	-	-	-	-				
05 02 12 03 2030 001		Aid for disposal of skimmed milk	-	-	-	-	-	-	-	-	-	-	-	-	-	-	-	-	-	-	-	-	-	-	-	-	-	-	-	-	-	-	-	-	-			
05 02 12 04 2030 001		Private storage costs - advances - R.1234/07, Art.289a(i)(i) - 2009 and earlier	-	-	-	-	-	-	-	-	-	-	-	-	-	-	-	-	-	-	-	-	-	-	-	-	-	-	-	-	-	-	-	-	-	-		
05 02 12 04 2030 002 C1		Private storage costs - balance - R.1234/07, Art.289a(i)(ii) - 2009 and earlier	-	-	-	-	-	-	-	-	-	0.0	-	-	-	-	-	-	-	-	-	-	-	-	-	-	-	-	-	-	-	-	-	-	-	0.002		
05 02 12 04 2030 003		Private storage costs - advances - R.1234/07, Art.289a(i)(i) - 2010	-	-	-	-	-	-	-	-	-	-	-	-	-	-	-	-	-	-	-	-	-	-	-	-	-	-	-	-	-	-	-	-	-	-0.005		
05 02 12 04 2030 004 C1		Private storage costs - balance - R.1234/07, Art.289a(i)(ii) - 2010	-	-	-	-	-	-	-	-	-	-	-	-	-	-	-	-	-	-	-	-	-	-	-	-	-	-	-	-	-	-	-	-	-	-0.005		
05 02 12 04 2030 005 C1		Private storage costs - advances - R.1234/07, Art.289a(i)(i) - 2011	-	-	-	-	0.0	0.1	0.6	-	-	-	-	-	-	-	-	-	-	-	-	-	-	-	-	-	-	-	-	-	-	-	-	-	-	0.730		
05 02 12 04 2030 006 C1		Private storage costs - balance - R.1234/07, Art.289a(i)(ii) - 2011	0.8	-	-	-	0.1	0.8	0.7	-	0.1	1.4	-	-	0.0	0.0	-	-	-	2.0	0.0	-	-	-	-	-	-	-	-	-	-	-	-	-	-	6.176		
05 02 12 04 2030 007 C1		Private storage costs - advances - R.1234/07, Art.289a(i)(i) - 2012	-	-	-	-	0.2	0.2	-	-	-	-	-	-	-	-	-	-	-	-	-	-	-	-	-	-	-	-	-	-	-	-	-	-	-	0.500		
05 02 12 04 2030 008 C1		Private storage costs - balance - R.1234/07, Art.289a(i)(ii) - 2012	0.0	-	-	-	-	0.1	-	-	0.2	-	-	-	-	-	-	-	-	0.1	-	-	-	-	-	-	-	-	-	-	-	-	-	-	-	0.417		
05 02 12 04 2031 001 C1		Technical costs of public storage - R.1234/07, Art.10(1)(e)	-	-	-	-	-	-	0.0	-	-	-	-	-	-	-	-	-	-	-	-	-	-	-	-	-	-	-	-	-	-	-	-	-	-	0.000		
05 02 12 04 2032 001 C1		Financial costs of public storage - R.1234/07, Art.10(1)(e)	-	-	-	-	-	-	-	-	-	-	-	-	-	-	-	-	-	-	-	-	-	-	-	-	-	-	-	-	-	-	-	-	-	0.000		
05 02 12 04 2033 001 C1		Other public storage costs - R.1234/07, Art.10(1)(e)	-	-	-	-	-	-	0.0	-	-	-	-	-	-	-	-	-	-	-	-	-	-	-	-	-	-	-	-	-	-	-	-	-	-	0.002		
05 02 12 04 2034 001		Depreciation on purchase - R.1234/07, Art.10(1)(e)	-	-	-	-	-	-	-	-	-	-	-	-	-	-	-	-	-	-	-	-	-	-	-	-	-	-	-	-	-	-	-	-	-	-		
05 02 12 04 2034 002		Complementary depreciation - R.1234/07, Art.10(1)(e)	-	-	-	-	-	-	-	-	-	-	-	-	-	-	-	-	-	-	-	-	-	-	-	-	-	-	-	-	-	-	-	-	-	-		
05 02 12 04 2040 001		Intervention storage of butter and cream	0.9	-	-	-	0.3	1.2	0.0	1.4	0.1	1.7	-	-	-	-	-	-	-	2.1	0.0	-	-	-	-	-	-	-	-	-	-	-	-	-	-	7.821		
05 02 12 05 2040 001		Butter for making pastries and other products - R.1234/07, Art.101b)(c) - marketing year 06/07 and earlier	-	-	-	-	-	-	-	-	-	-	-	-	-	-	-	-	-	-	-	-	-	-	-	-	-	-	-	-	-	-	-	-	-	-		
05 02 12 05 2040 002 C1		Butter for making ice cream - R.1234/07, Art.101b) - marketing year 06/07 and earlier	-	-	-	-	-	-	-	-	-	-	-	-	-	-	-	-	-	-	-	-	-	-	-	-	-	-	-	-	-	-	-	-	-	-		
05 02 12 05 2040 003 C1		Aid - non profit making institutions and organisations - R.1234/07, Art.101a) - marketing year 08/09 and earlier	-	-	-	-	-	-	-	-	0.0	-	-	-	-	-	-	-	-	-	-	-	-	-	-	-	-	-	-	-	-	-	-	-	-	-	0.002	
05 02 12 05 2040 003 NA		Aid - non profit making institutions and organisations - R.1234/07, Art.101a) - marketing year 08/09 and earlier	-	-	-	-	-	-	-	-	-	-	-	-	-	-	-	-	-	-	-	-	-	-	-	-	-	-	-	-	-	-	-	-	-	-	-	
05 02 12 05 2040 003		Aid - non profit making institutions and organisations - R.1234/07, Art.101a) - marketing year 08/09 and earlier	-	-	-	-	-	-	-	-	0.0	-	-	-	-	-	-	-	-	-	-	-	-	-	-	-	-	-	-	-	-	-	-	-	-	-	-	0.002
05 02 12 05 2040 004		Concentrated butter - R.1234/07, Art.101d) - marketing year 06/07 and earlier	-	-	-	-	-	-	-	-	-	-	-	-	-	-	-	-	-	-	-	-	-	-	-	-	-	-	-	-	-	-	-	-	-	-	-	
05 02 12 05 C1		Other measures relating to butterfat	-	-	-	-	-	-	-	-	0.0	-	-	-	-	-	-	-	-	-	-	-	-	-	-	-	-	-	-	-	-	-	-	-	-	-	0.002	
05 02 12 05 NA		Other measures relating to butterfat	-	-	-	-	-	-	-	-	0.0	-	-	-	-	-	-	-	-	-	-	-	-	-	-	-	-	-	-	-	-	-	-	-	-	-	0.002	
05 02 12 05 2050 002 C1		Private storage - parmigiano reggiano - R.1234/07, Art.28b) - 08/09 and earlier	-	-	-	-	-	-	-	-	-	-	-0.0	-	-	-	-	-	-	-	-	-	-	-	-	-	-	-	-	-	-	-	-	-	-	-	-0.001	
05 02 12 06 2050 003		Private storage - grana padano - R.1234/07, Art.28b) - 09/09 and earlier	-	-	-	-	-	-	-	-	-	-	-	-	-	-	-	-	-	-	-	-	-	-	-	-	-	-	-	-	-	-	-	-	-	-	-	
05 02 12 06 2050 004		Private storage - provolone - R.1234/07, Art.28b) - 09/09 and earlier	-	-	-	-	-	-	-	-	-	-	-	-	-	-	-	-	-	-	-	-	-	-	-	-	-	-	-	-	-	-	-	-	-	-	-	
05 02 12 06 2050 008		Private storage - pecorino romano - R.1255/99, Art.9; R.414/08 - 08/09 and earlier	-	-	-	-	-	-	-	-	-	-	-	-	-	-	-	-	-	-	-	-	-	-	-	-	-	-	-	-	-	-	-	-	-	-	-	
05 02 12 06 2050 009		Private storage - long-keeping cheeses - R.1255/99, Art.9; R.414/08 - 08/09 and earlier	-	-	-	-	-	-	-	-	-	-	-	-	-	-	-	-	-	-	-	-	-	-	-	-	-	-	-	-	-	-	-	-	-	-	-	
05 02 12 06 2050 010		Private storage - kefalogri/kasseri - R.1255/99, Art.9; R.414/08 - 08/09 and earlier	-	-	-	-	-	-	-	-	-	-	-	-	-	-	-	-	-	-	-	-	-	-	-	-	-	-	-	-	-	-	-	-	-	-	-	
05 02 12 06 C1		Intervention storage of cheese	-	-	-	-	-	-	-	-	-	-0.0	-	-	-	-	-	-	-	-	-	-	-	-	-	-	-	-	-	-	-	-	-	-	-	-	-0.001	
05 02 12 08 3120 011 C1		School milk - R.1255/99, Art.14 - 07/08 and earlier	-	-	-	-	-	-	-	-	-	-	-0.0	-	-	-	-	-	-	-	-	-	-	-	-	-	-	-	-	-	-	-	-	-	-	-	-0.331	

In EUR million

DIRECTORATE-GENERAL FOR AGRICULTURE AND RURAL DEVELOPMENT
 Directorate I. Management of resources.
 I.1. Budget management
 EAGF - 2012 FINANCIAL REPORT

EAGF - EUROPEAN AGRICULTURAL GUARANTEE FUND

ANNEX 33
EXPENDITURE CHARGED AGAINST THE 2012 BUDGET
DETAILS by SUB-ITEM and by MEMBER STATE

Budget Line	Fund	Item	BE	BG	CZ	DK	DE	EE	IE	EL	ES	FR	IT	CY	LV	LT	LU	HU	MT	NL	AT	PL	PT	RO	SI	SK	FI	SE	UK	CE	TOTAL		
05 02 12 08 3120 021	C1	School milk - cat.I - R.1234/07, Art.102; R.657/08, Annex I - 08/09	-	-	-	0.0	-	-	-	-	-	0.0	0.0	-	-	-	-	-	-	-	-	-	-	-	-	-	-	-	-	-	-	0.004	
05 02 12 08 3120 022	C1	School milk - cat.II - R.1234/07, Art.102; R.657/08, Annex I - 08/09	-	-	-	-	-	-	-	-	-	0.0	0.0	-	-	-	-	-	-	-	-	-	-	-	-	-	-	-	-	-	-	0.000	
05 02 12 08 3120 023	C1	School milk - cat.III - R.1234/07, Art.102; R.657/08, Annex I - 08/09	-	-	-	-	-	-	-	-	-	0.0	0.0	-	-	-	-	-	-	-	-	-	-	-	-	-	-	-	-	-	-	0.001	
05 02 12 08 3120 024	C1	School milk - cat.IV - R.1234/07, Art.102; R.657/08, Annex I - 08/09	-	-	-	-	-	-	-	-	-	0.0	0.0	-	-	-	-	-	-	-	-	-	-	-	-	-	-	-	-	-	-	0.002	
05 02 12 08 3120 025	C1	School milk - cat.V - R.1234/07, Art.102; R.657/08, Annex I - 08/09	-	-	-	0.0	-	-	-	-	-	0.0	0.0	-	-	-	-	-	-	-	-	-	-	-	-	-	-	-	-	-	-	0.007	
05 02 12 08 3120 026	C1	School milk - cat.I - R.1234/07, Art.102; R.657/08, Annex I - 09/10	-	-	-	-	-	-	-	-	-	0.0	0.0	-	-	-	-	-	-	-	-	-	0.5	-	-	-	-	-	-	-	-	0.491	
05 02 12 08 3120 027	C1	School milk - cat.II - R.1234/07, Art.102; R.657/08, Annex I - 09/10	-	-	-	-	-	-	-	-	-	0.0	0.0	-	-	-	-	-	-	-	-	-	-	-	-	-	-	-	-	-	-	0.001	
05 02 12 08 3120 028	C1	School milk - cat.III - R.1234/07, Art.102; R.657/08, Annex I - 09/10	-	-	-	-	-	-	-	-	-	0.0	0.0	-	-	-	-	-	-	-	-	-	-	-	-	-	-	-	-	-	-	0.008	
05 02 12 08 3120 029	C1	School milk - cat.IV - R.1234/07, Art.102; R.657/08, Annex I - 09/10	-	-	-	-	-	-	-	-	-	0.0	0.0	-	-	-	-	-	-	-	-	-	-	-	-	-	-	-	-	-	-	0.011	
05 02 12 08 3120 030	C1	School milk - cat.V - R.1234/07, Art.102; R.657/08, Annex I - 09/10	-	-	-	-	-	-	-	-	-	0.0	0.0	-	-	-	-	-	-	-	-	-	-	-	-	-	-	-	-	-	-	0.021	
05 02 12 08 3120 031	C1	School milk - cat.I - R.1234/07, Art.102; R.657/08, Annex I - 10/11	0.0	-	0.1	0.0	0.1	0.0	0.0	-	0.1	1.6	0.1	0.0	0.0	0.0	0.0	0.1	-	0.1	0.2	0.8	2.1	4.3	-	0.2	0.1	2.4	0.8	-	-	13.205	
05 02 12 08 3120 032	C1	School milk - cat.II - R.1234/07, Art.102; R.657/08, Annex I - 10/11	0.0	-	0.0	-	-	-	-	-	-	0.0	0.0	0.1	-	-	-	-	-	0.0	0.0	0.0	-	-	-	-	-	-	-	-	-	0.137	
05 02 12 08 3120 033	C1	School milk - cat.III - R.1234/07, Art.102; R.657/08, Annex I - 10/11	0.0	-	0.0	0.0	-	-	-	-	-	0.0	1.3	0.3	-	-	-	-	-	-	-	-	0.0	-	0.2	-	-	-	-	-	-	1.800	
05 02 12 08 3120 034	C1	School milk - cat.IV - R.1234/07, Art.102; R.657/08, Annex I - 10/11	-	-	-	-	-	-	-	-	-	0.0	0.6	-	-	-	-	-	-	-	-	-	-	-	-	-	-	-	-	-	-	0.615	
05 02 12 08 3120 035	C1	School milk - cat.V - R.1234/07, Art.102; R.657/08, Annex I - 10/11	-	-	-	0.0	0.0	-	-	-	-	4.1	0.3	0.0	-	-	-	-	-	-	-	-	0.0	-	-	-	-	-	-	-	-	4.889	
05 02 12 08 3120 036	C1	School milk - cat.I - R.1234/07, Art.102; R.657/08, Annex I - 11/12	0.6	0.0	0.3	1.6	5.4	0.7	0.3	-	0.4	1.5	0.1	0.1	0.3	0.3	0.0	1.3	0.0	0.3	0.6	8.9	0.5	3.8	0.0	0.4	3.3	5.0	3.6	-	-	39.173	
05 02 12 08 3120 037	C1	School milk - cat.II - R.1234/07, Art.102; R.657/08, Annex I - 11/12	0.0	0.0	0.0	-	0.0	-	-	-	-	0.0	0.1	0.0	-	-	-	0.0	-	0.1	0.0	0.0	-	-	-	0.0	0.0	-	-	-	-	0.310	
05 02 12 08 3120 038	C1	School milk - cat.III - R.1234/07, Art.102; R.657/08, Annex I - 11/12	-	-	-	0.0	0.0	-	-	-	-	0.0	1.2	0.3	-	-	0.3	-	-	-	-	0.0	-	0.0	-	-	-	-	-	-	-	1.908	
05 02 12 08 3120 039	C1	School milk - cat.IV - R.1234/07, Art.102; R.657/08, Annex I - 11/12	-	-	-	-	-	-	-	-	-	0.0	0.6	-	-	-	-	-	-	-	-	-	-	-	-	-	-	-	-	-	-	0.591	
05 02 12 08 3120 040	C1	School milk - cat.V - R.1234/07, Art.102; R.657/08, Annex I - 11/12	-	-	-	0.0	0.0	-	-	-	-	3.7	0.3	0.1	-	-	-	-	-	-	-	0.0	-	-	0.0	-	0.3	1.3	-	-	-	5.672	
05 02 12 08 3120 041	C1	School milk - cat.I - R.1234/07, Art.102; R.657/08, Annex I - 12/13	-	-	-	-	-	-	-	-	-	-	-	0.0	0.0	-	-	-	-	-	-	-	-	-	-	-	-	-	-	-	-	0.008	
05 02 12 08 3120 042	C1	School milk - cat.II - R.1234/07, Art.102; R.657/08, Annex I - 12/13	-	-	-	-	-	-	-	-	-	-	-	-	-	-	-	-	-	-	-	-	-	-	-	-	-	-	-	-	-	-	
05 02 12 08 3120 043	C1	School milk - cat.III - R.1234/07, Art.102; R.657/08, Annex I - 12/13	-	-	-	-	-	-	-	-	-	-	-	-	-	-	-	-	-	-	-	-	-	-	-	-	-	-	-	-	-	-	0.001
05 02 12 08 3120 044	C1	School milk - cat.IV - R.1234/07, Art.102; R.657/08, Annex I - 12/13	-	-	-	-	-	-	-	-	-	-	-	-	-	-	-	-	-	-	-	-	-	-	-	-	-	-	-	-	-	-	-
05 02 12 08 3120 045	C1	School milk - cat.V - R.1234/07, Art.102; R.657/08, Annex I - 12/13	-	-	-	-	-	-	-	-	-	-	-	-	-	-	-	-	-	-	-	-	-	-	-	-	-	-	-	-	-	-	0.000
05 02 12 08	C1	School milk	0.6	0.0	0.4	1.7	5.5	0.7	0.4	-	0.4	13.3	2.7	0.2	0.3	0.7	0.0	1.4	0.0	0.5	0.8	9.7	3.2	8.3	0.0	0.6	3.7	9.1	4.8	-	-	69.185	
05 02 12 99 0000 001	C1	Specific support - dairy sector - R.1233/09 - EU 27	-	-	-	-	0.0	-	-	-	-	-	-	-	-	-	-	-	-	-	-	0.0	-	-	-	-	-	-	-	-	-	-	0.043
05 02 12 99 2099 026	C1	Compensation for non-allocation of milk quotas - SLOM - R.2330/98	-	-	-	-	-	-	-	-	-	-	-	-	-	-	-	-	-	-	-	-	-	-	-	-	-	-	-	-	-	-	-
05 02 12 99 2099 050	C1	Others - R.1255/99, R.1234/07	-	-	-	-	-	-	-	-	-	-	-	-	-	-	-	-	-	-	-	-	-	-	-	-	-	-	-	-	-	-	-
05 02 12 99	C1	Other measures (milk and milk products)	-	-	-	-	0.0	-	-	-	-	-	-	-	-	-	-	-	-	-	-	-	-	-	-	-	-	-	-	-	-	-	-
05 02 12	C1	Milk and milk products	13.1	0.0	0.9	1.9	15.7	0.5	13.4	-	4.6	16.6	10.2	-	18.2	0.3	-	1.1	4.4	0.0	-	-	-	-	-	-	-	-	-	-	-	-	0.0
05 02 12	NA	Milk and milk products	-	-	-	-	-	-	-	-	-	-	-	-	-	-	-	-	-	-	-	-	-	-	-	-	-	-	-	-	-	-	0.0
05 02 12	C1	Milk and milk products	-	-	-	-	-	-	-	-	-	-	-	-	-	-	-	-	-	-	-	-	-	-	-	-	-	-	-	-	-	-	-
05 02 12	C1	Milk and milk products	13.1	0.0	0.9	1.9	15.7	0.5	13.4	-	4.6	16.6	10.2	-	18.2	0.3	-	1.1	4.4	0.0	-	-	-	-	-	-	-	-	-	-	-	-	0.0
05 02 13 01 2100 054	C1	CN 1602 - tinned meat - marketing year 09/10 and earlier - R.1234/07, Art.162a)(v)	-	-	-	-	-	-	-	-	-	-	-	-	-	-	-	-	-	-	-	-	-	-	-	-	-	-	-	-	-	-	-
05 02 13 01 2100 055	C1	CN 1602 - tinned meat - marketing year 10/11 - R.1234/07, Art.162)(v)	-	-	-	-	-	-	-	-	-	-	-	-	-	-	-	-	-	-	-	-	-	-	-	-	-	-	-	-	-	-	-

In EUR million

ANNEX 33
 EXPENDITURE CHARGED AGAINST THE 2012 BUDGET
 DETAILS by SUB-ITEM and by MEMBER STATE

Budget Line	Fund source	Item	BE	BG	CZ	DK	DE	EE	IE	EL	ES	FR	IT	CY	LV	LT	LU	HU	MT	NL	AT	PL	PT	RO	SI	SK	FI	SE	UK	CE	TOTAL							
05 02 13 01 2100 056		CN 1602 - tinned meat - marketing year 11/12 - R.1234/07, Art.162(1)(a)(iv)	-	-	-	-	-	-	-	-	-	-	-	-	-	-	-	-	-	-	-	-	-	-	-	-	-	-	-	-	-	-						
05 02 13 01 2100 057		CN 1602 - tinned meat - marketing year 12/13 - R.1234/07, Art.162(1)(b)(iv)	-	-	-	-	-	-	-	-	-	-	-	-	-	-	-	-	-	-	-	-	-	-	-	-	-	-	-	-	-	-	-					
05 02 13 01 2100 083		CN 0202 10 - frozen beef/veal - carcasses - marketing year 09/10 and earlier - R.1234/07, Art.162a)(iv)	-	-	-	-	-	-	-	-	-	-	-	-	-	-	-	-	-	-	-	-	-	-	-	-	-	-	-	-	-	-	-	-				
05 02 13 01 2100 084	C1	CN 0202 20 - frozen beef/veal - bone-in - marketing year 09/10 and earlier - R.1234/07, Art.162a)(iv)	-	-	-	-	-	-	-	-	-0.0	-	-	-	-	-	-	-	-	0.0	-	-	-	-	-	-	-	-	-	-	-	-	-	-	-			
05 02 13 01 2100 085	C1	CN 0202 30 - frozen beef/veal - boneless - marketing year 09/10 and earlier - R.1234/07, Art.162a)(iv)	-	-	-	-	-	-	-	-	-0.0	0.2	-	-	-	-	-	-	-	-	-	0.0	-	-	-	-	-	-	-	-	-	-	-	-	-	-		
05 02 13 01 2100 086		CN 0202 10 - frozen beef/veal - carcasses - marketing year 10/11 - R.1234/07, Art.162(1)(b)(iv)	-	-	-	-	-	-	-	-	-	-	-	-	-	-	-	-	-	-	-	-	-	-	-	-	-	-	-	-	-	-	-	-	-	-		
05 02 13 01 2100 087	C1	CN 0202 20 - frozen beef/veal - bone-in - marketing year 10/11 - R.1234/07, Art.162(1)(b)(iv)	-	-	-	-	0.0	-	-	-	-	0.0	-	-	-	-	-	-	-	-	0.0	-	-	-	-	-	-	-	-	-	-	-	-	-	-	-	-	
05 02 13 01 2100 088	C1	CN 0202 30 - frozen beef/veal - boneless - marketing year 10/11 - R.1234/07, Art.162(1)(b)(iv)	-	-	-	-	0.0	0.1	0.3	-	0.1	0.0	0.2	-	-	-	-	-	-	-	0.0	0.1	0.4	-	-	-	-	-	-	-	-	-	-	-	-	-	-	
05 02 13 01 2100 089	C1	CN 0202 10 - frozen beef/veal - carcasses - marketing year 11/12 - R.1234/07, Art.162(1)(b)(iv)	-	-	-	-	-	-	-	-	-	-	-	-	-	-	-	-	-	-	-	-	-	-	-	-	-	-	-	-	-	-	-	-	-	-	-	
05 02 13 01 2100 090	C1	CN 0202 20 - frozen beef/veal - bone-in - marketing year 11/12 - R.1234/07, Art.162(1)(b)(iv)	-	-	-	-	0.1	0.0	0.1	-	0.4	0.0	0.5	-	-	-	-	-	-	-	0.0	0.0	0.5	-	-	-	-	-	-	-	-	-	-	-	-	-	-	
05 02 13 01 2100 091	C1	CN 0202 30 - frozen beef/veal - boneless - marketing year 11/12 - R.1234/07, Art.162(1)(b)(iv)	-	-	-	-	0.1	0.0	0.1	-	0.4	0.0	0.5	-	-	-	-	-	-	-	0.0	0.0	0.5	-	-	-	-	-	-	-	-	-	-	-	-	-	-	
05 02 13 01 2100 092		CN 0202 10 - frozen beef/veal - carcasses - marketing year 12/13 - R.1234/07, Art.162(1)(a)(iv)	-	-	-	-	-	-	-	-	-	-	-	-	-	-	-	-	-	-	-	-	-	-	-	-	-	-	-	-	-	-	-	-	-	-	-	-
05 02 13 01 2100 093		CN 0202 20 - frozen beef/veal - bone-in - marketing year 12/13 - R.1234/07, Art.162(1)(a)(iv)	-	-	-	-	-	-	-	-	-	-	-	-	-	-	-	-	-	-	-	-	-	-	-	-	-	-	-	-	-	-	-	-	-	-	-	-
05 02 13 01 2100 094	C1	CN 0202 30 - frozen beef/veal - boneless - marketing year 12/13 - R.1234/07, Art.162(1)(a)(iv)	-	-	-	-	-	-	-	-	-	0.0	-	-	-	-	-	-	-	-	-	-	-	-	-	-	-	-	-	-	-	-	-	-	-	-	-	-
05 02 13 01 2100 140	C1	CN 0201 10 - fresh beef/veal - carcasses - marketing year 09/10 and earlier - R.1234/07, Art.162a)(iv)	-	-	-	-	-	-	0.0	-	-	-	-	-	-	-	-	-	-	-	-	-	-	-	-	-	-	-	-	-	-	-	-	-	-	-	-	-
05 02 13 01 2100 141	C1	CN 0201 20 - fresh beef/veal - bone-in - marketing year 09/10 and earlier - R.1234/07, Art.162a)(iv)	-	-	-	-	-	-	-	-	-	-	-	-	-	-	-	-	-	-	-	-	-	-	-	-	-	-	-	-	-	-	-	-	-	-	-	-
05 02 13 01 2100 142	C1	CN 0201 30 - fresh beef/veal - boneless - marketing year 09/10 and earlier - R.1234/07, Art.162a)(iv)	-	-	-	-	-	-	-	-	-	-	-	-	-	-	-	-	-	-	-	-	-	-	-	-	-	-	-	-	-	-	-	-	-	-	-	-
05 02 13 01 2100 143		CN 0201 10 - fresh beef/veal - carcasses - marketing year 10/11 - R.1234/07, Art.162(1)(a)(iv)	-	-	-	-	-	-	-	-	-	-	-	-	-	-	-	-	-	-	-	-	-	-	-	-	-	-	-	-	-	-	-	-	-	-	-	-
05 02 13 01 2100 144	C1	CN 0201 20 - fresh beef/veal - bone-in - marketing year 10/11 - R.1234/07, Art.162(1)(a)(iv)	0.0	-	-	0.1	0.5	-	-	0.0	0.1	1.9	0.4	-	-	-	-	-	-	-	0.0	0.1	3.7	-	0.0	-	-	-	-	-	-	-	-	-	-	-	-	-
05 02 13 01 2100 145	C1	CN 0201 30 - fresh beef/veal - boneless - marketing year 10/11 - R.1234/07, Art.162(1)(a)(iv)	-	-	-	-	0.1	0.2	-	-	-	-	-	-	-	-	-	-	-	-	-	-	-	-	-	-	-	-	-	-	-	-	-	-	-	-	-	-
05 02 13 01 2100 146	C1	CN 0201 10 - fresh beef/veal - carcasses - marketing year 11/12 - R.1234/07, Art.162(1)(a)(iv)	-	-	-	-	-	-	-	-	-	-	-	-	-	-	-	-	-	-	-	-	-	-	-	-	-	-	-	-	-	-	-	-	-	-	-	-
05 02 13 01 2100 147	C1	CN 0201 20 - fresh beef/veal - bone-in - marketing year 11/12 - R.1234/07, Art.162(1)(a)(iv)	-	-	-	0.0	0.1	0.4	-	-	0.1	1.6	0.0	-	-	-	-	-	-	-	0.6	0.6	9.7	-	-	-	-	-	-	-	-	-	-	-	-	-	-	-
05 02 13 01 2100 148	C1	CN 0201 30 - fresh beef/veal - boneless - marketing year 11/12 - R.1234/07, Art.162(1)(a)(iv)	-	-	-	-	-	-	-	-	-	-	-	-	-	-	-	-	-	-	-	-	-	-	-	-	-	-	-	-	-	-	-	-	-	-	-	-
05 02 13 01 2100 149	C1	CN 0201 10 - fresh beef/veal - carcasses - marketing year 11/12 - R.1234/07, Art.162(1)(a)(iv)	-	-	-	-	0.5	0.8	-	-	-	-	-	-	-	-	-	-	-	-	-	-	-	-	-	-	-	-	-	-	-	-	-	-	-	-	-	-
05 02 13 01 2100 150	C1	CN 0201 20 - fresh beef/veal - bone-in - marketing year 12/13 - R.1234/07, Art.162(1)(a)(iv)	-	-	-	-	-	-	-	-	-	-	-	-	-	-	-	-	-	-	-	-	-	-	-	-	-	-	-	-	-	-	-	-	-	-	-	-
05 02 13 01 2100 151	C1	CN 0201 30 - fresh beef/veal - boneless - marketing year 12/13 - R.1234/07, Art.162(1)(a)(iv)	-	-	-	-	-	-	-	-	-	-	-	-	-	-	-	-	-	-	-	-	-	-	-	-	-	-	-	-	-	-	-	-	-	-	-	-
05 02 13 01 2110 001	C1	Refunds for beef and veal	0.1	-	0.0	0.9	2.1	-	1.3	0.0	0.6	3.6	1.5	-	-	-	-	-	-	0.8	0.8	15.8	-	0.0	-	-	-	-	-	-	-	-	-	-	-	-	-	-
05 02 13 02		Private storage - R.1234/07, Art.31(1)(c)	-	-	-	-	-	-	-	-	-	-	-	-	-	-	-	-	-	-	-	-	-	-	-	-	-	-	-	-	-	-	-	-	-	-	-	-
05 02 13 03 2126 002		Intervention storage of beef and veal	-	-	-	-	-	-	-	-	-	-	-	-	-	-	-	-	-	-	-	-	-	-	-	-	-	-	-	-	-	-	-	-	-	-	-	-
05 02 13 03 2126 003		Balance - 100% - R.716/96 - <23/01/06 - UK	-	-	-	-	-	-	-	-	-	-	-	-	-	-	-	-	-	-	-	-	-	-	-	-	-	-	-	-	-	-	-	-	-	-	-	-
05 02 13 03 2126 005		Balance - 20% - R.716/96 - <23/01/06 - UK	-	-	-	-	-	-	-	-	-	-	-	-	-	-	-	-	-	-	-	-	-	-	-	-	-	-	-	-	-	-	-	-	-	-	-	-
05 02 13 03 2126 006		Exceptional support measures - balance 100% - R.716/96; R.2109/05 - <23/01/06-31/12/06 - UK	-	-	-	-	-	-	-	-	-	-	-	-	-	-	-	-	-	-	-	-	-	-	-	-	-	-	-	-	-	-	-	-	-	-	-	-
05 02 13 03 2126 006		Exceptional support measures - balance 20% - R.716/96; R.2109/05 - <23/01/06-31/12/06 - UK	-	-	-	-	-	-	-	-	-	-	-	-	-	-	-	-	-	-	-	-	-	-	-	-	-	-	-	-	-	-	-	-	-	-	-	-

In EUR million

DIRECTORATE-GENERAL FOR AGRICULTURE AND RURAL DEVELOPMENT
Directorate I. Management of resources.
I.1. Budget management
EAGF - 2012 FINANCIAL REPORT

EAGF - EUROPEAN AGRICULTURAL GUARANTEE FUND

ANNEX 33
EXPENDITURE CHARGED AGAINST THE 2012 BUDGET
DETAILS by SUB-ITEM and by MEMBER STATE

Budget Line	Fund Source	Item	BE	BG	CZ	DK	DE	EE	IE	EL	ES	FR	IT	CY	LV	LT	LU	HU	MT	NL	AT	PL	PT	RO	SI	SK	FI	SE	UK	CE	TOTAL			
05 02 13 03 2126 008		Exceptional support measures - 2007 - balance 100% - R.716/96, R.2109/05 - UK	-	-	-	-	-	-	-	-	-	-	-	-	-	-	-	-	-	-	-	-	-	-	-	-	-	-	-	-	-			
05 02 13 03 2126 009		Exceptional support measures - 2007 - balance 20% - R.716/96, R.2109/05 - UK	-	-	-	-	-	-	-	-	-	-	-	-	-	-	-	-	-	-	-	-	-	-	-	-	-	-	-	-	-	-		
05 02 13 03 2126 011		Exceptional support measures - 2008 - balance 100% - R.716/96, Art.2(3) - UK	-	-	-	-	-	-	-	-	-	-	-	-	-	-	-	-	-	-	-	-	-	-	-	-	-	-	-	-	-	-		
05 02 13 03 2126 012		Exceptional support measures - 2008 - balance 20% - R.716/96, Art.2(3) - UK	-	-	-	-	-	-	-	-	-	-	-	-	-	-	-	-	-	-	-	-	-	-	-	-	-	-	-	-	-	-	-	
05 02 13 03 2101 009 C1		Exceptional support measures CN 0102 10 - live animals - marketing year 09/10 and earlier - R.1234/07, Art.162(1)(a)(v)	-	0.3	-	-	-	-	-	-	0.0	0.0	-	-	-	-	-	0.0	0.2	0.0	-	-	-	-	-	-	-	-	-	-	0.633	-		
05 02 13 04 2101 010 C1		CN 0102 10 - live animals - marketing year 10/11 - R.1234/07, Art.162(1)(a)(v)	-	0.1	-	-	1.3	0.0	-	-	0.5	-	-	-	-	0.0	-	0.1	0.5	0.1	0.0	-	-	-	-	-	-	-	-	-	2.653	-		
05 02 13 04 2101 011 C1		CN 0102 10 - live animals - marketing year 11/12 - R.1234/07, Art.162(1)(a)(v)	-	0.1	-	-	1.0	0.0	-	-	0.2	-	-	-	0.0	-	0.0	0.3	0.6	-	-	-	-	-	-	-	-	-	-	-	2.418	-		
05 02 13 04 2101 012		R.1234/07, Art.162(1)(a)(v)	-	-	-	-	-	-	-	-	-	-	-	-	-	-	-	-	-	-	-	-	-	-	-	-	-	-	-	-	-	-		
05 02 13 04 2101 014		R.1234/07, Art.162(1)(a)(v)	-	-	-	-	-	-	-	-	-	-	-	-	-	-	-	-	-	-	-	-	-	-	-	-	-	-	-	-	-	-	-	
05 02 13 04 2101 015		CN 0102 31 - live animals - marketing year 12/13 - R.1234/07, Art.162(1)(a)(v)	-	-	-	-	-	-	-	-	-	-	-	-	-	-	-	-	-	-	-	-	-	-	-	-	-	-	-	-	-	-	-	
05 02 13 04 2101 015		CN 0102 90 - live animals - marketing year 12/13 - R.1234/07, Art.162(1)(a)(v)	-	-	-	-	-	-	-	-	-	-	-	-	-	-	-	-	-	-	-	-	-	-	-	-	-	-	-	-	-	-	-	
05 02 13 04	C1	Refunds for live animals	-	0.2	-	-	2.6	0.0	-	-	0.8	0.0	-	-	0.0	-	0.2	1.0	0.7	0.0	-	-	-	-	-	-	-	-	-	-	5.703	-		
05 02 13 99 2129 001 C1		Others - R.1254/99	-	-	-	-	-	-	-	-	-	-	-	-	-	-	-	-	-	-	-	-	0.2	-	-	-	-	-	-	-	0.142	-		
05 02 13 99 2190 101		Compensation - producer's loss of revenue - R.1357/96 - recoveries	-	-	-	-	-	-	-	-	-	-	-	-	-	-	-	-	-	-	-	-	-	-	-	-	-	-	-	-	0.142	-		
05 02 13 99 2190 102		Compensation - producer's loss of revenue - R.1357/96 - payments	-	-	-	-	-	-	-	-	-	-	-	-	-	-	-	-	-	-	-	-	-	-	-	-	-	-	-	-	-	-		
05 02 13 99 2190 103		Additional measures - direct support for sector - R.2443/96 - recoveries	-	-	-	-	-	-	-	-	-	-	-	-	-	-	-	-	-	-	-	-	-	-	-	-	-	-	-	-	-	-	-	
05 02 13 99 2190 104		Additional measures - direct support for sector - R.2443/96 - payments	-	-	-	-	-	-	-	-	-	-	-	-	-	-	-	-	-	-	-	-	-	-	-	-	-	-	-	-	-	-	-	
05 02 13 99	C1	Other measures (beef and veal)	0.1	-	-	-	4.7	0.0	1.3	0.0	0.6	4.3	1.5	-	-	-	-	0.2	1.8	1.5	15.8	0.2	0.2	0.0	-	0.1	0.1	0.0	0.0	-	0.142	-		
05 02 14 01 2210 001	C1	Beef and veal	-	0.2	0.9	4.7	0.0	1.3	0.0	0.6	4.3	1.5	-	-	-	3.9	-	0.2	1.8	1.5	15.8	0.2	0.2	0.0	-	0.1	0.1	0.0	0.0	-	37.335	-		
05 02 14 01 2210 001		Private storage - sheepmeat and goatmeat - R.1234/07, Art.31(1)(g)	-	-	-	-	-	-	-	-	-	-	-	-	-	-	-	-	-	-	-	-	-	-	-	-	-	-	-	-	-	-	-	
05 02 14 01		Intervention storage of sheepmeat and goatmeat	-	-	-	-	-	-	-	-	-	-	-	-	-	-	-	-	-	-	-	-	-	-	-	-	-	-	-	-	-	-	-	
05 02 14 99 2290 010		Others - R.2529/01	-	-	-	-	-	-	-	-	-	-	-	-	-	-	-	-	-	-	-	-	-	-	-	-	-	-	-	-	-	-	-	
05 02 14 99		Other measures (sheepmeat and goatmeat)	-	-	-	-	-	-	-	-	-	-	-	-	-	-	-	-	-	-	-	-	-	-	-	-	-	-	-	-	-	-	-	
05 02 14		Sheepmeat and goatmeat	-	-	-	-	-	-	-	-	-	-	-	-	-	-	-	-	-	-	-	-	-	-	-	-	-	-	-	-	-	-	-	
05 02 15 01 2300 107 C1		CN 0203 - pigmeat - carcasses and off-cuts - marketing year 08/09 and earlier - R.1234/07, Art.162(1)(a)(v)	-	-	-	-	-	-	-	-	-	-	-	-	-	-	-	-	-	-	-	-	-	-	-	-	-	-	-	-	-	-	0.044	-
05 02 15 01 2300 112 C1		CN 0210 - pigmeat - dried, salted meats etc - marketing year 09/10 and earlier - R.1234/07, Art.162(1)(a)(v)	-	-	-	-	-	-	-	-	-	-	-	-	-	-	-	-	-	-	-	-	-	-	-	-	-	-	-	-	-	-	0.170	-
05 02 15 01 2300 113 C1		CN 1601 - pigmeat - sausages - marketing year 09/10 and earlier - R.1234/07, Art.162(1)(a)(v)	0.0	-	-	-	-	-	-	-	0.0	0.0	0.0	-	-	-	-	-	-	-	-	-	-	-	-	-	-	-	-	-	-	-	0.090	-
05 02 15 01 2300 114 C1		CN 1602 - pigmeat - other preparations - marketing year 09/10 and earlier - R.1234/07, Art.162(1)(a)(v)	0.0	-	-	-	-	-	-	-	-	-	-	-	-	-	-	-	-	-	-	-	-	-	-	-	-	-	-	-	-	-	0.061	-
05 02 15 01 2300 115 C1		CN 0210 - pigmeat - dried, salted meats etc - marketing year 10/11 - R.1234/07, Art.162(1)(a)(v)	0.0	-	-	-	0.0	-	-	-	0.5	-	2.8	-	-	-	-	-	-	0.0	0.0	-	-	-	-	-	-	-	-	-	-	-	3.395	-
05 02 15 01 2300 116 C1		CN 1601 - pigmeat - sausages - marketing year 10/11 - marketing year 10/11 - R.1234/07, Art.162(1)(a)(v)	0.0	-	-	-	0.0	-	-	-	0.1	0.2	0.5	-	-	-	-	0.0	0.0	0.0	-	-	-	0.6	-	0.0	0.0	-	-	-	-	1.383	-	
05 02 15 01 2300 117 C1		CN 1602 - pigmeat - other preparations - marketing year 10/11 - R.1234/07, Art.162(1)(a)(v)	0.0	-	-	-	0.0	-	-	-	0.0	-	0.1	-	-	-	-	-	-	-	-	-	0.2	0.1	-	-	-	-	-	-	-	0.453	-	
05 02 15 01 2300 118 C1		CN 0210 - pigmeat - dried, salted meats etc - marketing year 11/12 - R.1234/07, Art.162(1)(a)(v)	0.0	-	-	-	0.2	-	-	-	1.4	-	3.4	-	-	-	-	-	-	0.0	0.1	-	-	0.1	-	-	-	-	-	-	-	5.560	-	
05 02 15 01 2300 119 C1		CN 1601 - pigmeat - sausages - marketing year 11/12 - marketing year 11/12 - R.1234/07, Art.162(1)(a)(v)	0.0	-	-	-	0.3	0.1	-	-	0.0	0.2	0.4	-	-	-	-	0.1	0.0	0.1	0.0	0.2	0.7	-	0.1	0.0	-	-	-	-	-	4.277	-	
05 02 15 01 2300 120 C1		CN 1602 - pigmeat - other preparations - marketing year 11/12 - R.1234/07, Art.162(1)(a)(v)	0.1	-	-	-	0.1	-	-	-	0.0	-	0.1	-	-	-	-	0.0	0.0	0.0	0.0	2.3	0.3	-	-	-	-	-	-	-	-	3.191	-	
05 02 15 01 2300 121		CN 0210 - pigmeat - dried, salted meats etc - marketing year 12/13 - R.1234/07, Art.162(1)(a)(v)	-	-	-	-	-	-	-	-	-	-	-	-	-	-	-	-	-	-	-	-	-	-	-	-	-	-	-	-	-	-	-	

In EUR million

ANNEX 33
 EXPENDITURE CHARGED AGAINST THE 2012 BUDGET
 DETAILS by SUB-ITEM and by MEMBER STATE

Budget Line	Fund source	Item	BE	BG	CZ	DK	DE	EE	IE	EL	ES	FR	IT	CY	LV	LT	LU	HU	MT	NL	AT	PL	PT	RO	SI	SK	FI	SE	UK	CE	TOTAL			
05 02 15 01 2300 122	C1	CN 1601 - pigmeat - sausages - marketing year 12/13 - R.1234/07, Art.162(1)(a)(vi)	-	-	-	-	-	-	-	-	-	-	-	-	-	-	-	-	-	-	-	-	-	-	-	-	-	-	-	-	-	-		
05 02 15 01 2300 123	C1	CN 1602 - pigmeat - other preparations - marketing year 12/13 - R.1234/07, Art.162(1)(a)(vi)	-	-	-	-	-	-	-	-	-	-	-	-	-	-	-	-	-	-	-	-	-	-	-	-	-	-	-	-	-	-		
05 02 15 01 2301 002 C1	C1	Refunds for pigmeat	0.2	-	-	0.5	0.2	-	-	0.0	2.3	0.4	7.5	-	-	-	-	0.1	-	0.0	0.2	2.5	3.8	-	0.3	0.0	-	0.0	0.4	-	-	18.623		
05 02 15 02 2301 002 C1	C1	Private storage - pigmeat - R.1234/07, Art.31(1)(f); R.1278/08; R.1329/08 - IE,UK	-	-	-	-	-	-	-	-	-	-	-	-	-	-	-	-	-	-	-	-	-	-	-	-	-	-	-	-	-	-0.005		
05 02 15 02 2301 003 C1	C1	Private storage costs - advances - R.1234/07, Art.31(1)(f); R.68/11 - EU 27	-	-	-	-	-	-	-	-	-	-	-	-	-	-	-	-	-	-	-	-	-	-	-	-	-	-	-	-	-	-	-0.005	
05 02 15 02 2301 004 C1	C1	Private storage costs - balance - R.1234/07, Art.31(1)(f); R.68/11 - EU 27	-	-	-	-	-	-	-	-	-	-	-	-	-	-	-	-	-	-	-	-	-	-	-	-	-	-	-	-	-	-	0.076	
05 02 15 02 2301 005 C1	C1	Private storage costs - payments 100% - R.1234/07, Art.31(0)(f); R.68/11 - EU 27	-	-	-	-	1.0	0.1	-	0.1	0.9	2.0	0.1	-	-	-	-	-	-	-	-	1.6	-	-	-	-	-	-	-	-	-	-	5.752	
05 02 15 02 2302 001	C1	Intervention storage of pigmeat	-	-	-	-	1.1	0.1	-	0.1	0.9	2.0	0.1	-	-	-	-	-	-	-	-	1.6	-	-	-	-	-	-	-	-	-	-	5.818	
05 02 15 03 2302 001	C1	Exceptional market-support measures - R.2759/75; R.1234/07	-	-	-	-	-	-	-	-	-	-	-	-	-	-	-	-	-	-	-	-	-	-	-	-	-	-	-	-	-	-	-	
05 02 15 03 2302 001	C1	Exceptional market-support measures for pigmeat	-	-	-	-	-	-	-	-	-	-	-	-	-	-	-	-	-	-	-	-	-	-	-	-	-	-	-	-	-	-	-	
05 02 15 04 2310 106 C1	C1	CN 0407 - eggs in shells - eggs for hatching - marketing year 09/10 and earlier - R.1234/07, Art.162a)(vi)	-	-	-	-	-	-	-	-	-	-	0.0	-	-	-	-	-	-	-	-	-	-	-	-	-	-	-	-	-	-	-	-	0.000
05 02 15 04 2310 107 C1	C1	CN 0407 - eggs in shells - others - marketing year 09/10 and earlier - R.1234/07, Art.162a)(vi)	-	-	-	-	-	-	-	-	-	-	0.0	-	-	-	-	-	-	-	-	-	-	-	-	-	-	-	-	-	-	-	-	0.001
05 02 15 04 2310 108 C1	C1	CN 0408 - eggs not in shells - marketing year 09/10 and earlier - R.1234/07, Art.162a)(vi)	-	-	-	-	-	-	-	-	-	0.0	0.0	0.0	-	-	-	-	-	-	-	-	-	-	-	-	-	-	-	-	-	-	-	0.028
05 02 15 04 2310 109 C1	C1	CN 0407 - eggs in shells - eggs for hatching - marketing year 10/11 - R.1234/07, Art.162(a)(vi)	-	-	-	-	-	-	-	-	-	-	-	-	-	-	-	-	-	-	-	-	-	-	-	-	-	-	-	-	-	-	-	-
05 02 15 04 2310 110 C1	C1	CN 0407 - eggs in shells - others - marketing year 10/11 - R.1234/07, Art.162(a)(vi)	-	-	-	-	-	-	-	-	-	-	-	-	-	-	-	-	-	-	-	-	-	-	-	-	-	-	-	-	-	-	-	-
05 02 15 04 2310 111 C1	C1	CN 0408 - eggs not in shells - marketing year 10/11 - R.1234/07, Art.162(a)(vi)	-	-	-	-	-	-	-	-	0.0	0.1	0.3	0.2	-	-	-	-	-	-	-	-	-	-	-	-	-	-	-	-	-	-	-	0.687
05 02 15 04 2310 112 C1	C1	CN 0407 - eggs in shells - eggs for hatching - marketing year 11/12 - R.1234/07, Art.162(a)(vi)	0.0	-	0.0	0.0	0.0	-	-	-	0.0	0.0	-	-	-	-	-	0.0	-	-	-	-	-	-	0.0	0.0	-	0.0	0.0	-	-	-	0.160	
05 02 15 04 2310 113 C1	C1	CN 0407 - eggs in shells - others - marketing year 11/12 - R.1234/07, Art.162(a)(vi)	-	-	-	-	-	-	-	-	-	-	-	-	-	-	-	-	-	-	-	-	-	-	-	-	-	-	-	-	-	-	-	0.078
05 02 15 04 2310 114 C1	C1	CN 0408 - eggs not in shells - marketing year 11/12 - R.1234/07, Art.162(a)(vi)	0.0	0.0	0.0	0.0	0.0	-	-	0.0	0.0	0.3	0.0	-	-	-	-	-	-	-	-	0.1	0.1	-	-	-	-	-	-	-	-	-	0.669	
05 02 15 04 2310 115	C1	CN 0407 - eggs in shells - eggs for hatching - marketing year 12/13 - R.1234/07, Art.162(a)(vi)	-	-	-	-	-	-	-	-	-	-	-	-	-	-	-	-	-	-	-	-	-	-	-	-	-	-	-	-	-	-	-	-
05 02 15 04 2310 116	C1	CN 0407 - eggs in shells - others - marketing year 12/13 - R.1234/07, Art.162(a)(vi)	-	-	-	-	-	-	-	-	-	-	-	-	-	-	-	-	-	-	-	-	-	-	-	-	-	-	-	-	-	-	-	-
05 02 15 04 2310 117	C1	CN 0408 - eggs not in shells - marketing year 12/13 - R.1234/07, Art.162(a)(vi)	-	-	-	-	-	-	-	-	-	-	-	-	-	-	-	-	-	-	-	-	-	-	-	-	-	-	-	-	-	-	-	-
05 02 15 04	C1	Refunds for eggs	0.0	0.0	0.0	0.1	0.1	-	-	0.1	0.1	0.6	0.2	0.0	0.0	-	-	0.0	-	0.2	0.0	0.3	-	0.0	0.0	0.0	0.0	0.0	0.0	-	-	-	1.819	
05 02 15 05 2311 101 C1	C1	CN 0105 - refunds for poultry - live - marketing year 09/10 and earlier - R.1234/07, Art.162a)(vii)	-	-	-	-	-	-	-	-	-	-	-	-	-	-	-	-	-	-	-	-	-	-	-	-	-	-	-	-	-	-	-	0.000
05 02 15 05 2311 102 C1	C1	CN 0207 - refunds for poultry - meat - marketing year 09/10 and earlier - R.1234/07, Art.162a)(viii)	-	-	-	-	-	-	-	-	-	-	-	-	-	-	-	-	-	-	-	-	0.0	-	-	-	-	-	-	-	-	-	-	0.572
05 02 15 05 2311 103 C1	C1	CN 0105 - refunds for poultry - live - marketing year 10/11 - R.1234/07, Art.162(a)(vii)	-	-	-	-	-	-	-	-	-	0.0	0.0	-	-	-	-	-	-	-	-	-	-	-	-	-	-	-	-	-	-	-	-	0.005
05 02 15 05 2311 104 C1	C1	CN 0207 - refunds for poultry - meat - marketing year 10/11 - R.1234/07, Art.162(a)(viii)	-	-	-	-	0.1	-	-	-	0.0	0.1	0.4	-	-	-	-	-	-	-	-	0.0	0.0	0.1	-	-	-	-	-	-	-	-	0.898	
05 02 15 05 2311 105 C1	C1	CN 0105 - refunds for poultry - live - marketing year 11/12 - R.1234/07, Art.162(a)(vii)	-	-	-	-	0.0	-	-	-	-	-	-	-	-	-	-	-	-	-	-	-	-	-	-	-	-	-	-	-	-	-	0.037	
05 02 15 05 2311 105 NA	NA	CN 0105 - refunds for poultry - live - marketing year 11/12 - R.1234/07, Art.162(a)(viii)	-	-	-	-	-	-	-	-	-	-	-	-	-	-	-	-	-	-	-	-	-	-	-	-	-	-	-	-	-	-	-	-
05 02 15 05 2311 105	C1	CN 0105 - refunds for poultry - live - marketing year 11/12 - R.1234/07, Art.162(a)(viii)	-	-	-	-	-	-	-	-	-	-	-	-	-	-	-	-	-	-	-	-	-	-	-	-	-	-	-	-	-	-	-	-
05 02 15 05 2311 106 C1	C1	CN 0207 - refunds for poultry - meat - marketing year 11/12 - R.1234/07, Art.162(a)(viii)	-	-	-	-	0.3	-	-	-	0.0	66.9	0.1	-	-	-	-	0.8	-	0.1	-	0.1	0.4	0.5	-	-	-	-	-	-	-	-	-	69.636
05 02 15 05 2311 106 NA	NA	CN 0207 - refunds for poultry - meat - marketing year 11/12 - R.1234/07, Art.162(a)(viii)	-	-	-	-	-	-	-	-	-	-	-	-	-	-	-	-	-	-	-	-	-	-	-	-	-	-	-	-	-	-	-	-
05 02 15 05 2311 106	C1	CN 0207 - refunds for poultry - meat - marketing year 11/12 - R.1234/07, Art.162(a)(viii)	-	-	-	-	0.3	-	-	-	0.0	66.9	0.1	-	-	-	-	0.8	-	0.1	-	0.1	0.4	0.5	-	-	-	-	-	-	-	-	-	69.636

In EUR million

ANNEX 33

EXPENDITURE CHARGED AGAINST THE 2012 BUDGET
 DETAILS by SUB-ITEM and by MEMBER STATE

Budget Line	Fund Source	Item	BE	BG	CZ	DK	DE	EE	IE	EL	ES	FR	IT	CY	LV	LT	LU	HU	MT	NL	AT	PL	PT	RO	SI	SK	FI	SE	UK	CE	TOTAL						
05 02 16 01 0000 007	NA	Restructuring aid - marketing year 08/09 - 100% - R.320/06, Art.3 - decision 2009/141/EC	-	-	-	-	-	-	-	-	-	-	-	-	-	-	-	-	-	-	-	-	-	-	-	-	-	-	-	-	-	-					
05 02 16 01 0000 007		Restructuring aid - marketing year 08/09 - 100% - R.320/06, Art.3 - decision 2009/141/EC	-	-	-	-	-	-	-	-	-	-	-	0.0	-	-	-	-	-	-	-	0.0	-	-	-	-	-	-	-	-	-	0.032					
05 02 16 01 0000 008		Restructuring aid - marketing year 09/10 - 40% - R.320/06, Art.3 - RO	-	-	-	-	-	-	-	-	-	-	-	-	-	-	-	-	-	-	-	-	-	-	-	-	-	-	-	-	-	-	-				
05 02 16 01 0000 009		Restructuring aid - marketing year 09/10 - 60% - R.320/06, Art.3 - RO	-	-	-	-	-	-	-	-	-	-	-	-	-	-	-	-	-	-	-	-	-	-	-	-	-	-	-	-	-	-	-				
05 02 16 01 0000 010		Restructuring aid - marketing year 09/10 - 100% - R.320/06, Art.3 - decision 2010/176/EU - ES, UK	-	-	-	-	-	-	-	-	-	-	-	-	-	-	-	-	-	-	-	-	-	-	-	-	-	-	-	-	-	-	-				
05 02 16 01 0000 027		Aid for diversification - payments 09/2010 - R.320/06, Art.6 - SK	-	-	-	-	-	-	-	-	-	-	-	-	-	-	-	-	-	-	-	-	-	-	-	-	-	-	-	-	-	-	-	-			
05 02 16 01 0000 029	C4	Aid for diversification - payments 09/2011 - R.320/06, Art.6 - BE, BG, CZ, DK, DE, IE, EL, ES, FR, IT, LV, LT, HU, NL, AT, PL, PT, RO, SI, SK, FI, SE, UK	-	-	-	-	-	-	-	-	-	-	-	-	-	-	-	-	-	-	-	-	-	-	-	-	-	-	-	-	-	-	-	-	-		
05 02 16 01 0000 029	C5	Aid for diversification - payments 09/2011 - R.320/06, Art.6 - BE, BG, CZ, DK, DE, IE, EL, ES, FR, IT, LV, LT, HU, NL, AT, PL, PT, RO, SI, SK, FI, SE, UK	-	-	-	-	-	-	-	0.4	-	-	-	-	-	-	-	-	-	-	0.0	-	-	-	-	-	-	-	-	-	-	-	-	-	-	0.458	
05 02 16 01 0000 029		Aid for diversification - payments 09/2011 - R.320/06, Art.6 - BE, BG, CZ, DK, DE, IE, EL, ES, FR, IT, LV, LT, HU, NL, AT, PL, PT, RO, SI, SK, FI, SE, UK	-	-	-	-	-	-	-	-	-	0.4	-	-	-	-	-	-	-	-	0.0	-	-	-	-	-	-	-	-	-	-	-	-	-	0.414		
05 02 16 01 0000 030	C4	Aid for diversification - payments 03/2012 - R.320/06, Art.6 - BE, BG, CZ, DK, DE, IE, EL, ES, FR, IT, LV, LT, HU, NL, AT, PL, PT, RO, SI, SK, FI, SE, UK	-	-	-	-	-	-	-	-	-	-	-	-	-	-	-	-	-	-	-	-	-	-	-	-	-	-	-	-	-	-	-	-	-	-	
05 02 16 01 0000 030	C5	Aid for diversification - payments 03/2012 - R.320/06, Art.6 - BE, BG, CZ, DK, DE, IE, EL, ES, FR, IT, LV, LT, HU, NL, AT, PL, PT, RO, SI, SK, FI, SE, UK	2.2	-	-	1.1	1.4	-	-	-	15.5	9.8	18.1	-	0.8	1.5	-	8.3	-	0.0	0.0	7.8	0.0	-	-	-	1.4	1.4	-	-	-	-	-	-	69.444		
05 02 16 01 0000 030	NA	Aid for diversification - payments 03/2012 - R.320/06, Art.6 - BE, BG, CZ, DK, DE, IE, EL, ES, FR, IT, LV, LT, HU, NL, AT, PL, PT, RO, SI, SK, FI, SE, UK	-	-	-	-	-	-	-	-	-	-	-	-	-	-	-	-	-	-	-	-	-	-	-	-	-	-	-	-	-	-	-	-	-		
05 02 16 01 0000 030		Aid for diversification - payments 03/2012 - R.320/06, Art.6 - BE, BG, CZ, DK, DE, IE, EL, ES, FR, IT, LV, LT, HU, NL, AT, PL, PT, RO, SI, SK, FI, SE, UK	-	-	-	-	-	-	-	-	-	-	-	-	-	-	-	-	-	-	-	-	-	-	-	-	-	-	-	-	-	-	-	-	-	-	
05 02 16 01 0000 030		Aid for diversification - payments 03/2012 - R.320/06, Art.6 - BE, BG, CZ, DK, DE, IE, EL, ES, FR, IT, LV, LT, HU, NL, AT, PL, PT, RO, SI, SK, FI, SE, UK	2.2	-	-	1.1	1.4	-	-	2.0	9.8	18.1	-	0.8	1.5	-	8.3	-	0.0	0.0	7.8	0.0	-	-	-	-	1.4	1.4	-	-	-	-	-	-	55.900		
05 02 16 01 0000 031	C4	Aid for diversification - payments 09/2012 - R.320/06, Art.6 - BE, BG, CZ, DK, DE, IE, EL, ES, FR, IT, LV, LT, HU, NL, AT, PL, PT, RO, SI, SK, FI, SE, UK	-	-	-	-	-	-	-	-	-	-	-	-	-	-	-	-	-	-	-	-	-	-	-	-	-	-	-	-	-	-	-	-	-	-	
05 02 16 01 0000 031	C5	Aid for diversification - payments 09/2012 - R.320/06, Art.6 - BE, BG, CZ, DK, DE, IE, EL, ES, FR, IT, LV, LT, HU, NL, AT, PL, PT, RO, SI, SK, FI, SE, UK	1.5	-	-	-	1.5	-	-	7.5	3.1	9.0	-	-	0.1	-	7.5	-	0.0	0.0	3.8	-	-	-	-	-	0.5	0.2	-	-	-	-	-	-	-	34.814	
05 02 16 01 0000 031	NA	Aid for diversification - payments 09/2012 - R.320/06, Art.6 - BE, BG, CZ, DK, DE, IE, EL, ES, FR, IT, LV, LT, HU, NL, AT, PL, PT, RO, SI, SK, FI, SE, UK	-	-	-	-	-	-	-	-	-	-	-	-	-	-	-	-	-	-	-	-	-	-	-	-	-	-	-	-	-	-	-	-	-	-	
05 02 16 01 0000 031		Aid for diversification - payments 09/2012 - R.320/06, Art.6 - BE, BG, CZ, DK, DE, IE, EL, ES, FR, IT, LV, LT, HU, NL, AT, PL, PT, RO, SI, SK, FI, SE, UK	1.5	-	-	-	1.5	-	-	0.5	3.1	9.0	-	0.1	-	7.5	-	0.0	0.0	3.8	-	-	-	-	-	-	0.5	0.2	-	-	-	-	-	-	-	27.818	
05 02 16 01 0000 048	C4	Additional aid for diversification - payments 03/2011 - R.320/06, Art.7 - IT	-	-	-	-	-	-	-	-	-	-	-	-	-	-	-	-	-	-	-	-	-	-	-	-	-	-	-	-	-	-	-	-	-	-	-
05 02 16 01 0000 049	C4	Additional aid for diversification - payments 09/2011 - R.320/06, Art.7 - BG, IE, EL, ES, IT, LV, HU, PT, SI, SK	-	-	-	-	-	-	-	-	-	-	-	-	-	-	-	-	-	-	-	-	-	-	-	-	-	-	-	-	-	-	-	-	-	-	-
05 02 16 01 0000 049	C5	Additional aid for diversification - payments 09/2011 - R.320/06, Art.7 - BG, IE, EL, ES, IT, LV, HU, PT, SI, SK	-	-	-	-	-	-	-	-	-	-	-	-	-	-	-	-	-	-	-	-	-	-	-	-	-	-	-	-	-	-	-	-	-	-	-
05 02 16 01 0000 049		Additional aid for diversification - payments 09/2011 - R.320/06, Art.7 - BG, IE, EL, ES, IT, LV, HU, PT, SI, SK	-	-	-	-	-	-	-	-	-	-	-	-	-	-	-	-	-	-	-	-	-	-	-	-	-	-	-	-	-	-	-	-	-	-	-
05 02 16 01 0000 050	C4	Additional aid for diversification - payments 03/2012 - R.320/06, Art.7 - BG, IE, EL, ES, IT, LV, HU, PT, SI, SK	-	-	-	-	-	-	-	-	-	-	-	-	-	-	-	-	-	-	-	-	-	-	-	-	-	-	-	-	-	-	-	-	-	-	-
05 02 16 01 0000 050	C5	Additional aid for diversification - payments 03/2012 - R.320/06, Art.7 - BG, IE, EL, ES, IT, LV, HU, PT, SI, SK	-	-	-	-	-	-	-	-	13.9	-	-	-	-	-	-	-	-	-	-	-	-	-	-	-	-	-	-	-	-	-	-	-	-	-	-
05 02 16 01 0000 050		Additional aid for diversification - payments 03/2012 - R.320/06, Art.7 - BG, IE, EL, ES, IT, LV, HU, PT, SI, SK	-	-	-	-	-	-	-	-	-	-	-	-	-	-	-	-	-	-	-	-	-	-	-	-	-	-	-	-	-	-	-	-	-	-	-
05 02 16 01 0000 050		Additional aid for diversification - payments 03/2012 - R.320/06, Art.7 - BG, IE, EL, ES, IT, LV, HU, PT, SI, SK	-	-	-	-	-	-	-	-	-	-	-	-	-	-	-	-	-	-	-	-	-	-	-	-	-	-	-	-	-	-	-	-	-	-	-
05 02 16 01 0000 050		Additional aid for diversification - payments 03/2012 - R.320/06, Art.7 - BG, IE, EL, ES, IT, LV, HU, PT, SI, SK	-	-	-	-	-	-	-	-	-	-	-	-	-	-	-	-	-	-	-	-	-	-	-	-	-	-	-	-	-	-	-	-	-	-	-

In EUR million

ANNEX 33

EXPENDITURE CHARGED AGAINST THE 2012 BUDGET
 DETAILS by SUB-ITEM and by MEMBER STATE

Budget Line	Fund Source	Item	BE	BG	CZ	DK	DE	EE	IE	EL	ES	FR	IT	CY	LV	LT	LU	HU	MT	NL	AT	PL	PT	RO	SI	SK	FI	SE	UK	CE	TOTAL	
05 03 01 01 0000 007 C5		Single Payment Scheme - 0% modulation - R.73/09, title III - calendar year 2009 - BE, DK, DE, IE, EL, ES, FR, IT, LU, MT, NL, AT, PT, SI, FI, SE	0.0	-	-	0.0	0.0	-	0.1	-	0.0	-	0.1	-	-	-	-	-	-	-	-	-	0.0	-	0.0	0.0	-	-	-	-	0.240	
05 03 01 01 0000 007 NA		Single Payment Scheme - 0% modulation - R.73/09, title III - calendar year 2009 - BE, DK, DE, IE, EL, ES, FR, IT, LU, MT, NL, AT, PT, SI, FI, SE	-	-	-	-	-	-	-	-	-	-	-	-	-	-	-	-	-	-	-	-	-	-	-	-	-	-	-	-	-	-
05 03 01 01 0000 007		Single Payment Scheme - 0% modulation - R.73/09, title III - calendar year 2009 - BE, DK, DE, IE, EL, ES, FR, IT, LU, MT, NL, AT, PT, SI, FI, SE	- 0.0	-	-	0.0	0.0	-	0.4	- 1.0	1.9	-	1.3	-	-	-	0.0	0.0	0.2	-	0.1	-	0.0	-	0.0	- 0.0	- 0.1	-	-	-	3.018	
05 03 01 01 0000 008 C1		Single Payment Scheme - payments 5.000 €-300.000 € - 7% modulation - R.73/09, title III - calendar year 2009 - BE, DK, DE, IE, EL, ES, FR, IT, LU, NL, AT, PT, FI, SE	0.0	-	-	0.0	0.1	-	0.3	-	5.4	0.4	2.7	-	-	-	0.0	-	-	0.1	0.3	-	0.1	-	-	0.0	0.2	-	-	-	9.592	
05 03 01 01 0000 008 C5		Single Payment Scheme - payments 5.000 €-300.000 € - 7% modulation - R.73/09, title III - calendar year 2009 - BE, DK, DE, IE, EL, ES, FR, IT, LU, NL, AT, PT, FI, SE	0.0	-	-	0.0	0.0	-	0.2	0.4	0.0	-	0.0	-	-	-	-	-	-	-	-	-	0.1	-	-	0.0	0.0	-	-	-	0.838	
05 03 01 01 0000 008 NA		Single Payment Scheme - payments 5.000 €-300.000 € - 7% modulation - R.73/09, title III - calendar year 2009 - BE, DK, DE, IE, EL, ES, FR, IT, LU, NL, AT, PT, FI, SE	-	-	-	-	-	-	-	-	-	-	-	-	-	-	-	-	-	-	-	-	-	-	-	-	-	-	-	-	-	-
05 03 01 01 0000 008		Single Payment Scheme - payments 5.000 €-300.000 € - 7% modulation - R.73/09, title III - calendar year 2009 - BE, DK, DE, IE, EL, ES, FR, IT, LU, NL, AT, PT, FI, SE	0.0	-	-	0.0	0.2	-	0.6	0.4	5.4	0.4	2.7	-	-	-	0.0	-	-	0.1	0.3	-	0.1	-	-	0.0	0.2	-	-	-	10.430	
05 03 01 01 0000 009 C1		Single Payment Scheme - payments > 300.000 € - 11% modulation - R.73/09, title III - calendar year 2009 - BE, DK, DE, IE, EL, ES, FR, IT, LU, NL, AT, PT, FI, SE	-	-	-	-	0.0	-	0.0	-	0.1	-	0.7	-	-	-	-	-	-	-	0.0	-	-	-	-	-	-	-	-	-	0.840	
05 03 01 01 0000 009 C5		Single Payment Scheme - payments > 300.000 € - 11% modulation - R.73/09, title III - calendar year 2009 - BE, DK, DE, IE, EL, ES, FR, IT, LU, NL, AT, PT, FI, SE	-	-	-	-	0.0	-	-	0.0	0.0	-	-	-	-	-	-	-	-	-	-	-	-	-	-	-	-	-	-	-	0.001	
05 03 01 01 0000 009 NA		Single Payment Scheme - payments > 300.000 € - 11% modulation - R.73/09, title III - calendar year 2009 - BE, DK, DE, IE, EL, ES, FR, IT, LU, NL, AT, PT, FI, SE	-	-	-	-	-	-	-	-	-	-	-	-	-	-	-	-	-	-	-	-	-	-	-	-	-	-	-	-	-	-
05 03 01 01 0000 009		Single Payment Scheme - payments > 300.000 € - 11% modulation - R.73/09, title III - calendar year 2009 - BE, DK, DE, IE, EL, ES, FR, IT, LU, NL, AT, PT, FI, SE	-	-	-	-	0.0	-	0.0	0.0	0.1	-	0.7	-	-	-	-	-	-	-	0.0	-	-	-	-	-	-	-	-	-	0.841	
05 03 01 01 0000 011 C1		Single Payment Scheme - payments < 5.000 € - 14% modulation - R.73/09, title III - calendar year 2009 - England, UK	-	-	-	-	-	-	-	-	-	-	-	-	-	-	-	-	-	-	-	-	-	-	-	-	-	-	- 1.1	-	- 1.089	
05 03 01 01 0000 011 C5		Single Payment Scheme - payments < 5.000 € - 14% modulation - R.73/09, title III - calendar year 2009 - England, UK	-	-	-	-	-	-	-	-	-	-	-	-	-	-	-	-	-	-	-	-	-	-	-	-	-	0.2	-	0.158		
05 03 01 01 0000 011 NA		Single Payment Scheme - payments < 5.000 € - 14% modulation - R.73/09, title III - calendar year 2009 - England, UK	-	-	-	-	-	-	-	-	-	-	-	-	-	-	-	-	-	-	-	-	-	-	-	-	-	-	-	-	-	-
05 03 01 01 0000 011		Single Payment Scheme - payments < 5.000 € - 14% modulation - R.73/09, title III - calendar year 2009 - England, UK	-	-	-	-	-	-	-	-	-	-	-	-	-	-	-	-	-	-	-	-	-	-	-	-	-	-	- 0.9	-	- 0.931	
05 03 01 01 0000 012 C1		Single Payment Scheme - payments > 5.000 € - 19% modulation - R.73/09, title III - calendar year 2009 - England, UK	-	-	-	-	-	-	-	-	-	-	-	-	-	-	-	-	-	-	-	-	-	-	-	-	3.2	-	3.248			
05 03 01 01 0000 012 C5		Single Payment Scheme - payments > 5.000 € - 19% modulation - R.73/09, title III - calendar year 2009 - England, UK	-	-	-	-	-	-	-	-	-	-	-	-	-	-	-	-	-	-	-	-	-	-	-	-	-	0.3	-	0.330		
05 03 01 01 0000 012 NA		Single Payment Scheme - payments > 5.000 € - 19% modulation - R.73/09, title III - calendar year 2009 - England, UK	-	-	-	-	-	-	-	-	-	-	-	-	-	-	-	-	-	-	-	-	-	-	-	-	-	-	-	-	-	-

In EUR million

DIRECTORATE-GENERAL FOR AGRICULTURE AND RURAL DEVELOPMENT
Directorate I. Management of resources.
I.1. Budget management
EAGF - 2012 FINANCIAL REPORT

EAGF - EUROPEAN AGRICULTURAL GUARANTEE FUND

ANNEX 33

EXPENDITURE CHARGED AGAINST THE 2012 BUDGET
 DETAILS by SUB-ITEM and by MEMBER STATE

Budget Line	Fund source	Item	BE	BG	CZ	DK	DE	EE	IE	EL	ES	FR	IT	CY	LV	LT	LU	HU	MT	NL	AT	PL	PT	RO	SI	SK	FI	SE	UK	CE	TOTAL		
05 03 01 01 0000 012		Single Payment Scheme - payments > 5.000 € - 19% modulation - R.73/09, title III - calendar year 2009 - England, UK	-	-	-	-	-	-	-	-	-	-	-	-	-	-	-	-	-	-	-	-	-	-	-	-	-	-	-	-	3.6	3.578	
05 03 01 01 0000 013 C1		Single Payment Scheme - payments < 5.000 € - 7% modulation - R.73/09, title III - calendar year 2009 - Northern Ireland, UK	-	-	-	-	-	-	-	-	-	-	-	-	-	-	-	-	-	-	-	-	-	-	-	-	-	-	-	-	0.1	0.123	
05 03 01 01 0000 013 C5		Single Payment Scheme - payments < 5.000 € - 7% modulation - R.73/09, title III - calendar year 2009 - Northern Ireland, UK	-	-	-	-	-	-	-	-	-	-	-	-	-	-	-	-	-	-	-	-	-	-	-	-	-	-	-	-	0.0	0.018	
05 03 01 01 0000 013 NA		Single Payment Scheme - payments < 5.000 € - 7% modulation - R.73/09, title III - calendar year 2009 - Northern Ireland, UK	-	-	-	-	-	-	-	-	-	-	-	-	-	-	-	-	-	-	-	-	-	-	-	-	-	-	-	-	0.1	0.141	
05 03 01 01 0000 014 C1		Single Payment Scheme - payments > 5.000 € - 12% modulation - R.73/09, title III - calendar year 2009 - Northern Ireland, UK	-	-	-	-	-	-	-	-	-	-	-	-	-	-	-	-	-	-	-	-	-	-	-	-	-	-	-	-	0.1	0.126	
05 03 01 01 0000 014 C5		Single Payment Scheme - payments > 5.000 € - 12% modulation - R.73/09, title III - calendar year 2009 - Northern Ireland, UK	-	-	-	-	-	-	-	-	-	-	-	-	-	-	-	-	-	-	-	-	-	-	-	-	-	-	-	-	0.0	0.001	
05 03 01 01 0000 014 NA		Single Payment Scheme - payments > 5.000 € - 12% modulation - R.73/09, title III - calendar year 2009 - Northern Ireland, UK	-	-	-	-	-	-	-	-	-	-	-	-	-	-	-	-	-	-	-	-	-	-	-	-	-	-	-	-	-	-	-
05 03 01 01 0000 014		Single Payment Scheme - payments > 5.000 € - 12% modulation - R.73/09, title III - calendar year 2009 - Northern Ireland, UK	-	-	-	-	-	-	-	-	-	-	-	-	-	-	-	-	-	-	-	-	-	-	-	-	-	-	-	-	0.1	0.128	
05 03 01 01 0000 015 C1		Single Payment Scheme - payments < 5.000 € - 4.2% modulation - R.73/09, title III - calendar year 2009 - Wales, UK	-	-	-	-	-	-	-	-	-	-	-	-	-	-	-	-	-	-	-	-	-	-	-	-	-	-	-	-	0.2	0.171	
05 03 01 01 0000 015 C5		Single Payment Scheme - payments < 5.000 € - 4.2% modulation - R.73/09, title III - calendar year 2009 - Wales, UK	-	-	-	-	-	-	-	-	-	-	-	-	-	-	-	-	-	-	-	-	-	-	-	-	-	-	-	-	0.0	0.010	
05 03 01 01 0000 015 NA		Single Payment Scheme - payments < 5.000 € - 4.2% modulation - R.73/09, title III - calendar year 2009 - Wales, UK	-	-	-	-	-	-	-	-	-	-	-	-	-	-	-	-	-	-	-	-	-	-	-	-	-	-	-	-	-	-	-
05 03 01 01 0000 015		Single Payment Scheme - payments < 5.000 € - 4.2% modulation - R.73/09, title III - calendar year 2009 - Wales, UK	-	-	-	-	-	-	-	-	-	-	-	-	-	-	-	-	-	-	-	-	-	-	-	-	-	-	-	-	0.2	0.181	
05 03 01 01 0000 016 C1		Single Payment Scheme - payments 5.000 €-300.000 € - 9.2% modulation - R.73/09, title III - calendar year 2009 - Wales, UK	-	-	-	-	-	-	-	-	-	-	-	-	-	-	-	-	-	-	-	-	-	-	-	-	-	-	-	-	0.1	0.104	
05 03 01 01 0000 016 C5		Single Payment Scheme - payments 5.000 €-300.000 € - 9.2% modulation - R.73/09, title III - calendar year 2009 - Wales, UK	-	-	-	-	-	-	-	-	-	-	-	-	-	-	-	-	-	-	-	-	-	-	-	-	-	-	-	-	0.1	0.117	
05 03 01 01 0000 016 NA		Single Payment Scheme - payments 5.000 €-300.000 € - 9.2% modulation - R.73/09, title III - calendar year 2009 - Wales, UK	-	-	-	-	-	-	-	-	-	-	-	-	-	-	-	-	-	-	-	-	-	-	-	-	-	-	-	-	-	-	-
05 03 01 01 0000 016		Single Payment Scheme - payments 5.000 €-300.000 € - 9.2% modulation - R.73/09, title III - calendar year 2009 - Wales, UK	-	-	-	-	-	-	-	-	-	-	-	-	-	-	-	-	-	-	-	-	-	-	-	-	-	-	-	-	0.2	0.221	
05 03 01 01 0000 017		Single Payment Scheme - payments > 300.000 € - 11% modulation - R.73/09, title III - calendar year 2009 - Wales, UK	-	-	-	-	-	-	-	-	-	-	-	-	-	-	-	-	-	-	-	-	-	-	-	-	-	-	-	-	-	-	-
05 03 01 01 0000 018 C1		Single Payment Scheme - payments < 5.000 € - 8.5% modulation - R.73/09, title III - calendar year 2009 - Scotland, UK	-	-	-	-	-	-	-	-	-	-	-	-	-	-	-	-	-	-	-	-	-	-	-	-	-	-	-	-	0.0	0.003	
05 03 01 01 0000 019 C1		Single Payment Scheme - payments > 5.000 € - 13.5% modulation - R.73/09, title III - calendar year 2009 - Scotland, UK	-	-	-	-	-	-	-	-	-	-	-	-	-	-	-	-	-	-	-	-	-	-	-	-	-	-	-	-	0.0	0.010	
05 03 01 01 0000 019 NA		Single Payment Scheme - payments > 5.000 € - 13.5% modulation - R.73/09, title III - calendar year 2009 - Scotland, UK	-	-	-	-	-	-	-	-	-	-	-	-	-	-	-	-	-	-	-	-	-	-	-	-	-	-	-	-	-	-	-

In EUR million

DIRECTORATE-GENERAL FOR AGRICULTURE AND RURAL DEVELOPMENT
Directorate I. Management of resources.
I.1. Budget management
EAGF - 2012 FINANCIAL REPORT

EAGF - EUROPEAN AGRICULTURAL GUARANTEE FUND

ANNEX 33

EXPENDITURE CHARGED AGAINST THE 2012 BUDGET
 DETAILS by SUB-ITEM and by MEMBER STATE

Budget Line	Fund source	Item	BE	BG	CZ	DK	DE	EE	IE	EL	ES	FR	IT	CY	LV	LT	LU	HU	MT	NL	AT	PL	PT	RO	SI	SK	FI	SE	UK	CE	TOTAL										
05 03 01 01 0000 024	C5	Single Payment Scheme - payments > 5.000 € - 19% modulation - R.73/09, title III - calendar year 2010 - England, UK	-	-	-	-	-	-	-	-	-	-	-	-	-	-	-	-	-	-	-	-	-	-	-	-	-	-	-	-	-	1.139									
05 03 01 01 0000 024	NA	Single Payment Scheme - payments > 5.000 € - 19% modulation - R.73/09, title III - calendar year 2010 - England, UK	-	-	-	-	-	-	-	-	-	-	-	-	-	-	-	-	-	-	-	-	-	-	-	-	-	-	-	-	-	-	-								
05 03 01 01 0000 024		Single Payment Scheme - payments > 5.000 € - 19% modulation - R.73/09, title III - calendar year 2010 - England, UK	-	-	-	-	-	-	-	-	-	-	-	-	-	-	-	-	-	-	-	-	-	-	-	-	-	-	-	-	-	-	-	-							
05 03 01 01 0000 025	C1	Single Payment Scheme - payments < 5.000 € - 8% modulation - R.73/09, title III - calendar year 2010 - Northern Ireland, UK	-	-	-	-	-	-	-	-	-	-	-	-	-	-	-	-	-	-	-	-	-	-	-	-	-	-	-	-	-	-	-	-	-						
05 03 01 01 0000 025	C5	Single Payment Scheme - payments < 5.000 € - 8% modulation - R.73/09, title III - calendar year 2010 - Northern Ireland, UK	-	-	-	-	-	-	-	-	-	-	-	-	-	-	-	-	-	-	-	-	-	-	-	-	-	-	-	-	-	-	-	-	-	-					
05 03 01 01 0000 025	NA	Single Payment Scheme - payments < 5.000 € - 8% modulation - R.73/09, title III - calendar year 2010 - Northern Ireland, UK	-	-	-	-	-	-	-	-	-	-	-	-	-	-	-	-	-	-	-	-	-	-	-	-	-	-	-	-	-	-	-	-	-	-					
05 03 01 01 0000 025		Single Payment Scheme - payments < 5.000 € - 8% modulation - R.73/09, title III - calendar year 2010 - Northern Ireland, UK	-	-	-	-	-	-	-	-	-	-	-	-	-	-	-	-	-	-	-	-	-	-	-	-	-	-	-	-	-	-	-	-	-	-					
05 03 01 01 0000 026	C1	Single Payment Scheme - payments > 5.000 € - 13% modulation - R.73/09, title III - calendar year 2010 - Northern Ireland, UK	-	-	-	-	-	-	-	-	-	-	-	-	-	-	-	-	-	-	-	-	-	-	-	-	-	-	-	-	-	-	-	-	-	-					
05 03 01 01 0000 026	C5	Single Payment Scheme - payments > 5.000 € - 13% modulation - R.73/09, title III - calendar year 2010 - Northern Ireland, UK	-	-	-	-	-	-	-	-	-	-	-	-	-	-	-	-	-	-	-	-	-	-	-	-	-	-	-	-	-	-	-	-	-	-	-				
05 03 01 01 0000 026	NA	Single Payment Scheme - payments > 5.000 € - 13% modulation - R.73/09, title III - calendar year 2010 - Northern Ireland, UK	-	-	-	-	-	-	-	-	-	-	-	-	-	-	-	-	-	-	-	-	-	-	-	-	-	-	-	-	-	-	-	-	-	-	-				
05 03 01 01 0000 026		Single Payment Scheme - payments > 5.000 € - 13% modulation - R.73/09, title III - calendar year 2010 - Northern Ireland, UK	-	-	-	-	-	-	-	-	-	-	-	-	-	-	-	-	-	-	-	-	-	-	-	-	-	-	-	-	-	-	-	-	-	-	-	-			
05 03 01 01 0000 027	C1	Single Payment Scheme - payments < 5.000 € - 5,8% modulation - R.73/09, title III - calendar year 2010 - Wales, UK	-	-	-	-	-	-	-	-	-	-	-	-	-	-	-	-	-	-	-	-	-	-	-	-	-	-	-	-	-	-	-	-	-	-	-	-			
05 03 01 01 0000 027	C5	Single Payment Scheme - payments < 5.000 € - 5,8% modulation - R.73/09, title III - calendar year 2010 - Wales, UK	-	-	-	-	-	-	-	-	-	-	-	-	-	-	-	-	-	-	-	-	-	-	-	-	-	-	-	-	-	-	-	-	-	-	-	-	-		
05 03 01 01 0000 027	NA	Single Payment Scheme - payments < 5.000 € - 5,8% modulation - R.73/09, title III - calendar year 2010 - Wales, UK	-	-	-	-	-	-	-	-	-	-	-	-	-	-	-	-	-	-	-	-	-	-	-	-	-	-	-	-	-	-	-	-	-	-	-	-	-		
05 03 01 01 0000 027		Single Payment Scheme - payments < 5.000 € - 5,8% modulation - R.73/09, title III - calendar year 2010 - Wales, UK	-	-	-	-	-	-	-	-	-	-	-	-	-	-	-	-	-	-	-	-	-	-	-	-	-	-	-	-	-	-	-	-	-	-	-	-	-		
05 03 01 01 0000 028	C1	Single Payment Scheme - payments 5.000 €-300.000 € - 10,8% modulation - R.73/09, title III - calendar year 2010 - Wales, UK	-	-	-	-	-	-	-	-	-	-	-	-	-	-	-	-	-	-	-	-	-	-	-	-	-	-	-	-	-	-	-	-	-	-	-	-	-		
05 03 01 01 0000 028	C5	Single Payment Scheme - payments 5.000 €-300.000 € - 10,8% modulation - R.73/09, title III - calendar year 2010 - Wales, UK	-	-	-	-	-	-	-	-	-	-	-	-	-	-	-	-	-	-	-	-	-	-	-	-	-	-	-	-	-	-	-	-	-	-	-	-	-	-	
05 03 01 01 0000 028	NA	Single Payment Scheme - payments 5.000 €-300.000 € - 10,8% modulation - R.73/09, title III - calendar year 2010 - Wales, UK	-	-	-	-	-	-	-	-	-	-	-	-	-	-	-	-	-	-	-	-	-	-	-	-	-	-	-	-	-	-	-	-	-	-	-	-	-	-	
05 03 01 01 0000 028		Single Payment Scheme - payments 5.000 €-300.000 € - 10,8% modulation - R.73/09, title III - calendar year 2010 - Wales, UK	-	-	-	-	-	-	-	-	-	-	-	-	-	-	-	-	-	-	-	-	-	-	-	-	-	-	-	-	-	-	-	-	-	-	-	-	-	-	
05 03 01 01 0000 029	C5	Single Payment Scheme - payments > 300.000 € - 12% modulation - R.73/09, title III - calendar year 2010 - Wales, UK	-	-	-	-	-	-	-	-	-	-	-	-	-	-	-	-	-	-	-	-	-	-	-	-	-	-	-	-	-	-	-	-	-	-	-	-	-	-	
05 03 01 01 0000 030	C1	Single Payment Scheme - payments < 5.000 € - 9% modulation - R.73/09, title III - calendar year 2010 - Scotland, UK	-	-	-	-	-	-	-	-	-	-	-	-	-	-	-	-	-	-	-	-	-	-	-	-	-	-	-	-	-	-	-	-	-	-	-	-	-	-	
05 03 01 01 0000 030	C5	Single Payment Scheme - payments < 5.000 € - 9% modulation - R.73/09, title III - calendar year 2010 - Scotland, UK	-	-	-	-	-	-	-	-	-	-	-	-	-	-	-	-	-	-	-	-	-	-	-	-	-	-	-	-	-	-	-	-	-	-	-	-	-	-	-
05 03 01 01 0000 030	NA	Single Payment Scheme - payments < 5.000 € - 9% modulation - R.73/09, title III - calendar year 2010 - Scotland, UK	-	-	-	-	-	-	-	-	-	-	-	-	-	-	-	-	-	-	-	-	-	-	-	-	-	-	-	-	-	-	-	-	-	-	-	-	-	-	-
05 03 01 01 0000 030		Single Payment Scheme - payments < 5.000 € - 9% modulation - R.73/09, title III - calendar year 2010 - Scotland, UK	-	-	-	-	-	-	-	-	-	-	-	-	-	-	-	-	-	-	-	-	-	-	-	-	-	-	-	-	-	-	-	-	-	-	-	-	-	-	-

In EUR million

DIRECTORATE-GENERAL FOR AGRICULTURE AND RURAL DEVELOPMENT
 Directorate I. Management of resources.
 I.1. Budget management
 EAGF - 2012 FINANCIAL REPORT

EAGF - EUROPEAN AGRICULTURAL GUARANTEE FUND

ANNEX 33

EXPENDITURE CHARGED AGAINST THE 2012 BUDGET
 DETAILS by SUB-ITEM and by MEMBER STATE

Budget Line	Fund source	Item	BE	BG	CZ	DK	DE	EE	IE	EL	ES	FR	IT	CY	LV	LT	LU	HU	MT	NL	AT	PL	PT	RO	SI	SK	FI	SE	UK	CE	TOTAL									
05 03 01 01 0000 034	NA	Single Payment Scheme - payments > 300.000 € - 13% modulation - R.73/09, title III - calendar year 2011 - BE, DK, DE, IE, EL, ES, FR, IT, LU, NL, AT, PT, FI, SE	0.1	-	-	5.7	374.7	-	0.4	-	30.9	3.4	52.5	-	-	-	-	-	-	2.2	1.9	-	4.1	-	-	-	0.1	2.5	-	-	478.447									
05 03 01 01 0000 034	NA	Single Payment Scheme - payments > 300.000 € - 13% modulation - R.73/09, title III - calendar year 2011 - BE, DK, DE, IE, EL, ES, FR, IT, LU, NL, AT, PT, FI, SE	-	-	-	-	-	-	-	-	-	-	-	-	-	-	-	-	-	-	-	-	-	-	-	-	-	-	-	-	-	395.570								
05 03 01 01 0000 035	NA	Single Payment Scheme - payments < 5.000 € - 14% modulation - R.73/09, title III - calendar year 2011 - England, UK	-	-	-	-	-	-	-	-	-	-	-	-	-	-	-	-	-	-	-	-	-	-	-	-	-	-	-	-	-	-	-							
05 03 01 01 0000 035	NA	Single Payment Scheme - payments < 5.000 € - 14% modulation - R.73/09, title III - calendar year 2011 - England, UK	-	-	-	-	-	-	-	-	-	-	-	-	-	-	-	-	-	-	-	-	-	-	-	-	-	-	-	-	-	-	-	-						
05 03 01 01 0000 036	C1	Single Payment Scheme - payments > 5.000 € - 19% modulation - R.73/09, title III - calendar year 2011 - England, UK	-	-	-	-	-	-	-	-	-	-	-	-	-	-	-	-	-	-	-	-	-	-	-	-	-	-	-	-	-	-	-	-	-					
05 03 01 01 0000 036	C1	Single Payment Scheme - payments > 5.000 € - 19% modulation - R.73/09, title III - calendar year 2011 - England, UK	-	-	-	-	-	-	-	-	-	-	-	-	-	-	-	-	-	-	-	-	-	-	-	-	-	-	-	-	-	-	-	-	-	-				
05 03 01 01 0000 037	NA	Single Payment Scheme - payments > 5.000 € - 19% modulation - R.73/09, title III - calendar year 2011 - England, UK	-	-	-	-	-	-	-	-	-	-	-	-	-	-	-	-	-	-	-	-	-	-	-	-	-	-	-	-	-	-	-	-	-	-				
05 03 01 01 0000 037	NA	Single Payment Scheme - payments > 5.000 € - 19% modulation - R.73/09, title III - calendar year 2011 - England, UK	-	-	-	-	-	-	-	-	-	-	-	-	-	-	-	-	-	-	-	-	-	-	-	-	-	-	-	-	-	-	-	-	-	-	-			
05 03 01 01 0000 038	NA	Single Payment Scheme - payments > 5.000 € - 14% modulation - R.73/09, title III - calendar year 2011 - Northern Ireland, UK	-	-	-	-	-	-	-	-	-	-	-	-	-	-	-	-	-	-	-	-	-	-	-	-	-	-	-	-	-	-	-	-	-	-	-			
05 03 01 01 0000 038	NA	Single Payment Scheme - payments > 5.000 € - 14% modulation - R.73/09, title III - calendar year 2011 - Northern Ireland, UK	-	-	-	-	-	-	-	-	-	-	-	-	-	-	-	-	-	-	-	-	-	-	-	-	-	-	-	-	-	-	-	-	-	-	-	-		
05 03 01 01 0000 038	NA	Single Payment Scheme - payments > 5.000 € - 14% modulation - R.73/09, title III - calendar year 2011 - Northern Ireland, UK	-	-	-	-	-	-	-	-	-	-	-	-	-	-	-	-	-	-	-	-	-	-	-	-	-	-	-	-	-	-	-	-	-	-	-	-		
05 03 01 01 0000 039	C1	Single Payment Scheme - payments < 5.000 € - 6.5% modulation - R.73/09, title III - calendar year 2011 - Wales, UK	-	-	-	-	-	-	-	-	-	-	-	-	-	-	-	-	-	-	-	-	-	-	-	-	-	-	-	-	-	-	-	-	-	-	-	-		
05 03 01 01 0000 039	C1	Single Payment Scheme - payments < 5.000 € - 6.5% modulation - R.73/09, title III - calendar year 2011 - Wales, UK	-	-	-	-	-	-	-	-	-	-	-	-	-	-	-	-	-	-	-	-	-	-	-	-	-	-	-	-	-	-	-	-	-	-	-	-	-	
05 03 01 01 0000 040	C1	Single Payment Scheme - payments < 5.000 € - 6.5% modulation - R.73/09, title III - calendar year 2011 - Wales, UK	-	-	-	-	-	-	-	-	-	-	-	-	-	-	-	-	-	-	-	-	-	-	-	-	-	-	-	-	-	-	-	-	-	-	-	-	-	
05 03 01 01 0000 040	NA	Single Payment Scheme - payments 5.000 € - 300.000 € - 11.5% modulation - R.73/09, title III - calendar year 2011 - Wales, UK	-	-	-	-	-	-	-	-	-	-	-	-	-	-	-	-	-	-	-	-	-	-	-	-	-	-	-	-	-	-	-	-	-	-	-	-	-	
05 03 01 01 0000 040	NA	Single Payment Scheme - payments 5.000 € - 300.000 € - 11.5% modulation - R.73/09, title III - calendar year 2011 - Wales, UK	-	-	-	-	-	-	-	-	-	-	-	-	-	-	-	-	-	-	-	-	-	-	-	-	-	-	-	-	-	-	-	-	-	-	-	-	-	-
05 03 01 01 0000 040	NA	Single Payment Scheme - payments 5.000 € - 300.000 € - 11.5% modulation - R.73/09, title III - calendar year 2011 - Wales, UK	-	-	-	-	-	-	-	-	-	-	-	-	-	-	-	-	-	-	-	-	-	-	-	-	-	-	-	-	-	-	-	-	-	-	-	-	-	-

In EUR million

ANNEX 33
 EXPENDITURE CHARGED AGAINST THE 2012 BUDGET
 DETAILS by SUB-ITEM and by MEMBER STATE

Budget Line	Fund source	Item	BE	BG	CZ	DK	DE	EE	IE	EL	ES	FR	IT	CY	LV	LT	LU	HU	MT	NL	AT	PL	PT	RO	SI	SK	FI	SE	UK	CE	TOTAL	
05 03 01 99 0000 374	C1	Correction - ceiling - R.73/09, Annex VIII - decoupled direct aids - 9% modulation - calendar year 2011	- 0.1	-	-	-	-	-	-	-	-	-	-	-	-	-	-	-	-	-	-	-	-	-	-	-	-	-	-	-	- 0.050	
05 03 01 99 0000 375	C1	Correction - ceiling - R.73/09, Annex VIII - decoupled direct aids - 13% modulation - calendar year 2011	- 0.1	-	-	-	-	-	-	-	-	-	-	-	-	-	-	-	-	-	-	-	-	-	-	-	-	-	-	-	- 0.132	
05 03 01 99	C1	Other (decoupled direct aids)	- 0.4	-	-	-	-	-	-	-	-	-	-	-	-	-	-	-	-	-	-	-	-	-	-	-	-	-	-	-	- 0.985	
05 03 01	C4	Decoupled direct aids	446.2	371.6	711.4	897.1	5 244.1	80.6	1 239.0	2 037.4	4 130.7	6 756.3	3 672.5	35.9	114.1	298.7	17.2	1 032.5	4.3	783.6	633.9	2 407.4	403.4	879.9	99.1	308.4	486.6	648.6	3 249.8	-	36 992.336	
05 03 01	C4	Decoupled direct aids	-	-	-	-	-	-	-	-	242.4	-	-	-	-	-	-	-	-	-	-	-	-	-	-	-	-	-	-	-	242.413	
05 03 01	C5	Decoupled direct aids	24.2	-	-	0.1	0.3	-	1.2	2.3	247.6	0.2	130.2	-	-	-	-	17.0	-	0.6	-	-	0.5	-	1.2	0.0	0.2	5.0	-	430.715		
05 03 01	NA	Decoupled direct aids	-	-	-	-	-	-	-	-	-	-	-	-	-	-	-	-	-	-	-	-	-	-	-	-	-	-	-	-	-	
05 03 01	C1	Decoupled direct aids	470.5	371.6	711.4	897.1	5 244.4	80.6	1 240.2	2 039.7	4 378.3	7 000.9	3 802.7	35.9	114.1	298.7	34.3	1 032.5	4.3	784.3	633.9	2 407.4	403.9	879.9	100.3	308.4	486.6	648.7	3 254.8	-	37 665.465	
05 03 02 01 0000 005	C1	Area aid - cereals, oil-seeds, proteins, grass silage, set-aside - R.1782/03, Art.100, Art.107(6) - calendar year 2008 and earlier	- 0.0	-	-	-	- 0.2	-	0.0	0.0	0.3	0.0	- 1.9	-	-	-	-	-	-	-	0.0	-	-	-	-	-	-	-	-	-	- 1.374	
05 03 02 01 0000 005	NA	Area aid - cereals, oil-seeds, proteins, grass silage, set-aside - R.1782/03, Art.100, Art.107(6) - calendar year 2008 and earlier	-	-	-	-	-	-	-	-	-	-	-	-	-	-	-	-	-	-	-	-	-	-	-	-	-	-	-	-	-	-
05 03 02 01 0000 005	C1	Area aid - cereals, oil-seeds, proteins, grass silage, set-aside - R.1782/03, Art.100, Art.107(6) - calendar year 2008 and earlier	- 0.0	-	-	- 0.0	0.2	-	0.0	0.0	0.3	0.0	- 1.9	-	-	-	-	-	-	-	0.0	-	-	-	-	-	-	-	-	-	- 1.374	
05 03 02 01 0000 006	C1	Area aid - cereals, oil-seeds, proteins, grass silage, set-aside - 0% modulation - R.1782/03, Art.100, Art.107(6) - calendar year 2009 - ES, FR	-	-	-	-	-	-	-	-	0.0	-	-	-	-	-	-	-	-	-	-	-	-	-	-	-	-	-	-	-	0.040	
05 03 02 01 0000 007	C1	Area aid - cereals, oil-seeds, proteins, grass silage, set-aside - payments 5 000 €-300 000 € - 7% modulation - R.1782/03, Art.100, Art.107(6) - calendar year 2009 - ES, FR	-	-	-	-	-	-	-	-	0.3	0.0	-	-	-	-	-	-	-	-	-	-	-	-	-	-	-	-	-	-	0.296	
05 03 02 01 0000 008	C1	Area aid - cereals, oil-seeds, proteins, grass silage, set-aside - payments > 300 000 € - 11% modulation - R.1782/03, Art.100, Art.107(6) - calendar year 2009 - ES, FR	-	-	-	-	-	-	-	-	0.0	-	-	-	-	-	-	-	-	-	-	-	-	-	-	-	-	-	-	-	0.002	
05 03 02 01 1060 024	C1	Set-aside related to per hectare aid - non food - R.1782/03, Art.107 - calendar year 2006 and earlier	-	-	-	-	0.0	-	-	-	-	-	- 0.0	-	-	-	-	-	-	-	-	-	-	-	-	0.0	-	-	-	-	0.001	
05 03 02 01 1062 005	C1	Five-year set-aside - marketing year 97/98 and earlier	- 0.0	-	-	- 0.0	0.2	-	0.0	0.0	0.6	0.0	4.2	-	-	-	-	-	-	0.2	-	0.0	- 0.0	-	-	-	-	-	-	-	4.448	
05 03 02 01	NA	Crops area payments	-	-	-	-	-	-	-	-	-	-	-	-	-	-	-	-	-	-	-	-	-	-	-	-	-	-	-	3.414		
05 03 02 01	NA	Crops area payments	-	-	-	-	-	-	-	-	-	-	-	-	-	-	-	-	-	-	-	-	-	-	-	-	-	-	-	-	-	
05 03 02 01	C1	Crops area payments	- 0.0	-	-	- 0.0	0.2	-	0.0	0.0	0.6	0.0	2.3	-	-	-	-	-	-	0.2	-	0.0	- 0.0	-	-	-	-	-	-	-	3.414	
05 03 02 04 0000 005	C1	Supplementary aid - durum wheat - traditional production zones - R.1782/03, Art.105 - calendar year 2008 and earlier	-	-	-	-	-	-	-	-	0.1	0.0	- 1.0	-	-	-	-	-	-	-	-	-	-	-	-	-	-	-	-	-	- 0.902	
05 03 02 04 0000 006	C1	Supplementary aid - durum wheat - traditional production zones - 0% modulation - R.1782/03, Art.105 - calendar year 2009 - ES, FR	-	-	-	-	-	-	-	-	0.0	-	-	-	-	-	-	-	-	-	-	-	-	-	-	-	-	-	-	-	0.015	
05 03 02 04 0000 007	C1	Supplementary aid - durum wheat - traditional production zones - payments 5 000 €-300 000 € - 7% modulation - R.1782/03, Art.105 - calendar year 2009 - ES, FR	-	-	-	-	-	-	-	-	0.0	- 0.0	-	-	-	-	-	-	-	-	-	-	-	-	-	-	-	-	-	-	0.047	
05 03 02 04 0000 008	C1	Supplementary aid - durum wheat - traditional production zones > 300 000 € - 11% modulation - R.1782/03, Art.105 - calendar year 2009 - ES, FR	-	-	-	-	-	-	-	-	0.0	-	-	-	-	-	-	-	-	-	-	-	-	-	-	-	-	-	-	-	0.003	
05 03 02 04	C1	Supplementary aid for durum wheat - traditional production zones	-	-	-	-	-	-	-	-	0.1	0.0	- 1.0	-	-	-	-	-	-	-	-	-	-	-	-	-	-	-	-	-	- 0.838	
05 03 02 05 1800 116	C1	Cereals - R.1782/03, Art.99; Art.70(1)a) - crop 2008 and earlier	-	-	-	-	-	-	-	-	-	-	-	-	-	-	-	-	-	-	-	-	-	-	-	-	-	-	-	-	0.012	
05 03 02 05 1800 117	C1	Oil-seeds - R.1782/03, Art.99; Art.70(1)a) - crop 2008 and earlier	-	-	-	-	-	-	-	-	-	-	-	-	-	-	-	-	-	-	-	-	-	-	-	-	-	-	-	-	0.009	
05 03 02 05 1800 118	C1	Grainaceous - R.1782/03, Art.99; Art.70(1)a) - crop 2008 and earlier	-	-	-	-	-	-	-	-	-	-	-	-	-	-	-	-	-	-	-	-	-	-	-	-	- 0.0	-	-	-	- 0.005	
05 03 02 05 1800 119	C1	Leguminous - R.1782/03, Art.99; Art.70(1)a) - crop 2008 and earlier	-	-	-	-	-	-	-	-	-	-	- 0.0	-	-	-	-	-	-	-	-	-	-	-	-	-	-	-	-	-	- 0.016	
05 03 02 05 1800 120	C1	Rice - R.1782/03, Art.99; Art.70(1)a) - crop 2008 and earlier	-	-	-	-	-	-	-	-	-	-	-	-	-	-	-	-	-	-	-	-	-	-	-	-	-	-	-	-	-	

In EUR million

DIRECTORATE-GENERAL FOR AGRICULTURE AND RURAL DEVELOPMENT
 Directorate I. Management of resources.
 I.1. Budget management
 EAGF - 2012 FINANCIAL REPORT

EAGF - EUROPEAN AGRICULTURAL GUARANTEE FUND

ANNEX 33

EXPENDITURE CHARGED AGAINST THE 2012 BUDGET
 DETAILS by SUB-ITEM and by MEMBER STATE

Budget Line	Fund Source	Item	BE	BG	CZ	DK	DE	EE	IE	EL	ES	FR	IT	CY	LV	LT	LU	HU	MT	NL	AT	PL	PT	RO	SI	SK	FI	SE	UK	CE	TOTAL	
05 03 02 06 2120 046 C1		Suckler cow premium - payments > 300.000 € - 11% modulation - R.1782/03, Art.125; R.1973/04, Art.126 - calendar year 2009 - BE, ES, FR, AT, PT									0.0											0.0									0.001	
05 03 02 06 2120 047 C1		Suckler cow premium - 0% modulation - R.1121/09, Art.82; R.73/09, Art.111 - calendar year 2010 - BE, ES, FR, AT, PT	0.0								0.0										0.1										0.197	
05 03 02 06 2120 047 NA		Suckler cow premium - 0% modulation - R.1121/09, Art.82; R.73/09, Art.111 - calendar year 2010 - BE, ES, FR, AT, PT																														
05 03 02 06 2120 047		Suckler cow premium - 0% modulation - R.1121/09, Art.82; R.73/09, Art.111 - calendar year 2010 - BE, ES, FR, AT, PT	0.0								0.0										0.1											0.197
05 03 02 06 2120 048 C1		Suckler cow premium - payments 5.000 €-300.000 € - 8% modulation - R.1121/09, Art.82; R.73/09, Art.111 - calendar year 2010 - BE, ES, FR, AT, PT	0.0								0.2	0.0									0.1			0.1								0.460
05 03 02 06 2120 048 NA		Suckler cow premium - payments 5.000 €-300.000 € - 8% modulation - R.1121/09, Art.82; R.73/09, Art.111 - calendar year 2010 - BE, ES, FR, AT, PT																														
05 03 02 06 2120 048		Suckler cow premium - payments 5.000 €-300.000 € - 8% modulation - R.1121/09, Art.82; R.73/09, Art.111 - calendar year 2010 - BE, ES, FR, AT, PT	0.0								0.2	0.0									0.1			0.1								0.460
05 03 02 06 2120 049 C1		Suckler cow premium - payments > 300.000 € - 12% modulation - R.1121/09, Art.82; R.73/09, Art.111 - calendar year 2010 - BE, ES, FR, AT, PT									0.0																					0.019
05 03 02 06 2120 050 C1		Suckler cow premium - 0% modulation - R.1121/09, Art.82; R.73/09, Art.111 - calendar year 2011 - BE, ES, FR, AT, PT	5.7								40.5	111.8									32.5		25.2								215.750	
05 03 02 06 2120 050 NA		Suckler cow premium - 0% modulation - R.1121/09, Art.82; R.73/09, Art.111 - calendar year 2011 - BE, ES, FR, AT, PT																														
05 03 02 06 2120 050		Suckler cow premium - 0% modulation - R.1121/09, Art.82; R.73/09, Art.111 - calendar year 2011 - BE, ES, FR, AT, PT	5.7								40.5	111.8									32.5		25.2								215.750	
05 03 02 06 2120 051 C1		Suckler cow premium - payments 5.000 €-300.000 € - 9% modulation - R.1121/09, Art.82; R.73/09, Art.111 - calendar year 2011 - BE, ES, FR, AT, PT	64.9								194.0	374.7									33.4		47.2								714.249	
05 03 02 06 2120 051 NA		Suckler cow premium - payments 5.000 €-300.000 € - 9% modulation - R.1121/09, Art.82; R.73/09, Art.111 - calendar year 2011 - BE, ES, FR, AT, PT																														
05 03 02 06 2120 051		Suckler cow premium - payments 5.000 €-300.000 € - 9% modulation - R.1121/09, Art.82; R.73/09, Art.111 - calendar year 2011 - BE, ES, FR, AT, PT	64.9								194.0	374.7									33.4		47.2								714.249	
05 03 02 06 2120 052 C1		Suckler cow premium - payments > 300.000 € - 13% modulation - R.1121/09, Art.82; R.73/09, Art.111 - calendar year 2011 - BE, ES, FR, AT, PT	0.0								2.4	0.0									0.0		0.3								2.741	
05 03 02 06 2120 052 NA		Suckler cow premium - payments > 300.000 € - 13% modulation - R.1121/09, Art.82; R.73/09, Art.111 - calendar year 2011 - BE, ES, FR, AT, PT																														
05 03 02 06 2120 052		Suckler cow premium - payments > 300.000 € - 13% modulation - R.1121/09, Art.82; R.73/09, Art.111 - calendar year 2011 - BE, ES, FR, AT, PT	0.0								2.4	0.0									0.0		0.3								2.741	
05 03 02 06 2121 126 C1		Suckler cow premium - R.1782/03, Art.125(5) - calendar year 2008 and earlier	70.7					0.0	0.1		237.6	486.6	-0.3								66.3		73.0				0.0				933.971	
05 03 02 06 2121 126 NA		Suckler cow premium - R.1782/03, Art.125(5) - calendar year 2008 and earlier																														
05 03 02 06 2121 126		Suckler cow premium - R.1782/03, Art.125(5) - calendar year 2008 and earlier	70.7					0.0	0.1		237.6	486.6	-0.3								66.3		73.0				0.0				933.971	
05 03 02 07 2121 127 C1		Additional premium - suckler cow - 0% modulation - R.1782/03, Art.125(5) - calendar year 2009 - BE, ES, AT, PT	-0.0								0.0																				-0.010	
05 03 02 07 2121 127 NA		Additional premium - suckler cow - 0% modulation - R.1782/03, Art.125(5) - calendar year 2009 - BE, ES, AT, PT																														
05 03 02 07 2121 127		Additional premium - suckler cow - 0% modulation - R.1782/03, Art.125(5) - calendar year 2009 - BE, ES, AT, PT	-0.0								0.0																					0.005
05 03 02 07 2121 128 C1		Additional premium - suckler cow - payments 5.000 € - 7% modulation - R.1782/03, Art.125(5) - calendar year 2009 - BE, ES, AT, PT	0.0								0.0																					0.040
05 03 02 07 2121 128 NA		Additional premium - suckler cow - payments 5.000 € - 7% modulation - R.1782/03, Art.125(5) - calendar year 2009 - BE, ES, AT, PT																														
05 03 02 07 2121 128		Additional premium - suckler cow - payments 5.000 € - 7% modulation - R.1782/03, Art.125(5) - calendar year 2009 - BE, ES, AT, PT	0.0								0.0																					0.040
05 03 02 07 2121 130 C1		Additional premium - suckler cow - 0% modulation - R.73/09, Art.111(5) - calendar year 2010 - BE, ES, AT, PT	0.0								0.0																					0.011
05 03 02 07 2121 130 NA		Additional premium - suckler cow - 0% modulation - R.73/09, Art.111(5) - calendar year 2010 - BE, ES, AT, PT																														
05 03 02 07 2121 130		Additional premium - suckler cow - 0% modulation - R.73/09, Art.111(5) - calendar year 2010 - BE, ES, AT, PT	0.0								0.0																					0.011

In EUR million

DIRECTORATE-GENERAL FOR AGRICULTURE AND RURAL DEVELOPMENT
Directorate I. Management of resources.
I.1. Budget management
EAGF - 2012 FINANCIAL REPORT

EAGF - EUROPEAN AGRICULTURAL GUARANTEE FUND

ANNEX 33

EXPENDITURE CHARGED AGAINST THE 2012 BUDGET
 DETAILS by SUB-ITEM and by MEMBER STATE

Budget Line	Fund Source	Item	BE	BG	CZ	DK	DE	EE	IE	EL	ES	FR	IT	CY	LV	LT	LU	HU	MT	NL	AT	PL	PT	RO	SI	SK	FI	SE	UK	CE	TOTAL		
05 03 02 08 2122 097 C1		Special premium - calendar year 2008 and earlier - R.1782/03, Art.123 - not castrated	0.0	-	-	0.0	0.0	-	0.0	-0.0	0.1	-0.0	-0.3	-	-	-	-	-	-	-	0.0	-	-	-	0.0	-	0.0	0.0	-	-	-0.177		
05 03 02 08 2122 097 NA		Special premium - calendar year 2008 and earlier - R.1782/03, Art.123 - not castrated	-	-	-	-	-	-	-	-	-	-	-	-	-	-	-	-	-	-	-	-	-	-	-	-	-	-	-	-	-	-	
05 03 02 08 2122 097		Special premium - calendar year 2008 and earlier - R.1782/03, Art.123 - not castrated	0.0	-	-	0.0	0.0	-	0.0	-0.0	0.1	-0.0	-0.3	-	-	-	-	-	-	-	-	0.0	-	-	-	0.0	-	0.0	0.0	-	-	-0.177	
05 03 02 08 2122 098 C1		Special premium - castrated - 1, tranche - 0% modulation - R.1782/03, Art.123; R.1973/04, Art.126 - calendar year 2009 - DK, SI, FI, SE	-	-	-	-	-	-	-	-	-	-	-	-	-	-	-	-	-	-	-	-	-	-	-	-	-	-	-	-	-	-0.012	
05 03 02 08 2122 099 C1		Special premium - castrated - 1, tranche - payments 5.000 €-300.000 € - 7% modulation - R.1782/03, Art.123; R.1973/04, Art.126 - calendar year 2009 - DK, FI, SE	-	-	-	0.0	-	-	-	-	-	-	-	-	-	-	-	-	-	-	-	-	-	-	-	-	-	0.0	-	-	-	0.013	
05 03 02 08 2122 099 NA		Special premium - castrated - 1, tranche - payments 5.000 €-300.000 € - 7% modulation - R.1782/03, Art.123; R.1973/04, Art.126 - calendar year 2009 - DK, FI, SE	-	-	-	-	-	-	-	-	-	-	-	-	-	-	-	-	-	-	-	-	-	-	-	-	-	-	-	-	-	-	
05 03 02 08 2122 099		Special premium - castrated - 1, tranche - payments 5.000 €-300.000 € - 7% modulation - R.1782/03, Art.123; R.1973/04, Art.126 - calendar year 2009 - DK, FI, SE	-	-	-	0.0	-	-	-	-	-	-	-	-	-	-	-	-	-	-	-	-	-	-	-	-	-	0.0	-	-	-	0.013	
05 03 02 08 2122 100		Special premium - castrated - 1, tranche - payments > 300.000 € - 11% modulation - R.1782/03, Art.123; R.1973/04, Art.126 - calendar year 2009 - DK, FI, SE	-	-	-	-	-	-	-	-	-	-	-	-	-	-	-	-	-	-	-	-	-	-	-	-	-	-	-	-	-	-	
05 03 02 08 2122 104 C1		Special premium - castrated - 2, tranche - 0% modulation - R.1782/03, Art.123; R.1973/04, Art.126 - calendar year 2009 - DK, FI, SE	-	-	-	-	-	-	-	-	-	-	-	-	-	-	-	-	-	-	-	-	-	-	-	-	-	-	-	-	-	-	-0.012
05 03 02 08 2122 105 C1		Special premium - castrated - 2, tranche - payments 5.000 €-300.000 € - 7% modulation - R.1782/03, Art.123; R.1973/04, Art.126 - calendar year 2009 - DK, FI, SE	-	-	-	0.0	-	-	-	-	-	-	-	-	-	-	-	-	-	-	-	-	-	-	-	-	-	0.0	-	-	-	0.012	
05 03 02 08 2122 105 NA		Special premium - castrated - 2, tranche - payments 5.000 €-300.000 € - 7% modulation - R.1782/03, Art.123; R.1973/04, Art.126 - calendar year 2009 - DK, FI, SE	-	-	-	-	-	-	-	-	-	-	-	-	-	-	-	-	-	-	-	-	-	-	-	-	-	-	-	-	-	-	
05 03 02 08 2122 105		Special premium - castrated - 2, tranche - payments 5.000 €-300.000 € - 7% modulation - R.1782/03, Art.123; R.1973/04, Art.126 - calendar year 2009 - DK, FI, SE	-	-	-	0.0	-	-	-	-	-	-	-	-	-	-	-	-	-	-	-	-	-	-	-	-	-	0.0	-	-	-	0.012	
05 03 02 08 2122 106		Special premium - castrated - 2, tranche - payments > 300.000 € - 11% modulation - R.1782/03, Art.123; R.1973/04, Art.126 - calendar year 2009 - DK, FI, SE	-	-	-	-	-	-	-	-	-	-	-	-	-	-	-	-	-	-	-	-	-	-	-	-	-	-	-	-	-	-	
05 03 02 08 2122 110 C1		Special premium - not castrated - 0% modulation - R.1782/03, Art.123; R.1973/04, Art.126 - calendar year 2009 - DK, SI, FI, SE	-	-	-	0.0	-	-	-	-	-	-	-	-	-	-	-	-	-	-	-	-	-	-	-	-	-	-	-	-	-	-	-0.104
05 03 02 08 2122 110 NA		Special premium - not castrated - 0% modulation - R.1782/03, Art.123; R.1973/04, Art.126 - calendar year 2009 - DK, SI, FI, SE	-	-	-	-	-	-	-	-	-	-	-	-	-	-	-	-	-	-	-	-	-	-	-	-	-	-	-	-	-	-	-
05 03 02 08 2122 110		Special premium - not castrated - 0% modulation - R.1782/03, Art.123; R.1973/04, Art.126 - calendar year 2009 - DK, SI, FI, SE	-	-	-	0.0	-	-	-	-	-	-	-	-	-	-	-	-	-	-	-	-	-	-	-	-	-	-	-	-	-	-	-0.104
05 03 02 08 2122 111 C1		Special premium - not castrated - payments 5.000 €-300.000 € - 7% modulation - R.1782/03, Art.123; R.1973/04, Art.126 - calendar year 2009 - DK, FI, SE	-	-	-	-	-	-	-	-	-	-	-	-	-	-	-	-	-	-	-	-	-	-	-	-	-	0.0	0.1	-	-	0.165	
05 03 02 08 2122 111 NA		Special premium - not castrated - payments 5.000 €-300.000 € - 7% modulation - R.1782/03, Art.123; R.1973/04, Art.126 - calendar year 2009 - DK, FI, SE	-	-	-	-	-	-	-	-	-	-	-	-	-	-	-	-	-	-	-	-	-	-	-	-	-	-	-	-	-	-	
05 03 02 08 2122 111		Special premium - not castrated - payments 5.000 €-300.000 € - 7% modulation - R.1782/03, Art.123; R.1973/04, Art.126 - calendar year 2009 - DK, FI, SE	-	-	-	-	-	-	-	-	-	-	-	-	-	-	-	-	-	-	-	-	-	-	-	-	0.0	0.1	-	-	-	0.165	
05 03 02 08 2122 112 C1		Special premium - not castrated - payments > 300.000 € - 11% modulation - R.1782/03, Art.123; R.1973/04, Art.126 - calendar year 2009 - DK, FI, SE	-	-	-	-	-	-	-	-	-	-	-	-	-	-	-	-	-	-	-	-	-	-	-	-	-	-	-	-	-	-	-0.000

In EUR million

ANNEX 33
 EXPENDITURE CHARGED AGAINST THE 2012 BUDGET
 DETAILS by SUB-ITEM and by MEMBER STATE

Budget Line	Fund Source	Item	BE	BG	CZ	DK	DE	EE	EE	IE	EL	ES	FR	IT	CY	LV	LT	LU	HU	MT	NL	AT	PL	PT	RO	SI	SK	FI	SE	UK	CE	TOTAL	
05 03 02 09 2124 064	NA	Calif premium - payments 5.000 €300.000 € - 9% modulation - R.73/09, Art.116(1)(b); R.1121/09, Art.82 - calendar year 2011 - BE, ES, PT	5.0	-	-	-	-	-	-	-	-	0.3	-	-	-	-	-	-	-	-	-	-	-	0.6	-	-	-	-	-	-	-	5.955	
05 03 02 09 2124 065	C1	Calif premium - payments > 300.000 € - 13% modulation - R.73/09, Art.116(1)(b); R.1121/09, Art.82 - calendar year 2011 - BE, ES, PT	0.2	-	-	-	-	-	-	-	-	0.0	-	-	-	-	-	-	-	-	-	-	-	-	-	-	-	-	-	-	-	0.215	
05 03 02 09	C1	Beef slaughter premium — Calves	5.9	-	-	-	0.0	-	-	-	-	0.5	0.1	-0.0	-	-	-	-	-	-	0.0	0.0	-	0.9	-	-	-	-	-	0.0	-	7.343	
05 03 02 09	NA	Beef slaughter premium — Calves	5.9	-	-	-	-	-	-	-	-	0.5	0.1	-0.0	-	-	-	-	-	-	0.0	0.0	-	0.9	-	-	-	-	-	0.0	-	7.343	
05 03 02 10 2124 035		Adult premium - Art.182; R.1117/06 - calendar year 2001 - NL	-	-	-	-	-	-	-	-	-	-	-	-	-	-	-	-	-	-	-	-	-	-	-	-	-	-	-	-	-	-	
05 03 02 10 2124 085	C1	Adult premium - R.1782/03, Art.130(1)(a) - calendar year 2008 and earlier	-	-	-	-	-0.0	-	-	-	-	0.0	0.0	-0.2	-	-	-	-	-	-	0.0	0.0	-	0.0	-	-	-	-	-	-	-	0.007	
05 03 02 10 2124 085	NA	Adult premium - R.1782/03, Art.130(1)(a) - calendar year 2008 and earlier	-	-	-	-	-	-	-	-	-	-	-	-	-	-	-	-	-	-	-	-	-	-	-	-	-	-	-	-	-	-	
05 03 02 10 2124 085	C1	Adult premium - R.1782/03, Art.130(1)(a) - calendar year 2008 and earlier	-	-	-	-	-0.0	-	-	-	-	0.0	0.0	-0.2	-	-	-	-	-	-	0.0	0.0	-	0.0	-	-	-	-	-	-	-	0.007	
05 03 02 10 2124 086	C1	Adult premium - 0% modulation - R.1782/03, Art.130; R.1973/04, Art.126 - calendar year 2009 - ES, FR, NL, AT, PT	-	-	-	-	-	-	-	-	-	0.0	-	-	-	-	-	-	-	-	0.0	0.0	-	0.0	-	-	-	-	-	-	-	0.057	
05 03 02 10 2124 087	C1	Adult premium - payments 5.000 €300.000 € - 7% modulation - R.1782/03, Art.130; R.1973/04, Art.126 - calendar year 2009 - ES, FR, NL, AT, PT	-	-	-	-	-	-	-	-	-	0.1	0.1	-	-	-	-	-	-	-	0.0	0.0	-	0.0	-	-	-	-	-	-	-	0.211	
05 03 02 10 2124 088	C1	Adult premium - payments >300.000 € - 11% modulation - R.1782/03, Art.130; R.1973/04, Art.126 - calendar year 2009 - ES, FR, NL, AT, PT	-	-	-	-	-	-	-	-	-	0.0	-	-	-	-	-	-	-	-	-0.0	-	-	0.0	-	-	-	-	-	-	-	-0.018	
05 03 02 10 2124 089	C1	Adult premium - 0% modulation - R.73/09, Art.116(1)(a); R.1121/09, Art.82 - calendar year 2010 - ES, PT	-	-	-	-	-	-	-	-	-	0.0	-	-	-	-	-	-	-	-	-	-	-	-	-	-	-	-	-	-	-	-	0.039
05 03 02 10 2124 089	NA	Adult premium - 0% modulation - R.73/09, Art.116(1)(a); R.1121/09, Art.82 - calendar year 2010 - ES, PT	-	-	-	-	-	-	-	-	-	-	-	-	-	-	-	-	-	-	-	-	-	-	-	-	-	-	-	-	-	-	-
05 03 02 10 2124 090	C1	Adult premium - payments 5.000 €300.000 € - 8% modulation - R.73/09, Art.116(1)(a); R.1121/09, Art.82 - calendar year 2010 - ES, PT	-	-	-	-	-	-	-	-	-	0.1	-	-	-	-	-	-	-	-	-	-	-	-	-	-	-	-	-	-	-	-	0.165
05 03 02 10 2124 090	NA	Adult premium - payments 5.000 €300.000 € - 8% modulation - R.73/09, Art.116(1)(a); R.1121/09, Art.82 - calendar year 2010 - ES, PT	-	-	-	-	-	-	-	-	-	-	-	-	-	-	-	-	-	-	-	-	-	-	-	-	-	-	-	-	-	-	-
05 03 02 10 2124 090	C1	Adult premium - payments > 300.000 € - 12% modulation - R.73/09, Art.116(1)(a); R.1121/09, Art.82 - calendar year 2010 - ES, PT	-	-	-	-	-	-	-	-	-	0.0	-	-	-	-	-	-	-	-	-	-	-	-	-	-	-	-	-	-	-	-	0.001
05 03 02 10 2124 092	C1	Adult premium - 0% modulation - R.73/09, Art.116(1)(a); R.1121/09, Art.82 - calendar year 2011 - ES, PT	-	-	-	-	-	-	-	-	-	4.7	-	-	-	-	-	-	-	-	-	-	-	-	2.4	-	-	-	-	-	-	-	7.139
05 03 02 10 2124 093	C1	Adult premium - payments 5.000 €300.000 € - 9% modulation - R.73/09, Art.116(1)(a); R.1121/09, Art.82 - calendar year 2011 - ES, PT	-	-	-	-	-	-	-	-	-	36.5	-	-	-	-	-	-	-	-	-	-	-	-	5.2	-	-	-	-	-	-	-	41.648
05 03 02 10 2124 094	C1	Adult premium - payments > 300.000 € - 13% modulation - R.73/09, Art.116(1)(a); R.1121/09, Art.82 - calendar year 2011 - ES, PT	-	-	-	-	-	-	-	-	-	1.0	-	-	-	-	-	-	-	-	-	-	-	-	-	-	-	-	-	-	-	-	1.224
05 03 02 10	C1	Beef slaughter premium — Adults	-	-	-	-	-0.0	-	-	0.1	-	42.5	0.1	-0.2	-	-	-	-	-	-	-0.0	0.0	-	7.9	-	-	-	-	-	-	-	0.0	50.473
05 03 02 10	NA	Beef slaughter premium — Adults	-	-	-	-	-	-	-	-	-	-	-	-	-	-	-	-	-	-	-	-	-	-	-	-	-	-	-	-	-	-	
05 03 02 10		Beef slaughter premium — Adults	-	-	-	-	-0.0	-	-	0.1	-	42.5	0.1	-0.2	-	-	-	-	-	-	-0.0	0.0	-	7.9	-	-	-	-	-	-	-	0.0	50.473

In EUR million

ANNEX 33
 EXPENDITURE CHARGED AGAINST THE 2012 BUDGET
 DETAILS by SUB-ITEM and by MEMBER STATE

Budget Line	Fund Source	Item	BE	BG	CZ	DK	DE	EE	IE	EL	ES	FR	IT	CY	LV	LT	LU	HU	MT	NL	AT	PL	PT	RO	SI	SK	FI	SE	UK	CE	TOTAL							
05 03 02 13 2220 071 C1		Ewe and goat premium - non milking ewes - R.1782/03, Art.113 - calendar year 2008 and earlier	-	-	-	0.0	-	-	0.0	0.0	0.1	0.0	0.0	-	-	-	-	-	-	-	-	-	-	-	-	-	-	-	-	-	-	0.108						
05 03 02 13 2220 071 NA		Ewe and goat premium - non milking ewes - R.1782/03, Art.113 - calendar year 2008 and earlier	-	-	-	-	-	-	-	-	-	-	-	-	-	-	-	-	-	-	-	-	-	-	-	-	-	-	-	-	-	-	-					
05 03 02 13 2220 071		Ewe and goat premium - non milking ewes - R.1782/03, Art.113 - calendar year 2008 and earlier	-	-	-	0.0	-	-	0.0	0.0	0.1	0.0	0.0	-	-	-	-	-	-	-	-	-	-	-	-	-	-	-	-	-	-	-	0.108					
05 03 02 13 2220 072 C1		Ewe and goat premium - milking ewes - R.1782/03, Art.113 - calendar year 2008 and earlier	-	-	-	-	-	-	-	-	-	-	-	-	-	-	-	-	-	-	-	-	0.0	-	-	-	-	-	-	-	-	-	-	-				
05 03 02 13 2220 072		Ewe and goat premium - milking ewes - R.1782/03, Art.113 - calendar year 2008 and earlier	-	-	-	-	-	-	-	-	-	-	-	-	-	-	-	-	-	-	-	-	-	-	-	-	-	-	-	-	-	-	-	-				
05 03 02 13 2220 073 C1		Ewe and goat premium - she-goats - R.1782/03, Art.113 - calendar year 2008 and earlier	-	-	-	-	-	-	-	-	0.0	-	-	-	-	-	-	-	-	-	-	-	-	-	-	-	-	-	-	-	-	-	-	-	-			
05 03 02 13 2220 073		Ewe and goat premium - she-goats - R.1782/03, Art.113 - calendar year 2008 and earlier	-	-	-	-	-	-	-	-	0.0	-	-	-	-	-	-	-	-	-	-	-	-	-	-	-	-	-	-	-	-	-	-	-	-	-		
05 03 02 13 2220 074 C1		Ewe and goat premium - non milking ewes - 0% modulation - R.1782/03, Art.113 - calendar year 2009 - DK, ES, FR, PT, SI, FI	-	-	-	-	-	-	-	-	0.0	-	-	-	-	-	-	-	-	-	-	-	-	-	-	-	-	-	-	-	-	-	-	-	-			
05 03 02 13 2220 074		Ewe and goat premium - non milking ewes - payments 5.000 €300.000 € - 7% modulation - R.1782/03, Art.113 - calendar year 2009 - DK, ES, FR, FI, PT	-	-	-	0.0	-	-	-	-	0.1	0.0	-	-	-	-	-	-	-	-	-	-	0.0	-	-	-	-	-	-	-	-	-	-	-	-	-		
05 03 02 13 2220 076		Ewe and goat premium - non milking ewes - payments > 300.000 € - 11% modulation - R.1782/03, Art.113 - calendar year 2009 - DK, ES, FR, FI, PT	-	-	-	-	-	-	-	-	-	-	-	-	-	-	-	-	-	-	-	-	-	-	-	-	-	-	-	-	-	-	-	-	-			
05 03 02 13 2220 078 C1		Ewe and goat premium - milking ewes - 0% modulation - R.1782/03, Art.113 - calendar year 2009 - DK, ES, FR, PT, SI, FI	-	-	-	-	-	-	-	-	0.0	-	-	-	-	-	-	-	-	-	-	-	0.0	-	-	-	-	-	-	-	-	-	-	-	-	-		
05 03 02 13 2220 078		Ewe and goat premium - milking ewes - payments 5.000 €300.000 € - 7% modulation - R.1782/03, Art.113 - calendar year 2009 - DK, ES, FR, FI, PT	-	-	-	-	-	-	-	-	0.0	0.0	-	-	-	-	-	-	-	-	-	-	0.0	-	-	-	-	-	-	-	-	-	-	-	-	-		
05 03 02 13 2220 079 C1		Ewe and goat premium - milking ewes - payments > 300.000 € - 11% modulation - R.1782/03, Art.113 - calendar year 2009 - DK, ES, FR, FI, PT	-	-	-	-	-	-	-	-	0.0	0.0	-	-	-	-	-	-	-	-	-	-	0.0	-	-	-	-	-	-	-	-	-	-	-	-	-		
05 03 02 13 2220 080		Ewe and goat premium - milking ewes - payments > 300.000 € - 11% modulation - R.1782/03, Art.113 - calendar year 2009 - DK, ES, FR, FI, PT	-	-	-	-	-	-	-	-	-	-	-	-	-	-	-	-	-	-	-	-	-	-	-	-	-	-	-	-	-	-	-	-	-	-		
05 03 02 13 2220 082 C1		Ewe and goat premium - she-goats - 0% modulation - R.1782/03, Art.113 - calendar year 2009 - DK, ES, PT, SI, FI	-	-	-	-	-	-	-	-	0.0	-	-	-	-	-	-	-	-	-	-	-	0.0	-	-	-	-	-	-	-	-	-	-	-	-	-	-	
05 03 02 13 2220 082		Ewe and goat premium - she-goats - payments 5.000 €300.000 € - 7% modulation - R.1782/03, Art.113 - calendar year 2009 - DK, ES, FI, PT	-	-	-	-	-	-	-	-	0.0	-	-	-	-	-	-	-	-	-	-	-	-	-	-	-	-	-	-	-	-	-	-	-	-	-	-	
05 03 02 13 2220 084		Ewe and goat premium - she-goats - payments > 300.000 € - 11% modulation - R.1782/03, Art.113 - calendar year 2009 - DK, ES, PT, FI	-	-	-	-	-	-	-	-	-	-	-	-	-	-	-	-	-	-	-	-	-	-	-	-	-	-	-	-	-	-	-	-	-	-	-	
05 03 02 13 2220 085 C1		Ewe and goat premium - non milking ewes - 0% modulation - R.73/09, Art.101 - calendar year 2010 - DK, PT, FI	-	-	-	-	-	-	-	-	-	-	-	-	-	-	-	-	-	-	-	-	0.0	-	-	-	-	-	-	-	-	-	-	-	-	-	-	
05 03 02 13 2220 085		Ewe and goat premium - non milking ewes - 0% modulation - R.73/09, Art.101 - calendar year 2010 - DK, PT, FI	-	-	-	-	-	-	-	-	-	-	-	-	-	-	-	-	-	-	-	-	-	-	-	-	-	-	-	-	-	-	-	-	-	-	-	
05 03 02 13 2220 085 NA		Ewe and goat premium - non milking ewes - 0% modulation - R.73/09, Art.101 - calendar year 2010 - DK, PT, FI	-	-	-	-	-	-	-	-	-	-	-	-	-	-	-	-	-	-	-	-	-	-	-	-	-	-	-	-	-	-	-	-	-	-	-	
05 03 02 13 2220 085		Ewe and goat premium - non milking ewes - 0% modulation - R.73/09, Art.101 - calendar year 2010 - DK, PT, FI	-	-	-	-	-	-	-	-	-	-	-	-	-	-	-	-	-	-	-	-	0.0	-	-	-	-	-	-	-	-	-	-	-	-	-	-	
05 03 02 13 2220 086 C1		Ewe and goat premium - non milking ewes - payments 5.000 €300.000 € - 8% modulation - R.73/09, Art.101 - calendar year 2010 - DK, PT, FI	-	-	-	-	-	-	-	-	-	-	-	-	-	-	-	-	-	-	-	-	0.0	-	-	-	-	-	-	-	-	-	-	-	-	-	-	
05 03 02 13 2220 086		Ewe and goat premium - non milking ewes - payments 5.000 €300.000 € - 8% modulation - R.73/09, Art.101 - calendar year 2010 - DK, PT, FI	-	-	-	-	-	-	-	-	-	-	-	-	-	-	-	-	-	-	-	-	-	-	-	-	-	-	-	-	-	-	-	-	-	-	-	
05 03 02 13 2220 086 NA		Ewe and goat premium - non milking ewes - payments > 300.000 € - 12% modulation - R.73/09, Art.101 - calendar year 2010 - DK, PT, FI	-	-	-	-	-	-	-	-	-	-	-	-	-	-	-	-	-	-	-	-	-	-	-	-	-	-	-	-	-	-	-	-	-	-	-	
05 03 02 13 2220 086		Ewe and goat premium - non milking ewes - payments > 300.000 € - 12% modulation - R.73/09, Art.101 - calendar year 2010 - DK, PT, FI	-	-	-	-	-	-	-	-	-	-	-	-	-	-	-	-	-	-	-	-	-	-	-	-	-	-	-	-	-	-	-	-	-	-	-	
05 03 02 13 2220 087		Ewe and goat premium - non milking ewes - payments > 300.000 € - 12% modulation - R.73/09, Art.101 - calendar year 2010 - DK, PT, FI	-	-	-	-	-	-	-	-	-	-	-	-	-	-	-	-	-	-	-	-	-	-	-	-	-	-	-	-	-	-	-	-	-	-	-	
05 03 02 13 2220 088 C1		Ewe and goat premium - milking ewes - 0% modulation - R.73/09, Art.101 - calendar year 2010 - DK, PT, FI	-	-	-	-	-	-	-	-	-	-	-	-	-	-	-	-	-	-	-	-	0.0	-	-	-	-	-	-	-	-	-	-	-	-	-	-	-
05 03 02 13 2220 088		Ewe and goat premium - milking ewes - 0% modulation - R.73/09, Art.101 - calendar year 2010 - DK, PT, FI	-	-	-	-	-	-	-	-	-	-	-	-	-	-	-	-	-	-	-	-	-	-	-	-	-	-	-	-	-	-	-	-	-	-	-	

In EUR million

DIRECTORATE-GENERAL FOR AGRICULTURE AND RURAL DEVELOPMENT
Directorate I. Management of resources.
I.1. Budget management
EAGF - 2012 FINANCIAL REPORT

EAGF - EUROPEAN AGRICULTURAL GUARANTEE FUND

ANNEX 33
EXPENDITURE CHARGED AGAINST THE 2012 BUDGET
DETAILS by SUB-ITEM and by MEMBER STATE

Budget Line	Fund Source	Item	BE	BG	CZ	DK	DE	EE	IE	EL	ES	FR	IT	CY	LV	LT	LU	HU	MT	NL	AT	PL	PT	RO	SI	SK	FI	SE	UK	CE	TOTAL	
05 03 02 14 2221 096 C1		Supplementary premium - ewe - non milking ewes - payments > 300.000 € - 13% modulation - R.73/09, Art.102 - calendar year 2011 - PT, FI	-	-	-	-	-	-	-	-	-	-	-	-	-	-	-	-	-	-	-	-	0.0	-	-	-	-	-	-	-	0.023	
05 03 02 14 2221 097 C1		Supplementary premium - ewe - milking ewes - 0% modulation - R.73/09, Art.102 - calendar year 2011 - PT, FI	-	-	-	-	-	-	-	-	-	-	-	-	-	-	-	-	-	-	-	-	0.5	-	-	-	-	-	-	-	0.477	
05 03 02 14 2221 098 C1		Supplementary premium - ewe - milking ewes - payments 5.000 €-300.000 €- 9% modulation - R.73/09, Art.102 - calendar year 2011 - PT, FI	-	-	-	-	-	-	-	-	-	-	-	-	-	-	-	-	-	-	-	-	0.8	-	-	-	-	-	-	-	0.776	
05 03 02 14 2221 099 C1		Supplementary premium - ewe - milking ewes - payments > 300.000 € - 13% modulation - R.73/09, Art.102 - calendar year 2011 - PT, FI	-	-	-	-	-	-	-	-	-	-	-	-	-	-	-	-	-	-	-	-	0.0	-	-	-	-	-	-	-	0.000	
05 03 02 14 2221 100 C1		Supplementary premium - she-goats - 0% modulation - R.73/09, Art.102 - calendar year 2011 - PT, FI	-	-	-	-	-	-	-	-	-	-	-	-	-	-	-	-	-	-	-	-	0.5	-	-	-	-	-	-	-	0.537	
05 03 02 14 2221 101 C1		Supplementary premium - she-goats - payments 5.000 €-300.000 €- 9% modulation - R.73/09, Art.102 - calendar year 2011 - PT, FI	-	-	-	-	-	-	-	-	-	-	-	-	-	-	-	-	-	-	-	-	0.3	-	-	-	-	-	-	-	0.288	
05 03 02 14 2221 102 C1		Supplementary premium - she-goats - payments > 300.000 € - 13% modulation - R.73/09, Art.102 - calendar year 2011 - PT, FI	-	-	-	-	-	-	-	-	-	-	-	-	-	-	-	-	-	-	-	-	0.0	-	-	-	-	-	-	-	0.003	
05 03 02 14 C1		Sheep and goat supplementary premium	-	-	-	-	-	0.0	-	-	0.1	0.0	-0.1	-	-	-	-	-	-	-	-	-	6.7	-	-	0.2	-	0.0	-	-	6.824	
05 03 02 14 NA		Sheep and goat supplementary premium	-	-	-	-	-	-	-	-	-	-	-	-	-	-	-	-	-	-	-	-	-	-	-	-	-	-	-	-	-	
05 03 02 14 C1		Sheep and goat supplementary premium	-	-	-	-	-	0.0	-	-	0.1	0.0	-0.1	-	-	-	-	-	-	-	-	-	6.7	-	-	0.2	-	0.0	-	-	6.824	
05 03 02 18 0000 005 C1		Aid - producers of starch potatoes - R.1782/03, Art.93 - calendar year 2008 and earlier	-	-	-	-	0.0	0.0	-	-	-	-	-	-	-	-	-	-	-	-	-	-	-	-	-	-	-	-	-	-	0.002	
05 03 02 18 0000 006 C1		Aid - producers of starch potatoes - 0% modulation - R.73/09, Art.77 - calendar year 2009 - DK, DE, ES, FR, NL, AT, FI, SE	-	-	-	-	-	-	-	-	-	-	-	-	-	-	-	-	-	-	-	-	-	-	-	-	-	-	-	-	-0.000	
05 03 02 18 0000 007 C1		Aid - producers of starch potatoes - payments 5.000 €-300.000 €- 7% modulation - R.73/09, Art.77 - calendar year 2009 - DK, DE, ES, FR, NL, AT, FI, SE	-	-	-	-	-	-	-	-	-	-	-	-	-	-	-	-	-	-	-	-	-	-	-	-	-	-	-	-	0.000	
05 03 02 18 0000 008		Aid - producers of starch potatoes - payments > 300.000 € - 11% modulation - R.73/09, Art.77 - calendar year 2009 - DK, DE, ES, FR, NL, AT, FI, SE	-	-	-	-	-	-	-	-	-	-	-	-	-	-	-	-	-	-	-	-	-	-	-	-	-	-	-	-	-	-
05 03 02 18 0000 009 C1		Aid - producers of starch potatoes - 0% modulation - R.73/09, Art.77 - calendar year 2010 - DK, DE, ES, FR, NL, AT, FI, SE	-	-	-	-	-	-	-	-	-	-	-	-	-	-	-	-	-	-	-	-	-	-	-	-	-	-	-	-	-	0.000
05 03 02 18 0000 010 C1		Aid - producers of starch potatoes - payments 5.000 €-300.000 €- 8% modulation - R.73/09, Art.77 - calendar year 2010 - DK, DE, ES, FR, NL, AT, FI, SE	-	-	-	-	0.0	-	-	-	0.4	-	-	-	-	-	-	-	-	-	-	-	-	-	-	-	-	-	-	-	-	0.380
05 03 02 18 0000 011		Aid - producers of starch potatoes - payments > 300.000 € - 12% modulation - R.73/09, Art.77 - calendar year 2010 - DK, DE, ES, FR, NL, AT, FI, SE	-	-	-	-	-	-	-	-	-	-	-	-	-	-	-	-	-	-	-	-	-	-	-	-	-	-	-	-	-	-
05 03 02 18 0000 012 C1		Aid - producers of starch potatoes - 0% modulation - R.73/09, Art.77 - calendar year 2011 - DK, DE, ES, FR, NL, AT, FI, SE	-	-	-	-	0.1	0.2	-	-	-	1.0	-	-	-	-	-	-	-	-	-	1.4	1.4	-	-	-	0.1	0.5	-	-	4.653	
05 03 02 18 0000 013 C1		Aid - producers of starch potatoes - payments 5.000 €-300.000 €- 9% modulation - R.73/09, Art.77 - calendar year 2011 - DK, DE, ES, FR, NL, AT, FI, SE	-	-	-	-	9.9	34.4	-	-	12.5	-	-	-	-	-	-	-	-	-	-	25.2	1.7	-	-	-	2.2	3.1	-	-	88.905	
05 03 02 18 0000 013 NA		Aid - producers of starch potatoes - payments 5.000 €-300.000 €- 9% modulation - R.73/09, Art.77 - calendar year 2011 - DK, DE, ES, FR, NL, AT, FI, SE	-	-	-	-	-	-	-	-	-	-	-	-	-	-	-	-	-	-	-	-	-	-	-	-	-	-	-	-	-	-
05 03 02 18 0000 013		Aid - producers of starch potatoes - payments 5.000 €-300.000 €- 9% modulation - R.73/09, Art.77 - calendar year 2011 - DK, DE, ES, FR, NL, AT, FI, SE	-	-	-	-	9.9	34.4	-	-	12.5	-	-	-	-	-	-	-	-	-	-	25.2	1.7	-	-	-	2.2	3.1	-	-	88.905	

In EUR million

DIRECTORATE-GENERAL FOR AGRICULTURE AND RURAL DEVELOPMENT
Directorate I. Management of resources.
I.1. Budget management
EAGF - 2012 FINANCIAL REPORT

EAGF - EUROPEAN AGRICULTURAL GUARANTEE FUND

ANNEX 33

EXPENDITURE CHARGED AGAINST THE 2012 BUDGET
 DETAILS by SUB-ITEM and by MEMBER STATE

Budget Line	Fund Source	Item	BE	BG	CZ	DK	DE	EE	IE	EL	ES	FR	IT	CY	LV	LT	LU	HU	MT	NL	AT	PL	PT	RO	SI	SK	FI	SE	UK	CE	TOTAL		
05 03 02 26 0000 008		Area payments - nuts - payments > 300.000 € - 11% modulation - R.73/09, Art.82 - calendar year 2009 - BE, DE, EL, ES, FR, IT, LU, NL, AT, PT	-	-	-	-	-	-	-	-	-	-	-	-	-	-	-	-	-	-	-	-	-	-	-	-	-	-	-	-	-	-	
05 03 02 26 0000 010 C1		Area payments - nuts - payments < 5.000 € - 14% modulation - R.73/09, Art.82 - calendar year 2009 - England, UK	-	-	-	-	-	-	-	-	-	-	-	-	-	-	-	-	-	-	-	-	-	-	-	-	-	-	-	-	-	0.000	
05 03 02 26 0000 011		Area payments - nuts - payments > 5.000 € - 19% modulation - R.73/09, Art.82 - calendar year 2009 - England, UK	-	-	-	-	-	-	-	-	-	-	-	-	-	-	-	-	-	-	-	-	-	-	-	-	-	-	-	-	-	-	
05 03 02 26 0000 012		Area payments - nuts - payments < 5.000 € - 7% modulation - R.73/09, Art.82 - calendar year 2009 - Northern Ireland, UK	-	-	-	-	-	-	-	-	-	-	-	-	-	-	-	-	-	-	-	-	-	-	-	-	-	-	-	-	-	-	
05 03 02 26 0000 013		Area payments - nuts - payments > 5.000 € - 12% modulation - R.73/09, Art.82 - calendar year 2009 - Northern Ireland, UK	-	-	-	-	-	-	-	-	-	-	-	-	-	-	-	-	-	-	-	-	-	-	-	-	-	-	-	-	-	-	
05 03 02 26 0000 014		Area payments - nuts - payments < 5.000 € - 4.2% modulation - R.73/09, Art.82 - calendar year 2009 - Wales, UK	-	-	-	-	-	-	-	-	-	-	-	-	-	-	-	-	-	-	-	-	-	-	-	-	-	-	-	-	-	-	
05 03 02 26 0000 015		Area payments - nuts - payments 5.000 €-300.000 € - 9.2% modulation - R.73/09, Art.82 - calendar year 2009 - Wales, UK	-	-	-	-	-	-	-	-	-	-	-	-	-	-	-	-	-	-	-	-	-	-	-	-	-	-	-	-	-	-	
05 03 02 26 0000 016		Area payments - nuts - payments > 300.000 € - 11% modulation - R.73/09, Art.82 - calendar year 2009 - Wales, UK	-	-	-	-	-	-	-	-	-	-	-	-	-	-	-	-	-	-	-	-	-	-	-	-	-	-	-	-	-	-	
05 03 02 26 0000 017		Area payments - nuts - payments < 5.000 € - 8.5% modulation - R.73/09, Art.82 - calendar year 2009 - Scotland, UK	-	-	-	-	-	-	-	-	-	-	-	-	-	-	-	-	-	-	-	-	-	-	-	-	-	-	-	-	-	-	-
05 03 02 26 0000 018		Area payments - nuts - payments > 5.000 € - 13.5% modulation - R.73/09, Art.82 - calendar year 2009 - Scotland, UK	-	-	-	-	-	-	-	-	-	-	-	-	-	-	-	-	-	-	-	-	-	-	-	-	-	-	-	-	-	-	-
05 03 02 26 0000 019 C1		Area payments - nuts - 0% modulation - R.73/09, Art.82 - calendar year 2010 - DE, ES, FR, IT, AT, PT, SI	-	-	-	-	-	-	-	-	0.0	-	0.2	-	-	-	-	-	-	-	-	-	-	0.0	-	-	-	-	-	-	-	0.227	
05 03 02 26 0000 019 NA		Area payments - nuts - 0% modulation - R.73/09, Art.82 - calendar year 2010 - DE, ES, FR, IT, AT, PT, SI	-	-	-	-	-	-	-	-	-	-	-	-	-	-	-	-	-	-	-	-	-	-	-	-	-	-	-	-	-	-	
05 03 02 26 0000 019		Area payments - nuts - 0% modulation - R.73/09, Art.82 - calendar year 2010 - DE, ES, FR, IT, AT, PT, SI	-	-	-	-	-	-	-	-	0.0	-	0.2	-	-	-	-	-	-	-	-	-	-	0.0	-	-	-	-	-	-	-	0.227	
05 03 02 26 0000 020 C1		Area payments - nuts - payments 5.000 €-300.000 € - 8% modulation - R.73/09, Art.82 - calendar year 2010 - DE, ES, FR, IT, AT, PT	-	-	-	-	-	-	-	-	0.1	-0.0	0.0	-	-	-	-	-	-	-	-	-	-	0.0	-	-	-	-	-	-	-	0.081	
05 03 02 26 0000 021 C1		Area payments - nuts - payments > 300.000 € - 12% modulation - R.73/09, Art.82 - calendar year 2010 - DE, ES, FR, IT, AT, PT	-	-	-	-	-	-	-	-	0.0	-	-	-	-	-	-	-	-	-	-	-	-	-	-	-	-	-	-	-	-	0.000	
05 03 02 26 0000 022 C1		Area payments - nuts - payments < 5.000 € - 14% modulation - R.73/09, Art.82 - calendar year 2010 - England, UK	-	-	-	-	-	-	-	-	-	-	-	-	-	-	-	-	-	-	-	-	-	-	-	-	-	-	-	-	-	0.000	
05 03 02 26 0000 023		Area payments - nuts - payments > 5.000 € - 19% modulation - R.73/09, Art.82 - calendar year 2010 - England, UK	-	-	-	-	-	-	-	-	-	-	-	-	-	-	-	-	-	-	-	-	-	-	-	-	-	-	-	-	-	-	
05 03 02 26 0000 024 C1		Area payments - nuts - 0% modulation - R.73/09, Art.82 - calendar year 2011 - DE, ES, FR, IT, PT, SI	-	-	-	-	0.0	-	-	-	48.3	1.0	12.2	-	-	-	-	-	-	-	-	-	-	3.6	-	-	-	-	-	-	-	65.089	
05 03 02 26 0000 025 C1		Area payments - nuts - payments 5.000 €-300.000 € - 9% modulation - R.73/09, Art.82 - calendar year 2011 - DE, ES, FR, IT, PT	-	-	-	-	-	-	-	-	17.2	1.0	2.2	-	-	-	-	-	-	-	-	-	-	1.2	-	-	-	-	-	-	-	21.494	
05 03 02 26 0000 025 NA		Area payments - nuts - payments 5.000 €-300.000 € - 9% modulation - R.73/09, Art.82 - calendar year 2011 - DE, ES, FR, IT, PT	-	-	-	-	-	-	-	-	-	-	-	-	-	-	-	-	-	-	-	-	-	-	-	-	-	-	-	-	-	-	
05 03 02 26 0000 025		Area payments - nuts - payments 5.000 €-300.000 € - 9% modulation - R.73/09, Art.82 - calendar year 2011 - DE, ES, FR, IT, PT	-	-	-	-	0.0	-	-	-	17.2	1.0	2.2	-	-	-	-	-	-	-	-	-	-	1.2	-	-	-	-	-	-	-	21.494	

In EUR million

DIRECTORATE-GENERAL FOR AGRICULTURE AND RURAL DEVELOPMENT
 Directorate I. Management of resources.
 I.1. Budget management
 EAGF - 2012 FINANCIAL REPORT

EAGF - EUROPEAN AGRICULTURAL GUARANTEE FUND

ANNEX 33

EXPENDITURE CHARGED AGAINST THE 2012 BUDGET
 DETAILS by SUB-ITEM and by MEMBER STATE

Budget Line	Fund Source	Item	BE	BG	CZ	DK	DE	EE	IE	EL	ES	FR	IT	CY	LV	LT	LU	HU	MT	NL	AT	PL	PT	RO	SI	SK	FI	SE	UK	CE	TOTAL				
05 03 02 28 1420 020		Silkworms - 0% modulation - R.1234/07, Art.111 - 10/11 - EL, ES, FR, IT	-	-	-	-	-	-	-	-	-	-	-	-	-	-	-	-	-	-	-	-	-	-	-	-	-	-	-	-	-	-			
05 03 02 28 1420 021		Silkworms - payments 5.000 €-300.000 € - 8% modulation - R.1234/07, Art.111 - 10/11 - EL, ES, FR, IT	-	-	-	-	-	-	-	-	-	-	-	-	-	-	-	-	-	-	-	-	-	-	-	-	-	-	-	-	-	-	-		
05 03 02 28 1420 022		Silkworms - payments > 300.000 € - 12% modulation - R.1234/07, Art.111 - 10/11 - EL, ES, FR, IT	-	-	-	-	-	-	-	-	-	-	-	-	-	-	-	-	-	-	-	-	-	-	-	-	-	-	-	-	-	-	-	-	
05 03 02 28 1420 023 C1		Silkworms - 0% modulation - R.1234/07, Art.111 - 11/12 - EL, ES, FR, IT	-	-	-	-	-	-	-	0.1	0.0	0.0	-	-	-	-	-	-	-	-	-	-	-	-	-	-	-	-	-	-	-	-	-	0.138	
05 03 02 28 1420 024 C1		Silkworms - payments 5.000 €-300.000 € - 9% modulation - R.1234/07, Art.111 - 11/12 - EL, ES, FR, IT	-	-	-	-	-	-	-	0.2	-	-	0.0	-	-	-	-	-	-	-	-	-	-	-	-	-	-	-	-	-	-	-	-	0.218	
05 03 02 28 1420 025		Silkworms - payments > 300.000 € - 13% modulation - R.1234/07, Art.111 - 11/12 - EL, ES, FR, IT	-	-	-	-	-	-	-	-	-	-	-	-	-	-	-	-	-	-	-	-	-	-	-	-	-	-	-	-	-	-	-	-	
05 03 02 28 0000 031 C1		Aid for silkworms	-	-	-	-	-	-	-	0.3	0.0	0.0	0.0	-	-	-	-	-	-	-	-	-	-	-	-	-	-	-	-	-	-	-	-	0.356	
05 03 02 36 0000 031 C1		Payments - all products - R.1782/03, Art.69 - calendar year 2008 and earlier	-	-	-	-	-	-	-	-	-	-	-	-	-	-	-	-	-	-	-	-	-	-	-	-	-	-	-	-	-	-	-	0.004	
05 03 02 36 0000 032 C1		Payments - arable crops - R.1782/03, Art.69 - calendar year 2008 and earlier	-	-	-	-	-	-	-	0.0	-	-	-0.0	-	-	-	-	-	-	-	-	-	-	-	-	-	-	-	-	-	-	-	-	-0.005	
05 03 02 36 0000 033		Payments - rice - R.1782/03, Art.69 - calendar year 2008 and earlier	-	-	-	-	-	-	-	-	-	-	-	-	-	-	-	-	-	-	-	-	-	-	-	-	-	-	-	-	-	-	-	-	
05 03 02 36 0000 034 C1		Payments - beef/veal - R.1782/03, Art.69 - calendar year 2008 and earlier	-	-	-	-	-	-	-	0.0	0.0	0.5	-	-	-	-	-	-	-	-	-	-	-	0.0	-	-	-	-	-	-	-	-	0.573		
05 03 02 36 0000 035 C1		Payments - sheep and goat sector - R.1782/03, Art.69 - calendar year 2008 and earlier	-	-	-	-	-	-	-	0.0	-	-0.0	-	-	-	-	-	-	-	-	-	-	-	0.0	-	-	-	-	-	-	-	-	-0.031		
05 03 02 36 0000 036 C1		Payments - cotton - R.1782/03, Art.69 - calendar year 2008 and earlier	-	-	-	-	-	-	-	-	-	0.0	-	-	-	-	-	-	-	-	-	-	-	-	-	-	-	-	-	-	-	-	-	0.002	
05 03 02 36 0000 037		Payments - olive oil - R.1782/03, Art.69 - calendar year 2008 and earlier	-	-	-	-	-	-	-	-	-	-	-	-	-	-	-	-	-	-	-	-	-	-	-	-	-	-	-	-	-	-	-	-	
05 03 02 36 0000 038 C1		Payments - tobacco - R.1782/03, Art.69 - calendar year 2008 and earlier	-	-	-	-	-	-	-	0.0	-	-	-	-	-	-	-	-	-	-	-	-	-	-	-	-	-	-	-	-	-	-	-	0.002	
05 03 02 36 0000 039 C1		Payments - sugar - R.1782/03, Art.69 - calendar year 2008 and earlier	-	-	-	-	-	-	-	0.1	0.0	0.0	-	-	-	-	-	-	-	-	-	-	-	-	-	-	-	-	-	-	-	-	-	0.133	
05 03 02 36 0000 040 C1		Payments - milk products - R.1782/03, Art.69 - calendar year 2008 and earlier	-	-	-	-	-	-	-	-	0.0	-	-	-	-	-	-	-	-	-	-	-	-	-	-	-	-	-	-	-	-	-	-	0.016	
05 03 02 36 0000 041 C1		Payments - all products - 0% modulation - R.1782/03, Art.69 - calendar year 2009 - SE	-	-	-	-	-	-	-	-	-	-	-	-	-	-	-	-	-	-	-	-	-	-	-	-	-	-	-	-	-	-	-	-0.000	
05 03 02 36 0000 042 C1		Payments - all products - payments 5.000 €-300.000 € - 7% modulation - R.1782/03, Art.69 - calendar year 2009 - SE	-	-	-	-	-	-	-	-	-	-	-	-	-	-	-	-	-	-	-	-	-	-	-	-	-	-	-	-	-	-	-	0.000	
05 03 02 36 0000 043		Payments - all products - payments > 300.000 € - 11% modulation - R.1782/03, Art.69 - calendar year 2009 - SE	-	-	-	-	-	-	-	-	-	-	-	-	-	-	-	-	-	-	-	-	-	-	-	-	-	-	-	-	-	-	-	-	-
05 03 02 36 0000 044 C1		Payments - arable crops - 0% modulation - R.1782/03, Art.69 - calendar year 2009 - EL, IT, PT, FI	-	-	-	-	-	-	-	-0.1	-	0.0	-	-	-	-	-	-	-	-	-	-	-	-	-	-	-	-	-	-	-	-	-	-0.090	
05 03 02 36 0000 045 C1		Payments - arable crops - payments 5.000 €-300.000 € - 7% modulation - R.1782/03, Art.69 - calendar year 2009 - EL, IT, PT, FI	-	-	-	-	-	-	-	-	-	-	0.1	-	-	-	-	-	-	-	-	-	-	-	-	-	-	-	-	-	-	-	-	0.063	
05 03 02 36 0000 046 C1		Payments - arable crops - payments > 300.000 € - 11% modulation - R.1782/03, Art.69 - calendar year 2009 - EL, IT, PT, FI	-	-	-	-	-	-	-	-	-	-	0.0	-	-	-	-	-	-	-	-	-	-	-	-	-	-	-	-	-	-	-	-	0.000	
05 03 02 36 0000 048		Payments - rice - 0% modulation - R.1782/03, Art.69 - calendar year 2009 - PT	-	-	-	-	-	-	-	-	-	-	-	-	-	-	-	-	-	-	-	-	-	-	-	-	-	-	-	-	-	-	-	-	-
05 03 02 36 0000 049		Payments - rice - payments 5.000 €-300.000 € - 7% modulation - R.1782/03, Art.69 - calendar year 2009 - PT	-	-	-	-	-	-	-	-	-	-	-	-	-	-	-	-	-	-	-	-	-	-	-	-	-	-	-	-	-	-	-	-	-
05 03 02 36 0000 050 C1		Payments - beef/veal - 0% modulation - R.1782/03, Art.69 - calendar year 2009 - EL, ES, IT, SI, FI	-	-	-	-	-	-	-	-0.0	0.0	0.0	-	-	-	-	-	-	-	-	-	-	-	-	0.0	-	-	-	-	-	-	-	-	0.032	
05 03 02 36 0000 051 C1		Payments - beef/veal - payments 5.000 €-300.000 € - 7% modulation - R.1782/03, Art.69 - calendar year 2009 - EL, ES, IT, PT, FI	-	-	-	-	-	-	-	-	0.1	-	0.2	-	-	-	-	-	-	-	-	-	-	-	-	-	-	-	-	-	-	-	-	0.241	

In EUR million

DIRECTORATE-GENERAL FOR AGRICULTURE AND RURAL DEVELOPMENT
Directorate I. Management of resources.
I.1. Budget management
EAGF - 2012 FINANCIAL REPORT

EAGF - EUROPEAN AGRICULTURAL GUARANTEE FUND

ANNEX 33

EXPENDITURE CHARGED AGAINST THE 2012 BUDGET
 DETAILS by SUB-ITEM and by MEMBER STATE

Budget Line	Fund Source	Item	BE	BG	CZ	DK	DE	EE	IE	EL	ES	FR	IT	CY	LV	LT	LU	HU	MT	NL	AT	PL	PT	RO	SI	SK	FI	SE	UK	CE	TOTAL	
05 03 02 36		Payments for specific types of farming and quality production	-	-	-	-	-	-	0.0	0.0	84.8	-	0.7	-	-	-	-	-	-	-	-	-	-	0.0	-	0.0	0.0	3.0	25.3	-	113.883	
05 03 02 39 0000 004	C1	Community aid for sugar beet and cane producers - R.1782/03, Art.110a - calendar year 2008 and earlier	-	-	-	-	-	-	-	-	-	-	0.0	-	-	-	-	-	-	-	-	-	-	-	-	-	-	-	-	-	-	0.001
05 03 02 39 0000 005		Community aid for sugar beet and cane producers - R.1782/03, Art.110a - calendar year 2008 and earlier - payments - without modulation - R.1782/03, Art.10(5)	-	-	-	-	-	-	-	-	-	-	-	-	-	-	-	-	-	-	-	-	-	-	-	-	-	-	-	-	-	-
05 03 02 39 0000 006	C1	Community aid for sugar beet and cane producers - 0% modulation - R.73/09, Art.93 - calendar year 2009 - EL, ES, PT	-	-	-	-	-	-	-	-0.0	-	-	0.0	-	-	-	-	-	-	-	-	-	-	-	-	-	-	-	-	-	-	-0.008
05 03 02 39 0000 008	C1	Community aid for sugar beet and cane producers - payments 5.000 €-300.000 €- 7% modulation - R.73/09, Art.93 - calendar year 2009 - EL, ES, IT, PT	-	-	-	-	-	-	-	-	-	-	0.0	-	-	-	-	-	-	-	-	-	-	-	-	-	-	-	-	-	-	0.004
05 03 02 39 0000 009		Community aid for sugar beet and cane producers - payments > 300.000 € - 11% modulation - R.73/09, Art.93 - calendar year 2009 - EL, ES, IT, PT	-	-	-	-	-	-	-	-	-	-	-	-	-	-	-	-	-	-	-	-	-	-	-	-	-	-	-	-	-	-
05 03 02 39 0000 010	C1	Community aid for sugar beet and cane producers - 0% modulation - R.73/09, Art.93 - calendar year 2010 - EL, ES, IT, PT	-	-	-	-	-	-	-	-0.0	-	0.0	-	-	-	-	-	-	-	-	-	-	-	-	-	-	-	-	-	-	-	-0.012
05 03 02 39 0000 011	C1	Community aid for sugar beet and cane producers - payments 5.000 €-300.000 €- 8% modulation - R.73/09, Art.93 - calendar year 2010 - EL, ES, IT, PT	-	-	-	-	-	-	-	-	-	0.0	-	-	-	-	-	-	-	-	-	-	-	-	-	-	-	-	-	-	-	0.067
05 03 02 39 0000 012	C1	Community aid for sugar beet and cane producers - payments > 300.000 € - 12% modulation - R.73/09, Art.93 - calendar year 2010 - EL, ES, IT, PT	-	-	-	-	-	-	-	-	0.0	-	-	-	-	-	-	-	-	-	-	-	-	-	-	-	-	-	-	-	-	0.025
05 03 02 39 0000 013	C1	Community aid for sugar beet and cane producers - 0% modulation - R.73/09, Art.93 - calendar year 2011 - EL, ES	-	-	-	-	-	-	-	0.4	0.5	-	-	-	-	-	-	-	-	-	-	-	-	-	-	-	-	-	-	-	-	0.957
05 03 02 39 0000 014	C1	Community aid for sugar beet and cane producers - payments 5.000 €-300.000 €- 9% modulation - R.73/09, Art.93 - calendar year 2011 - EL, ES	-	-	-	-	-	-	-	1.2	20.2	-	-	-	-	-	-	-	-	-	-	-	-	-	-	-	-	-	-	-	-	21.394
05 03 02 39 0000 015	C1	Community aid for sugar beet and cane producers - payments > 300.000 € - 13% modulation - R.73/09, Art.93 - calendar year 2011 - EL, ES	-	-	-	-	-	-	-	-	0.6	-	-	-	-	-	-	-	-	-	-	-	-	-	-	-	-	-	-	-	-	0.580
05 03 02 39	C1	Additional amount for sugar beet and cane producers	-	-	-	-	-	-	-	1.6	21.4	-	0.0	-	-	-	-	-	-	-	-	-	-	-	-	-	-	-	-	-	-	23.007
05 03 02 40 0000 005	C1	Area aid for cotton - R.1782/03, Art.110a - calendar year 2008 and earlier	-	-	-	-	-	-	-	0.0	0.0	-	-	-	-	-	-	-	-	-	-	-	-	-	-	-	-	-	-	-	-	0.011
05 03 02 40 0000 006	C1	Additional amounts of aid (10€) - R.1782/03, Art.110(2) - calendar year 2008 and earlier	-	-	-	-	-	-	-	-0.0	0.0	-	-	-	-	-	-	-	-	-	-	-	-	-	-	-	-	-	-	-	-	-0.000
05 03 02 40 0000 007	C1	Area aid for cotton - 0% modulation - R.73/09, Art.88 - calendar year 2009 - EL, ES, PT	-	-	-	-	-	-	-	0.1	0.0	-	-	-	-	-	-	-	-	-	-	-	-	-	-	-	-	-	-	-	-	0.072
05 03 02 40 0000 008	C1	Area aid for cotton - payments 5.000 €-300.000 €- 7% modulation - R.73/09, Art.88 - calendar year 2009 - EL, ES, PT	-	-	-	-	-	-	-	-	0.4	-	-	-	-	-	-	-	-	-	-	-	-	-	-	-	-	-	-	-	-	0.380
05 03 02 40 0000 009		Area aid for cotton - payments > 300.000 € - 11% modulation - R.73/09, Art.88 - calendar year 2009 - EL, ES, PT	-	-	-	-	-	-	-	-	-	-	-	-	-	-	-	-	-	-	-	-	-	-	-	-	-	-	-	-	-	-
05 03 02 40 0000 011		Additional amounts of aid (2€) - 0% modulation - R.73/09, Art.92(2) - calendar year 2009 - EL, ES, PT	-	-	-	-	-	-	-	-	-	-	-	-	-	-	-	-	-	-	-	-	-	-	-	-	-	-	-	-	-	-
05 03 02 40 0000 012		Additional amounts of aid (2€) - payments 5.000 €- 300.000 € - 7% modulation - R.73/09, Art.92(2) - calendar year 2009 - EL, ES, PT	-	-	-	-	-	-	-	-	-	-	-	-	-	-	-	-	-	-	-	-	-	-	-	-	-	-	-	-	-	-
05 03 02 40 0000 013		Additional amounts of aid (2€) - payments > 300.000 € - 11% modulation - R.73/09, Art.92(2) - calendar year 2009 - EL, ES, PT	-	-	-	-	-	-	-	-	-	-	-	-	-	-	-	-	-	-	-	-	-	-	-	-	-	-	-	-	-	-
05 03 02 40 0000 014	C1	Area aid for cotton - 0% modulation - R.73/09, Art.88 - calendar year 2010 - EL, ES, PT	-	-	-	-	-	-	-	-0.2	-	-	-	-	-	-	-	-	-	-	-	-	-	-	-	-	-	-	-	-	-	-0.248
05 03 02 40 0000 015	C1	Area aid for cotton - payments 5.000 €-300.000 €- 8% modulation - R.73/09, Art.88 - calendar year 2010 - EL, ES, PT	-	-	-	-	-	-	-	-	0.1	-	-	-	-	-	-	-	-	-	-	-	-	-	-	-	-	-	-	-	-	0.069
05 03 02 40 0000 016	C1	Area aid for cotton - payments > 300.000 € - 12% modulation - R.73/09, Art.88 - calendar year 2010 - EL, ES, PT	-	-	-	-	-	-	-	-	0.0	-	-	-	-	-	-	-	-	-	-	-	-	-	-	-	-	-	-	-	-	0.018

In EUR million

DIRECTORATE-GENERAL FOR AGRICULTURE AND RURAL DEVELOPMENT
Directorate I. Management of resources.
I.1. Budget management
EAGF - 2012 FINANCIAL REPORT

EAGF - EUROPEAN AGRICULTURAL GUARANTEE FUND

ANNEX 33

EXPENDITURE CHARGED AGAINST THE 2012 BUDGET
 DETAILS by SUB-ITEM and by MEMBER STATE

Budget Line	Fund Source	Item	BE	BG	CZ	DK	DE	EE	IE	EL	ES	FR	IT	CY	LV	LT	LU	HU	MT	NL	AT	PL	PT	RO	SI	SK	FI	SE	UK	CE	TOTAL	
05 03 02 44 0000 001 C1		Specific support - environment - 0% modulation - R.73/09, Art.68(1)(a)(i) - calendar year 2010 - DK, IE, FR, NL, PL, PT	-	-	-	-0.0	-	-	-	-	-	-	-	-	-	-	-	-	-	-	-	0.0	0.0	-	-	-	-	-	-	-	0.010	
05 03 02 44 0000 001 NA		Specific support - environment - 0% modulation - R.73/09, Art.68(1)(a)(i) - calendar year 2010 - DK, IE, FR, NL, PL, PT	-	-	-	-	-	-	-	-	-	-	-	-	-	-	-	-	-	-	-	-	-	-	-	-	-	-	-	-	-	-
05 03 02 44 0000 001		Specific support - environment - 0% modulation - R.73/09, Art.68(1)(a)(i) - calendar year 2010 - DK, IE, FR, NL, PL, PT	-	-	-	-0.0	-	-	-	-	-	-	-	-	-	-	-	-	-	-	-	0.0	0.0	-	-	-	-	-	-	-	0.010	
05 03 02 44 0000 002 C1		Specific support - environment - payments 5.000 € - 8% modulation - R.73/09, Art.68(1)(a)(i) - calendar year 2010 - DK, IE, FR, NL, PL, PT	-	-	-	0.0	-	-	-	-	-	0.0	-	-	-	-	-	-	-	0.0	-	-	0.0	-	-	-	-	-	-	-	0.017	
05 03 02 44 0000 002 NA		Specific support - environment - payments 5.000 € - 8% modulation - R.73/09, Art.68(1)(a)(i) - calendar year 2010 - DK, IE, FR, NL, PL, PT	-	-	-	-	-	-	-	-	-	-	-	-	-	-	-	-	-	-	-	-	-	-	-	-	-	-	-	-	-	-
05 03 02 44 0000 002		Specific support - environment - payments 5.000 € - 8% modulation - R.73/09, Art.68(1)(a)(i) - calendar year 2010 - DK, IE, FR, NL, PL, PT	-	-	-	0.0	-	-	-	-	-	0.0	-	-	-	-	-	-	-	0.0	-	-	0.0	-	-	-	-	-	-	-	0.017	
05 03 02 44 0000 003 C1		Specific support - environment - payments > 300.000 € - 12% modulation - R.73/09, Art.68(1)(a)(i) - calendar year 2010 - DK, IE, FR, NL, PT	-	-	-	-	-	-	-	-	-	-	-	-	-	-	-	-	-	-	-	-	-	-	-	-	-	-	-	-	-0.000	
05 03 02 44 0000 004 C1		Specific support - quality - 0% modulation - R.73/09, Art.68(1)(a)(ii) - calendar year 2010 - BE, EL, ES, FR, IT, PT, RO	0.0	-	-	-	-	-	-	-0.1	-0.0	-	0.4	-	-	-	-	-	-	-	-	-	0.0	-	-	-	-	-	-	-	0.334	
05 03 02 44 0000 004 NA		Specific support - quality - 0% modulation - R.73/09, Art.68(1)(a)(ii) - calendar year 2010 - BE, EL, ES, FR, IT, PT, RO	-	-	-	-	-	-	-	-	-	-	-	-	-	-	-	-	-	-	-	-	-	-	-	-	-	-	-	-	-	-
05 03 02 44 0000 004		Specific support - quality - 0% modulation - R.73/09, Art.68(1)(a)(ii) - calendar year 2010 - BE, EL, ES, FR, IT, PT, RO	0.0	-	-	-	-	-	-	-0.1	-0.0	-	0.4	-	-	-	-	-	-	-	-	-	0.0	-	-	-	-	-	-	-	0.334	
05 03 02 44 0000 005 C1		Specific support - quality - payments 5.000 €-300.000 € - 8% modulation - R.73/09, Art.68(1)(a)(ii) - calendar year 2010 - BE, EL, ES, FR, IT, PT	0.0	-	-	-	-	-	-	-	0.1	0.0	0.2	-	-	-	-	-	-	-	-	-	0.1	-	-	-	-	-	-	-	0.318	
05 03 02 44 0000 005 NA		Specific support - quality - payments 5.000 €-300.000 € - 8% modulation - R.73/09, Art.68(1)(a)(ii) - calendar year 2010 - BE, EL, ES, FR, IT, PT	-	-	-	-	-	-	-	-	-	-	-	-	-	-	-	-	-	-	-	-	-	-	-	-	-	-	-	-	-	-
05 03 02 44 0000 005		Specific support - quality - payments 5.000 €-300.000 € - 8% modulation - R.73/09, Art.68(1)(a)(ii) - calendar year 2010 - BE, EL, ES, FR, IT, PT	0.0	-	-	-	-	-	-	-	0.1	0.0	0.2	-	-	-	-	-	-	-	-	-	0.1	-	-	-	-	-	-	-	0.318	
05 03 02 44 0000 006 C1		Specific support - quality - payments > 300.000 € - 12% modulation - R.73/09, Art.68(1)(a)(ii) - calendar year 2010 - BE, EL, ES, FR, IT, PT	-	-	-	-	-	-	-	-	-	-	0.2	-	-	-	-	-	-	-	-	-	-	-	-	-	-	-	-	-	0.195	
05 03 02 44 0000 010		Specific support - animal welfare - 0% modulation - R.73/09, Art.68(1)(a)(iv) - calendar year 2010 - NL	-	-	-	-	-	-	-	-	-	-	-	-	-	-	-	-	-	-	-	-	-	-	-	-	-	-	-	-	-	-
05 03 02 44 0000 011 C1		Specific support - animal welfare - payments 5.000 € - 8% modulation - R.73/09, Art.68(1)(a)(iv) - calendar year 2010 - NL	-	-	-	-	-	-	-	-	-	-	-	-	-	-	-	-	-	-	0.1	-	-	-	-	-	-	-	-	-	-	0.084
05 03 02 44 0000 012 C1		Specific support - animal welfare - payments > 300.000 € - 12% modulation - R.73/09, Art.68(1)(a)(iv) - calendar year 2010 - NL	-	-	-	-	-	-	-	-	-	-	-	-	-	-	-	-	-	-	0.2	-	-	-	-	-	-	-	-	-	0.190	
05 03 02 44 0000 013 C1		Specific support - specific disadvantages - 0% modulation - R.73/09, Art.68(1)(b) - calendar year 2010 - BE, BG, CZ, DE, EE, IE, EL, ES, FR, LV, HU, NL, AT, PL, PT, RO, SI, SK, FI	0.0	0.1	-	-	0.0	-0.0	0.1	-0.3	0.0	-	-	-	0.0	-	-	0.2	-	0.0	0.0	0.0	0.0	0.0	0.0	0.0	0.0	0.0	0.0	0.0	0.0	0.242
05 03 02 44 0000 013 NA		Specific support - specific disadvantages - 0% modulation - R.73/09, Art.68(1)(b) - calendar year 2010 - BE, BG, CZ, DE, EE, IE, EL, ES, FR, LV, HU, NL, AT, PL, PT, RO, SI, SK, FI	-	-	-	-	-	-	-	-	-	-	-	-	-	-	-	-	-	-	-	-	-	-	-	-	-	-	-	-	-	-
05 03 02 44 0000 013		Specific support - specific disadvantages - 0% modulation - R.73/09, Art.68(1)(b) - calendar year 2010 - BE, BG, CZ, DE, EE, IE, EL, ES, FR, LV, HU, NL, AT, PL, PT, RO, SI, SK, FI	0.0	0.1	-	-	0.0	-0.0	0.1	-0.3	0.0	-	-	-	0.0	-	-	0.2	-	0.0	0.0	0.0	0.0	0.0	0.0	0.0	0.0	0.0	0.0	0.0	0.0	0.242

In EUR million

ANNEX 33

EXPENDITURE CHARGED AGAINST THE 2012 BUDGET
 DETAILS by SUB-ITEM and by MEMBER STATE

Budget Line	Fund Source	Item	BE	BG	CZ	DK	DE	EE	IE	EL	ES	FR	IT	CY	LV	LT	LU	HU	MT	NL	AT	PL	PT	RO	SI	SK	FI	SE	UK	CE	TOTAL	
05 03 02 44 0000 014	C1	Specific support - specific disadvantages - payments > 5.000 €300.000 € - 8% modulation - R.73/09. Art.68(1)(b) - calendar year 2010 - BE, DE, IE, EL, ES, FR, NL, AT, PT, FI	0.1	-	-	-	0.0	-	0.3	1.5	0.8	0.1	-	-	0.0	0.0	-	-	-	0.0	0.0	-	0.1	-	-	-	-	-	-	-	2.895	
05 03 02 44 0000 014	NA	Specific support - specific disadvantages - payments > 5.000 €300.000 € - 8% modulation - R.73/09. Art.68(1)(b) - calendar year 2010 - BE, DE, IE, EL, ES, FR, NL, AT, PT, FI	-	-	-	-	-	-	-	-	-	-	-	-	-	-	-	-	-	-	-	-	-	-	-	-	-	-	-	-	-	-
05 03 02 44 0000 014	C1	Specific support - specific disadvantages - payments > 5.000 €300.000 € - 8% modulation - R.73/09. Art.68(1)(b) - calendar year 2010 - BE, DE, IE, EL, ES, FR, NL, AT, PT, FI	0.1	-	-	-	0.0	-	0.3	1.5	0.8	0.1	-	-	0.0	0.0	-	-	-	0.0	0.0	-	0.1	-	-	-	-	-	-	-	2.895	
05 03 02 44 0000 015	C1	Specific support - specific disadvantages - payments > 300.000 € - 12% modulation - R.73/09. Art.68(1)(b) - calendar year 2010 - BE, DE, IE, EL, ES, FR, NL, AT, PT, FI	-	-	-	-	0.0	-	-	-	-	-	-	-	-	-	-	-	-	-	-	-	-	-	-	-	-	-	-	-	0.000	
05 03 02 44 0000 015	NA	Specific support - specific disadvantages - payments > 300.000 € - 12% modulation - R.73/09. Art.68(1)(b) - calendar year 2010 - BE, DE, IE, EL, ES, FR, NL, AT, PT, FI	-	-	-	-	-	-	-	-	-	-	-	-	-	-	-	-	-	-	-	-	-	-	-	-	-	-	-	-	-	0.000
05 03 02 44 0000 016	C1	Specific support - environment - 0% modulation - R.73/09. Art.68(1)(a)(i) - calendar year 2011 - DK, IE, FR, NL, PL, PT, FI	-	-	-	0.1	-	-	-	-	-	4.8	-	-	-	0.1	-	-	-	-	-	-	10.4	0.3	-	-	-	-	-	-	16.055	
05 03 02 44 0000 017	C1	Specific support - environment - payments 5.000 € - 9% modulation - R.73/09. Art.68(1)(a)(i) - calendar year 2011 - DK, IE, FR, NL, PL, PT, FI	-	-	-	0.4	-	-	-	-	30.2	-	-	-	-	0.4	-	-	-	-	-	-	1.4	-	-	-	-	-	-	-	38.009	
05 03 02 44 0000 018	C1	Specific support - environment - payments > 300.000 € - 13% modulation - R.73/09. Art.68(1)(a)(i) - calendar year 2011 - DK, IE, FR, NL, PL, PT, FI	-	-	-	0.0	-	-	-	-	0.0	-	-	-	-	-	-	-	-	-	-	-	0.1	-	-	-	-	-	-	-	0.108	
05 03 02 44 0000 019	C1	Specific support - quality - 0% modulation - R.73/09. Art.68(1)(a)(ii) - calendar year 2011 - BE, EL, ES, FR, IT, PT, RO, FI	0.5	-	-	-	-	-	-	13.3	0.7	1.7	11.2	-	-	-	-	-	-	-	-	-	0.4	3.1	-	-	-	-	-	-	31.167	
05 03 02 44 0000 019	NA	Specific support - quality - 0% modulation - R.73/09. Art.68(1)(a)(ii) - calendar year 2011 - BE, EL, ES, FR, IT, PT, RO, FI	-	-	-	-	-	-	-	-	-	-	-	-	-	-	-	-	-	-	-	-	-	-	-	-	-	-	-	-	-	-
05 03 02 44 0000 019	C1	Specific support - quality - 0% modulation - R.73/09. Art.68(1)(a)(ii) - calendar year 2011 - BE, EL, ES, FR, IT, PT, RO, FI	0.5	-	-	-	-	-	-	13.3	0.7	1.7	11.2	-	-	-	-	-	-	-	-	-	0.4	3.1	-	-	-	-	-	-	31.167	
05 03 02 44 0000 020	C1	Specific support - quality - payments 5.000 €300.000 € - 9% modulation - R.73/09. Art.68(1)(a)(ii) - calendar year 2011 - BE, EL, ES, FR, IT, PT, FI	1.3	-	-	-	-	-	-	18.5	13.1	5.5	106.2	-	-	-	-	-	-	-	-	-	4.3	-	-	-	-	-	-	-	149.534	
05 03 02 44 0000 020	NA	Specific support - quality - payments 5.000 €300.000 € - 9% modulation - R.73/09. Art.68(1)(a)(ii) - calendar year 2011 - BE, EL, ES, FR, IT, PT, FI	-	-	-	-	-	-	-	-	-	-	-	-	-	-	-	-	-	-	-	-	-	-	-	-	-	-	-	-	-	-
05 03 02 44 0000 020	C1	Specific support - quality - payments 5.000 €300.000 € - 9% modulation - R.73/09. Art.68(1)(a)(ii) - calendar year 2011 - BE, EL, ES, FR, IT, PT, FI	1.3	-	-	-	-	-	-	18.5	13.1	5.5	106.2	-	-	-	-	-	-	-	-	-	4.3	-	-	-	-	-	-	-	149.534	
05 03 02 44 0000 021	C1	Specific support - quality - payments > 300.000 € - 13% modulation - R.73/09. Art.68(1)(a)(ii) - calendar year 2011 - BE, EL, ES, FR, IT, PT, FI	0.0	-	-	-	-	-	-	-	0.4	0.0	11.8	-	-	-	-	-	-	-	-	-	0.8	-	-	-	-	-	-	-	13.030	
05 03 02 44 0000 022	C1	Specific support - animal welfare - 0% modulation - R.73/09. Art.68(1)(a)(iv) - calendar year 2011 - NL	-	-	-	-	-	-	-	-	-	-	-	-	-	-	-	-	-	-	0.3	-	-	-	-	-	-	-	-	-	-	0.325
05 03 02 44 0000 023	C1	Specific support - animal welfare - payments 5.000 € - 9% modulation - R.73/09. Art.68(1)(a)(iv) - calendar year 2011 - NL	-	-	-	-	-	-	-	-	-	-	-	-	-	-	-	-	-	-	5.5	-	-	-	-	-	-	-	-	-	-	5.462
05 03 02 44 0000 024	C1	Specific support - animal welfare - payments > 300.000 € - 13% modulation - R.73/09. Art.68(1)(a)(iv) - calendar year 2011 - NL	-	-	-	-	-	-	-	-	-	-	-	-	-	-	-	-	-	-	0.2	-	-	-	-	-	-	-	-	-	-	0.173

In EUR million

ANNEX 33
 EXPENDITURE CHARGED AGAINST THE 2012 BUDGET
 DETAILS by SUB-ITEM and by MEMBER STATE

Budget Line	Fund source	Item	BE	BG	CZ	DK	DE	EE	IE	EL	ES	FR	IT	CY	LV	LT	LU	HU	MT	NL	AT	PL	PT	RO	SI	SK	FI	SE	UK	CE	TOTAL		
05 03 02 44 0000 025 C1		Specific support - specific disadvantages - 0% modulation - R.73/09, Art.68(1)(b) - calendar year 2011 - BE, BG, CZ, DE, EE, IE, EL, ES, FR, LT, LV, HU, NL, AT, PL, PT, RO, SI, SK, FI	0.7	16.0	31.7	-	0.6	1.2	3.9	8.2	6.7	51.3	-	5.1	9.3	-	45.7	-	0.9	4.1	29.1	0.7	22.4	6.9	10.6	0.9	-	-	-	-	256.244		
05 03 02 44 0000 025 NA		Specific support - specific disadvantages - 0% modulation - R.73/09, Art.68(1)(b) - calendar year 2011 - BE, BG, CZ, DE, EE, IE, EL, ES, FR, LT, LV, HU, NL, AT, PL, PT, RO, SI, SK, FI	-	-	-	-	-	-	-	-	-	-	-	-	-	-	-	-	-	-	-	-	-	-	-	-	-	-	-	-	-	-	
05 03 02 44 0000 025		Specific support - specific disadvantages - 0% modulation - R.73/09, Art.68(1)(b) - calendar year 2011 - BE, BG, CZ, DE, EE, IE, EL, ES, FR, LT, LV, HU, NL, AT, PL, PT, RO, SI, SK, FI	0.7	16.0	31.7	-	0.6	1.2	3.9	8.2	6.7	51.3	-	5.1	9.3	-	45.7	-	0.9	4.1	29.1	0.7	22.4	6.9	10.6	0.9	-	-	-	-	256.244		
05 03 02 44 0000 026 C1		Specific support - specific disadvantages - payments 5.000 €-300.000 €-9% modulation - R.73/09, Art.68(1)(b) - calendar year 2011 - BE, DE, IE, EL, ES, FR, NL, AT, PT, FI	3.0	-	-	-	1.1	-	18.4	28.8	51.4	118.4	-	-	-	-	-	-	-	0.5	7.0	-	5.0	-	-	-	-	-	-	-	269.177		
05 03 02 44 0000 026 NA		Specific support - specific disadvantages - payments 5.000 €-300.000 €-9% modulation - R.73/09, Art.68(1)(b) - calendar year 2011 - BE, DE, IE, EL, ES, FR, NL, AT, PT, FI	-	-	-	-	-	-	-	-	-	-	-	-	-	-	-	-	-	-	-	-	-	-	-	-	-	-	-	-	-	-	
05 03 02 44 0000 026		Specific support - specific disadvantages - payments 5.000 €-300.000 €-9% modulation - R.73/09, Art.68(1)(b) - calendar year 2011 - BE, DE, IE, EL, ES, FR, NL, AT, PT, FI	3.0	-	-	-	1.1	-	18.4	28.8	51.4	118.4	-	-	-	-	-	-	-	0.5	7.0	-	5.0	-	-	-	-	-	-	-	269.177		
05 03 02 44 0000 027 C1		Specific support - specific disadvantages - payments > 300.000 €-13% modulation - R.73/09, Art.68(1)(b) - calendar year 2011 - BE, DE, IE, EL, ES, FR, NL, AT, PT, FI	-	-	-	-	0.2	-	0.0	-	0.2	-	-	-	-	-	-	-	-	-	0.0	-	0.0	-	-	-	-	-	-	-	0.330		
05 03 02 44 0000 028		Specific support - mutual funds - 0% modulation - R.73/09, Art.68(1)(e) - calendar year 2011 - FR	-	-	-	-	-	-	-	-	-	-	-	-	-	-	-	-	-	-	-	-	-	-	-	-	-	-	-	-	-	-	
05 03 02 44 0000 029		Specific support - mutual funds - payments 5.000 €-300.000 €-9% modulation - R.73/09, Art.68(1)(e) - calendar year 2011 - FR	-	-	-	-	-	-	-	-	-	-	-	-	-	-	-	-	-	-	-	-	-	-	-	-	-	-	-	-	-	-	
05 03 02 44 0000 030		Specific support - mutual funds - payments > 300.000 €-13% modulation - R.73/09, Art.68(1)(e) - calendar year 2011 - FR	-	-	-	-	-	-	-	-	-	-	-	-	-	-	-	-	-	-	-	-	-	-	-	-	-	-	-	-	-	-	-
05 03 02 44 0000 035 C1		Specific support - quality - 0% modulation - R.73/09, Art.68(1)(a)(ii) - calendar year 2012 - IT	-	-	-	-	-	-	-	-	-	-	0.2	-	-	-	-	-	-	-	-	-	-	-	-	-	-	-	-	-	-	0.238	
05 03 02 44 0000 036 C1		Specific support - quality - payments 5.000 €-300.000 €-10% modulation - R.73/09, Art.68(1)(a)(ii) - calendar year 2012 - IT	-	-	-	-	-	-	-	-	-	-	1.4	-	-	-	-	-	-	-	-	-	-	-	-	-	-	-	-	-	1.373		
05 03 02 44 0000 037 C1		Specific support - quality - payments > 300.000 €-14% modulation - R.73/09, Art.68(1)(a)(ii) - calendar year 2012 - IT	-	-	-	-	-	-	-	-	-	-	0.0	-	-	-	-	-	-	-	-	-	-	-	-	-	-	-	-	-	0.005		
05 03 02 44 0000 044 C1		Specific support (Article 68) — Coupled direct aids	5.6	16.2	31.7	0.5	1.8	1.2	22.7	69.9	73.4	212.0	131.6	5.1	9.3	-	45.8	-	8.1	11.1	39.6	13.2	25.5	6.9	10.6	43.4	-	-	-	-	785.514		
05 03 02 44 0000 044 NA		Specific support (Article 68) — Coupled direct aids	-	-	-	-	-	-	-	-	-	-	-	-	-	-	-	-	-	-	-	-	-	-	-	-	-	-	-	-	-	-	
05 03 02 44 0000 044		Specific support (Article 68) — Coupled direct aids	5.6	16.2	31.7	0.5	1.8	1.2	22.7	69.9	73.4	212.0	131.6	5.1	9.3	-	45.8	-	8.1	11.1	39.6	13.2	25.5	6.9	10.6	43.4	-	-	-	-	785.514		
05 03 02 50 0000 001 C1		Posse - direct aids - R.247/06, title III - calendar year 2009 - ES, FR, PT	-	-	-	-	-	-	-	-	0.0	0.0	-	-	-	-	-	-	-	-	-	-	0.1	-	-	-	-	-	-	-	0.089		
05 03 02 50 0000 001 NA		Posse - direct aids - R.247/06, title III - calendar year 2009 - ES, FR, PT	-	-	-	-	-	-	-	-	-	-	-	-	-	-	-	-	-	-	-	-	-	-	-	-	-	-	-	-	-	-	
05 03 02 50 0000 001		Posse - direct aids - R.247/06, title III - calendar year 2009 - ES, FR, PT	-	-	-	-	-	-	-	-	0.0	0.0	-	-	-	-	-	-	-	-	-	-	0.1	-	-	-	-	-	-	-	0.089		
05 03 02 50 0000 002 C1		Posse - direct aids - R.247/06, title III - calendar year 2010 - ES, FR, PT	-	-	-	-	-	-	-	-	0.1	0.1	-	-	-	-	-	-	-	-	-	-	0.0	-	-	-	-	-	-	-	0.247		
05 03 02 50 0000 002 NA		Posse - direct aids - R.247/06, title III - calendar year 2010 - ES, FR, PT	-	-	-	-	-	-	-	-	-	-	-	-	-	-	-	-	-	-	-	-	-	-	-	-	-	-	-	-	-	-	
05 03 02 50 0000 002		Posse - direct aids - R.247/06, title III - calendar year 2010 - ES, FR, PT	-	-	-	-	-	-	-	-	0.1	0.1	-	-	-	-	-	-	-	-	-	-	0.0	-	-	-	-	-	-	-	0.247		
05 03 02 50 0000 003 C1		Posse - direct aids - R.247/06, title III - calendar year 2011 - ES, FR, PT	-	-	-	-	-	-	-	-	179.6	151.2	-	-	-	-	-	-	-	-	-	-	79.8	-	-	-	-	-	-	-	410.634		
05 03 02 50 0000 003 NA		Posse - direct aids - R.247/06, title III - calendar year 2011 - ES, FR, PT	-	-	-	-	-	-	-	-	-	-	-	-	-	-	-	-	-	-	-	-	-	-	-	-	-	-	-	-	-	-	
05 03 02 50 0000 003		Posse - direct aids - R.247/06, title III - calendar year 2011 - ES, FR, PT	-	-	-	-	-	-	-	-	179.6	151.2	-	-	-	-	-	-	-	-	-	-	79.8	-	-	-	-	-	-	-	410.634		
05 03 02 50 0000 003		Posse - direct aids - R.247/06, title III - calendar year 2011 - ES, FR, PT	-	-	-	-	-	-	-	-	179.6	151.2	-	-	-	-	-	-	-	-	-	-	79.8	-	-	-	-	-	-	-	410.634		
05 03 02 50 0000 997		Posse - direct aids - old programmes - calendar year 2006 - ES, FR, PT	-	-	-	-	-	-	-	-	-	-	-	-	-	-	-	-	-	-	-	-	-	-	-	-	-	-	-	-	-	-	

In EUR million

DIRECTORATE-GENERAL FOR AGRICULTURE AND RURAL DEVELOPMENT
Directorate I. Management of resources.
I.1. Budget management
EAGF - 2012 FINANCIAL REPORT

EAGF - EUROPEAN AGRICULTURAL GUARANTEE FUND

ANNEX 33

EXPENDITURE CHARGED AGAINST THE 2012 BUDGET
DETAILS by SUB-ITEM and by MEMBER STATE

Budget Line	Fund source	Item	BE	BG	CZ	DK	DE	EE	IE	EL	ES	FR	IT	CY	LV	LT	LU	HU	MT	NL	AT	PL	PT	RO	SI	SK	FI	SE	UK	CE	TOTAL		
05 03 02 50 3211 134 C1		Posseima - livestock products - suckler cow premium supplement - Azores - R.247/06, title III - calendar year 2008 and earlier - PT	-	-	-	-	-	-	-	-	-	-	-	-	-	-	-	-	-	-	-	-	0.0	-	-	-	-	-	-	-	0.009		
05 03 02 50 3211 135 C1		Posseima - livestock products - bovine slaughter premium supplement - Azores - R.247/06, title III - calendar year 2008 and earlier - PT	-	-	-	-	-	-	-	-	-	-	-	-	-	-	-	-	-	-	-	-	0.0	-	-	-	-	-	-	-	0.023		
05 03 02 50 3211 136 C1		Posseima - livestock products - premium sheep & goat producer - Azores - R.247/06, title III - calendar year 2008 and earlier - PT	-	-	-	-	-	-	-	-	-	-	-	-	-	-	-	-	-	-	-	-	0.0	-	-	-	-	-	-	-	0.000		
05 03 02 50 3211 137		Posseima - livestock products - premium sheep & goat slaughter - Azores - R.247/06, title III - calendar year 2008 and earlier - PT	-	-	-	-	-	-	-	-	-	-	-	-	-	-	-	-	-	-	-	-	-	-	-	-	-	-	-	-	-		
05 03 02 50 3211 138 C1		Posseima - livestock products - premium, milk cow - Azores - R.247/06, title III - calendar year 2008 and earlier - PT	-	-	-	-	-	-	-	-	-	-	-	-	-	-	-	-	-	-	-	-	0.0	-	-	-	-	-	-	-	0.016		
05 03 02 50 3211 139 C1		Posseima - plant products - bananas - Azores - R.247/06, title III - calendar year 2008 and earlier - PT	-	-	-	-	-	-	-	-	-	-	-	-	-	-	-	-	-	-	-	-	0.0	-	-	-	-	-	-	-	0.003		
05 03 02 50 3221 080		Posseican - plant products - potatoes for consumption (area aid) - R.247/06, title III - calendar year 2008 and earlier - ES	-	-	-	-	-	-	-	-	-	-	-	-	-	-	-	-	-	-	-	-	-	-	-	-	-	-	-	-	-		
05 03 02 50 3221 081		Posseican - plant products - aid, arable crops - R.247/06, title III - calendar year 2008 and earlier - ES	-	-	-	-	-	-	-	-	-	-	-	-	-	-	-	-	-	-	-	-	-	-	-	-	-	-	-	-	-		
05 03 02 50 3221 082		Posseican - plant products - aid for local marketing of fruit and vegetables - R.247/06, title III - calendar year 2008 and earlier - ES	-	-	-	-	-	-	-	-	-	-	-	-	-	-	-	-	-	-	-	-	-	-	-	-	-	-	-	-	-	-	
05 03 02 50 3221 083 C1		Posseican - plant products - bananas - R.247/06, title III - calendar year 2008 and earlier - ES	-	-	-	-	-	-	-	-	0.0	-	-	-	-	-	-	-	-	-	-	-	-	-	-	-	-	-	-	-	-	0.005	
05 03 02 50 3221 084		Posseican - livestock products - aid : bovine sector - birth premium - R.247/06, title III - calendar year 2008 and earlier - ES	-	-	-	-	-	-	-	-	-	-	-	-	-	-	-	-	-	-	-	-	-	-	-	-	-	-	-	-	-	-	
05 03 02 50 3221 085		Posseican - livestock products - aid : bovine sector - premium, slaughter - R.247/06, title III - calendar year 2008 and earlier - ES	-	-	-	-	-	-	-	-	-	-	-	-	-	-	-	-	-	-	-	-	-	-	-	-	-	-	-	-	-	-	
05 03 02 50 3221 086		Posseican - livestock products - aid : sheep and goat sector - R.247/06, title III - calendar year 2008 and earlier - ES	-	-	-	-	-	-	-	-	-	-	-	-	-	-	-	-	-	-	-	-	-	-	-	-	-	-	-	-	-	-	
05 03 02 50	C1	POSEI — European Union support programmes	-	-	-	-	-	-	-	-	179.8	151.3	-	-	-	-	-	-	-	-	-	-	-	-	-	-	-	-	-	-	-	411.085	
05 03 02 50	NA	POSEI — European Union support programmes	-	-	-	-	-	-	-	-	-	-	-	-	-	-	-	-	-	-	-	-	80.0	-	-	-	-	-	-	-	-	-	
05 03 02 50		POSEI — European Union support programmes	-	-	-	-	-	-	-	-	179.8	151.3	-	-	-	-	-	-	-	-	-	-	80.0	-	-	-	-	-	-	-	-	411.085	
05 03 02 51 0000 014		Posse - COP (area aid) - R.1782/03, Art.70 1b) - calendar year 2008 and earlier - ES	-	-	-	-	-	-	-	-	-	-	-	-	-	-	-	-	-	-	-	-	-	-	-	-	-	-	-	-	-	-	
05 03 02 51 0000 015		Posse - grain legumes (area aid) - R.1782/03, Art.70 1b) - calendar year 2008 and earlier - ES	-	-	-	-	-	-	-	-	-	-	-	-	-	-	-	-	-	-	-	-	-	-	-	-	-	-	-	-	-	-	
05 03 02 51 0000 016		Posse - rice (area aid) - R.1782/03, Art.70 1b) - calendar year 2008 and earlier - FR	-	-	-	-	-	-	-	-	-	-	-	-	-	-	-	-	-	-	-	-	-	-	-	-	-	-	-	-	-	-	
05 03 02 51 0000 017		Posse - tobacco (area aid) - R.1782/03, Art.70 1b) - calendar year 2008 and earlier - PT	-	-	-	-	-	-	-	-	-	-	-	-	-	-	-	-	-	-	-	-	-	-	-	-	-	-	-	-	-	-	
05 03 02 51 0000 018 C1		Posse - dairy premium - R.1782/03, Art.70 1b) - calendar year 2008 and earlier - PT	-	-	-	-	-	-	-	-	-	-	-	-	-	-	-	-	-	-	-	-	0.0	-	-	-	-	-	-	-	-	0.001	
05 03 02 51 0000 019 C1		Posse - additional payments - milk producers - R.1782/03, Art.70 1b) - calendar year 2008 and earlier - PT	-	-	-	-	-	-	-	-	-	-	-	-	-	-	-	-	-	-	-	-	0.0	-	-	-	-	-	-	-	-	0.000	
05 03 02 51 0000 020		Posse - COP (area aid) - R.1782/03, Art.70 1b) - calendar year 2009 - ES	-	-	-	-	-	-	-	-	-	-	-	-	-	-	-	-	-	-	-	-	-	-	-	-	-	-	-	-	-	-	
05 03 02 51 0000 023		Posse - grain legumes (area aid) - R.1782/03, Art.70 1b) - calendar year 2009 - ES	-	-	-	-	-	-	-	-	-	-	-	-	-	-	-	-	-	-	-	-	-	-	-	-	-	-	-	-	-	-	
05 03 02 51 0000 026		Posse - rice (area aid) - R.1782/03, Art.70 1b) - calendar year 2009 - FR	-	-	-	-	-	-	-	-	-	-	-	-	-	-	-	-	-	-	-	-	-	-	-	-	-	-	-	-	-	-	-
05 03 02 51 0000 029		Posse - tobacco (area aid) - R.1782/03, Art.70 1b) - calendar year 2009 - PT	-	-	-	-	-	-	-	-	-	-	-	-	-	-	-	-	-	-	-	-	-	-	-	-	-	-	-	-	-	-	-

In EUR million

DIRECTORATE-GENERAL FOR AGRICULTURE AND RURAL DEVELOPMENT
Directorate I. Management of resources.
I.1. Budget management
EAGF - 2012 FINANCIAL REPORT

EAGF - EUROPEAN AGRICULTURAL GUARANTEE FUND

ANNEX 33

EXPENDITURE CHARGED AGAINST THE 2012 BUDGET
 DETAILS by SUB-ITEM and by MEMBER STATE

Budget Line	Fund source	Item	BE	BG	CZ	DK	DE	EE	IE	EL	ES	FR	IT	CY	LV	LT	LU	HU	MT	NL	AT	PL	PT	RO	SI	SK	FI	SE	UK	CE	TOTAL		
05 03 02 51 0000 031 C1		Posel - dairy premium - R.1782/03, Art.70 1b) - calendar year 2009 - PT	-	-	-	-	-	-	-	-	-	-	-	-	-	-	-	-	-	-	-	-	0.0	-	-	-	-	-	-	-	-	0.006	
05 03 02 51 0000 033 C1		Posel - additional payments - milk producers - R.1782/03, Art.70 1b) - calendar year 2009 - PT	-	-	-	-	-	-	-	-	-	-	-	-	-	-	-	-	-	-	-	-	0.0	-	-	-	-	-	-	-	-	0.003	
05 03 02 51 0000 997		Posel - direct aids - old programmes - calendar year 2009 and earlier - ES, FR, PT	-	-	-	-	-	-	-	-	-	-	-	-	-	-	-	-	-	-	-	-	-	-	-	-	-	-	-	-	-	-	
05 03 02 51	C1	POSEI — Other direct aids and earlier regimes	-	-	-	-	-	-	-	-	-	-	-	-	-	-	-	-	-	-	-	-	0.0	-	-	-	-	-	-	-	-	0.010	
05 03 02 52 0000 001 C1		Aegean islands - direct aids - R.1405/06, chapter III - calendar year 2009 - EL	-	-	-	-	-	-	-	-0.0	-	-	-	-	-	-	-	-	-	-	-	-	-	-	-	-	-	-	-	-	-	-0.017	
05 03 02 52 0000 002 C1		Aegean islands - direct aids - R.1405/06, chapter III - calendar year 2010 - EL	-	-	-	-	-	-	-	0.0	-	-	-	-	-	-	-	-	-	-	-	-	-	-	-	-	-	-	-	-	-	0.001	
05 03 02 52 0000 003 C1		Aegean islands - direct aids - R.1405/06, chapter III - calendar year 2011 - EL	-	-	-	-	-	-	-	17.9	-	-	-	-	-	-	-	-	-	-	-	-	-	-	-	-	-	-	-	-	-	17.914	
05 03 02 52 3231 040		Aegean islands - plant products - plums - R.1405/06, chapter III - calendar year 2008 and earlier - EL	-	-	-	-	-	-	-	-	-	-	-	-	-	-	-	-	-	-	-	-	-	-	-	-	-	-	-	-	-	-	
05 03 02 52 3231 041		Aegean islands - plant products - legumes - R.1405/06, chapter III - calendar year 2008 and earlier - EL	-	-	-	-	-	-	-	-	-	-	-	-	-	-	-	-	-	-	-	-	-	-	-	-	-	-	-	-	-	-	
05 03 02 52 3231 042		Aegean islands - plant products - bee-keeping - R.1405/06, chapter III - calendar year 2008 and earlier - EL	-	-	-	-	-	-	-	-	-	-	-	-	-	-	-	-	-	-	-	-	-	-	-	-	-	-	-	-	-	-	
05 03 02 52 3231 043		Aegean islands - plant products - wine sector - R.1405/06, chapter III - calendar year 2008 and earlier - EL	-	-	-	-	-	-	-	-	-	-	-	-	-	-	-	-	-	-	-	-	-	-	-	-	-	-	-	-	-	-	
05 03 02 52 3231 044		Aegean islands - plant products - mastic - R.1405/06, chapter III - calendar year 2008 and earlier - EL	-	-	-	-	-	-	-	-	-	-	-	-	-	-	-	-	-	-	-	-	-	-	-	-	-	-	-	-	-	-	
05 03 02 52 3231 045 C1		Aegean islands - plant products - olive grove - R.1405/06, chapter III - calendar year 2008 and earlier - EL	-	-	-	-	-	-	-	-0.0	-	-	-	-	-	-	-	-	-	-	-	-	-	-	-	-	-	-	-	-	-	-	-0.000
05 03 02 52 3231 046		Aegean islands - plant products - potatoes - R.1405/06, chapter III - calendar year 2008 and earlier - EL	-	-	-	-	-	-	-	-	-	-	-	-	-	-	-	-	-	-	-	-	-	-	-	-	-	-	-	-	-	-	-
05 03 02 52 3231 047		Aegean islands - plant products - small tomatoes - R.1405/06, chapter III - calendar year 2008 and earlier - EL	-	-	-	-	-	-	-	-	-	-	-	-	-	-	-	-	-	-	-	-	-	-	-	-	-	-	-	-	-	-	-
05 03 02 52 3231 048		Aegean islands - plant products - artichoke - R.1405/06, chapter III - calendar year 2008 and earlier - EL	-	-	-	-	-	-	-	-	-	-	-	-	-	-	-	-	-	-	-	-	-	-	-	-	-	-	-	-	-	-	-
05 03 02 52 3231 049		Aegean islands - plant products - citrus species - R.1405/06, chapter III - calendar year 2008 and earlier - EL	-	-	-	-	-	-	-	-	-	-	-	-	-	-	-	-	-	-	-	-	-	-	-	-	-	-	-	-	-	-	-
05 03 02 52 3231 050		Aegean islands - livestock products - cheese - R.1405/06, chapter III - calendar year 2008 and earlier - EL	-	-	-	-	-	-	-	-	-	-	-	-	-	-	-	-	-	-	-	-	-	-	-	-	-	-	-	-	-	-	-
05 03 02 52 3231 997		Aegean islands - direct aids - old programmes - calendar year 2006 and earlier - EL	-	-	-	-	-	-	-	-	-	-	-	-	-	-	-	-	-	-	-	-	-	-	-	-	-	-	-	-	-	-	-
05 03 02 52	C1	POSEI — Aegean islands	-	-	-	-	-	-	-	17.9	-	-	-	-	-	-	-	-	-	-	-	-	-	-	-	-	-	-	-	-	-	-	17.898
05 03 02 99 0000 003		Dried fodder- transitional regime - R.1782/03, Art.71(2) - calendar year 2005	-	-	-	-	-	-	-	-	-	-	-	-	-	-	-	-	-	-	-	-	-	-	-	-	-	-	-	-	-	-	-
05 03 02 99 0000 006 C1		Dairy premium - Art.95, R.1782/03 - calendar year 2006 and earlier	-	-	-	-	-	-	0.0	-	-	-	-0.0	-	-	-	-	-	-	-	-	0.0	0.0	-0.0	-	-	-	-	-	-	-	-	-0.040
05 03 02 99 0000 006 NA		Dairy premium - Art.95, R.1782/03 - calendar year 2006 and earlier	-	-	-	-	-	-	-	-	-	-	-	-	-	-	-	-	-	-	-	-	-	-	-	-	-	-	-	-	-	-	-
05 03 02 99 0000 006		Dairy premium - Art.95, R.1782/03 - calendar year 2006 and earlier	-	-	-	-	-	-	0.0	-	-	-	-0.0	-	-	-	-	-	-	-	-	0.0	0.0	-0.0	-	-	-	-	-	-	-	-	-0.040
05 03 02 99 0000 007		Dairy premium - Art.95, R.1782/03 - calendar year 2006 - payments - without modulation - R.1782/03, Art.10(6)	-	-	-	-	-	-	-	-	-	-	-	-	-	-	-	-	-	-	-	-	-	-	-	-	-	-	-	-	-	-	-
05 03 02 99 0000 009 C1		Additional payments - milk producers - Art.96, R.1782/03 - calendar year 2006 and earlier	-	-	-	-	-	-	-	-	-	-	-0.0	-	-	-	-	-	-	-	-	0.0	0.0	-0.0	-	-	-	-	-	-	-	-	-0.019
05 03 02 99 0000 009 NA		Additional payments - milk producers - Art.96, R.1782/03 - calendar year 2006 and earlier	-	-	-	-	-	-	-	-	-	-	-	-	-	-	-	-	-	-	-	-	-	-	-	-	-	-	-	-	-	-	-

In EUR million

DIRECTORATE-GENERAL FOR AGRICULTURE AND RURAL DEVELOPMENT
Directorate I. Management of resources.
I.1. Budget management
EAGF - 2012 FINANCIAL REPORT

EAGF - EUROPEAN AGRICULTURAL GUARANTEE FUND

ANNEX 33
EXPENDITURE CHARGED AGAINST THE 2012 BUDGET
DETAILS by SUB-ITEM and by MEMBER STATE

Budget Line	Fund Source	Item	BE	BG	CZ	DK	DE	EE	IE	EL	ES	FR	IT	CY	LV	LT	LU	HU	MT	NL	AT	PL	PT	RO	SI	SK	FI	SE	UK	CE	TOTAL	
05 03 02 99 0000 009		Additional payments - milk producers - Art.96, R.1782/03 - calendar year 2006 and earlier	-	-	-	-	-	-	-	-	-	-	-0.0	-	-	-	-	-	-	0.0	0.0	-	-0.0	-	-	-	-	-	-	-	-0.019	
05 03 02 99 0000 010		Additional payments - milk producers - Art.96, R.1782/03 - calendar year 2006 - payments - without modulation - R.1782/03, Art.10(6)	-	-	-	-	-	-	-	-	-	-	-	-	-	-	-	-	-	-	-	-	-	-	-	-	-	-	-	-	-	-
05 03 02 99 0000 102 C1		Supplementary aid - durum wheat - zones other than traditional production zones - R.1782/03, Art.105 - calendar year 2005 and earlier	-	-	-	-	-	-	-	-	-	0.0	-	-	-	-	-	-	-	-	-	-	-	-	-	-	-	-	-	-	-	0.001
05 03 02 99 0000 339 C1		Modulation - Art.4&5, R.1259/99; Art.19, R.883/06 - correction - only negative amounts - 2007, 2006, 2005, 2004, 2003, 2002 and earlier	-	-	-	-	-	-	-	-0.0	-0.0	-	-	-	-	-	-	-	-	-	-	-	-	-	-	-	-	-	-	-	-	-0.092
05 03 02 99 0000 340 C1		Cross compliance - Art.3&5, R.1259/99; Art.19, R.883/06 - correction - only negative amounts - 2005, 2004, 2003 and earlier	-	-	-	-	-	-	-	-0.0	-0.0	-	-	-	-	-	-	-	-	-	-	-	-	-	-	-	-	-	-	-	-	-0.000
05 03 02 99 0000 350 C1		Corrections to be attributed - only negative amounts	-	-0.0	-	-	-	-	-	-24.4	-	-	-21.1	-	-	-	-	-	-	-	-	-	-	-	-	-	-	-	-	-	-45.543	
05 03 02 99 0000 360 C1		Imputation of corrections - only positive amounts	-	0.0	-	-	-	-	-	24.3	-	17.9	-	-	-	-	-	-	-	-	-	-	-	-	-	-	-	-	-	-	42.282	
05 03 02 99 0000 370 C1		Correction - ceiling - R.73/09, Annex IV and VIII - other direct aids - 0% modulation - calendar year 2010	-0.0	-	-	-	-	-	-	-	-	-	-	-	-	-	-	-	-	-	-	-0.2	-	-	-	-	-	-	-	-	-0.267	
05 03 02 99 0000 371 C1		Correction - ceiling - R.73/09, Annex VIII - other direct aids - 8% modulation - calendar year 2010	-0.2	-	-	-	-	-	-	-	-	-	-	-	-	-	-	-	-	-	-	-	-	-	-	-	-	-	-	-	-0.203	
05 03 02 99 0000 372 C1		Correction - ceiling - R.73/09, Annex VIII - other direct aids - 12% modulation - calendar year 2010	-0.0	-	-	-	-	-	-	-	-	-	-	-	-	-	-	-	-	-	-	-	-	-	-	-	-	-	-	-	-0.000	
05 03 02 99 0000 373		Correction - ceiling - R.73/09, Annex IV and VIII - other direct aids - 0% modulation - calendar year 2011	-	-	-	-	-	-	-	-	-	-	-	-	-	-	-	-	-	-	-	-	-	-	-	-	-	-	-	-	-	
05 03 02 99 0000 374 C1		Correction - ceiling - R.73/09, Annex VIII - other direct aids - 9% modulation - calendar year 2011	-0.0	-	-	-	-	-	-	-	-	-	-	-	-	-	-	-	-	-	-	-	-	-	-	-	-	-	-	-	-0.011	
05 03 02 99 0000 375 C1		Correction - ceiling - R.73/09, Annex VIII - other direct aids - 13% modulation - calendar year 2011	-0.2	-	-	-	-	-	-	-	-	-	-	-	-	-	-	-	-	-	-	-	-	-	-	-	-	-	-	-	-0.237	
05 03 02 99 1310 015 C1		Aid - lentils and chick-peas - R.1782/03, Art.141 - calendar year 2005 and earlier	-	-	-	-	-	-	-	-	-	-	-0.0	-	-	-	-	-	-	-	-	-	-	-	-	-	-	-	-	-	-0.010	
05 03 02 99 1310 025 C1		Aid - vetches - R.1782/03, Art.141 - calendar year 2005 and earlier	-	-	-	-	-	-	-	-	-	-	-0.0	-	-	-	-	-	-	-	-	-	-	-	-	-	-	-	-	-	-0.022	
05 03 02 99 1508 151		Compensation aid 2006 and earlier - Art.7, R.1858/93 - other than Guadeloupe & Martinique	-	-	-	-	-	-	-	-	-	-	-	-	-	-	-	-	-	-	-	-	-	-	-	-	-	-	-	-	-	-
05 03 02 99 1513 070		Dried grapes - per hectare aid - Art.7(1), R.2201/96 - marketing year 07/08 and earlier - EL, ES, PT	-	-	-	-	-	-	-	-	-	-	-	-	-	-	-	-	-	-	-	-	-	-	-	-	-	-	-	-	-	-
05 03 02 99 1513 071		Actions against phylloxera - per hectare aid - Art.7(4), R.2201/96 - marketing year 07/08 and earlier - EL, ES	-	-	-	-	-	-	-	-	-	-	-	-	-	-	-	-	-	-	-	-	-	-	-	-	-	-	-	-	-	-
05 03 02 99 2125 075 C1		Extensification premium - dairy cow - 40 euro - R.1782/03, Art.132 - calendar year 2005 and earlier	-	-	-	-	-	-	-	-	-	-	-0.0	-	-	-	-	-	-	-	-	-	-	-	-	-	0.0	-	-	-	-	-0.011
05 03 02 99 2125 076 C1		Extensification premium - dairy cow - 80 euro - R.1782/03, Art.132 - calendar year 2005 and earlier	-	-	-	-	-	-	-	-	-	-	-0.0	-	-	-	-	-	-	-	-	-	-	-	-	-	-	-	-	-	-	-0.021
05 03 02 99 2125 078 C1		Extensification premium - suckler cow - 40 euro - R.1782/03, Art.132 - calendar year 2005 and earlier	-0.0	-	-	-	-	-	0.0	-	-	-	-0.0	-	-	-	-	-	-	-	-	-	-	-	-	-	0.0	-	-	-	-	0.036
05 03 02 99 2125 078 NA		Extensification premium - suckler cow - 40 euro - R.1782/03, Art.132 - calendar year 2005 and earlier	-	-	-	-	-	-	-	-	-	-	-	-	-	-	-	-	-	-	-	-	-	-	-	-	-	-	-	-	-	-
05 03 02 99 2125 078		Extensification premium - suckler cow - 40 euro - R.1782/03, Art.132 - calendar year 2005 and earlier	-0.0	-	-	-	-	-	0.0	-	-	-	-0.0	-	-	-	-	-	-	-	-	-	-	-	-	-	0.0	-	-	-	-	0.036
05 03 02 99 2125 079 C1		Extensification premium - suckler cow - 80 euro - R.1782/03, Art.132 - calendar year 2005 and earlier	-	-	-	-	-	-	0.1	-	-	0.0	0.1	-	-	-	-	-	-	-	-	-	-	-	-	-	-	-0.0	-	-	-	0.178
05 03 02 99 2125 079 NA		Extensification premium - suckler cow - 80 euro - R.1782/03, Art.132 - calendar year 2005 and earlier	-	-	-	-	-	-	-	-	-	-	-	-	-	-	-	-	-	-	-	-	-	-	-	-	-	-	-	-	-	-
05 03 02 99 2125 079		Extensification premium - suckler cow - 80 euro - R.1782/03, Art.132 - calendar year 2005 and earlier	-	-	-	-	-	-	0.1	-	-	0.0	0.1	-	-	-	-	-	-	-	-	-	-	-	-	-	-	-0.0	-	-	-	0.178
05 03 02 99 2125 081 C1		Extensification premium - male bovine - 40 euro - R.1782/03, Art.132 - calendar year 2005 and earlier	-	-	-	-	-	-	0.0	-	-	0.0	-0.0	-	-	-	-	-	-	-	-	-	-	-	-	-	0.0	-	-	-	-	0.014
05 03 02 99 2125 081 NA		Extensification premium - male bovine - 40 euro - R.1782/03, Art.132 - calendar year 2005 and earlier	-	-	-	-	-	-	-	-	-	-	-	-	-	-	-	-	-	-	-	-	-	-	-	-	-	-	-	-	-	-
05 03 02 99 2125 081		Extensification premium - male bovine - 40 euro - R.1782/03, Art.132 - calendar year 2005 and earlier	-	-	-	-	-	-	0.0	-	-	0.0	-0.0	-	-	-	-	-	-	-	-	-	-	-	-	-	0.0	-	-	-	-	0.014

In EUR million

ANNEX 33
 EXPENDITURE CHARGED AGAINST THE 2012 BUDGET
 DETAILS by SUB-ITEM and by MEMBER STATE

Budget Line	Fund	Source	Item	BE	BG	CZ	DK	DE	EE	IE	EL	ES	FR	IT	CY	LV	LT	LU	HU	MT	NL	AT	PL	PT	RO	SI	SK	FI	SE	UK	CE	TOTAL			
05 03 02 99 2125 082	C1		Extensification premium - male bovine - 80 euro - R.1782/03, Art.132 - calendar year 2005 and earlier	-	-	-	-	-	0.1	-	-	-	0.0	-	-	-	-	-	-	-	-	-	-	-	-	-	-	-	-	-	-	-	0.134		
05 03 02 99 2125 082	NA		Extensification premium - male bovine - 80 euro - R.1782/03, Art.132 - calendar year 2005 and earlier	-	-	-	-	-	-	-	-	-	-	-	-	-	-	-	-	-	-	-	-	-	-	-	-	-	-	-	-	-	-	-	
05 03 02 99 2125 082			Extensification premium - male bovine - 80 euro - R.1782/03, Art.132 - calendar year 2005 and earlier	-	-	-	-	-	0.1	-	-	-	0.0	-	-	-	-	-	-	-	-	-	-	-	-	-	-	-	-	-	-	-	-	0.134	
05 03 02 99 2125 083			Extensification premium - male bovine - Art.1(2), R.1540/05 - 40 euro - calendar year applications 2004 - IE, UK	-	-	-	-	-	-	-	-	-	-	-	-	-	-	-	-	-	-	-	-	-	-	-	-	-	-	-	-	-	-	-	
05 03 02 99 2125 084			Extensification premium - male bovine - Art.1(2), R.1540/05 - 80 euro - calendar year applications 2004 - IE, UK	-	-	-	-	-	-	-	-	-	-	-	-	-	-	-	-	-	-	-	-	-	-	-	-	-	-	-	-	-	-	-	
05 03 02 99 2125 085			Extensification premium - dairy cow - 100 euro - R.1782/03, Art.132 - calendar year 2006 and earlier	-	-	-	-	-	-	-	-	-	-	-	-	-	-	-	-	-	-	-	-	-	-	-	-	-	-	-	-	-	-	-	
05 03 02 99 2125 088	C1		Extensification premium - suckler cow - 100 euro - R.1782/03, Art.132 - calendar year 2006 and earlier	-	-	-	-	0.0	-	-	-	0.0	-	-	-	-	-	-	-	-	-	0.0	-	-	-	-	-	-	-	-	-	-	-	0.016	
05 03 02 99 2125 091	C1		Extensification premium - male bovine - 100 euro - R.1782/03, Art.132 - calendar year 2006 and earlier	-	-	-	-	0.0	-	-	-	0.0	-	-	-	-	-	-	-	-	-	0.0	-	-	-	-	-	-	-	-	-	-	-	0.041	
05 03 02 99 2128 007	C1		Additional payments - male bovine - R.1782/03, Art.133 - calendar year 2006 and earlier	-	-	-	-	-	-	-	-	-	-	-	-	-	-	-	-	-	-	-	-	-	-	-	-	-	-	-	-	-	-	-	
05 03 02 99 2128 016	C1		Additional payments - suckler cow - R.1782/03, Art.133 - calendar year 2006 and earlier	-	-	-	-	-	0.0	-	-	0.0	-	-	-	-	-	-	-	-	-	-	-	-	-	-	-	-	-	-	-	-	-	-	-
05 03 02 99 2128 016	NA		Additional payments - suckler cow - R.1782/03, Art.133 - calendar year 2006 and earlier	-	-	-	-	-	-	-	-	-	-	-	-	-	-	-	-	-	-	-	-	-	-	-	-	-	-	-	-	-	-	-	-
05 03 02 99 2128 016			Additional payments - suckler cow - R.1782/03, Art.133 - calendar year 2006 and earlier	-	-	-	-	0.0	-	-	-	0.0	-	-	-	-	-	-	-	-	-	-	-	-	-	-	-	-	-	-	-	-	-	-	-
05 03 02 99 2128 026			Additional payments - dairy cow - R.1782/03, Art.133 - calendar year 2006 and earlier	-	-	-	-	-	-	-	-	-	-	-	-	-	-	-	-	-	-	-	-	-	-	-	-	-	-	-	-	-	-	-	-
05 03 02 99 2128 036	C1		Additional payments - heifers - R.1782/03, Art.133 - calendar year 2006 and earlier	-	-	-	-	-	-	-	-	-	-	-	-	-	-	-	-	-	-	-	-	-	-	-	-	-	-	-	-	-	-	-	-
05 03 02 99 2128 046	C1		Additional payments - adult premium - R.1782/03, Art.133 - calendar year 2006 and earlier	-	-	-	-	-	0.0	-	-	0.0	-	-	-	-	-	-	-	-	-	0.0	-	-	-	-	-	-	-	-	-	-	-	-	-
05 03 02 99 2128 046	NA		Additional payments - adult premium - R.1782/03, Art.133 - calendar year 2006 and earlier	-	-	-	-	-	-	-	-	-	-	-	-	-	-	-	-	-	-	-	-	-	-	-	-	-	-	-	-	-	-	-	-
05 03 02 99 2128 046			Additional payments - adult premium - R.1782/03, Art.133 - calendar year 2006 and earlier	-	-	-	-	-	0.0	-	-	0.0	-	-	-	-	-	-	-	-	-	0.0	-	-	-	-	-	-	-	-	-	-	-	-	-
05 03 02 99 2128 057			Additional payments - heifers - R.1782/03, Art.133 - calendar year 2006 and earlier	-	-	-	-	-	-	-	-	-	-	-	-	-	-	-	-	-	-	-	-	-	-	-	-	-	-	-	-	-	-	-	-
05 03 02 99 2222 013	C1		Additional payments - sheep and goat sector - R.1782/03, Art.119 - calendar year 2006 and earlier	-	-	-	-	-	0.0	-	-	0.0	-	-	-	-	-	-	-	-	-	-	-	-	-	-	-	-	-	-	-	-	-	-	-
05 03 02 99 2222 013	NA		Additional payments - sheep and goat sector - R.1782/03, Art.119 - calendar year 2006 and earlier	-	-	-	-	-	-	-	-	-	-	-	-	-	-	-	-	-	-	-	-	-	-	-	-	-	-	-	-	-	-	-	-
05 03 02 99 2222 013			Additional payments - sheep and goat sector - R.1782/03, Art.119 - calendar year 2006 and earlier	-	-	-	-	-	0.0	-	-	0.0	-	-	-	-	-	-	-	-	-	-	-	-	-	-	-	-	-	-	-	-	-	-	-
05 03 02 99 3900 001	C1		Agrimonetary aid - R.806/97	-	-	-	-	-	-	-	-	-	-	-	-	-	-	-	-	-	-	-	-	-	-	-	-	-	-	-	-	-	-	-	-
05 03 02 99 3900 002			Agrimonetary aid - R.487/98	-	-	-	-	-	-	-	-	-	-	-	-	-	-	-	-	-	-	-	-	-	-	-	-	-	-	-	-	-	-	-	-
05 03 02 99 3900 020	C1		Agrimonetary aid - R.755/99	-	-	-	-	-	-	-	-	-	-	-	-	-	-	-	-	-	-	-	-	-	-	-	-	-	-	-	-	-	-	-	-
05 03 02 99 3900 050	C1		Agrimonetary aid - R.1639/99	-	-	-	-	-	-	-	-	-	-	-	-	-	-	-	-	-	-	-	-	-	-	-	-	-	-	-	-	-	-	-	-
05 03 02 99 3900 070			Agrimonetary aid - R.2200/99	-	-	-	-	-	-	-	-	-	-	-	-	-	-	-	-	-	-	-	-	-	-	-	-	-	-	-	-	-	-	-	-
05 03 02 99 3900 080			Agrimonetary aid - R.2206/99	-	-	-	-	-	-	-	-	-	-	-	-	-	-	-	-	-	-	-	-	-	-	-	-	-	-	-	-	-	-	-	-
05 03 02 99 3900 090			Agrimonetary aid - R.801/00	-	-	-	-	-	-	-	-	-	-	-	-	-	-	-	-	-	-	-	-	-	-	-	-	-	-	-	-	-	-	-	-
05 03 02 99 3900 097			Agrimonetary aid - R.802/00	-	-	-	-	-	-	-	-	-	-	-	-	-	-	-	-	-	-	-	-	-	-	-	-	-	-	-	-	-	-	-	-
05 03 02 99 3900 101			Agrimonetary aid - R.1612/00	-	-	-	-	-	-	-	-	-	-	-	-	-	-	-	-	-	-	-	-	-	-	-	-	-	-	-	-	-	-	-	-
05 03 02 99 3900 110			Agrimonetary aid - R.2293/00	-	-	-	-	-	-	-	-	-	-	-	-	-	-	-	-	-	-	-	-	-	-	-	-	-	-	-	-	-	-	-	-
05 03 02 99 3900 113			Agrimonetary aid - R.653/01	-	-	-	-	-	-	-	-	-	-	-	-	-	-	-	-	-	-	-	-	-	-	-	-	-	-	-	-	-	-	-	-
05 03 02 99 3910 001	C1		Direct aid scheme - small-scale producers - R.1259/99, Art.2	-	-	-	-	-	-	-	-	-	-	-	-	-	-	-	-	-	-	-	-	-	-	-	-	-	-	-	-	-	-	-	-
05 03 02 99			Other (direct aids)	-	-	-	-	0.0	0.3	-	-	-	0.0	-	-	-	-	-	-	-	0.0	0.0	-	-	-	-	-	-	-	-	-	-	-	-	
05 03 02 99	NA		Other (direct aids)	-	-	-	-	-	-	-	-	-	-	-	-	-	-	-	-	-	-	-	-	-	-	-	-	-	-	-	-	-	-	-	
05 03 02 99			Other (direct aids)	-	-	-	-	0.0	0.3	-	-	-	0.0	-	-	-	-	-	-	-	0.0	0.0	-	-	-	-	-	-	-	-	-	-	-	-	
05 03 02	C1		Other direct aids	99.4	16.3	31.7	41.9	46.7	1.2	23.5	275.6	857.5	922.9	253.0	3.3	5.1	9.3	45.8	-	-	35.7	80.6	50.4	241.3	26.4	15.8	10.9	47.4	40.4	31.6	-	-	3 213.927		
05 03 02	NA		Other direct aids	-	-	-	-	-	-	-	-	-	-	-	-	-	-	-	-	-	-	-	-	-	-	-	-	-	-	-	-	-	-	-	
05 03 02			Other direct aids	99.4	16.3	31.7	41.9	46.7	1.2	23.5	275.6	857.5	922.9	253.0	3.3	5.1	9.3	45.8	-	-	35.7	80.6	50.4	241.3	26.4	15.8	10.9	47.4	40.4	31.6	-	-	3 213.927		

In EUR million

EXPENDITURE CHARGED AGAINST THE 2012 BUDGET
 DETAILS by SUB-ITEM and by MEMBER STATE

Budget Line	Fund source	Item	BE	BG	CZ	DK	DE	EE	IE	EL	ES	FR	IT	CY	LV	LT	LU	HU	MT	NL	AT	PL	PT	RO	SI	SK	FI	SE	UK	CE	TOTAL			
05 03 03 00 0000 004	C1	Additional amounts of aid - R.1782/03, Art.12 - calendar year 2008 and earlier - EU 15	0.0	-	-	-0.0	0.0	-	0.1	-0.0	0.0	0.0	-0.1	-	-	-	-	-	-	0.0	0.0	-	0.5	-	-	-	0.0	-	0.2	-	0.638			
05 03 03 00 0000 004	NA	Additional amounts of aid - R.1782/03, Art.12 - calendar year 2008 and earlier - EU 15	-	-	-	-	-	-	-	-	-	-	-	-	-	-	-	-	-	-	-	-	-	-	-	-	-	-	-	-	-	-		
05 03 03 00 0000 004	C1	Additional amounts of aid - R.1782/03, Art.12 - calendar year 2008 and earlier - EU 15	0.0	-	-	-0.0	0.0	-	0.1	-0.0	0.0	0.0	-0.1	-	-	-	-	-	-	0.0	0.0	-	0.5	-	-	-	0.0	-	0.2	-	0.638			
05 03 03 00	C1	Additional amounts of aid	0.0	-	-	-0.0	0.0	-	0.1	-0.0	0.0	0.0	-0.1	-	-	-	-	-	-	0.0	0.0	-	0.5	-	-	-	0.0	-	0.2	-	0.638			
05 03 03 00	NA	Additional amounts of aid	-	-	-	-	-	-	-	-	-	-	-	-	-	-	-	-	-	-	-	-	-	-	-	-	-	-	-	-	-	-		
05 03 03 00	C1	Additional amounts of aid	0.0	-	-	-0.0	0.0	-	0.1	-0.0	0.0	0.0	-0.1	-	-	-	-	-	-	0.0	0.0	-	0.5	-	-	-	0.0	-	0.2	-	0.638			
05 03 03 00	NA	Additional amounts of aid	-	-	-	-	-	-	-	-	-	-	-	-	-	-	-	-	-	-	-	-	-	-	-	-	-	-	-	-	-	-		
05 03 03 00	C1	Additional amounts of aid	0.0	-	-	-0.0	0.0	-	0.1	-0.0	0.0	0.0	-0.1	-	-	-	-	-	-	0.0	0.0	-	0.5	-	-	-	0.0	-	0.2	-	0.638			
05 03 03 00	NA	Additional amounts of aid	-	-	-	-	-	-	-	-	-	-	-	-	-	-	-	-	-	-	-	-	-	-	-	-	-	-	-	-	-	-		
05 03 03 00	C1	Direct aids	545.7	387.9	743.2	939.0	5 290.8	81.8	1 262.5	2 313.0	4 988.2	7 681.2	3 925.4	39.2	119.2	308.0	17.2	1 078.3	4.3	819.3	714.6	2 457.8	645.2	906.4	114.9	319.4	534.0	688.9	3 281.6	-	40 206.902			
05 03 03 00	C4	Direct aids	24.2	-	-	0.1	0.3	-	1.2	2.3	247.6	0.2	130.2	-	-	-	-	-	-	0.6	-	-	0.5	-	-	-	0.0	0.2	5.0	-	242.413			
05 03 03 00	C5	Direct aids	569.9	387.9	743.2	939.1	5 291.1	81.8	1 263.8	2 315.2	5 235.8	7 923.8	4 055.6	39.2	119.2	308.0	34.3	1 078.3	4.3	820.0	714.6	2 457.8	645.7	906.4	116.1	319.4	534.0	688.9	3 286.6	-	40 880.030			
05 03 03 00	NA	Direct aids	-0.1	-	-	-	-0.1	-	-0.0	-0.0	-0.0	-0.0	-2.5	-	-	-	-	-	-	-	-	-0.0	-0.0	-	-	-	-0.0	-0.0	-0.0	-	-2.799			
05 04 01 14 0000 001	C1	Reimbursement not related to irregularities - programming period 2000 - 2006 - EU 15	-	-	-	-	-	-	-	-	-	-	-	-	-	-	-	-	-	-	-	-	-	-	-	-	-	-	-	-	-	-		
05 04 01 14 0000 001	NA	Reimbursement not related to irregularities - programming period 2000 - 2006 - EU 15	-	-	-	-	-	-	-	-	-	-	-	-	-	-	-	-	-	-	-	-	-	-	-	-	-	-	-	-	-	-	-	
05 04 01 14 0000 001	C1	Reimbursement not related to irregularities - programming period 2000 - 2006 - EU 15	-0.1	-	-	-	-0.1	-	-0.0	-0.0	-0.0	-0.0	-2.5	-	-	-	-	-	-	-	-	-	-0.0	-	-	-	-0.0	-0.0	-0.0	-	-2.799			
05 04 01 14	C1	Rural development financed by the EAGF Guarantee Section — Programming period 2000 to 2006	-0.1	-	-	-	-0.1	-	-0.0	-0.0	-0.0	-0.0	-2.5	-	-	-	-	-	-	-	-	-	-0.0	-	-	-	-0.0	-0.0	-0.0	-	-2.799			
05 04 01 14	NA	Rural development financed by the EAGF Guarantee Section — Programming period 2000 to 2006	-	-	-	-	-	-	-	-	-	-	-	-	-	-	-	-	-	-	-	-	-	-	-	-	-	-	-	-	-	-		
05 04 01 14	C1	Rural development financed by the EAGF Guarantee Section — Programming period 2000 to 2006	-0.1	-	-	-	-0.1	-	-0.0	-0.0	-0.0	-0.0	-2.5	-	-	-	-	-	-	-	-	-	-0.0	-	-	-	-0.0	-0.0	-0.0	-	-2.799			
05 04 01 01	C1	Rural development financed by the EAGF Guarantee Section — Programming period 2000 to 2006	-0.1	-	-	-	-0.1	-	-0.0	-0.0	-0.0	-0.0	-2.5	-	-	-	-	-	-	-	-	-	-0.0	-	-	-	-0.0	-0.0	-0.0	-	-2.799			
05 04 01 01	NA	Rural development financed by the EAGF Guarantee Section — Programming period 2000 to 2006	-	-	-	-	-	-	-	-	-	-	-	-	-	-	-	-	-	-	-	-	-	-	-	-	-	-	-	-	-	-	-	
05 04 03 02 0000 301	C1	Direct payments reserved for EAGF	-	-	-	-	-	-	-	-	-	-	-	-	-	-	-	-	-	-	-	-	-	-	-	-	-	-	-	-	-	-	-	
05 04 03 02	NA	Plant and animal genetic resources — Completion of earlier measures	-	-	-	-	-	-	-	-	-	-	-	-	-	-	-	-	-	-	-	-	-	-	-	-	-	-	-	-	-	-	-	-
05 04 03 02	C1	Other measures	-0.1	-	-	-	-0.1	-	-0.0	-0.0	-0.0	-0.0	-2.5	-	-	-	-	-	-	-	-	-	-0.0	-	-	-	-0.0	-0.0	-0.0	-	-2.799			
05 04 03 02	NA	Rural development	-	-	-	-	-	-	-	-	-	-	-	-	-	-	-	-	-	-	-	-	-	-	-	-	-	-	-	-	-	-	-	
05 04 03 02	C1	Rural development	-0.1	-	-	-	-0.1	-	-0.0	-0.0	-0.0	-0.0	-2.5	-	-	-	-	-	-	-	-	-	-0.0	-	-	-	-0.0	-0.0	-0.0	-	-2.799			
05 04 03 02	NA	Rural development	-	-	-	-	-	-	-	-	-	-	-	-	-	-	-	-	-	-	-	-	-	-	-	-	-	-	-	-	-	-	-	
05 07 01 02 3610 301	C1	Monitoring and preventive measures - direct payments by the EC	-	-	-	-	-	-	-	-	-	-	-	-	-	-	-	-	-	-	-	-	-	-	-	-	-	-	-	-	-	-	-	-
05 07 01 02	C1	Monitoring and preventive measures — Direct payments by the European Union	-	-	-	-	-	-	-	-	-	-	-	-	-	-	-	-	-	-	-	-	-	-	-	-	-	-	-	-	-	-	-	-
05 07 01 06 0000 078	C1	Decision 2012/52/EU - accounting clearance 2010 - DE, NL	-	-	-	-	-	-	-	-	-	-	-	-	-	-	-	-	-	0.7	-	-	-	-	-	-	-	-	-	-	-	-	-	-
05 07 01 06 0000 078	NA	Decision 2012/52/EU - accounting clearance 2010 - DE, NL	-	-	-	-	-	-	-	-	-	-	-	-	-	-	-	-	-	-	-	-	-	-	-	-	-	-	-	-	-	-	-	-
05 07 01 06 0000 078	C1	Decision 2012/52/EU - accounting clearance 2010 - DE, NL	-	-	-	-	-	-	-	-	-	-	-	-	-	-	-	-	-	-	-	-	-	-	-	-	-	-	-	-	-	-	-	-
05 07 01 06 0000 080	C1	Decision 2012/240/EU - accounting clearance 2011 - BE, BG, CZ, DK, DE, EE, IE, EL, ES, FR, IT, CY, LT, LU, HU, NL, PL, PT, SK, FI, SE, UK	-0.0	-2.5	-0.1	0.0	18.1	0.0	1.2	-0.0	0.6	-0.2	6.1	0.1	-1.7	0.2	-0.4	-0.6	-0.6	-0.6	-0.2	-0.2	1.4	-	-	-0.0	-0.0	0.2	6.9	-	-	-	-	33.533

ANNEX 33

EXPENDITURE CHARGED AGAINST THE 2012 BUDGET
 DETAILS by SUB-ITEM and by MEMBER STATE

Budget Line	Fund source	Item	BE	BG	CZ	DK	DE	EE	IE	EL	ES	FR	IT	CY	LV	LT	LU	HU	MT	NL	AT	PL	PT	RO	SI	SK	FI	SE	UK	CE	TOTAL					
17 01 04	C1	Support expenditure for operations of Health and consumer protection policy area	-	-	-	-	-	-	-	-	-	-	-	-	-	-	-	-	-	-	-	-	-	-	-	-	-	-	-	-	2.644					
17 01	C1	Administrative expenditure of Health and consumer protection policy area	-	-	-	-	-	-	-	-	-	-	-	-	-	-	-	-	-	-	-	-	-	-	-	-	-	-	-	-	2.644					
17 03 02 00 1750 301		Community tobacco fund - direct payments by the EU	-	-	-	-	-	-	-	-	-	-	-	-	-	-	-	-	-	-	-	-	-	-	-	-	-	-	-	-	-					
17 03 02 00		Community tobacco fund — Direct payments by the European Union	-	-	-	-	-	-	-	-	-	-	-	-	-	-	-	-	-	-	-	-	-	-	-	-	-	-	-	-	-					
17 03 02		Community tobacco fund — Direct payments by the European Union	-	-	-	-	-	-	-	-	-	-	-	-	-	-	-	-	-	-	-	-	-	-	-	-	-	-	-	-	-					
17 03		Public health	-	-	-	-	-	-	-	-	-	-	-	-	-	-	-	-	-	-	-	-	-	-	-	-	-	-	-	-	-					
17 04 01 01 0000 301 C1	C1	Animal disease eradication and monitoring programmes and monitoring of the physical conditions of animals that could pose a public-health risk linked to an external factor - new measures	-	-	-	-	-	-	-	-	-	-	-	-	-	-	-	-	-	-	-	-	-	-	-	-	-	-	-	-	-	-				
17 04 01 01	C1	Animal disease eradication and monitoring programmes and monitoring of the physical conditions of animals that could pose a public health risk linked to an external factor — New measures	-	-	-	-	-	-	-	-	-	-	-	-	-	-	-	-	-	-	-	-	-	-	-	-	-	-	-	-	-	-	-			
17 04 01	C1	Animal disease eradication and monitoring programmes and monitoring of the physical conditions of animals that could pose a public health risk linked to an external factor	-	-	-	-	-	-	-	-	-	-	-	-	-	-	-	-	-	-	-	-	-	-	-	-	-	-	-	-	-	-	-			
17 04 02 01 0000 301 C1	C1	Other measures in the veterinary, animal welfare and public-health field - new measures	-	-	-	-	-	-	-	-	-	-	-	-	-	-	-	-	-	-	-	-	-	-	-	-	-	-	-	-	-	-	-			
17 04 02 01	C1	Other measures in the veterinary, animal welfare and public health field — New measures	-	-	-	-	-	-	-	-	-	-	-	-	-	-	-	-	-	-	-	-	-	-	-	-	-	-	-	-	-	-	-	-		
17 04 02	C1	Other measures in the veterinary, animal welfare and public health field	-	-	-	-	-	-	-	-	-	-	-	-	-	-	-	-	-	-	-	-	-	-	-	-	-	-	-	-	-	-	-	-		
17 04 03 01 0000 301 C1	C1	Emergency fund for veterinary complaints and other animal contaminations which are a risk to public health - new measures	-	-	-	-	-	-	-	-	-	-	-	-	-	-	-	-	-	-	-	-	-	-	-	-	-	-	-	-	-	-	-	-		
17 04 03 01	C1	Emergency fund for veterinary complaints and other animal contaminations which are a risk to public health — New measures	-	-	-	-	-	-	-	-	-	-	-	-	-	-	-	-	-	-	-	-	-	-	-	-	-	-	-	-	-	-	-	-		
17 04 03	C1	Emergency fund for veterinary complaints and other animal contaminations which are a risk to public health	-	-	-	-	-	-	-	-	-	-	-	-	-	-	-	-	-	-	-	-	-	-	-	-	-	-	-	-	-	-	-	-		
17 04 04 01 0000 301 C1	C1	Plant-health measures - new measures	-	-	-	-	-	-	-	-	-	-	-	-	-	-	-	-	-	-	-	-	-	-	-	-	-	-	-	-	-	-	-	-		
17 04 04 01	C1	Plant health measures — New measures	-	-	-	-	-	-	-	-	-	-	-	-	-	-	-	-	-	-	-	-	-	-	-	-	-	-	-	-	-	-	-	-		
17 04 04	C1	Plant health measures	-	-	-	-	-	-	-	-	-	-	-	-	-	-	-	-	-	-	-	-	-	-	-	-	-	-	-	-	-	-	-	-	-	
17 04 07 01 0000 301 C1	C1	Feed and food safety and related activities - new measures	-	-	-	-	-	-	-	-	-	-	-	-	-	-	-	-	-	-	-	-	-	-	-	-	-	-	-	-	-	-	-	-	-	
17 04 07 01	C1	Feed and food safety and related activities — New measures	-	-	-	-	-	-	-	-	-	-	-	-	-	-	-	-	-	-	-	-	-	-	-	-	-	-	-	-	-	-	-	-	-	-
17 04 07	C1	Feed and food safety and related activities	-	-	-	-	-	-	-	-	-	-	-	-	-	-	-	-	-	-	-	-	-	-	-	-	-	-	-	-	-	-	-	-	-	
17 04	C1	Food and feed safety, animal health, animal welfare and plant health	-	-	-	-	-	-	-	-	-	-	-	-	-	-	-	-	-	-	-	-	-	-	-	-	-	-	-	-	-	-	-	-	-	
17	C1	Health and consumer protection	-	-	-	-	-	-	-	-	-	-	-	-	-	-	-	-	-	-	-	-	-	-	-	-	-	-	-	-	-	-	-	-	-	
TOTAL DEFENSES C1			612.5	425.0	768.4	954.0	5 441.0	91.4	1 288.3	2 408.4	5 540.3	8 349.6	4 646.5	46.2	126.8	330.4	17.9	1 144.1	5.6	909.5	743.9	2 836.0	771.0	1 022.2	124.1	332.6	550.4	709.5	3 339.8	358.6	43 893.977	267.2	267.225			
TOTAL DEFENSES C4			12.9	-	-	-	-0.0	-	3.7	5.5	32.9	291.6	8.7	-	-	-	-0.0	-	17.3	-	3.0	-	-	-	-	-	-	-	-	-	-	-	-	-	385.955	
TOTAL DEFENSES C5			27.9	-	0.5	1.2	5.7	-	1.2	2.6	295.6	14.5	158.7	-	0.8	1.7	17.0	21.3	-	0.7	0.0	11.7	1.6	0.1	1.2	-	2.0	2.9	5.1	-	-	-	-	574.175		
TOTAL DEFENSES NA			653.4	425.0	768.9	955.2	5 446.7	91.4	1 293.2	2 416.4	5 868.7	8 655.7	4 813.9	46.2	127.6	332.1	35.0	1 165.4	5.6	927.6	743.9	2 847.7	775.7	1 022.3	125.3	332.6	552.3	715.9	3 351.7	358.6	44 854.108	267.2	267.225			

DIRECTORATE-GENERAL FOR AGRICULTURE AND RURAL DEVELOPMENT**Directorate I. Management of resources****I.1. Budget management****EAGF - 2012 FINANCIAL REPORT****EAGF- EUROPEAN AGRICULTURAL GUARANTEE
FUND****ANNEX 34****APPEALS AGAINST CLEARANCE OF ACCOUNTS DECISIONS****PENDING ON 15 October 2012**

Case Number	Member State	Challenged amount EUR
T-463/07	IT	-83 398 419.26
T-46/09	EL	-179 140 594.67
T-491/09	ES	-37 844 896.86
T-241/10	PL	-50 957 891.41
T-588/10	EL	-327 199 916.23
T-2/11	PT	-743 251.25
T-3/11	PT	-40 477 428.09
T-16/11	NL	-28 947 149.31
T-44/11	IT	-15 945 121.39
T-294/11	EL	-247 228 184.80
T-335/11	BG	-20 848 236.79
T-358/11	IT	-1 280 077.00
T-343/11	NL	-22 691 407.79
T-632/11	EL	-9 744 878.94
T-661/11	IT	-70 912 382.00
C-248/12 P	UK	-18 600 258.71
T-376/12	EL	-92 589 343.81
T-387/12	IT	-8 746 634.09
C-417/12 P	DK	-100 655 489.39
Total		-1 357 951 561.80

DIRECTORATE-GENERAL FOR AGRICULTURE AND RURAL DEVELOPMENT
 Directorate I. Management of resources
 I.1. Budget management
 EAGF - 2012 FINANCIAL REPORT

ANNEX 35
 Financial corrections in decisions 1-38 from financial year 1996 - 2010

Decision	Financial Year																TOTAL	
	1996	1997	1998	1999	2000	2001	2002	2003	2004	2005	2006	2007	2008	2009	2010	none		
01	-83 054 434.5	-7 131 297.7															-90 185 732.3	
02	-13 311 661.9	-18 226 097.7	-2 733 350.9														-34 271 110.4	
03	-55 097 691.2	-28 459 533.4	-11 069.3														-83 568 293.9	
04	-98 880 867.8	-87 923 404.0	-21 306 172.7	-1 538 993.1													-209 649 437.5	
05	-145 223 126.1	-102 544 050.6	-80 174 326.1	-755 887.9													-328 697 390.7	
06	-255 972 689.6	-41 361 006.5	-76 343 688.9	-26 048 956.9	-131 974.5												-399 858 316.4	
07	-23 100 686.9	-49 040 620.8	-52 434 544.8	-19 157 670.1	-1 011 362.8												-144 744 885.3	
08	-153 961 040.4	-110 202 433.5															-264 163 473.9	
09		-1 071 346.9	-14 337 178.3	-28 194 372.2	-23 282 074.3												-66 884 971.7	
10	-13 904 255.0	-35 975 338.4	-57 851 220.8	-30 670 883.2	-17 947 484.8	-3 349 028.8											-159 698 211.1	
11	29 795 787.0	-1 070 338.9	-3 252 135.3	-77 957 188.8	-40 934 177.9	-959 463.8											-94 377 517.7	
12	1 292 520.5	-1 215 710.3	-5 544 280.1	-28 501 526.7	-48 607 295.7	-21 618 802.6											-104 195 094.9	
13			-1 037.4	-10 147 020.3	-83 019 554.3	-75 788 874.5	-49 025.3										-169 005 511.8	
14		-10 506.3	-667 462.0	-22 392 845.8	-56 252 596.9	-35 702 334.9	-227 860.1										-115 253 605.9	
15	142 099.5		-1 048 738.1	-5 901 675.6	-20 482 879.9	-57 438 772.2	-58 960 777.4										-143 690 743.6	
16			-2 291.9	-20 430 652.8	-45 495 163.9	-27 972 630.5	-26 036 154.6										-119 936 893.8	
17				-805 731.5	-9 865 231.9	-31 967 867.7	-63 802 429.2	-37 238 361.1									-143 679 621.3	
18				-4 636 597.3	-30 372 981.7	-55 144 895.7	-80 918 453.8	-87 967 533.1	1 803 537.0								-277 712 657.2	
19	14 582 115.5	-8 003 121.9	-9 374 864.3	-44 344 419.5	-109 777 412.6	-62 386 118.9	-44 608 619.4	-954 011.0									-245 026 033.8	
20	13 904 253.0	18 093 545.0		8 724 133.0	-6 143 520.8	-65 105 394.5	-38 988 671.9	-44 187 425.2									-113 703 081.3	
21			213 766.1	134 055.6	-21 538 374.7	-14 124 488.9	-28 666 764.2	-49 931 453.7	-14 322 219.3								-128 235 479.0	
22				-21 048.5	-703 696.3	-36 788 787.5	-60 297 860.4	-24 976 533.2	-25 836 536.3								-161 932 128.0	
23				-13 809 328.5	-23 236 251.2	-78 824 593.9	-79 426 015.8	-73 368 966.2	-16 647 398.1	-131 999.2							-285 444 552.9	
24				-1 337 421.4	-16 231 749.1	-14 482 754.6	-8 303 878.5	-43 944 283.9	-190 950 606.6	-10 068 664.7							-285 352 252.8	
25				435 837.7	11 032.2	-41 543 650.4	-37 678 743.1	-28 561 232.2	-30 487 524.7	-6 496 021.4							-145 137 637.6	
26				-131 493.9	-47 404 942.0	-84 660 006.8	-49 122 287.7	-9 692 977.8	-23 210 526.8	-25 181 403.7	-16 588 269.2	-59 138.0					-256 264 811.8	
27																		-82 990 552.5
28				586 211.0	237 623.0													-409 260 453.6
29																		-522 860 757.2
30																		-127 554 199.9
31																		-205 375 122.9
32																		-302 666 081.6
33																		-263 370 246.3
34																		-542 717 968.0
35																		-477 924 521.3
36																		-203 830 980.9
37																		-103 206 836.8
38																		-431 499 351.7
Grand Total	-782 789 678.0	-475 262 512.9	-324 243 115.8	-325 030 723.6	-602 220 408.6	-690 447 098.8	-605 881 337.9	-683 676 664.4	-748 536 197.9	-626 586 631.2	-920 768 134.8	-751 986 175.5	-327 497 879.9	-111 336 619.9	-16 145 180.4	-251 518 160.0	-8 243 926 519.7	

The amounts are excluding the overlapping financial corrections. For the corrections prior to 1996, please see annex 35 of the EAGF - 2010 Financial Report.