

EN



EUROPEAN COMMISSION

Brussels, 19.4.2011
SEC(2011) 505 final

COMMISSION STAFF WORKING DOCUMENT

EU Accountability Report 2011 on Financing for Development

Review of progress of the EU and its Member States

Accompanying document to the

**COMMUNICATION FROM THE COMMISSION TO THE EUROPEAN
PARLIAMENT, THE COUNCIL, THE EUROPEAN ECONOMIC AND SOCIAL
COMMITTEE AND THE COMMITTEE OF THE REGIONS**

**Enhancing EU Accountability on Financing for Development
towards the EU Official Development Assistance Peer Review**

VOL VI






{COM(2011) 218 final}
{SEC(2011) 500 final}
{SEC(2011) 501 final}
{SEC(2011) 502 final}
{SEC(2011) 503 final}
{SEC(2011) 504 final}

Annex 8 Survey Results




A. Mobilising domestic financial resources for development

A.1. Promoting good governance in tax matters





1. 1. In your development cooperation do you provide support to developing countries' tax systems and to their efforts to mobilise domestic revenues?			
		Response Percent	Response Count
Yes		78.6%	22
No		21.4%	6
answered question			28
skipped question			0

2. 1.1. If yes, in which regions:			
		Response Percent	Response Count
EU candidate countries		50.0%	11
Countries covered by the EU Neighbourhood Policy		54.5%	12
Asia		50.0%	11
Latin America		31.8%	7
ACP countries		68.2%	15
answered question			22
skipped question			6






3. 1.2. In which matters do you provide support:

		Response Percent	Response Count
Tax Policy		63.6%	14
Tax Administration		90.9%	20
Other		27.3%	6
	Other, please specify Show replies		13
		answered question	22
		skipped question	6



4. 1.3. Which are the administrations you are supporting?

		Response Percent	Response Count
Customs		54.5%	12
Semi-Autonomous Revenue Authority		59.1%	13
Ministry of Finance		90.9%	20
Other		18.2%	4
	Other, please specify Show replies		6
		answered question	22
		skipped question	6



5. 1.4. Which stakeholders/institutions in developing countries do you support to strengthen public financial management?

		Response Percent	Response Count
National Parliaments		31.8%	7
National Governments		90.9%	20
National Audit Institutions		68.2%	15
Civil Society Organisations		45.5%	10
Other		18.2%	4
	Other, please specify Show replies		8
		answered question	22
		skipped question	6



7. 3. Do you support developing countries in addressing the challenges of cross-border tax evasion and harmful tax competition?

		Response Percent	Response Count
Yes		69.2%	18
No		30.8%	8
		answered question	26
		skipped question	2



9. 4. Do you provide assistance to developing countries in adopting and implementing the OECD guidelines on transfer pricing?

		Response Percent	Response Count
Yes		48.0%	12
No		52.0%	13
		answered question	25
		skipped question	3



1. 5. In your cooperation policy, do you promote the principles of good governance in tax matters (transparency, exchange of information, fair tax competition)?

		Response Percent	Response Count
Yes		85.2%	23
No		14.8%	4
		answered question	27
		skipped question	1



3. 6. Do you assess the level of commitment of the beneficiary to the principles of good governance in tax matters?

		Response Percent	Response Count
Yes		69.2%	18
No		30.8%	8
		If no, why not? Please indicate below: Show replies	8
		answered question	26
		skipped question	2



1. 6.2.1. Transparency of tax systems: Do you analyse the situation of the country concerned with regard to its commitment and implementation of the international standards of transparency of tax systems?

		Response Percent	Response Count
Yes		72.7%	16
No		27.3%	6
		6.2.1.1. Please explain: If yes, in what ways? If no, why not? Show replies	19
		answered question	22
		skipped question	6



2. 6.2.2. Exchange of information between tax administrations: Do you analyse the situation of the country concerned with regard to its commitment and implementation of the international standards of exchange of information in the tax area?

		Response Percent	Response Count
Yes		52.2%	12
No		47.8%	11
6.2.2.1. Please explain: If yes, in what ways? If no, why not? Show replies			19
answered question			23
skipped question			5




3. 6.2.3. Fair tax competition: Do you analyse the situation of the countries concerned with regard to business tax measures in force in those countries, which could fall under the criteria of the Code of Conduct for business taxation (set out in the Council Conclusions of 1st December 1997, OJ C2/01, 6.1.98)?

		Response Percent	Response Count
Yes		31.8%	7
No		68.2%	15
6.2.3.1. Please explain: If yes, in what ways? If no, why not? Show replies			16
answered question			22
skipped question			6



1. 7. Do you provide any form of assistance in relation to good governance in tax matters to the countries with which you have or plan to have TIEAs or Double Tax Conventions?

		Response Percent	Response Count
Yes		44.4%	12
No		55.6%	15
answered question			27
skipped question			1



2. 8. Please give details of the new TIEAs (Tax Information Exchange Agreements) and Double Tax Conventions your country concluded or is seeking to conclude since the beginning of 2010. Three status for the agreement:

		Response Percent	Response Count
i) Agreement concluded Show replies		96.0%	24
ii) Agreement under negotiation Show replies		88.0%	22
iii) Agreement planned Show replies		64.0%	16
		answered question	25
		skipped question	3




3. 8.1 Assistance provided ?

		Response Percent	Response Count
Yes		12.5%	2
No		87.5%	14
		Please specify Show replies	14
		answered question	16
		skipped question	12



1. 9. Do you coordinate with bilateral and multilateral donors when supporting developing countries' tax reform agendas?

		Response Percent	Response Count
Yes		68.0%	17
No		32.0%	8
		answered question	25
		skipped question	3








2. 9.1. If yes, do you do this

		Response Percent	Response Count
Through international initiatives such as International Tax Compact (ITC) or International Tax Dialogue (ITD)		52.9%	9
At country level		64.7%	11
No specific coordination for support to tax reforms		0.0%	0
Other		47.1%	8
	Other, please specify Show replies		11
		answered question	17
		skipped question	11








3. 10. Do you support any international or regional initiatives or organisations that are active in the area of tax reform?

		Response Percent	Response Count
Yes		61.5%	16
No		38.5%	10
		answered question	26
		skipped question	2






4. 10.1. If Yes, please tick below

		Response Percent	Response Count
a) IMF Regional Technical Assistance Centres		64.7%	11
b) International Tax Dialogue		52.9%	9
c) The International Tax Compact		29.4%	5
d) African Tax Administration Forum (ATAF)		47.1%	8
e) Centro Inter-Americano de Administraciones Tributarias (CIAT)		29.4%	5
f) The IMF Topical Trust Fund on Tax policy and administration		23.5%	4
g)Others		47.1%	8
		answered question	17
		skipped question	11





5. 10.2. If Yes, can you specify approximate Financial contribution (disbursed in 2009)?

		Response Percent	Response Count
a) IMF Regional Technical Assistance Centres Show replies		70.0%	7
b) International Tax Dialogue Show replies		20.0%	2
c) The International Tax Compact Show replies		20.0%	2
d) African Tax Administration Forum (ATAF) Show replies		40.0%	4
e) Centro Inter-Americano de Administraciones Tributarias (CIAT) Show replies		10.0%	1
f) The IMF Topical Trust Fund on Tax policy and administration Show replies		30.0%	3
g)Others Show replies		30.0%	3
		answered question	10
		skipped question	18

A.2. International Co-operation on Illegal Financial Flows

1. 11. Have you ratified/adhered to/implemented/ provided support to (please tick in each case):			
		Response Percent	Response Count
The United Nations Convention against Corruption (Merida)		85.2%	23
The OECD Convention on Combating Bribery of Foreign Officials in International Business Transactions		77.8%	21
Stolen Assets Recovery initiative (STAR)		37.0%	10
Extractive Industry Transparency Initiative (EITI)		37.0%	10
Other		11.1%	3
		Other (please specify) Show replies	9
		answered question	27
		skipped question	1

2. 11.6. Please specify in which way(s) you support the above-mentioned initiatives?

		Response Percent	Response Count
The United Nations Convention against Corruption (Merida) Show replies		33.3%	2
The OECD Convention on Combating Bribery of Foreign Officials in International Business Transactions		0.0%	0
Stolen Assets Recovery initiative (STAR) Show replies		33.3%	2
Extractive Industry Transparency Initiative (EITI) Show replies		50.0%	3
Other Show replies		33.3%	2
		answered question	6
		skipped question	22




B. Mobilising international resources for development: foreign direct investment and other private flows

B.1. Support to private investment


4. 13. Are you providing financial tools to support private investment? (Please tick relevant and provide details in the box below)			
		Response Percent	Response Count
Investment guarantees		65.2%	15
Improvement of the overall banking system		39.1%	9
Microfinance/ access to financial services		60.9%	14
Risk management initiatives		34.8%	8
Blending		34.8%	8
Private public partnerships		43.5%	10
Business and investment climate		69.6%	16
Investment facilities		60.9%	14
Export credits		60.9%	14
Other(Please give details below)		30.4%	7
		Other (please specify) Show replies	8
		answered question	23
		skipped question	5

B.2. Corporate social and environmental responsibility



6. 14. Are you promoting the adoption of internationally agreed principles and standards on Corporate Social and Environmental Responsibility by European companies?			
		Response Percent	Response Count
Yes		76.9%	20
No		23.1%	6
answered question			26
skipped question			2

8. 15. Are you supporting one or more of the below initiatives? (Please tick relevant and provide details on the nature of your support (signatory of the initiative, support of its implementation) in the box below)			
		Response Percent	Response Count
Kimberley process		81.8%	9
FAO Code of Conduct for Responsible Fisheries		54.5%	6
Other		45.5%	5
Other (please specify) Show replies			10
answered question			11
skipped question			17



B.4. Remittances and Migration

10. 17. Have you implemented solutions internally and in cooperation with third countries to overcome barriers to migrants and their families' access to financial services, with a view to reinforcing the impact of remittances on their economic and social development?			
		Response Percent	Response Count
Yes		34.6%	9
No		65.4%	17
answered question			26
skipped question			2



11. 17.1. If yes, do you have monitoring indicators for measuring the impact of these solutions on migrants' access to financial services, remittance transfer costs and remittance transfers volumes?

		Response Percent	Response Count
Yes		44.4%	4
No		55.6%	5
	17.1.1. Please specify: Show replies		9
	answered question		9
	skipped question		19



12. 17.2. If no, do you plan to implement solutions to improve the impact of remittances on development?

		Response Percent	Response Count
Yes		11.8%	2
No		88.2%	15
	17.2.1. Please specify: Show replies		15
	answered question		17
	skipped question		11



13. 18. Have you implemented the "General Principles for International Remittances Services" agreed by the Committee on Payments and Settlements Systems (CPSS) ?

		Response Percent	Response Count
Yes		41.7%	10
No		58.3%	14
	answered question		24
	skipped question		4



14. 19. Have you implemented or do you plan to implement any other initiatives in order to increase competition and transparency in the remittance market and to reduce remittance transfers costs?

		Response Percent	Response Count
Yes		41.7%	10
No		58.3%	14
		19.1. Please specify: Show replies	19
		answered question	24
		skipped question	4

15. 20. Do you have robust and reliable data concerning the amounts and destination of remittances from your country, especially compared to other sources, such as ad-hoc surveys?

		Response Percent	Response Count
Yes		44.4%	12
No		55.6%	15
		answered question	27
		skipped question	1

16. 21. Have you adopted or do you intend to adopt the operational definitions, recommendations and best practices on improving the quality and coverage of data on remittances according to the compilation guide drafted by the "Luxembourg Group" ?

		Response Percent	Response Count
Yes		47.8%	11
No		52.2%	12
		answered question	23
		skipped question	5





17. 22. Does your legislation “ in particular national security or immigration laws - contain any provision hampering the effective use of legal remittances channels?		
	Response Percent	Response Count
Yes	0.0%	0
No	100.0%	22
22.1. If yes, please explain the legislation and whether you intend to address this challenge in the future? Show replies		2
answered question		22
skipped question		6



18. 23. Have you conducted an assessment of the impact of the legislation on anti money-laundering and counter-terrorism financing on the remittances' market?		
	Response Percent	Response Count
Yes	0.0%	0
No	100.0%	19
23.1. If yes, please explain the results of this evaluation? If no, do you intend to conduct such an assessment? Show replies		4
answered question		19
skipped question		9



D. Increasing international financial and technical cooperation for development

D 1. ODA

7. D 1.2 Predictability of ODA increases 28. Have you established a multi-annual indicative timetable/minimum aid level commitment, approved by the national government, showing how you aim to reach your ODA targets for 2015 (0.33% or 0.7%)?		
	Response Percent	Response Count
Yes	37.0%	10
No	63.0%	17
answered question		27
skipped question		1

8. 28.1. If yes, by what process was this achieved and what is the legal status of this timetable/minimum aid level commitment:			
		Response Percent	Response Count
Law		10.0%	1
Annual budget law		10.0%	1
Government decision/ decree		30.0%	3
Policy document, endorsed by the entire Government (e.g. multi-annual strategic policy document etc)		50.0%	5
28.1.5. Please indicate the web link to the document or Official Journal specifications or attach the document: Show replies			9
answered question			10
skipped question			18

11. D.1.3. ODA for Africa 30. Have you taken or do you plan to take measures to ensure that at least 50% of EU collective aid increases of ODA resources are channelled to Africa?			
		Response Percent	Response Count
Yes		69.2%	18
No		30.8%	8
30.1. Please specify Show replies			24
answered question			26
skipped question			2

12. D.1.4. ODA for LDCs 31. Will you reach the target of 0.15%-0.20% ODA/GNI to LDCs by 2010 and onwards?			
		Response Percent	Response Count
Yes		47.8%	11
No		52.2%	12
answered question			23
skipped question			5

14. D.1.5. Temporary questions on ODA 32. For EU Member States that are not members of the OECD DAC: 32.1. Do you apply the OECD/ DAC ODA rules for your ODA reporting?

	Response Percent	Response Count
Yes	100.0%	12
No	0.0%	0
answered question		12
skipped question		16

15. 32.2. Do you agree to the publishing of your statistics sent to DAC?

	Response Percent	Response Count
Yes	100.0%	12
No	0.0%	0
answered question		12
skipped question		16

16. 32.3. Do you agree to sharing your statistics sent to the DAC with the European Commission and all EU Member States?



	Response Percent	Response Count
Yes	100.0%	10
No	0.0%	0
Please specify (if needed) Show replies		2
answered question		10
skipped question		18



D 2. Innovative Financing Sources and Mechanisms

18. 34. For each of the innovative sources of financing below that you have implemented, please complete the table below. Please include the annual amount raised in 2009 and 2010 (in national currency in current or constant prices, indicating the base year) and also please indicate how you disburse these resources. 34.1 Do you use this mechanism ?


	Yes	No	Response Count
Airline Ticket Tax/contribution	15.0% (3)	85.0% (17)	20
ETS auctioning revenues	10.0% (2)	90.0% (18)	20
International Financing Facility for Immunization (IFFIm)	27.3% (6)	72.7% (16)	22
Advance Market Commitments (AMCs)	15.0% (3)	85.0% (17)	20
Debt2Health	10.0% (2)	90.0% (18)	20
Other (please specify)	23.5% (4)	76.5% (13)	17
	answered question		24
	skipped question		4

20. 36. Do you intend to step up efforts for innovative financing mechanisms with significant revenue generation potential, with a view to ensuring predictable financing for sustainable development?

	Response Percent	Response Count
Yes 	44.4%	12
No 	55.6%	15
	36.1. If Yes, please explain how Show replies	13
	answered question	27
	skipped question	1

21. 37. Do you consider further work on innovative financing mechanisms, i.e. in addition to the ones mentioned in question 34?			
		Response Percent	Response Count
Yes		28.0%	7
No		72.0%	18
answered question			25
skipped question			3

D. 3. Aid Effectiveness

1. 39. Which actions has your country taken in 2010 to support country ownership, including guidance and incentives for staff in partner countries?			
		Response Percent	Response Count
Consultation and coordination with partner countries		100.0%	25
Guidance and incentives for staff in partner countries		52.0%	13
Supporting partner capacity development		84.0%	21
Others		4.0%	1
Please specify Show replies			10
answered question			25
skipped question			3

2. 40. What is your main method of delivering country programmable aid (excluding aid channelled through multilateral organisations and the EU)? Please enter an approximate percentage share according to modalities used in 2010:

		Response Percent	Response Count
Technical cooperation Show replies		84.6%	11
Project support Show replies		76.9%	10
Budget support : Show replies		69.2%	9
Other modalities (please specify) Show replies		53.8%	7
	answered question		13
	skipped question		15





3. 40.1. What is the percentage share of your aid channelled through programme-based approaches ?

		Response Percent	Response Count
In percentage of the bilateral aid programme ? Show replies		100.0%	6
	answered question		6
	skipped question		22





4. 41. If you use budget support, please specify which form of budget support you use

	Yes	No	Response Count
General Budget Support	42.9% (6)	57.1% (8)	14
Sector Budget Support	42.9% (6)	57.1% (8)	14
	answered question		14
	skipped question		14





7. 42. On using country systems as the first option, have you						
	Yes	In most cases	In some cases	Seldom	No	Response Count
Conducted an assessment to identify internal constraints	16.7% (4)	29.2% (7)	16.7% (4)	0.0% (0)	37.5% (9)	24
Reviewed the design of aid instruments irrespective of modality so that use of country systems is considered a first option	8.7% (2)	13.0% (3)	26.1% (6)	4.3% (1)	47.8% (11)	23
Provided relevant staff training	17.4% (4)	13.0% (3)	21.7% (5)	4.3% (1)	43.5% (10)	23
Supported partner-country capacity development for improving the quality of country systems	20.8% (5)	20.8% (5)	29.2% (7)	0.0% (0)	29.2% (7)	24
						answered question
						25
						skipped question
						3





10. 43. On undertaking Joint Assessments to Promote the Use of Country Systems, have you			
		Response Percent	Response Count
Supported partner-country capacity development for improved quality of country systems		76.2%	16
Conducted joint assessments with others		57.1%	12
Used methodologies and results from other donors' assessments		76.2%	16
Made methodologies and results from your assessments available to others		52.4%	11
			answered question
			21
			skipped question
			7





11. D.3.2.2. Conditionality 44. In 2010, what actions have you carried out on conditionalities?



		Response Percent	Response Count
Reduction of the number of conditionalities		27.8%	5
Harmonisation with other donors		94.4%	17
Make conditionalities public		38.9%	7
Other		16.7%	3
	Other (please specify) Show replies		1
		answered question	18
		skipped question	10




12. D.3.2.3. Making aid more transparent and more predictable 45. Is it possible for your country to make multi-year (at least three year) commitments to partner countries? (Please tick below)




		Response Percent	Response Count
For Projects		100.0%	19
For Programme Based Approaches: 1- General		78.9%	15
For Programme Based Approaches: 2- When Budget Support		63.2%	12
For Budget Support		68.4%	13
		answered question	19
		skipped question	9

13. 46. Do you publicly disclose information on aid volume:			
		Response Percent	Response Count
On your website		96.3%	26
On the website of your field offices		22.2%	6
Through a database at country level		22.2%	6
Through another initiative		40.7%	11
		Please explain Show replies	16
		answered question	27
		skipped question	1

14. 47. Is the information available			
		Response Percent	Response Count
For each sector		100.0%	19
With forward-looking data		57.9%	11
If yes: Year N+3		52.6%	10
If yes: Year N + beyond 3		15.8%	3
		Comment (please specify) Show replies	5
		answered question	19
		skipped question	9



15. 48. Is information on expenditure related to providing technical cooperation (including in-kind technical assistance) available to			
		Response Percent	Response Count
the Public?		90.5%	19
the partner countries only?		23.8%	5
		answered question	21
		skipped question	7

18. 49. On alignment and country-owned management of Technical Cooperation, have you			
		Response Percent	Response Count
Aligned technical cooperation to partner country policies and plans		95.7%	22
Promoted partner country leadership in making needs assessments		87.0%	20
Adapted donor procedures and regulations to enable partners to use local and regional resources		43.5%	10
	answered question		23
	skipped question		5



1. 50. Have you integrated the principles of the Code of Conduct on Complementarity and Division of Labour (2007) in your strategies, staff guidance and programming processes/guidelines.			
		Response Percent	Response Count
Yes		64.0%	16
No		8.0%	2
Partially		28.0%	7
	answered question		25
	skipped question		3

4. 51.2. In 2009, in how many countries did you concentrate on, following DAC-categories			
	Response Average	Response Total	Response Count
Three sectors or less Show replies	5.33	48	9
Four to five sectors Show replies	2.29	16	7
More than five sectors Show replies	1.00	7	7
	answered question		9
	skipped question		19



7. 52.1. For the countries that you are planning to exit, please give details on your exit strategy
52.1.3. Will residual cooperation remain?

		Response Percent	Response Count
Yes		85.7%	6
No		14.3%	1
	Please explain if needed Show replies		7
	answered question		7
	skipped question		21



10. 52.2.2. Will you use joint analyses, joint programmes to ease your entry?

		Response Percent	Response Count
Yes		44.4%	4
No		55.6%	5
	answered question		9
	skipped question		19





11. 53. Are the legal and/or administrative arrangements in place for you to manage funds for another MS or the EU, and/ for another MS or the EU to manage your funds (delegated cooperation)?

		Response Percent	Response Count
Yes		70.4%	19
No		29.6%	8
	If yes, please give details below: Show replies		20
	answered question		27
	skipped question		1

12. 53.2. Do you have a mechanism in place at headquarters level to track cases of delegated cooperation?

		Response Percent	Response Count
Yes		50.0%	14
No		50.0%	14
		answered question	28
		skipped question	0



14. 54. What activities have you undertaken at headquarters and country level to support the Division of Labour process





		Response Percent	Response Count
Policy and guidelines for sectoral/geographical concentration		95.2%	20
Decentralization for in-country coordination		47.6%	10
Staff incentives		19.0%	4
Others		14.3%	3
		Other (please specify) Show replies	2
		answered question	21
		skipped question	7

15. 55. Are you currently involved in joint programming schemes			
		Response Percent	Response Count
Yes, in 1-5 countries		30.8%	8
Yes, in 5-10 countries		15.4%	4
Yes, in more than 10 countries		3.8%	1
No		50.0%	13
If no, are there any legal impediments (explain)			15
			Show replies
answered question			26
skipped question			2

16. 55.5. If yes, in how many cases did the joint programming consist of			
		Response Percent	Response Count
A joint analysis only		87.5%	7
A joint analysis and response strategy according to the EU agreed Common Format for Country Strategy Papers		62.5%	5
Comment (please specify)			10
			Show replies
answered question			8
skipped question			20

19. 56. Have you established in some of your priority countries a joint framework for monitoring joint commitments?			
		Response Percent	Response Count
Yes		46.4%	13
No		53.6%	15
Please list the countries:			12
			Show replies
answered question			28
skipped question			0

20. 57. If yes, in which proportion of your priority countries?			
		Response Percent	Response Count
Beyond 80%		20.0%	2
Between 50-80%		10.0%	1
Between 25-50%		10.0%	1
Between 10-25%		50.0%	5
Below 10%		10.0%	1
		answered question	10
		skipped question	18

21. 58. Does this mutual accountability assessment take place through:			
		Response Percent	Response Count
A Performance Assessment Framework		78.6%	11
Policy dialogue groups		78.6%	11
Consultative groups		42.9%	6
Joint review panels		50.0%	7
Other		14.3%	2
		Please specify Show replies	7
		answered question	14
		skipped question	14

22. D.3.5. On managing for development results 59. Do you provide capacity support for Managing for Development Results MfDR?			
		Response Percent	Response Count
Yes		51.9%	14
No		48.1%	13
	Comment (please specify)		0
	answered question		27
	skipped question		1



E. External debt

E.1. Preserving debt sustainability

1. 62. Has your country delivered on your commitments to the HIPC and MDRI initiatives, including commitments towards IDA and the African Development Bank, without delays?			
		Response Percent	Response Count
Yes		89.3%	25
No		10.7%	3
	answered question		28
	skipped question		0

3. 63. Have you taken new actions/steps to help restore and preserve debt sustainability in low-income countries?			
		Response Percent	Response Count
Yes		48.1%	13
No		51.9%	14
	answered question		27
	skipped question		1



5. 64. Do you see a need to reform the international architecture for the restructuring of sovereign debts in order to deal with potential future cases of debt distress in low-income countries?

		Response Percent	Response Count
Yes		48.0%	12
No		52.0%	13
		answered question	25
		skipped question	3

6. 64.1. If yes, please specify what would be the main features of the debt workout mechanism that you would support (please tick in each case):



		Response Percent	Response Count
Based on Paris Club		69.2%	9
Involving a role for International Financial Institutions		61.5%	8
Creation of an international Arbitration Court		7.7%	1
Collective action clauses in debt contracts		38.5%	5
Other		15.4%	2
		Please specify Show replies	9
		answered question	13
		skipped question	15

8. 66. Have you planned specific interventions to prevent aggressive litigation against HIPC's (in particular to prevent the actions of distressed-debt funds – commonly referred as "vulture funds")?



		Response Percent	Response Count
Yes		18.5%	5
No		81.5%	22
		If yes, please specify: Show replies	7
		answered question	27
		skipped question	1

F. Addressing systemic issues: enhancing the coherence and consistency of the international monetary, financial and trading systems in support of development




F.1 Reforms of the International Financial Institutions

11. 69. Do you believe that the agreed quota realignment will be sufficient to increase the legitimacy, credibility and effectiveness of the International Monetary Fund.			
		Response Percent	Response Count
Yes		59.3%	16
No		40.7%	11
		answered question	27
		skipped question	1



13. 70. Do you share the view that the EU27 should speak with one voice in the IMF, World Bank and main multilateral development banks' governing bodies?			
		Response Percent	Response Count
Yes		48.0%	12
No		52.0%	13
		Comment (please specify) Show replies	6
		answered question	25
		skipped question	3

16. 71. Would you support stronger Brussels based coordination on issues related to the World Bank and MDB's (as exists already for the IMF)?			
		Response Percent	Response Count
Yes		73.1%	19
No		26.9%	7
		answered question	26
		skipped question	2



17. F.2. Temporary questions on Systemic Issues 72. How satisfied are you with the outcome of the Voice and Participation reform at the World Bank?


		Response Percent	Response Count
Very satisfied		17.9%	5
Somewhat satisfied		71.4%	20
Not satisfied		10.7%	3
		answered question	28
		skipped question	0

18. 73. In terms of the replenishment of IDA, do you think the EU should push for greater conditions to be attached to its support for IDA e.g. push for an increasing share to go to Sub-Saharan Africa?

		Response Percent	Response Count
Yes		59.3%	16
No		40.7%	11
		answered question	27
		skipped question	1

19. 74. Do you welcome the creation of a permanent Crisis Response Window in IDA as an effective approach to responding to crises within IDA countries?





		Response Percent	Response Count
Yes		92.6%	25
No		7.4%	2
		answered question	27
		skipped question	1

20. 75. Do you support the creation of a Ministerial Council for the IMF with decision-making powers?			
		Response Percent	Response Count
Yes		64.0%	16
No		36.0%	9
		answered question	25
		skipped question	3

G. New challenges and cross cutting issues




G.1. Climate Change

1. 78. In view of the requirement of the Copenhagen Accord for fast-start finance to be "new and additional", and European Council conclusions that financing for this end should "not undermine or jeopardize the fight against poverty and continued progress towards the Millennium Development Goals", please explain how you defined this for reporting in the Annex 4 excel sheet:




		Response Percent	Response Count
Additional to climate related funding in a specific reference year		36.0%	9
Additional to the average annual climate related funding over a specific reference period		0.0%	0
Additional to the level of ODA spending in nominal terms		20.0%	5
Additional to a ODA spending target in % of GNI		12.0%	3
Other definition of additionality		44.0%	11
		answered question	25
		skipped question	3

G.2. Biological Diversity

7. 2. Do you consider biological diversity and its associated ecosystem services as a cross-cutting or sectoral policy issue in development co-operation?

		Response Percent	Response Count
Cross-cutting		34.8%	8
Sectoral		4.3%	1
Both		60.9%	14
		answered question	23
		skipped question	5



8. 3. Do you monitor trends in the amount of financial resources provided by your country to contribute to the implementation of global biodiversity commitments?

		Response Percent	Response Count
Yes		45.8%	11
No		45.8%	11
A monitoring framework is under development		8.3%	2
		answered question	24
		skipped question	4

H. Transparency of the answers and assessment of the questionnaire

H.1. Transparency

14. H1.1 Do you agree to the sharing of your answers to the questionnaire between Member States?			
		Response Percent	Response Count
Yes		52.0%	13
Yes, but only on the basis of reciprocity		36.0%	9
Yes, but only if the recipient ensures that replies are not further distributed to the general public		24.0%	6
No		0.0%	0
		answered question	25
		skipped question	3

15. H1.2. Do you agree to publishing your answers to the questionnaire as an annex to the Monitoring report 2011?			
		Response Percent	Response Count
Yes		82.1%	23
No		17.9%	5
answered question			28
skipped question			0

16. H.2. Your assessment of this questionnaire			
	Yes	No	Response Count
Right selection of themes ?	95.0% (19)	5.0% (1)	20
Were background references were sufficient ?	100.0% (21)	0.0% (0)	21
Were questions clear ?	90.5% (19)	9.5% (2)	21
Right amount of questions ?	83.3% (15)	16.7% (3)	18
	If No, please specify Show replies		6
answered question			23
skipped question			5