



EUROPEAN COMMISSION

Brussels, 22.8.2011
COM(2011) 466 final

**REPORT FROM THE COMMISSION TO THE EUROPEAN PARLIAMENT AND
THE COUNCIL**

on the activities of the European Globalisation Adjustment Fund in 2010

REPORT FROM THE COMMISSION TO THE EUROPEAN PARLIAMENT AND THE COUNCIL

on the activities of the European Globalisation Adjustment Fund in 2010

TABLE OF CONTENTS

1.	Introduction.....	4
2.	Overview of the activities of the EGF in 2010	4
3.	Follow-up of the 2009 Annual Report on the activities of the EGF	5
4.	Analysis of the Activities of the EGF in 2010	5
4.1.	Applications received.....	5
Table 1	— Applications received in 2010.....	6
4.1.1.	Applications received by Member State and sector	7
4.1.2.	Applications received by amount requested	7
4.1.3.	Applications received by number of workers targeted for assistance.....	7
4.1.4.	Applications received by amount requested per worker	8
4.1.5.	Applications received by intervention criterion.....	8
4.2.	Contributions granted.....	8
Table 2	— Details of contributions granted in 2010.....	9
Table 3	— EGF contributions granted in 2010: Profile of workers.....	10
4.2.1.	Actions funded with EGF assistance.....	11
4.2.2.	Complementarity with actions funded by the Structural Funds, notably the European Social Fund (ESF)	11
4.3.	Cases not meeting the conditions for a financial contribution from the EGF.....	12
4.4	Results achieved by the EGF	12
4.4.1.	Final reports received from Member States in 2010 on the implementation of financial contributions.....	12
4.4.2.	Summary of the results and good practices reported in 2010	12
Table 4	— Final reports received in 2010 — overview of results	14
4.4.3.	Details of the measures implemented in 2010	14
4.5.	Financial report	18
4.5.1.	Funds contributed by the EGF	18

4.5.2.	Technical assistance expenditure	18
4.5.3.	Irregularities reported or closed	19
4.5.4.	Winding-up of financial contributions from the EGF.....	19
Table 6	— Cases wound up in 2010	20
4.6.	Technical assistance activities undertaken by the Commission.....	20
4.6.1.	Information and publicity.....	20
4.6.2.	Meetings with the national authorities and social partners	21
4.6.3.	Mid-term evaluation of the EGF	21
5.	Trends.....	21
6.	Conclusion.....	23
Annex 1	24

1. INTRODUCTION

The European Globalisation Adjustment Fund (EGF) was set up by Regulation (EC) No 1927/2006¹ to show solidarity with, and provide support to, workers made redundant as a consequence of major structural changes in world trade patterns. It was designed as a means of reconciling the overall long-term benefits of open trade in terms of growth and employment with the short-term adverse effects which globalisation may have, particularly on the employment of the most vulnerable and lowest-skilled workers. The rules were amended by Regulation (EC) No 546/2009 of 18 June 2009² to respond more effectively to the global financial and economic crisis.

Article 16 of Regulation (EC) No 1927/2006 requires the Commission to send to the European Parliament and to the Council, before 1 July of each year, a quantitative and qualitative report on the activities of the EGF in the previous year. The report should focus mainly on the results achieved by the EGF and should, in particular, contain information relating to applications submitted, decisions adopted and actions funded, including their complementarity with actions funded by the Structural Funds, in particular the European Social Fund (ESF), and the winding-up of financial contributions made. It should also document those requests that have been refused owing to a lack of sufficient appropriations or to non-eligibility.

2. OVERVIEW OF THE ACTIVITIES OF THE EGF IN 2010

In 2010, the Commission received 31 applications for contributions from the EGF, which was one application more than in 2009. Details of the applications are given in section 4.1 and in Table 1.

The Budgetary Authority took 31 decisions to mobilise the EGF in 2010, which represents a 300% increase in terms of decisions and a 60% increase in terms of EGF co-financing compared to 2009. Details of the contributions granted are set out in section 4.2 and in Tables 2 and 3.

The Commission received four final reports in 2010 on the implementation of EGF contributions. Details of the results are given in section 4.4 and in Table 4. Six EGF contributions granted in previous years were wound up (details in section 4.5.4 and Table 6). Technical assistance at the initiative of the Commission (Article 8(1) of the EGF Regulation) was deployed. The details are given in section 4.6 and in Table 5.

In 2010, the Commission implemented the new decision-making process it had established towards the end of 2009. It has also started to prepare the consultations on the upcoming post-2011 and post-2013 EGF reviews required under Articles 1(1a) and 20 of the EGF Regulation. Details are given in sections 3 and 4.5.2.

¹ Regulation (EC) No 1927/2006 of 20 December 2006 on establishing the European Globalisation Adjustment Fund, OJ L 406, 30.12.2006, p. 1, as corrected by OJ L 48, 22.02.2008, p. 82, for all languages and OJ L 202, 31.7.2008, p. 74, for the English language only.

² Regulation (EC) No 546/2009 of the European Parliament and of the Council of 18 June 2009 amending Regulation (EC) No 1927/2006 on establishing the European Globalisation Adjustment Fund (OJ L 167, 29.06.2009).

3. FOLLOW-UP OF THE 2009 ANNUAL REPORT ON THE ACTIVITIES OF THE EGF

Regulation (EC) No 546/2009 to amend Regulation (EC) No 1927/2006 establishing the EGF

The 2009 amendment of Regulation (EC) No 1927/2006 brought about significant improvements to the EGF, providing better conditions for Member States to apply for EGF co-funding in support of their responses to the negative impact on employment of the global financial and economic crisis. This is reflected by the number of applications received in 2010, which remained at the same high level as in the previous year (31 applications in 2010 compared to 30 applications in 2009). Applying for EGF support was clearly facilitated by the temporary crisis derogation, including the increase in the co-financing rate to 65 %, and by the permanent reduction of the threshold to 500 redundancies and extension of the implementation period to 24 months from the date of application.

The results, particularly the impact of EGF support on the employment of redundant workers, will be determined after completion of the projects. The first final reports for the extended implementation period (24 months from the date of application) will be presented to the Commission in November/December 2011.

Facilitating decision-making on EGF applications: procedure for submitting proposals to the Council and the European Parliament

The EGF contributions granted in 2010 were processed under the new EGF decision-making procedures established towards the end of 2009. Major efforts were made to speed up decision-making within the rules of the present Regulation. The EGF's intervention speed and its role and potential as a solidarity instrument were issues high on the agenda throughout the whole year, in particular during the consultations with Member States on the upcoming post-2011 and post-2013 EGF reviews, which started in the second half of 2010.

4. ANALYSIS OF THE ACTIVITIES OF THE EGF IN 2010

4.1. Applications received

The 31 applications received by the Commission in 2010 (see Table 1) were one more than in 2009. Regulation (EC) No 546/2009, adopted on 18 June 2009, applies to all applications (i.e. 65 % co-funding rate, 24-month implementation period from the date of application, etc.).

The applications were submitted by 12 Member States, targeted 31 995 redundant workers and requested a total of EUR 169 994 542 from the EGF. Three Member States applied for the first time in 2010: the Czech Republic, Poland and Slovenia.

Table 1 — Applications received in 2010

Application reference	MS	Case	Sector	Application date	Art. 2		Art. 1		MS amount	EGF amount	Workers targeted for assistance	EGF amount/person		
					Intervention criterion ^{*)}	derogation from	Direct result of the global financial and economic crisis	major structural changes in world trade patterns due to globalisation						
Regulation (EC) No. 546/2009 amending Regulation (EC) No. 1927/2006 applies to all applications received from 1 May 2009														
EGF/2010/001	DK	Nordjylland	Machinery and equipment	22.01.2010	b		x		4 049 963	7 521 359	951	7 908.90		
EGF/2010/002	ES	Cataluña	Automotive	29/01/2010	b		x		1 482 349	2 752 935	1 429	1 926.48		
EGF/2010/003	ES	Galicia	Wearing apparel	05.02.2010	b			x	993 300	1 844 700	500	3 689.40		
EGF/2010/004	PL	Wielkopolskie	Automotive	05.02.2010	b		x		340 888	633 077	590	1 073.01		
EGF/2010/005	ES	Comunidad Valenciana Natural Stone	Stone/marble	9/03/2010	b		x		766 150	1 422 850	300	4 742.83		
EGF/2010/006	PL	H.Cegielski-Poznań	Machinery and equipment	8/03/2010	a		x		61 520	114 250	189	604.50		
EGF/2010/007	AT	Steiermark-Niederösterreich	Basic metals	9/03/2010	b		x		4 696 018	8 721 176	373	23 381.17		
EGF/2010/008	AT	AT&S	Electronic equipment	11/03/2010	ce	a		x	875 630	1 626 170	120	13 551.42		
EGF/2010/009	ES	Valencia Textiles	Textiles	22/03/2010	b			x	1 108 943	2 059 466	350	5 884.19		
EGF/2010/010	CZ	Unilever	Retail trade	24/03/2010	a		x		174 365	323 821	460	703.96		
EGF/2010/011	NL	NXP Semiconductors	Electronic equipment	26/03/2010	a			x	974 311	1 809 434	512	3 534.05		
EGF/2010/012	NL	Noord Holland ICT	Wholesale trade	8/04/2010	b		x		1 376 919	2 557 135	613	4 171.51		
EGF/2010/013	PL	Podkarpackie	Machinery and equipment	27/04/2010	b		x		244 230	453 570	200	2 267.85		
EGF/2010/014	SI	Mura	Wearing apparel	28/04/2010	a		x		1 210 431	2 247 940	2 554	880.16		
EGF/2010/015	FR	Peugeot	Automotive	5/05/2010	a		x		20 489 576	38 052 069	2 089	18 215.45		
EGF/2010/016	ES	Aragon	Retail trade	6/05/2010	b		x		840 000	1 560 000	1 154	1 351.82		
EGF/2010/017	DK	Midtjylland machinery	Machinery and equipment	11/05/2010	b			x	2 233 413	4 147 768	813	5 101.81		
EGF/2010/018	DE	Heidelberger Druckmaschinen	Machinery and equipment	27/05/2010	a		x		4 473 837	8 308 555	1 181	7 035.19		
EGF/2010/019	IE	Construction 41	Construction of buildings	9/06/2010	b		x		22 067 983	40 983 398	8 763	4 676.87		
EGF/2010/020	IE	Construction 43	Specialised construction activities	9/06/2010	b		x		incl.above	incl.above	incl.above	incl.above		
EGF/2010/021	IE	Construction 71	Architectural and engineering activities	9/06/2010	b		x		incl.above	incl.above	incl.above	incl.above		
EGF/2010/022	DK	LM Glasfiber	Machinery and equipment	7/07/2010	a			x	4 022 651	7 470 638	825	9 055.32		
EGF/2010/023	ES	Lear	Automotive	23/07/2010	a		x		205 800	382 200	508	752.36		
EGF/2010/024	NL	ABN Amrobank	Financial services	5/10/2010	a		x		2 899 531	5 384 844	1 350	3 988.77		
EGF/2010/025	DK	Odense Steel Shipyard	Shipbuilding	6/10/2010	a			x	6 828 179	12 680 903	840	15 096.31		
EGF/2010/026	PT	Rohde	Shoe manufacture	26/11/2010	a		x		780 500	1 449 500	974	1 488.19		
EGF/2010/027	NL	N Brabant Div 18	Printing industry	20/12/2010	b		x		359 595	667 819	199	3 355.87		
EGF/2010/028	NL	Overijssel Div 18	Printing industry	20/12/2010	b		x		386 700	718 157	214	3 355.87		
EGF/2010/029	NL	Z Holland/Utrecht Div 18	Printing industry	20/12/2010	b		x		1 426 465	2 649 149	800	3 311.44		
EGF/2010/030	NL	N Holland/Flevoland Div 18	Printing industry	20/12/2010	b		x		995 662	1 849 087	551	3 355.87		
EGF/2010/031	BE	GM Belgium	Automotive	20/12/2010	a		x		5 170 616	9 602 572	2 593	3 703.27		
Total applications received in 2010: 31									91 535 525	169 994 542	31 995			
									77%	23%	2 952 759	5 483 695	1 032	5 313.16
average figures														

The simplified procedure introduced in 2009 to seek the approval of the Budgetary Authority has been applied for all 2010 applications.

Data as of 31/12/2010

*) ce: Article 2(c) exceptional circumstances

**) EGF/2010/019, 020, 021: The figures indicated here for the three Irish cases were revised in 2011, with individual data for each case.

4.1.1. Applications received by Member State and sector

The 31 applications received related to 16 sectors³. Seven of these are sectors for which an EGF application was presented for the first time in 2010: these are underlined in the list below. A number of applications were facilitated by the possibility to apply under the crisis derogation.

Austria (two applications: basic metals, electronic equipment), Belgium (one application: automotive), Czech Republic (one application: retail trade), Denmark (four applications: machinery/equipment, shipbuilding), France (one application: automotive), Germany (one application: machinery/equipment), Ireland (three applications: construction), Netherlands (seven applications: electronic equipment, printing industry, financial services, wholesale trade), Poland (three applications: automotive, machinery/equipment), Portugal (one application: shoe manufacture), Spain (six applications: automotive, wearing apparel, stone/marble, retail trade), Slovenia (one application: wearing apparel).

4.1.2. Applications received by amount requested

The Member State applying for EGF support must design a coordinated package of measures that best fits the targeted workers' profile, and decide on the amount of assistance to request. The EGF Regulation does not recommend or limit the total amount requested, but the Commission's assessment of an application may raise issues prompting the Member State to revise the proposed package of personalised services, thereby affecting the amount requested.

The EGF contributions requested per case in 2010 ranged from EUR 114250 to EUR 38052069 (average EUR 5483695).

4.1.3. Applications received by number of workers targeted for assistance

The total number of workers targeted by the measures proposed for co-financing by the EGF was 31995. The numbers ranged from 120 to 2593 workers, with three applications targeting more than 2000 workers, four targeting between 1000 and 2000, and 21 targeting fewer than 1000 workers⁴.

The number of workers affected by the redundancies and the number targeted for EGF support may differ if the applicant Member State decides to focus the EGF assistance on specific groups of workers, for example, on those facing exceptional difficulties in staying in the labour market and/or those most in need of assistance. Some of the affected workers may receive assistance outside the EGF, while others may find new jobs on their own or may decide to take early retirement, which means that they would not be targeted for EGF measures.

³ Machinery and equipment (6), Automotive (5), Printing industry (4), Electronic equipment (2), Retail trade (2), Wearing apparel (2), Textiles (1), Construction of buildings (1), Specialised construction activities (1), Architectural and engineering activities (1), Financial services (1), Shipbuilding (1), Shoe manufacture (1), Stone/marble (1), Wholesale trade (1), Basic metals (1).

⁴ The three Irish construction cases (EGF/2010/019, 020, 021) were not considered here because a breakdown was provided only in 2011.

4.1.4. Applications received by amount requested per worker

The amounts proposed per worker in 2010 varied from slightly above EUR 600 to over EUR 23 000.

The package of individualised services that Member States may propose for the redundant workers concerned is at their discretion, within the terms of the Regulation. The amount requested per worker affected can therefore vary according to the severity of the redundancy event, the situation of the labour market affected, the individual circumstances of the workers targeted, the measures already provided by the Member State, and the cost of providing the services in the Member State or region concerned.

4.1.5. Applications received by intervention criterion

Of the 31 applications submitted, 24 (77 %) were to support workers made redundant as a direct result of the global financial and economic crisis (Article 1a of the amended EGF Regulation), while the remaining seven applications (23 %) were intended to respond to major structural changes in world trade patterns due to globalisation.

Twelve applications were based on Article 2(a) of the EGF Regulation, 18 were based on Article 2(b), and one application referred to Article 2(c), citing exceptional circumstances and stating that the conditions in Article 2(a) could not be fully met.

4.2. Contributions granted

In 2010, the Budgetary Authority took 31 decisions to draw on the EGF to co-finance active labour market policy measures (see Tables 2 and 3 for an overview and a breakdown of the workers' profiles). Thirteen of these concerned applications made in 2010 and eighteen concerned applications received in the second half of 2009. Regulation (EC) No 546/2009, adopted on 18 June 2009, applies to all contributions granted (i.e. 65 % co-funding rate, 24-month implementation period from the date of application, etc.).

The 31 contributions granted targeted 23 688 redundant workers in nine Member States with a total of EUR 83 554 141 paid from the EGF (16.7 % of the annual maximum amount available to the EGF).

Table 2 — Details of contributions granted in 2010

Application reference	MS	Case	Sector	Application date	Art. 2		Art. 1		MS amount	EGF amount	Workers targeted for assistance	EGF amount / person	Decisions taken by the Budgetary Authority to mobilise the EGF fund	Payments drawn on the 2010 budget (Art 13 of EGF Regulation)
					Intervention criterion)	Direct result of the global financial and economic crisis	Major structural changes in world trade patterns due to globalisation							
Regulation (EC) No. 546/2009 amending Regulation (EC) No. 1927/2006 applies to all applications received from 1 May 2009														
EGF/2009/010	LT	AB Snaige	Domestic appliances	23.07.2009	ce	x		139 012	258 163	480	537.84	09.03.2010	02.06.2010	
EGF/2009/012	IE	Waterford Crystal	Crystal glass	07.08.2009	a	x		1 384 306	2 570 853	598	4 299.09	16.06.2010	26.07.2010	
EGF/2009/013	DE	Karmann	Automotive	13.08.2009	a		x	3 338 108	6 199 341	1 793	3 457.52	09.03.2010	03.06.2010	
EGF/2009/014	ES	Valencia	Ceramics	02.09.2009	b	x		3 553 165	6 598 735	1 600	4 124.21	16.06.2010	06.08.2010	
EGF/2009/015	DK	Danfoss Group	Machinery and equipment	08.09.2009	a	x		4 788 721	8 893 336	1 010	8 805.28	20.10.2010	19.11.2010	
EGF/2009/016	LT	Furniture	Furniture	23.09.2009	b	x		356 509	662 088	636	1 041.02	25.03.2010	13.07.2010	
EGF/2009/017	LT	Construction	Construction of buildings	23.09.2009	b	x		602 481	1 118 893	806	1 388.20	09.03.2010	02.06.2010	
EGF/2009/018	IE	Wearing apparel	Wearing apparel	23.09.2009	b	x		281 874	523 481	491	1 066.15	25.03.2010	26.07.2010	
EGF/2009/020	ES	Castilla la Mancha	Carpentry and joinery	09.10.2009	b	x		1 050 000	1 950 000	557	3 500.90	16.06.2010	06.08.2010	
EGF/2009/021	IE	SR Technics	Aircraft Maintenance	09.10.2009	a	x		4 009 311	7 445 863	850	8 759.84	24.11.2010	17.12.2010	
EGF/2009/023	PT	Quimonda	Electronic equipment	17.12.2009	a	x		1 295 361	2 405 671	839	2 867.31	20.10.2010	07.12.2010	
EGF/2009/024	NL	Noord Holland and Zuid Holland	Publishing	30.12.2009	b	x		1 252 709	2 326 459	598	3 890.40	24.11.2010	17.12.2010	
EGF/2009/026	NL	Noord Holland and Utrecht	Printing industry	30.12.2009	b	x		1 220 491	2 266 625	720	3 148.09	24.11.2010	17.12.2010	
EGF/2009/027	NL	Noord Brabant and Zuid Holland	Printing industry	30.12.2009	b	x		1 556 169	2 890 027	821	3 520.13	24.11.2010	17.12.2010	
EGF/2009/028	NL	Limburg	Printing industry	30.12.2009	ce	x		296 125	549 946	129	4 263.15	24.11.2010	17.12.2010	
EGF/2009/029	NL	Gelderland and Overijssel	Printing industry	30.12.2009	b	x		1 084 256	2 013 619	650	3 097.88	24.11.2010	17.12.2010	
EGF/2009/030	NL	Drenthe	Printing industry	30.12.2009	ce	x		244 264	453 632	140	3 240.23	24.11.2010	17.12.2010	
EGF/2009/031	DK	Linak	Machinery and equipment	08.09.2009	ce	x		653 428	1 213 508	139	8 730.27	20.10.2010	19.11.2010	
EGF/2010/001	DK	Nordjylland	Machinery and equipment	22.01.2010	b	x		4 049 963	7 521 359	951	7 908.90	20.10.2010	07.12.2010	
EGF/2010/002	ES	Cataluña	Automotive	29.01.2010	b	x		1 482 349	2 752 935	1 429	1 926.48	20.10.2010	17.12.2010	
EGF/2010/003	ES	Galicia	Wearing apparel	05.02.2010	b		x	993 300	1 844 700	500	3 689.40	20.10.2010	19.11.2010	
EGF/2010/004	PL	Wielkopolskie	Automotive	05.02.2010	b	x		340 888	633 077	590	1 073.01	15.12.2010	18.03.2011	
EGF/2010/005	ES	Comunidad Valenciana	Stone/marble	09.03.2010	b	x		766 150	1 422 850	300	4 742.83	15.12.2010	18.03.2011	
EGF/2010/006	PL	H.Cegielski-Poznań	Machinery and equipment	08.03.2010	a	x		61 520	114 250	189	604.50	15.12.2010	25.03.2011	
EGF/2010/009	ES	Valencia Textiles	Textiles	22.03.2010	b		x	1 108 943	2 059 466	350	5 884.19	15.12.2010	28.03.2011	
EGF/2010/011	NL	NXP	Electronic equipment	26.03.2010	a		x	974 311	1 809 434	512	3 534.05	20.10.2010	19.11.2010	
EGF/2010/012	NL	Noord Holland ICT	Wholesale trade	08.04.2010	b	x		1 376 920	2 557 135	613	4 171.51	15.12. & 20.12.2010	28.03.2011	
EGF/2010/014	SI	Mura	Wearing apparel	28.04.2010	a	x		1 210 430	2 247 940	2 554	880.16	15.12.2010	18.03.2011	
EGF/2010/016	ES	Aragon	Retail trade	06.05.2010	b	x		840 000	1 560 000	1 154	1 351.82	15.12.2010	28.03.2011	
EGF/2010/018	DE	Heidelberger Druckmaschinen	Machinery and equipment	27.05.2010	a	x		4 473 837	8 308 555	1 181	7 035.19	15.12.2010	28.03.2011	
EGF/2010/023	ES	Lear	Automotive	23.07.2010	a	x		205 800	382 200	508	752.36	15.12.2010	28.03.2011	
Total decisions and payments from the 2010 budget: 31								27	4	44 990 700	83 554 141	23 688		
					87%	13%		1 451 313	2 695 295	764	3 527.28	average figures		

*) ce: Article 2(c) exceptional circumstances

Data as of 28/03/2011

EGF/2010/012: separate approvals by the European Parliament and by the Council on 15.12.2010 and 20.12.2010 / joint adoption: 3.2.2011

One further application (EGF/2009/025, NL/Noord Brabant, submitted by the Netherlands on 30.12.2009) was withdrawn by the Member State on 24.04.2010 during the assessment phase and is thus not included in the statistics.

4.2.1. *Actions funded with EGF assistance*

Article 3 of Regulation (EC) No 1927/2006 provides that the EGF can co-finance only active labour market measures aiming to help redundant workers back into employment. In addition, it states that the EGF may finance the Member State's preparatory, management, information, publicity and control activities for the use of the funding (technical assistance).

The measures approved for the 31 EGF contributions granted in 2010 aimed to reintegrate 23 688 redundant workers into the labour market. They consisted mainly of intensive, personalised job search assistance and case management, a variety of vocational training, upskilling and retraining measures, various temporary financial incentives/allowances for the duration of the job search, training and other active labour market measures up to the period of actual work reintegration, and other types of activities such as entrepreneurship promotion and supported employment.

4.2.2. *Complementarity with actions funded by the Structural Funds, notably the European Social Fund (ESF)*

The EGF is designed to increase employability and ensure the rapid reintegration of redundant workers within the labour market through active labour market measures, thus complementing the ESF, which is the major EU instrument for promoting employment in the EU. Generally, the complementarity of the two Funds lies in their ability to address these issues in two different time perspectives: while the EGF provides tailor-made assistance to redundant workers in response to a specific, European-scale mass redundancy event, the ESF supports strategic, long-term goals (e.g. increasing human capital, managing change) through pre-programmed multi-annual programmes, the resources of which cannot normally be reallocated to deal with crisis situations caused by mass redundancies. EGF and ESF measures are sometimes used to complement each other to provide both short-term and longer-term solutions. The decisive criterion is the potential of the available instruments to effectively help workers, and it is up to Member States to select — and to programme — the instruments and actions best suited to achieving the objectives pursued.

The content of the 'coordinated package of personalised services' to be co-funded by the EGF should be **balanced** with other actions and **complement** them. The measures co-funded by the EGF can go well beyond standard courses and actions, and practice has shown that the EGF allows Member States to offer redundant workers tailor-made and in-depth assistance, including measures to which they would not normally have access (e.g. 2nd or 3rd level education). The EGF allows Member States to better focus on particularly vulnerable people, such as the lower-skilled or those with a migrant background, or to provide the support over a longer period of time than would be possible without the EGF. All this increases the workers' prospects of improving their situation.

Specific examples of good complementarity between the ESF and the EGF are cases EGF/2010/011 NL/NXP Semiconductors and EGF/2010/012 NL/Noord Holland ICT, submitted by the Netherlands, EGF/2010/014 SI/Mura, submitted by Slovenia, and EGF/2010/018 DE/Heidelberger Druckmaschinen, submitted by Germany. Regarding the first Dutch case, the complementarity lies in a specific ESF training project for workers in

enterprises involved in the manufacture of semiconductors⁵, the timing of which partially coincided with the EGF implementation period. Regarding the second case, the redundant workers could also participate in two ESF projects in the ICT sector⁶. Slovenia made sure that the EGF measures complemented their various ESF actions⁷. In the German case, the EGF package of personalised services was designed to complement the actions funded by the Structural Funds and particular ESF-certified training courses provided under the federal programme ESF-BA.

All Member States must put in place the necessary mechanisms to avoid any risk of double funding from EU financial instruments, as required by Article 6(5) of Regulation (EC) No 1927/2006.

4.3. Cases not meeting the conditions for a financial contribution from the EGF

The Budgetary Authority did not reject any proposal put to it by the Commission for funding from the EGF. One application (EGF/2009/022 BG/Kremikovtsi, submitted by Bulgaria on 26.10.2009) was deemed by the Commission to be non-eligible⁸. This finding was communicated to the Member State.

4.4 Results achieved by the EGF

The main sources of information on the results achieved by the EGF are the final reports presented by the Member States under Article 15 of Regulation (EC) No 1927/2006. These are complemented by information shared by Member States in direct contacts with the Commission and during coordination meetings and conferences with Member State representatives during the year. The results and data reported by the Member States in 2010 are summarised in the following section and in Table 4.

4.4.1. Final reports received from Member States in 2010 on the implementation of financial contributions

In 2010, the Commission received four final reports on the following cases: EGF/2008/004 ES/Castilla y León and Aragón, EGF/2008/005 ES/Cataluña, EGF/2009/001 PT/Norte-Centro and EGF/2009/002 DE/Nokia. These were the last EGF cases with a 12-month implementation period before the period was increased to 24 months by Regulation (EC) No 546/2009 of 18 June 2009.

4.4.2. Summary of the results and good practices reported in 2010

The four final reports presented by the three Member States showed that at the end or shortly after the end of the EGF implementation period, 629 workers (20% of 3 146) had found new jobs or were self-employed. The others were either in education or training (approximately 5%), or unemployed or inactive for personal reasons.

The results in terms of reintegration into work were hampered by the significantly reduced absorption capacities of local and regional labour markets as a direct consequence of the

⁵ 2009ESFN451 Stichting Opleidings- en ontwikkelingsfonds voor semiconductor productiebedrijven.

⁶ 2008ESFN226 (project period from 1.4.2009 until 31.3.2010) and 2008ESFB295 (project period from 1.11.2009 until 31.10.2010).

⁷ Including 'training for greater employability' and 'preparation for procedures of assessing and awarding national vocational qualifications'.

⁸ SEC(2010) 993 final of 30.8.2010.

global financial and economic crisis. The importance of the reintegration rate should not be overestimated since it merely provides a snapshot of the workers' employment situation at the moment the data are collected. It does not give any information on the type of employment and the quality of the work that the person has found, and can change significantly a short time later. According to information received from several Member States, the reintegration rates already tend to be higher a few months after submission of the final reports, especially in cases where workers continue to receive the tailor-made assistance beyond the EGF period, at the Member States' own expense or with the help of the ESF.

The Member States reported a series of interesting facts and encouraging information indicating that the personal situation, self-confidence and employability of the workers concerned visibly improved thanks to the EGF assistance and services, even if they did not always find new work quickly. The EGF gave Member States the opportunity to act more intensively in the regions affected by redundancies, in terms of the number of people assisted and the duration and quality of support, than would have been possible without EGF funding. The EU funds enabled them to respond more flexibly and to include in their packages highly personalised, sometimes innovative, actions and more attention for the least skilled. The assistance co-funded by the EGF therefore represents an enhanced investment in skills, which can have a positive impact in the medium and longer term when markets gradually recover from the crisis. In addition, the EGF was felt to be a useful instrument at a time of budget deficits and public sector cuts, when national resources have become scarce and when Member States and companies are struggling to recover from the global crisis. The mid-term evaluation of the EGF, due in 2011 as required by Article 17(1)(a) of Regulation (EC) No 1927/2006, will assess the impact of the EGF in more detail.

Table 4 — Final reports received in 2010 — overview of results⁹

	2008 applications		2009 applications		Total 4 cases	
	EGF/2008/004 ES/Castilla y Léon and Aragón	EGF/2008/005 ES/Cataluña	EGF/2009/001 PT/Norte- Centro	EGF/2009/002 DE/Nokia		
Sector	Automotive	Textiles	Textiles	Mobile phones		
Date of application	29/12/2008	29/12/2008	23/01/2009	6/02/2009		
End of implementation period	28/12/2009	28/12/2009	22/01/2010	5/02/2010		
Final Report due date	28/06/2010	28/06/2010	22/07/2010	5/08/2010		
Workers initially targeted	588	1 100	1 000	1 316	4 004	
Workers who actually benefited from EGF assistance	534	587	720	1 305	3 146	
total expenditure in € (EGF and MS contributions)	3 852 119.96	1 064 232.72	492 983.54	10 271 292.38		
EGF contribution in €	1 926 059.98	532 116.36	246 491.77	5 135 646.19		
	50%	50%	50%	50%		
total amount spent on personalised services : (EGF and MS contributions)	3 742 120	834 244	400 901	9 727 154	14 704 419	100%
% of total expenditure	97.1%	78.4%	81.3%	94.7%		
expenditure and number of benefiting workers broken down per category of measures *)						
Individual job search assistance & case management and general information services **)	534	587	202	1 172	2 495	
	2 041 510	570 210	71 142	661 140	3 344 003	22.7%
Training and re-training	454	213	714	434	1 815	
	1 209 010	132 121	214 089	1 926 539	3 481 758	23.7%
Employment and recruitment incentives ***)	239	30	44	0	313	
	329 400	85 500	44 290	0	459 190	3.1%
Promotion of entrepreneurship	0	8	33	39	80	
	0	19 877	50 319	22 159	92 355	0.6%
Supported employment and rehabilitation	0	0	71	0	71	
	0	0	18 920	0	18 920	0.1%
Direct job creation	0	7	0	0	7	
	0	26 536	0	0	26 536	0.2%
Job-search allowances (incl specific allowances for workers with caring responsibilities)	532	0	0	0	532	
	162 200	0	0	0	162 200	1.1%
Training allowances	0	0	4	0	4	
	0	0	2 141	0	2 141	0.01%
Subsistence allowances while in active labour market measures	0	0	0	1 305	1 305	
	0	0	0	7 117 315	7 117 315	48.4%
Number of workers re-integrated into employment after EGF intervention	184	30	30	385	629	
% re-integrated into employment	34.5%	5.1%	4.2%	29.5%		20.0%
Total number of people in education or in training (while unemployed)						
	350	17	9	121	2517	80.0%
Total number of workers unemployed or inactive for various personal reasons ****)						
		540	681	799		
<p>*) workers could benefit from measures in different categories and also from more than one action in each category **) intensive, personalised job search and re-integration assistance, such as career guidance, skills certification, personalised action plans, market prospection and job matching etc; open information services for jobseekers ***) financial incentives to workers to take up new jobs and to promote their employability through work experience ****) 'inactive' can mean that people are not available for the labour market any longer for different personal reasons such as start of pension etc.</p> <p>No measures were carried out under the following category: 'job rotation and job sharing'.</p>						

4.4.3. Details of the measures implemented in 2010

EGF/2008/004 Castilla Leon y Aragón/Spain (automotive)

Of the 534 workers who participated in the measures co-funded by the EGF, 184 (34.5%) were in work again at the end of the implementation period, and the remaining 350 (65.5%) were either in education or training, unemployed or inactive for various personal reasons. The reintegration rate must be seen in the context of the high unemployment rates in the two

⁹ This table was compiled by the Commission on the basis of the measures implemented by the Member States as reported in their final reports. The categories of measures are based on, but do not fully correspond to, the Eurostat methodology described in Labour market policy database — Methodology — Revision of June 2006. Some of the measures co-financed, such as job-search allowances, training allowances, subsistence allowances while in active labour market measures, do not fit any of Eurostat's categories.

affected regions, which doubled between 2008 and 2010 as a consequence of the financial and economic crisis.

Even those still unemployed stated that the EGF measures had reinforced their self-confidence and self-esteem, developed their independence and given them the basic skills and aptitudes for their reintegration into the labour market. For the Spanish authorities, the EGF is an instrument particularly suitable for the reintegration of workers with few opportunities to find new work rapidly, and thanks to the EGF contribution they could choose from a wide range of measures, highly tailored and more personalised than would have been possible without the EGF funds. A high percentage of the assisted workers had successfully maintained their skill levels or enhanced their employability, thereby improving their prospects on the labour market.

The personalised measures implemented represent an interesting mix of job search, training and reintegration assistance and benefits. After standard initial measures for all targeted workers, such as advice and personalised pathways, various actions were carried out, starting out from a large-scale labour market search followed by job matching efforts. Multidisciplinary assistance teams visited nearly 3 000 enterprises (many of them SMEs) with the two-fold aim of matching job opportunities with the qualifications of the unemployed, or qualifying them for the new jobs, and making the project known to the businesses. More than 400 job offers were received in this way, and more than 200 workers applied successfully for the new jobs in the course of the EGF implementation period. The workers were also accompanied beyond their reintegration in order to identify possible setbacks and to evaluate their personal satisfaction. The Spanish authorities will continue to analyse the market and job situations of the workers beyond the EGF project, and the contacts with enterprises will also be maintained to ensure continuity of the EGF achievements over time.

The qualification measures available to the workers included various types of training, some linked to a company commitment to the reintegration of the workers, such as: skills enhancement courses in renewable energy technologies and the IT, technical, maintenance, social and tourism sectors; accounting and SME management; and leadership and communication techniques. Some of the workers were granted temporary financial benefits to compensate for the difference between their previous and new salaries (reintegration incentives) and/or job search allowances, including specific allowances for those with caring responsibilities.

EGF/2008/005 Catalonia/Spain (textiles)

Of the 587 workers who benefited from the measures co-funded by the EGF, 30 (5.1 %) were in work again at the end of the implementation period (including one who started a new business), 17 (2.9 %) were in education or training, and the remaining 540 (92.0 %) were either unemployed or inactive for various personal reasons. The low reintegration rate needs to be seen in the context of the region's weak employment market as a result of the financial and economic crisis and also against the background of the late arrival of the EGF funds (see comment below).

The Spanish authorities reported that the EGF contribution had allowed them to provide intensive, tailor-made actions for the affected workers, for which other funds are less suitable. Most of the participating workers showed a high commitment to the measures, and the general opinion of participants was very positive. The management model included the use of an extensive network of institutions, and the participation of local authorities was considered a

key element for successful implementation of the measures. Where possible, the regional authorities will apply the EGF methodology to similar back-to-work programmes.

The measures included: occupational guidance to identify the employability of the redundant workers and the obstacles to their finding new employment; intensive outplacement/job search assistance involving personal counsellors to help the workers reposition themselves in the labour market; and 'active classrooms' giving the workers direct access to computers and job search portals while being mentored by qualified staff. The training measures included upskilling courses such as IT courses, oral/written communication techniques, and basic entrepreneurship courses also addressing the particular needs of those aged 45+, the lower skilled or non-Spanish nationals. Group training was also offered in areas where local enterprises had identified skill needs or in emerging sectors where job opportunities may arise in the future. Some of the workers were granted temporary financial benefits during the job search period and/or when they accepted employment of at least six months (reintegration incentives).

Owing to delays in releasing the EU funds, Spain had started implementing the first set of measures using its own resources. As a major part of the planned measures could not be launched until the final months of the EGF implementation period, Spain also decided to continue the personalised services for four extra months at its expense. The additional measures after the EGF implementation period allowed Spain to assist a further 387 redundant workers (out of the 1 100 initially targeted). Half a year after the EGF implementation period, the rate of reintegration into work was significantly higher than directly upon completion of the EGF project.

EGF/2009/001 North/Centre/Portugal (textiles)

Of the 720 workers who participated in the measures co-funded by the EGF, 30 (4.2%) were in work again at the end of the implementation period, nine (1.3%) were in education or training, and the remaining 681 (94.6%) were either unemployed or inactive for various personal reasons. The rate of reintegration needs to be seen in the context of the region's weak employment market as a result of the financial and economic crisis. Other explanations are the low levels of education — 79% of the assisted workers had not completed the basic nine years of education and a further 13% had not finished secondary education — and the high number of workers aged 55+, for whom the period available was too short to benefit optimally from the extensive educational support.

The Portuguese authorities reported that the measures were well received by the participants, who recognised that they had increased their vocational skills and thus employability, and also by the employment services, which were able, thanks to the EGF support, to follow up on the needs of the unemployed workers dispersed in various villages. Portugal recognised the importance of motivating workers who have lost their jobs, ensuring the full involvement of the regional employment centres and complying with a timetable to ensure that the implementation period is used in the best possible way.

The measures included individualised job search assistance for about one-third of the targeted workers, for example the recognition/certification of existing skills, the preparation of training and reintegration pathways, and a variety of (short) training and retraining modules, based on the National Catalogue of Qualifications and provided by recognised training centres, for almost all of the targeted workers. Other measures were tailored to the needs of people facing particular difficulties reintegrating into employment: these were provided by not-for-profit

bodies and consisted of personal integration plans, integration assistance and financial allowances for participating workers. Some training grants and support for entrepreneurship were also offered. For most of the measures, cooperation agreements were signed between the workers and the delivering/monitoring bodies, setting out their respective obligations.

By January 2011 (one year after the EGF implementation period), the reintegration rate had reached 200, showing that the measures co-funded by the EGF continued to produce positive results for some time after EGF implementation.

EGF/2009/002 Nokia/Germany (mobile phones)

Of the 1 305 workers who participated in the measures co-funded by the EGF, 385 workers (29.5%) had found new employment four weeks after the end of the implementation period (including 36 who were self-employed), 121 (9.3%) were in education or training, and the remaining people were either unemployed (737 or 56.5%) or inactive for various personal reasons (62 or 4.8%).

Despite the unfavourable labour market situation as a result of the global crisis and other problems such as the relatively low levels of qualification, the more advanced ages of most workers, their low willingness to contemplate mobility and their reluctance to accept new lower-paid jobs, the German authorities regarded the results of the EGF project as ‘quite satisfactory’.

Germany considers the EGF to be an instrument that complements and deepens national crisis response efforts in a useful way by broadening the spectrum of qualifications on offer and by prolonging the period during which workers can receive assistance. A large majority of the workers who benefited from EGF support were former Nokia workers who, after having participated in the earlier measures of the Transfergesellschaft (set up by the social partners for a maximum duration of 12 months), were not yet reintegrated into the labour market. They continued to be coached intensively for up to six more months under the EGF project, being offered a wide spectrum of personalised services with a focus on intensive, individualised job search assistance and training measures, complemented by financial benefits in the form of short-time subsistence allowances (‘Transferkurzarbeitergeld’) for the duration of their participation in the training and active reintegration measures, provided that the workers concerned committed to the EGF project on a full-time basis.

The training courses were carefully chosen for those areas where there is demand in the labour market, and were designed to complement the courses already offered by the European Social Fund or the dismissing enterprise. Help for those who had found employment to prepare for their new jobs, support for would-be entrepreneurs, guidance for those seeking work abroad and the setting up of peer groups to empower specific groups of people were also included in the offer. The EGF enabled Germany to provide a much better job seeker/counsellor ratio — one counsellor for 40 workers as opposed to the normal ratio of one counsellor per 200 workers — and counsellors were selected on the basis of the participants’ backgrounds. Owing to delays in releasing the EGF funds, Germany had started implementing the initial measures using its own resources and ESF funding.

All this made the EGF co-funded support highly individualised and effective.

Six months after the end of the implementation period, 42 additional, previously unemployed persons had found new work, increasing the number of workers reintegrated to 427. The reintegration rate increased even further a couple of months later, showing that the support co-funded by the EGF can also have a positive impact in the longer run.

4.5. Financial report

4.5.1. Funds contributed by the EGF

During 2010 the Budgetary Authority granted 31 contributions from the EGF, for a total of **EUR 83 554 141**, representing **16.7% of the annual maximum amount** available (Table 2). All 31 payments came from the 2010 budget, although nine were paid out at the beginning of 2011.

Under Article 28 of the Interinstitutional Agreement of 17 May 2006¹⁰, which lays down the budgetary framework of the EGF, the EGF may not exceed an annual maximum amount of EUR 500 million, which can be drawn from any margin existing under the global expenditure ceiling of the previous year, and/or from cancelled commitment appropriations from the previous two years, excluding those under heading 1B of the financial framework. In addition, Article 12 of the EGF Regulation states that at least 25% of the annual maximum amount must remain available on 1 September of each year in order to cover any needs arising by the end of the year.

The **commitment appropriations** for the funds granted in 2010 were transferred from the reserve to the EGF budget line.

In 2010, the **payment appropriations** were sourced from the ESF budget (EUR 19 881 554) at the start of the year because of the policy proximity of the two funds. In order to avoid confusion over the use of budgetary resources, the Commission identified alternative sources of payment appropriations as the year went on, and sources of underspending became apparent. An amount of EUR 21 381 228 was used from the budget line ‘Completion of programme for enterprises: improvement of the financial environment for small and medium-sized enterprises (SMEs)’. A further amount of EUR 42 291 359 was identified and used from the budget line ‘Competitiveness and Innovation Framework Programme — Entrepreneurship and innovation programme’. Investment forecasts for both these budget lines had been drastically reduced as a consequence of the financial crisis.

Payments made for 2010 (EUR 83 554 141) were 60% higher than for 2009 (EUR 52 349 047). Experience has shown that Member States are now drafting and submitting EGF applications more efficiently than during the initial years.

4.5.2. Technical assistance expenditure

Under Article 8(1) of Regulation (EC) No 1927/2006, up to 0.35% of the financial resources available for the year (maximum of EUR 1 75 million) can be made available in the form of technical assistance at the initiative of the Commission for activities such as information, administrative and technical support, and monitoring, audit, control and evaluation activities necessary to implement the EGF Regulation. In 2010, an amount of EUR 1 110 000 was made available for technical assistance¹¹ regarding the activities listed in Table 5. The remaining EUR 640 000 potentially available for technical assistance during the year was not called upon.

¹⁰ OJ C 139, 14.6.2006, p. 1.

¹¹ OJ L 154, 19.6.2010, p. 27.

Table 5 — Technical assistance expenditure 2010

Description	Budgeted amount	Actual amount
	EUR	EUR
Information (e.g. updating of EGF website in all EU languages, publications and audio-visual activities)	240 000	81 436.59
Administrative and technical support - Meetings of the Contact Persons of the EGF - Conferences and seminars (incl. Stakeholder Conferences)	70 000 200 000	86 425.34 332 478.59
Evaluation (mid-term evaluation of the EGF, as required by Article 17(1)(a) of the EGF Regulation)	300 000	300 000
Monitoring (ten studies)	250 000	0
Creation of a knowledge base	50 000	0
Audit and control: No contribution was used for this category (the audits carried out in 2010 were financed from other European Commission sources)		
Total	1 110 000	800 340.52

During the course of the year, it was decided to organise two EGF Stakeholder Conferences to consult the Member States, the implementing bodies and the social partners on the current EGF Regulation and the changes needed for the future post-2011 (whether or not to continue with the crisis derogation allowing the EGF to support workers made redundant as a result of the global financial and economic crisis and raising the EGF contribution to 65% of total costs) and post-2013 (when the whole EGF Regulation has to be reviewed). These consultative conferences replaced the ten monitoring studies originally envisaged. In addition, an EGF Auditors' Seminar was planned for April 2011.

4.5.3. Irregularities reported or closed

There were no irregularities reported to the Commission under the EGF Regulation in 2010. There were no irregularities closed in 2010 under the EGF Regulation.

4.5.4. Winding-up of financial contributions from the EGF

Article 15(2) of the EGF Regulation stipulates the procedures for winding up EGF financial contributions. In 2010 the second series of EGF contributions since the establishment of the fund were wound up. These are the following six contributions:

Table 6 — Cases wound up in 2010

<i>(all amounts in EUR)</i>	EGF/2007/006 Piemonte / Italy	EGF/2007/010 Lisboa-Alentejo / Portugal	EGF/2008/002 Delphi / Spain	EGF/2008/003 Alytaus Tekstil / Lithuania	EGF/2008/004 Castilla Leon y Aragon / Spain	EGF/2009/002 Nokia / Germany
Date of application	10/08/2007	9/10/2007	6/02/2008	8/05/2008	29/12/2008	6/02/2009
Year of approval by the Budgetary Authority	2008	2008	2008	2008	2009	2009
Final Report due date	9/02/2009	8/04/2009	5/08/2009	7/11/2009	28/06/2010	5/08/2010
Date of winding up letter	13/01/2010	19/01/2010	27/08/2010	3/05/2010	6/12/2010	18/10/2010
EGF contribution granted (50 %)	7 798 750.00	2 425 675.00	10 471 778.00	298 994.00	2 694 300.00	5 553 850.00
Certified EGF share of actual expenditure (50 %) as stated in the Final Reports	1 250 078.56	458 045.00	10 319 648.00	296 384.72	1 926 059.98	5 135 646.19
Unspent funds to be reimbursed to the Commission	6 548 671.44	1 967 630.00	152 130.00	2 609.28	768 240.02	418 203.81

The total amount of unspent funds due to be reimbursed to the Commission for these six cases is **EUR 9 857 484.55**.

There are various reasons why Member States did not use all of the EGF contributions granted. While Member States are encouraged to make realistic budget estimates for the coordinated package of personalised services, not all resources requested may be needed during implementation of the measures. In some cases, the number of workers needing assistance may have been overestimated, some workers may prefer lower-cost measures to higher-cost measures, some may participate in a measure for a shorter period than anticipated because they have found new jobs, and others may not participate at all because they have opted for early retirement. Delays in starting up the measures may be another reason for lower spending. The budgeting of the measures and the forecasting of worker participation by Member States are expected to improve with experience, and Member States have already started to apply lessons learnt to subsequent applications. Furthermore, major efforts are being made to simplify the procedures for decision-making and the payment of EGF funds, so that the time and funds provided can be used optimally in future.

4.6. Technical assistance activities undertaken by the Commission

4.6.1. Information and publicity

Internet site

Article 9 of Regulation (EC) No 1927/2006 calls on the Commission to ‘set up an internet site, available in all Community languages, to provide information on the EGF, guidance on the submission of applications, as well as updated information on accepted and refused applications, highlighting the role of the budgetary authority’.

In line with the requirements of Article 9, the EGF internet site (<http://ec.europa.eu/egf>) set up by the Commission is available in all 23 EU languages, including Irish. The EGF website recorded 177 654 pages consulted by 80 208 visitors in 2010.

Promotional actions undertaken in 2010

In the first quarter of 2010, a leaflet was produced to highlight the main changes introduced by Regulation (EC) No 546/2009 amending Regulation (EC) No 1927/2006 establishing the European Globalisation Adjustment Fund. The leaflet was produced in 23 languages and is

available online on the EGF website. Printed copies in EN, FR and DE were distributed to the public employment offices and the general public.

4.6.2. Meetings with the national authorities and social partners

The fifth and sixth meetings of the Contact Persons of the European Globalisation Adjustment Fund, made up of representatives of the Member States, were held on 11 March 2010 in Brussels and on 29-30 September 2010 in Porto. Part of the Porto meeting was devoted to the preparation of the two reviews of the EGF Regulation which the Commission will be undertaking by the end of 2011 and 2013, respectively.

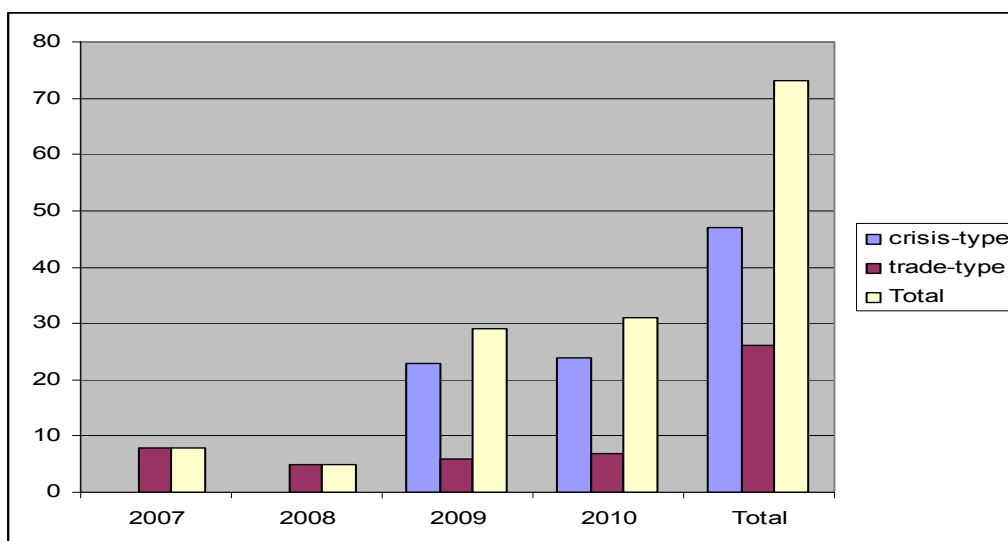
4.6.3. Mid-term evaluation of the EGF

The Commission undertook the preparatory work for the Fund's mid-term evaluation as required by Article 17(1)(a) of the EGF Regulation. The administrative procedures for contracting out the evaluation were almost completed by the end of 2010.

5. TRENDS

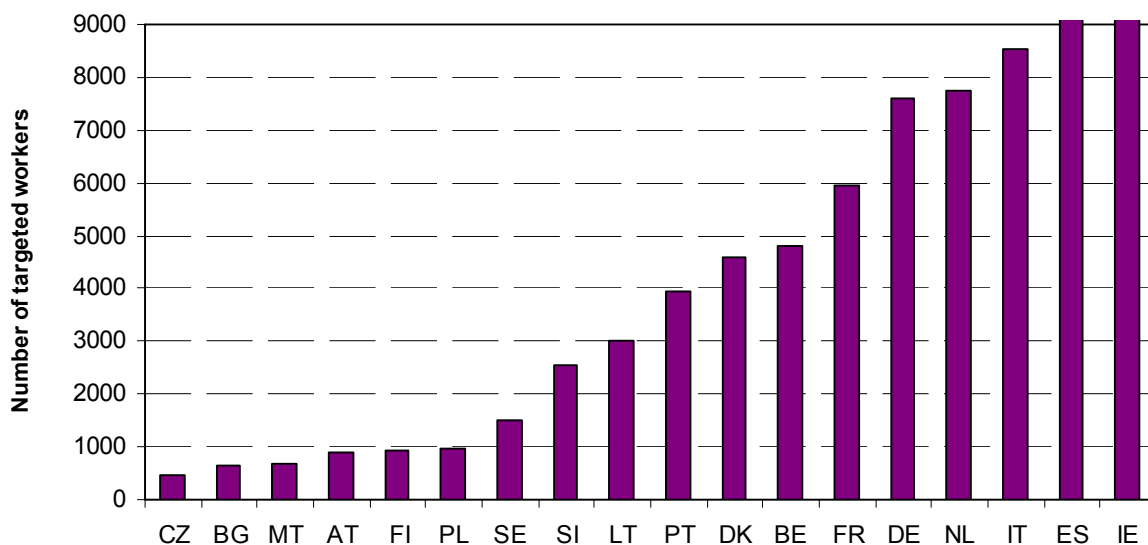
With the increasing number of EGF cases, more data are available to identify trends in applications and to gain an overview of the direction of the Fund's actions. The data contained in the graphs below and in Annex 1 relate to the 73 applications in 25 economic sectors received from January 2007 to December 2010.

Graph 1: Number of applications received from 2007 to 2010



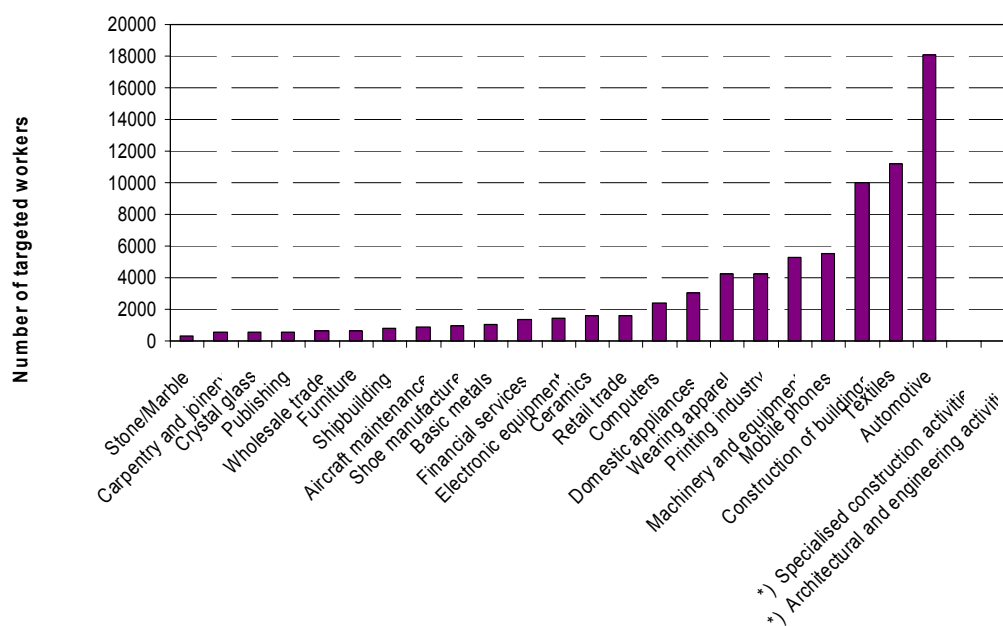
	2007	2008	2009	2010	Total
crisis-type	-----	-----	23	24	47
trade-type	8	5	6	7	26
Total	8	5	29	31	73
% of total	11.0%	6.8%	39.7%	42.5%	100.0%

Graph 2: Number of targeted workers per Member State



Ireland tops the list of Member States with more than 12 600 workers targeted for assistance, followed by Spain with more than 9 600 workers, while the Czech Republic and Bulgaria have targeted roughly 450 and 650 workers.

Graph 3: Number of targeted workers per sector

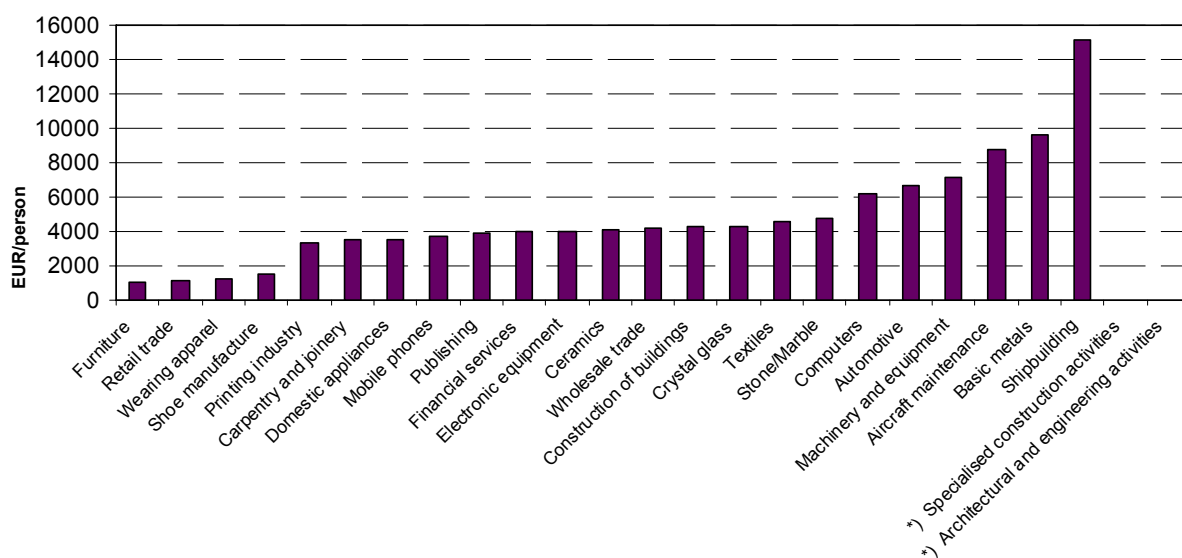


*) as per 31/12/2010 the two marked cases are included in 'Construction of buildings' (NACE division 41).

The sectors concerned are first and foremost the automotive sector, with more than 18 000 workers targeted, followed by textiles (more than 11 000 targeted workers) and the building construction sector (slightly more than 10 000 targeted workers)¹².

¹² For a more detailed breakdown, see Annex 1.

Graph 4: Average EGF amount per targeted worker by sector



*) as per 31/12/2010 the two marked cases are included in 'Construction of buildings' (NACE division 41).

Graph 4 illustrates the average EGF support per worker in the various sectors. Workers in the 'shipbuilding' sector have received the highest average amount of EGF support (slightly more than EUR 15 000 per worker), followed by the 'basic metals' sector (almost EUR 9 700 per worker), the 'aircraft maintenance' sector (more than EUR 8 700 per worker) and 'machinery and equipment' (more than EUR 7 000 per worker). The sectors 'furniture', 'retail trade' and 'wearing apparel' have the lowest average amounts (around EUR 1 000 per worker).

6. CONCLUSION

The trends available so far show that EGF applications are being presented in a growing number of sectors, and by an increasing number of Member States. Member States are furthermore gaining experience in selecting the most suitable measures, programming their assistance to redundant workers, and making use of the EGF to test new approaches. Developing the full potential of the EGF, in complementarity with other available instruments and in consultation with the major stakeholders, will increasingly help redundant workers in a tailor-made and personalised manner, thereby improving their opportunities on the labour market.

Annex 1

EGF applications by classification of economic activities as of 31.12.2010
total number of applications: 73 *)

Automotive (NACE: Manufacture of motor vehicles, trailers and semi-trailers, division 29)		
No	MS	Case
EGF/2007/001	FR	Peugeot
EGF/2007/010	PT	Lisboa-Alentejo
EGF/2008/002	ES	Delphi
EGF/2008/004	ES	Castilla Leon
EGF/2009/007	SE	Volvo
EGF/2009/009	AT	Steiermark
EGF/2009/013	DE	Karmann
EGF/2009/019	FR	Renault
EGF/2010/002	ES	Cataluña
EGF/2010/004	PL	Wielkopolskie
EGF/2010/015	FR	Peugeot
EGF/2010/023	ES	Lear
EGF/2010/031	BE	General Motors Belgium
Textiles (NACE: Manufacture of textiles, division 13)		
No	MS	Case
EGF/2007/005	IT	Sardegna
EGF/2007/006	IT	Piemonte
EGF/2007/007	IT	Lombardia
EGF/2008/001	IT	Toscana
EGF/2008/003	LT	Alytaus tekstilė
EGF/2008/005	ES	Catalonia
EGF/2009/001	PT	North/Centre
EGF/2009/004	BE	Oost-West Vlaanderen
EGF/2009/005	BE	Limburg
EGF/2010/009	ES	Valencia
Wearing apparel (NACE: Manufacture of wearing apparel, division 14)		
No	MS	Case
EGF/2007/008	MT	Textiles
EGF/2009/018	LT	Wearing apparel
EGF/2010/003	ES	Galicia
EGF/2010/014	SI	Mura
Printing industry (NACE: Printing and reproduction of recorded media, division 18)		
No	MS	Case
EGF/2009/026	NL	Noord Holland and Utrecht
EGF/2009/027	NL	Noord Brabant and Zuid Holland
EGF/2009/028	NL	Limburg
EGF/2009/029	NL	Gelderland and Overijssel
EGF/2009/030	NL	Drenthe
EGF/2010/027	NL	N Brabant Div 18
EGF/2010/028	NL	Overijssel Div 18
EGF/2010/029	NL	Z Holland/Utrecht Div 18
EGF/2010/030	NL	N Holland/Flevoland Div 18
Machinery and equipment (NACE: Manufacture of machinery and equipment n.e.c., division 28)		
No	MS	Case
EGF/2009/015	DK	Danfoss Group
EGF/2009/031	DK	Linak

EGF/2010/001	DK	Nordjylland
EGF/2010/006	PL	H.Cegielski-Poznań
EGF/2010/013	PL	Podkarpackie
EGF/2010/017	DK	Midtjylland machinery
EGF/2010/018	DE	Heidelberger Druckmaschinen
EGF/2010/022	DK	LM Glasfiber
Electronic equipment (NACE: Manufacture of computer, electronic and optical products, division 26)		
No	MS	Case
EGF/2009/023	PT	Qimonda
EGF/2010/008	AT	AT&S
EGF/2010/011	NL	NXP Semiconductors
Mobile phones (NACE: Manufacture of computer, electronic and optical products, division 26)		
No	MS	Case
EGF/2007/003	DE	BenQ
EGF/2007/004	FI	Perlos
EGF/2009/002	DE	Nokia
Construction of buildings (NACE: Construction of buildings, division 41)		
No	MS	Case
EGF/2009/011	NL	Heijmans
EGF/2009/017	LT	Construction
EGF/2010/019	IE	Construction 41
Specialised construction activities (NACE: Specialised construction activities, division 43)		
No	MS	Case
EGF/2010/020	IE	Construction 43
Architectural and engineering activities (NACE: Architectural and engineering activities; technical testing and analysis, division 71)		
No	MS	Case
EGF/2010/021	IE	Construction 71
Basic metals (NACE: Manufacture of basic metals, division 24)		
No	MS	Case
EGF/2009/022	BG	Kremikovtsi AD (<i>not eligible</i>)
EGF/2010/007	AT	Steiermark-Niederösterreich
Domestic appliances (NACE: Manufacture of electrical equipment, division 27)		
No	MS	Case
EGF/2009/006	IT	Gruppo Merloni
EGF/2009/010	LT	AB Snaige
Retail trade (NACE: Retail trade, except of motor vehicles and motorcycles, division 47)		
No	MS	Case
EGF/2010/010	CZ	Unilever
EGF/2010/016	ES	Aragon
Computers (NACE: Manufacture of computer, electronic and optical products, division 26)		
No	MS	Case
EGF/2009/008	IE	Dell
Wholesale trade (NACE: Wholesale trade, division 46)		
No	MS	Case
EGF/2010/012	NL	Noord Holland ICT
Aircraft maintenance (NACE: Repair and installation of machinery and equipment, division 33)		
No	MS	Case
EGF/2009/021	IE	SR Technics
Publishing (NACE: Publishing activities, division 58)		
No	MS	Case
EGF/2009/024	NL	Noord Holland and Zuid Holland

Furniture (NACE: Manufacture of furniture, division 31)		
No	MS	Case
EGF/2009/016	LT	Furniture
Crystal glass (NACE: Manufacture of other non-metallic mineral products, division 23)		
No	MS	Case
EGF/2009/012	IE	Waterford Crystal
Stone/Marble (NACE: Manufacture of other non-metallic mineral products, division 23)		
No	MS	Case
EGF/2010/005	ES	Valencia
Ceramics (NACE: Manufacture of other non-metallic mineral products, division 23)		
No	MS	Case
EGF/2009/014	ES	Valencia
Carpentry and joinery (NACE: Manufacture of wood and product of wood and cork, except furniture, division 16)		
No	MS	Case
EGF/2009/020	ES	Castilla La Mancha
Financial services (NACE: Financial service activities, except insurance and pension funding, division 64)		
No	MS	Case
EGF/2010/024	NL	ABN Amrobank
Shipbuilding (NACE: Manufacture of other transport equipment, division 30)		
No	MS	Case
EGF/2010/025	DK	Odense Steel Shipyard
Shoe manufacture (NACE: Manufacture of leather and related products, division 15)		
No	MS	Case
EGF/2010/026	PT	Rohde
<p>*) the following four cases have been withdrawn by the Member States (as at 31/12/2010) and are not included in the list or in the statistics:</p> <p>EGF/2007/002 FR Renault</p> <p>EGF/2007/009 ES Delphi</p> <p>EGF/2009/003 AT Magna Steyr</p> <p>EGF/2009/025 NL Noord Brabant</p>		