



Council of the
European Union

Brussels, 14 April 2016
(OR. en)

7935/16

SIRIS 68
COMIX 289

NOTE

From: eu-LISA
To: Delegations
Subject: SIS II - 2015 Statistics

Delegations will find attached the SIS II statistics for 2015.

Protection level **PUBLIC**

SIS II – 2015 Statistics

March 2016

This report has been produced pursuant to Article 50(3) of Regulation (EC) No 1987/2006 and Article 66(3) of Council Decision 2007/533/JHA with the purpose of publishing statistics on SIS II.
This report is public. Reproduction is authorised, except for commercial purposes, provided that the source is acknowledged.

Table of Contents

Introduction	5
1. Explanatory note	6
1.1 Content	6
1.2 Methodology	7
2. SIS II Statistics	8
2.1 Accesses to SIS II per Member State	8
2.2 Number of alerts in SISII.....	10
2.3 Number of hits	13
3. Conclusion	14

Introduction

Pursuant to Article 50(3) of Regulation (EC) No 1987/2006 of the European Parliament and of the Council¹ (hereafter referred to as the "SIS II Regulation") and parallel provision in Article 66(3) of Council Decision 2007/533/JHA² (hereafter referred to as the "SIS II Decision"), each year the Management Authority shall publish statistics on:

- the number of records per category of alert,
- the number of hits per category of alert,
- how many times SIS II was accessed, in total and for each Member State³.

Article 3(a) of Regulation (EU) No 1077/2011⁴ establishing a European Agency for the operational management of large-scale IT systems in the area of freedom, security and justice (hereafter referred to as the "Agency") states that in relation to SIS II, the Agency shall perform the tasks conferred on the Management Authority by Regulation (EC) No 1987/2006 and Decision 2007/533/JHA.

This document provides the above-mentioned statistics from 01 January until 31 December 2015. The data presented in this document is a collection of data received from Member States connected to SIS II together with data available from the Central SIS II.

Previous year collections of statistics and revised versions are available on the eu-LISA website⁵.

¹ Regulation (EC) No 1987/2006 of the European Parliament and of the Council on the establishment, operation and use of the second generation Schengen Information System (SIS II), OJ L 381, 28.12.2006, p.4.

² Council Decision 2007/533/JHA on the establishment, operation and use of the second generation Schengen Information System (SIS II), OJ L 205, 7.8.2007, p.63.

³ Under the term "Member States" the current document refers to the Member States of the EU and Associated Countries which are bound under Union law by the legislative instruments governing SIS II, if not further explained. Member States of the EU currently connected to SIS II are: Austria, Belgium, Bulgaria, Czech Republic, Denmark, Estonia, Finland, France, Germany, Greece, Hungary, Italy, Latvia, Lithuania, Luxembourg, Malta, the Netherlands, Poland, Portugal, Romania, Slovakia, Slovenia, Spain, Sweden and the United Kingdom. Associated Countries connected to SIS II are: Iceland, Liechtenstein, Norway and Switzerland.

⁴ OJ L 286, 01.11.2011, p.1.

⁵ http://www.eulisa.europa.eu/Publications/p_reports/Pages/default.aspx

1. Explanatory note

1.1 Content

1.1.1 Accesses to SIS II

Access to SIS II shall only be authorised within the limit of competences of the national authorities⁶ referred to in Article 27 of the SIS II Regulation and Article 40 of the SIS II Decision.

Accesses to SIS II entail both:

- any query, regardless of whether a hit is made or not and whether the Central System or a national copy of the SIS II database is queried;
- any transaction intended to create/update/delete (CUD) an alert.

Every access is counted, even if an access resulted in an error and an error message was returned from the system (e.g. if the operator commits an error).

Member States without a national copy, and therefore querying only the Central System, are Denmark, Finland, Liechtenstein, Norway and Slovenia. In addition, there is a group of Member States that have a national copy but subscribe, for certain types of queries, to use the services of the Central System. In 2015, Member States using this type of service and thus using partially the Central System for queries were Austria, Czech Republic, Greece, Hungary, Iceland, Luxembourg, the Netherlands, Poland, Romania, Slovakia, Sweden and Switzerland.

1.1.2 Number of records per category of alert

SIS II shall contain only those categories of alerts that are entered by each of the Member States as required for the purposes laid down in Articles 26, 32, 34, 36 and 38 of the SIS II Decision and Article 24 of the SIS II Regulation.

Alerts may relate to:

- Persons in relation to whom an alert has been entered;
- Objects referred to in Articles 36 and 38 of the SIS II Decision (vehicles, aircraft, banknotes, blank official documents, boats, boat engines, containers, firearms, industrial equipment, issued documents, vehicle licence plates, securities and means of payment, vehicle registration documents).

In SIS II an *alert* represents a set of data entered into the system that allows competent authorities to identify a person or an object with a view to taking specific action.

⁶ OJ C 208, 24.06.2015.

1.1.3 Alerts on persons by article

In SIS II alerts on persons can be issued for the purposes of identifying the following people:

- Persons subject to arrest for surrender or extradition pursuant to Article 26 of the SIS II Decision;
- Third country nationals to be refused entry into or stay within the Schengen Area pursuant to Article 24 of the SIS II Regulation;
- Missing persons (adults and minors) pursuant to Article 32 of the SIS II Decision;
- Persons to assist with a judicial procedure pursuant to Article 34 of the SIS II Decision;
- Persons for discreet or specific checks pursuant to Article 36 of the SIS II Decision.

1.1.4 Number of hits

As per the SIRENE Manual⁷ a hit occurs in SIS II when all of the following criteria are met:

- a search is conducted by a user;
- the search reveals a foreign alert (alert issued by a Member State other than the one undertaking the search) in SIS II;
- data concerning the alert in SIS II matches the search data;
- further actions are requested as a result of the hit.

1.2 Methodology

This document was prepared on the basis of data provided by:

- the Central System SIS II reports:
 - Accesses to SIS II - CUDs⁸;
 - Number of alerts in SIS II;
 - Number of records per category of data;
 - Alerts on persons ;
- by each Member State connected to the Central System SIS II:
 - Accesses to SIS II - queries;
 - Number of hits.

The data refers to the reporting period 01 January till 31 December 2015. It shall be noted that following the Council Implementing Decision (EU) 2015/215⁹, the UK was integrated in SIS II as of 13 April 2015.

The authorities of Ireland, Cyprus and Croatia are currently preparing for technical connection to SIS II.

Europol¹⁰ and Eurojust¹¹ have the right, within their respective mandates, to access and search directly data in SIS II. However, the statistics on the accesses to SIS II of the above-mentioned agencies are not in the scope of this document, as the document shall cover only accesses by Member States.

⁷ OJ L44, 18.2.2015.

⁸ Create/Update/Delete/Change expire date transactions.

⁹ OJ L36, 12.2.2015.

¹⁰ Article 41 SIS II Decision.

¹¹ Article 42 SIS II Decision.

2. SIS II Statistics

2.1 Accesses to SIS II per Member State

In the reporting period 01 January 2015 – 31 December 2015, SIS II was accessed a total of **2,908,184,143** times by all Member States as per the data reported. No distinction is made between accesses to SIS II achieved through the Central SIS II or through a national copy of the Central SIS II.

Country	Queries		Total queries (manual + automated)	CUDs	Total accesses (queries + CUDs)
	Manual processes	Automated processes			
AT			70,768,401	204,738	70,973,139
BE	12,228,666		12,228,666	1,128,644	13,357,310
BG	2,852,041	67,793,862	70,645,903	493,805	71,139,708
CZ	25,347,568	60,039,653	85,387,221	1,318,104	86,705,325
DK	5,657,049	0	5,657,049	138,284	5,795,333
EE	29,469,402	53,490,892	82,960,294	83,884	83,044,178
FI	35,936,904	6,485,404	42,422,308	44,761	42,467,069
FR ¹²	306,087,489	245,869,793	551,957,282	3,716,984	555,674,266
DE			390,663,248	3,144,070	393,807,318
EL	31,819,131	3,222,288	35,041,419	391,399	35,432,818
HU	76,494,905		76,494,905	323,071	76,817,976
IS	1,897,561	70,720	1,968,281	7,399	1,975,680
IT	64,767,654		64,767,654	4,567,147	69,334,801
LV	21,629,592		21,629,592	26,103	21,655,695
LI	298,121	95,209	393,330	1,731	395,061
LT	26,488,236		26,488,236	116,077	26,604,313
LU	723,624	415,030	1,138,654	8,644	1,147,298
MT	3,839,929		3,839,929	24,603	3,864,532
NL	63,262,234	12,542,020	75,804,254	545,872	76,350,126
NO	21,593,806		21,593,806	136,533	21,730,339
PL	247,008,125		247,008,125	716,260	247,724,385
PT	31,658,444		31,658,444	64,883	31,723,327
RO	149,002,054		149,002,054	255,510	149,257,564
SK	3,369,815	1,645,248	5,015,063	304,431	5,319,494
SI	37,165,444		37,165,444	74,430	37,239,874
ES			396,395,160	2,026,334	398,421,494
SE	14,355,228		14,355,228	206,408	14,561,636
CH			112,483,493	176,705	112,660,198
UK ¹³	58,226,153	194,269,230	252,495,383	508,503	253,003,886
MS TOTAL	1,271,179,175	645,939,349	2,887,428,826	20,755,317	2,908,184,143

Figure 1: 2015 accesses to SIS II per Member State

Figure 1 shows the number of accesses, in the reporting period, in total and with a breakdown per Member State.

¹² During the draft of the current report, France provided amended data for queries performed in 2014. The total number of queries performed by France in 2014 was 362,897,900 and not 145,250,580 as reported in last year report. The increase observed in 2015 in the usage of the system by France, in comparison with activities from 2014, is due to a growth in the usage of the system but also to the fact that automated queries (ANPR system) performed by Customs authorities were reported for 2015 (which was not the case in 2014).

¹³ Data refers as from the date of the UK connection to SIS II on 13.04.2015. The majority of automatic queries against SISII data were initiated by border authorities. Due to some limitations in the data collection, the figures should be considered as indicative and for guidance only.

SIS II can be queried manually, when there is a human intervention¹⁴, or via automated processes¹⁵. Germany, Spain, Romania and Switzerland reported using automatic systems for querying SIS II but it was not possible for them to separate the number of manual accesses from the automated ones.

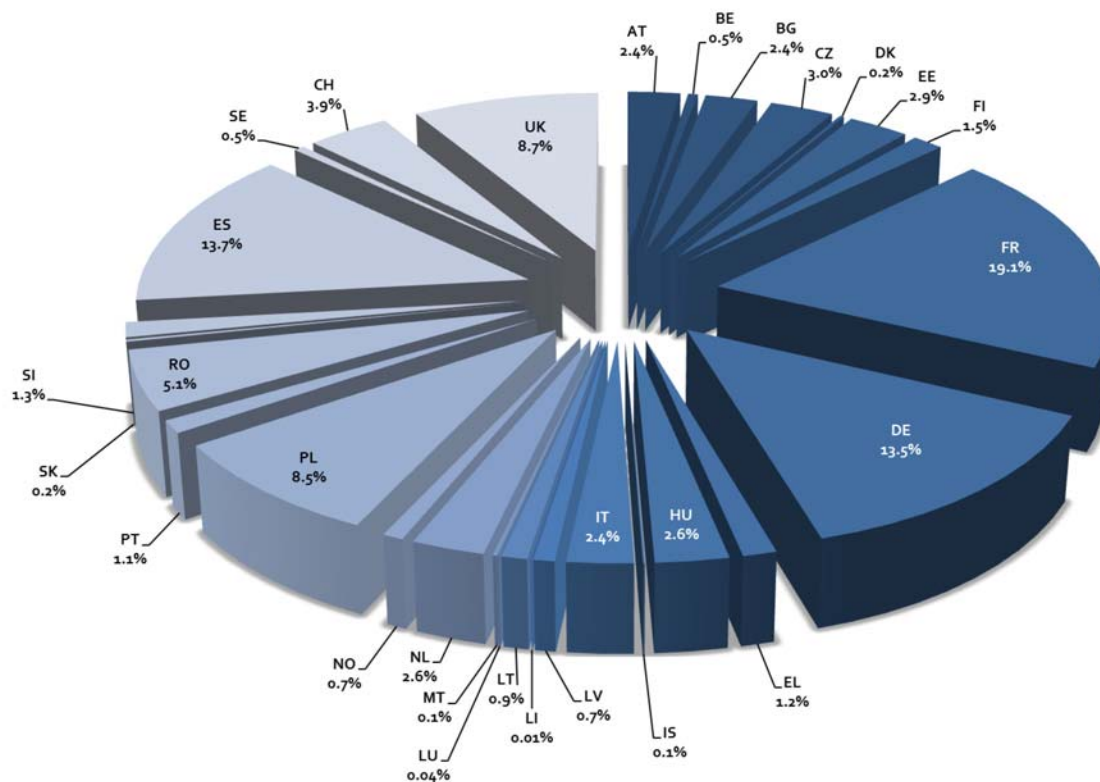


Figure 2: 2015 accesses to SIS II per Member State

With 19.1% of the reported total accesses, France is the Member State which accessed most frequently SIS II in 2015 followed by Spain (with 13.7%) and Germany (with 13.5% of total accesses).

¹⁴ This covers checks by staff using radios, telephones, computer terminals, document scanners and all other forms of "traditional check" where a user makes the decision to carry out a check.

¹⁵ This covers queries carried out by automatic number plate recognition systems (ANPR) or other forms of automated bulk queries. These systems are relevant for alerts under Articles 36 and 38 SIS II Decision.

2.2 Number of alerts in SISII

On 31 December 2015 there were in total **63,481,889** alerts in SIS II.

2.2.1 Volume and distribution

Figure 3 below shows the breakdown of the content of the SIS II database per Member State and per category of data as of 31 December 2015.

MS	Total per MS	Person	Vehicle	Aircraft	Banknote	Blank document	Boat	Boat engine	Container	Firearm	Industrial equip.	Issued document	Licence plate	Security	Vehicle reg. doc.
AT	429,649	20,154	28,456	0	280	2,306	21	177	6	4,647	172	343,715	28,404	985	326
BE	3,625,921	15,591	53,140	0	4,702	17,537	33	76	2	40,592	362	3,036,905	247,045	5	209,931
BG	1,264,043	1,507	28,079	0	0	0	3	3	0	116	119	943,232	140,946	0	147,038
CZ	2,898,443	13,600	84,172	0	5	3,560	7	16	0	17,522	3,318	1,765,276	124,293	486	826,188
DK	745,046	4,370	30,589	0	6	1,536	1,073	5,576	0	4,934	5,457	689,819	1,686	0	0
EE	440,909	1,437	2,114	0	0	0	9	4	0	164	1	437,166	13	0	1
FI	163,191	2,335	5,441	0	0	109	41	370	0	6,669	10	147,322	875	0	19
FR	6,535,418	107,886	399,156	6	36,375	16,812	582	928	131	40,270	6,970	4,743,503	17,139	1,025,702	139,958
DE	9,522,490	62,685	281,656	5	193,660	328,689	1,320	7,887	69	165,175	48,714	7,065,996	817,324	328,648	220,662
EL	1,091,978	44,545	196,595	0	28,334	118,495	549	1,373	0	16,745	0	504,298	180,825	5	214
HU	815,735	23,016	29,607	0	75	405	6	23	0	504	6	711,269	31,789	100	18,935
IS	17,009	49	0	0	0	164	0	0	0	6	0	16,790	0	0	0
IT	18,323,322	247,665	1,122,923	0	4,401	592,755	441	4,5	1	63,131	126	12,798,449	660,743	1,768,638	1,064,004
LV	84,382	1,330	2,405	0	0	0	3	6	0	12	30	78,838	1,385	1	372
LI	4,563	243	37	0	0	1	0	0	0	17	23	4,046	149	41	6
LT	1,325,224	3,620	28,313	0	19	35	35	10	1	3,430	21	902,055	307,876	1	79,808
LU	27,467	1,566	1,290	0	30	4,897	2	0	0	144	119	18,831	147	265	176
MT	116,660	1,783	1,077	0	1	4	22	39	0	221	0	112,549	54	1	909
NL	4,194,668	22,205	90,133	0	70	1,945	208	223	8	1,839	755	4,077,013	215	2	52
NO	299,910	18,170	8,574	0	97	281	411	1,568	1	1,785	24	243,952	24,290	0	757
PL	1,675,208	23,153	154,542	0	1,064	1,573	440	359	19	22,442	2,245	1,191,860	114,541	299	162,671
PT	207,858	21,483	61,033	0	2	1,727	9	92	1	8,086	5	115,288	1	130	1
RO	1,360,428	7,624	7,329	0	16	35	0	1	0	543	0	1,185,173	0	0	159,707
SK	1,039,077	7,550	25,576	0	200	318	11	13	15	4,776	30	956,572	44,005	0	11
SI	242,321	1,022	7,734	0	255	1,566	44	127	2	829	3	188,290	40,650	0	1,799
ES	5,615,090	68,260	660,225	3	588	12,694	637	0	4	53,687	4,580	4,810,837	1,278	153	2,144
SE	309,446	13,486	32,872	4	99	21	513	0	6	21,290	0	240,562	579	14	0
CH	1,110,269	36,249	24,557	1	1,614	104	120	727	0	6,239	7,657	1,032,939	0	62	0
UK	59,164	20,734	34,093	0	0	0	69	172	36	382	3,677	1	0	0	0
TOTAL	63,481,889	793,318	3,401,718	19	271,893	1,107,569	6,609	19,815	302	486,197	84,424	48,362,546	2,786,252	3,125,538	3,035,689

Figure 3: Volume and distribution of alerts in 2015, breakdown per Member State

Italy - with more than 18 million alerts - is the Member State which owns the biggest amount of records representing almost 29% of the total amount of alerts, followed by Germany with 9.5 million (15% of the total) and France with 6.5 million (10.3% of the total).

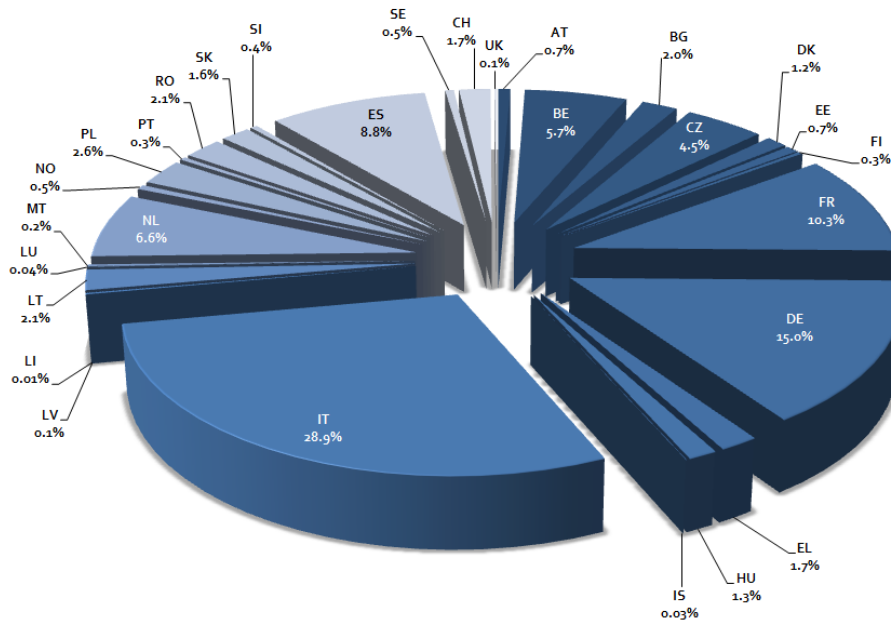


Figure 4: Volume of alerts per Member State

In 2015 alerts on persons represented 1.25% of the total alerts in SIS II. Alerts concerning issued documents such as passports, identity cards, driving licenses, residence permits and travel documents which have been stolen, misappropriated, lost or invalidated are most prominent in the database, making for more than 76% of the total.

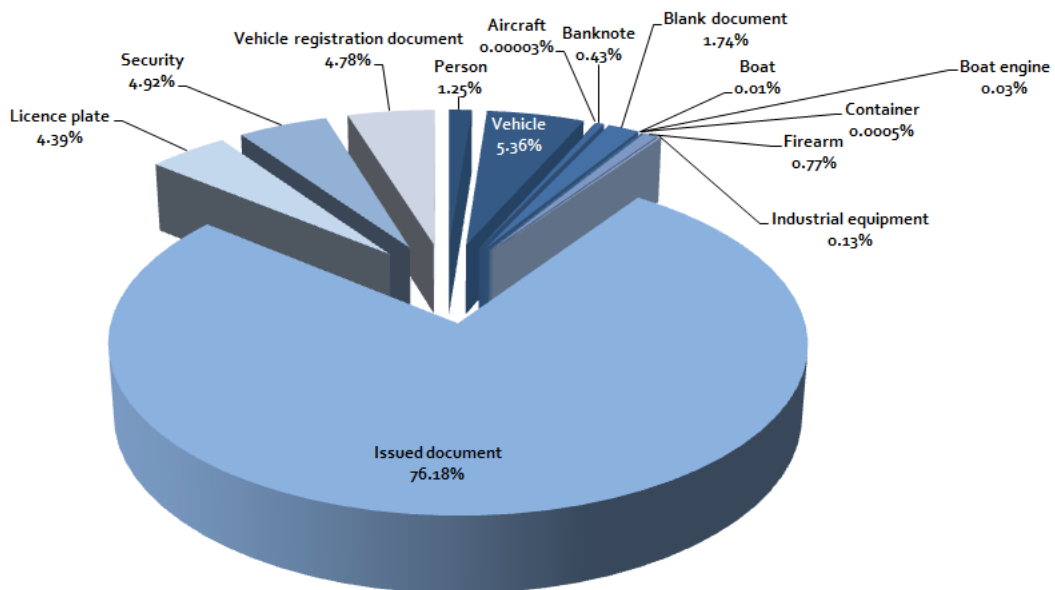


Figure 5: Distribution of alerts per category in SIS II in 2015

2.2.2 Volume and distribution of alerts on persons

There were 793,318 alerts related to persons in the SIS II dataset at the end of 2015, divided as shown below in figure 6:

Alerts on persons	
Alert for the purpose of arrest for surrender or extradition - Art 26 SIS II Dec	34,593
Third country nationals to be refused entry or stay into the Schengen Area - Art 24 SIS II Reg	492,655
Missing person (Adults) - Art 32 SIS II Dec	31,641
Missing person (Minors) - Art 32 SIS II Dec	55,989
Person to assist with a judicial procedure - Art 34 SIS II Dec	108,965
Person for discreet or specific check - Art 36 SIS II Dec	69,475
TOTAL	793,318

Figure 6: Alerts on persons

Over 62% of the alerts on persons stored until the end of 2015 were pursuant to Article 24 of the SIS II Regulation (i.e. to refuse entry into or stay within the Schengen area), representing the biggest category of alerts on persons.

A total of 87,630 alerts related to missing persons (adults and minors) represent 11% of the total amount of records on persons available in the system at the end of 2015.

Figure 7 shows the distribution of the 793,318 alerts on persons stored in SIS II until 31 December 2015.

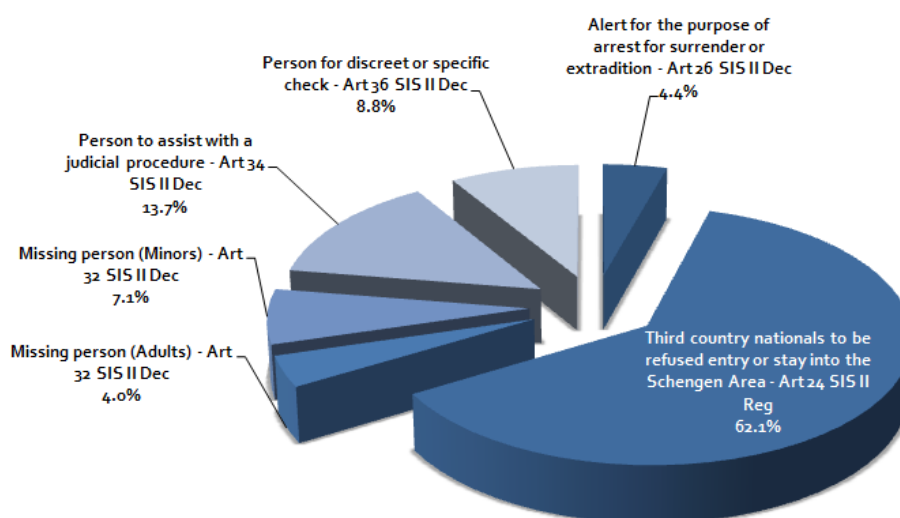


Figure 7: Alerts on persons

2.3 Number of hits

In 2015¹⁶, a total of **156,447** hits were reported on foreign alerts (on alerts issued by another country) as shown in figure 8.

Hits repartition		
Art 26 SIS II Dec		11,156
Art 24 SIS II Reg		30,501
Art 32 SIS II Dec		5,713
Art 34 SIS II Dec		34,511
Art 36 SIS II Dec		34,313
	vehicles, trailers, caravans	15,288
	boats	19
	aircraft	0
	industrial equipment	197
	boat engines	75
Art 38	containers	0
SIS II	firearms	296
Dec	blank docs	1,533
	vehicle registration certificates	1,378
	number plates	2,729
	issued docs	18,558
	banknotes	153
	securities and means of payment	27
TOTAL		156,447

Figure 8: Volume and breakdown per article of hits in 2015

The highest number of hits was triggered by alerts pursuant to Article 38 SIS II Decision (objects for seizure or use as evidence in criminal proceedings).

¹⁶ The total number of hits reported for 2014 in the report of last year (in the revised version of *SIS II – 2014 Statistics* published in October 2015) was reviewed during the drafting of this report due to revised data provided by one Member State. Therefore the total number of hits reported for 2014, by all Member States together was 129,136 (and not 128,598 as reported in the last report).

3. Conclusion

In 2015 SIS II was accessed 2,908,184,143 times in total by all Member States.

A total of 63,481,889 alerts were recorded in the system on 31 December 2015. The biggest category of alerts was related to issued documents, representing over 76% of the total amount. Alerts on persons represented 1.25% of the total number of alerts but triggered over 70% of the total hits generated in 2015.

The usage of SIS II in Member States depends on the implementation of the system at national level, on how business processes and workflows are defined as well as on technical implementation, on the demographic, geographical and economic situation, the number of border crossing points (air, sea and land borders) and as well as on the length of the external land borders. Comparisons among countries should not be based on numerical data alone but taking into account other factors.

© European Agency for the operational management of large-scale IT systems in the area of freedom, security and justice, 2016

ISBN 978-92-95208-06-3

ISSN 2467-0766

doi: 10.2857/89091

SIS II

The Schengen Information System - SIS II - allows information exchange between national border controls, customs and police authorities, ensuring that the free movement of people within the EU can take place in a safe environment. The EU Member States currently connected to SIS II are Austria, Belgium, Bulgaria, Czech Republic, Denmark, Estonia, Finland, France, Germany, Greece, Hungary, Italy, Latvia, Lithuania, Luxembourg, Malta, the Netherlands, Poland, Portugal, Romania, Slovakia, Slovenia, Spain, Sweden and the UK (connected as of 13 April 2015). Associated Countries connected to SIS II are Iceland, Norway, Switzerland and Liechtenstein. The authorities of Ireland, Cyprus and Croatia are currently preparing for their technical connection to SIS II

eu-LISA's role

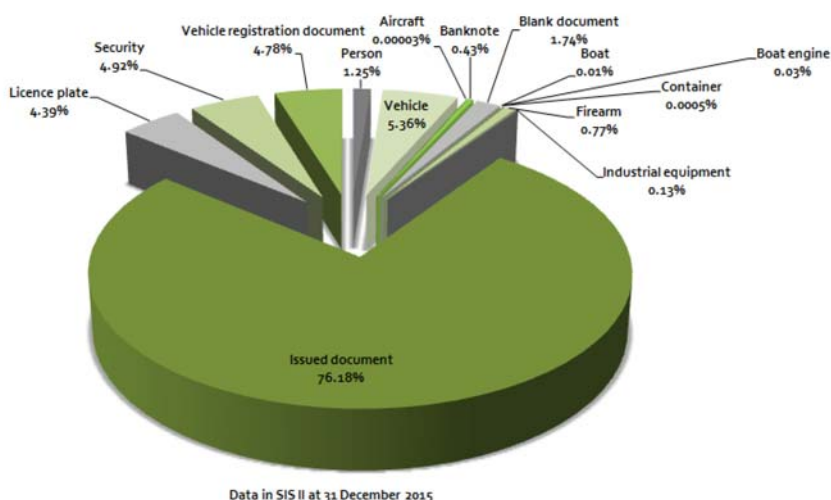
eu-LISA provides 24/7 operational management for SIS II and is required to publish annual statistics according to Article 66(3) of the SIS II Decision 2007/533/JHA and Article 50(3) of the SIS II Regulation (EC) No 1986/2006, as well as the Agency's founding Regulation, Article 12(1)(w) of Regulation (EU) No 1077/2011.

2015 statistics

The data presented is a collection of statistical data received from Member States and Associated Countries together with data available from the Central SIS II.

In the reporting period 01 January – 31 December 2015, SIS II was accessed a total of **2,908,184,143** times by Member States and Associated Countries.

On 31 December 2015 SIS II contained **63,481,889** alerts, the largest category being *Issued document*. The alerts on persons were **793,318**.



A total of **156,447** hits were registered in the reporting period. More than **70%** of them were triggered by alerts on persons.

About eu-LISA

eu-LISA is the European agency responsible for the operational management of the Schengen Information System (SIS II), the Visa Information System (VIS) and EURODAC. The agency operates IT systems that are the most important existing tools for managing EU borders and helping to make free and safe movement of people in the EU a reality. The headquarters of eu-LISA are in Tallinn (Estonia), the operational management is carried out in Strasbourg (France) and a backup site is located in Sankt Johann im Pongau (Austria). www.eulisa.europa.eu

* This document is provided purely for information purposes, it highlights key points of accompanying report on "SIS II - 2015 statistics".