



Council of the  
European Union

152921/EU XXV. GP  
Eingelangt am 30/08/17

Brussels, 30 August 2017  
(OR. en)

11786/17

DEVGEN 189  
ACP 94  
RELEX 712  
ONU 111  
SOC 555  
COHAFA 65  
COHOM 97

#### COVER NOTE

---

From: Secretary-General of the European Commission,  
signed by Mr Jordi AYET PUIGARNAU, Director

date of receipt: 29 August 2017

To: Mr Jeppe TRANHOLM-MIKKELSEN, Secretary-General of the Council of  
the European Union

---

No. Cion doc.: SWD(2017) 288 final

---

Subject: JOINT STAFF WORKING DOCUMENT EU  
Gender Action Plan II "Gender Equality and Women's Empowerment:  
Transforming the Lives of Girls and Women through EU External Relations  
2016-2020"  
Annual Implementation Report 2016

---

Delegations will find attached document SWD(2017) 288 final.

---

Encl.: SWD(2017) 288 final

---

11786/17

YML/ik

DG C 1

EN



HIGH REPRESENTATIVE  
OF THE UNION FOR  
FOREIGN AFFAIRS AND  
SECURITY POLICY

Brussels, 29.8.2017  
SWD(2017) 288 final

**JOINT STAFF WORKING DOCUMENT**

**EU Gender Action Plan II**

**"Gender Equality and Women's Empowerment: Transforming the Lives of Girls and Women through EU External Relations 2016-2020"**

**Annual Implementation Report 2016**

## Table of Contents

Table of Contents.....	i
List of Boxes, Tables, Charts and Annexes.....	ii
Key progress achieved during the first year of the implementation of the Gender Action Plan II 2016-2020 (GAP II) .....	iii
Acronyms.....	v
1. Introduction to the implementation progress of the Gender Action Plan II 2016 – 2020 (GAP II) ....	1
2. Overview of progress to date .....	4
2.1. Progress on institutional culture shift in the European Union External Relations.....	5
2.2. Progress on thematic priorities and objectives.....	9
3. EU Actors Progress.....	11
3.1. EU Delegations (EUD) .....	11
3.2. European External Action Service (EEAS).....	19
3.3. European Commission services in charge of external relations .....	22
3.3.1. In the frame of Fragile and Post-conflict situations' management.....	22
3.3.2. In the frame of International Cooperation and Development.....	25
3.3.3. In the framework of Humanitarian Aid and Civil Protection.....	30
3.3.4. In the framework of Neighbourhood Policy and Enlargement Negotiations .....	32
3.4. EU Member States – at Capitals' level.....	34
4. Advancing Sexual and Reproductive Health and Rights (SRHR) through the GAP II.....	37
5. Conclusions and the way forward .....	40
5.1. How to improve the GAP implementation .....	41
5.1.1. Senior managers role in HQ and partner country level.....	41
5.1.2. At operational level, both in HQ and EUD .....	42
5.1.3. Progress in the institutional culture shift.....	44
5.1.4. On the Reporting exercise .....	44
Annex 1: Summary tables on Institutional Cultural Shift (to be read in relation with the GAP II indicators' table) .....	46

<b>Annex 2: Summary tables on Thematic Objectives .....</b>	<b>71</b>
<b>Annex 3: Official Development Assistance (ODA) Commitment and Disbursement for Gender Equality and Women's Empowerment in 2016 .....</b>	<b>102</b>
<b>Annex 4: Sexual Reproductive Health and Rights in EU Development Cooperation.....</b>	<b>109</b>
<b>1. Some global facts and figures.....</b>	<b>109</b>
<b>2. Advancing Sexual and Reproductive Health and Rights through the EU external relations .....</b>	<b>110</b>
<b>3. The EU financial investment on SRHR.....</b>	<b>111</b>
<b>4. The EU thematic and geographic support to SRHR .....</b>	<b>114</b>
<b>5. Advancing SRHR through GAP II .....</b>	<b>116</b>
<b>6. Some results and good practices on SRHR .....</b>	<b>119</b>

## List of Boxes, Tables, Charts and Annexes

**Box 1:** The GAP II Four Pivotal Areas

**Box 2.** GAP II Objectives

**Box 3.** EUD thematic priorities (in percentage)

**Box 5.** Focus of EEAS/FPI thematic Objectives

**Box 6.** Minimum Standards on GAP II implementation assessment criteria

**Box 7.** New Actions in 2016 under Gender Marker 0

**Box 8.** Statistics regarding choice by the EUMS of Thematic Objectives and Indicators

**Table 1.** 2016 ODA figures, administrative costs (type of aid G01) excluded, co-financing included

**Table 2.** EUDs that did not provide reports

**Table 3.** Thematic Priorities Chosen by Delegations, by Region (no. of Delegations)

**Table 4.** EUD Selection of Thematic Objectives (by no. of EU Delegations, by Region)

**Table 5.** Thematic Objectives: frequency of selection, by Regions (no. of selected objectives/total selected within the Region)

**Table 6.** Minimum standards on GAP II implementation (by region)

**Chart 1.** Number of Delegations per region with selected GAP II Thematic Objectives 10 & 11

**Chart 2.** Number of EUDs per region with selected Objective 10 Indicators relevant to SRHR

**Chart 3.** Number of Delegations per region with selected Objective 11 Indicators relevant to SRHR

**Annex 1:** Summary tables on Institutional Cultural Shift

**Annex 2:** Summary tables on Thematic Objectives

**Annex 3:** Official Development Assistance (ODA) Commitment and Disbursement for Gender Equality and Women's Empowerment

**Annex 4:** Sexual Reproductive Health and Rights in EU Development Cooperation

## Key progress achieved during the first year of the implementation of the Gender Action Plan II 2016-2020 (GAP II)

Together, the EU and its Member States are global leaders in promoting gender equality and women and girls' empowerment in external relations, committed to the implementation of EU Gender Action Plan II 2016-2020 (GAP II), as well as the promotion of gender equality and women's empowerment in international fora and agendas. Gender equality and women and girls' empowerment is also at the heart of the new European Consensus on Development<sup>1</sup>, both as a standalone priority and as a cross-cutting element, key to the successful achievement of the Sustainable Development Goals (SDGs).<sup>2</sup>

During the first year of implementation of the GAP II, progress has been made towards the aim of transforming the lives of girls and women through ensuring girls' and women's physical and psychological integrity, promoting the economic and social rights and strengthening girls' and women's voice and participation. However, transforming gender power relations in every sphere requires long-term and high-level engagement. This is instrumental in making change sustainable.

GAP II has mobilised more dedicated political and management leadership across the different EU actors. Some new Gender Champions have been nominated or appointed. Some Heads of Mission, Heads of Delegation and Heads of Cooperation have given more priority to the GAP II, for example, backing the gender analysis studies and new training. Several reports highlighted the engagement of senior leaders and staff in the '16 Days of Activism on Violence against Women'.

One important step for the achievement of the objectives of the GAP II is a systemic use of gender analysis and gender disaggregated data. The mandatory gender analysis for all new external actions (bilateral, regional and thematic) is a central plank of GAP II. To this end the implementation was boosted by dedicated funds provided by the Commission for carrying out gender analysis for a number of Delegations. Dedicated expertise was also made available for the EU Delegations as well as for HQ services.

As of the end of 2016, 42 new Gender Analysis Studies were prepared. Of these, 15 were written anew in-house using existing and reliable sources, 11 were prepared anew through contracting external experts commissioned under Framework Contracts (supported by EU funding), 10 analyses were carried out jointly with other partners (implying also pooling of funds), and there were 6 instances where the Delegations relied on gender analysis of trustworthy external resources (e.g. development banks' country gender profiles).

Progress has been made across the six institutional culture shift objectives; (i) Increased coherence and coordination amongst EU institutions and with EU Member States; (ii) Dedicated leadership on gender equality and girls and women's empowerment established in EU institutions and Member States; (iii) Sufficient resources allocated by EU institutions and Member States to deliver on EU gender policy commitments; (iv) Robust gender evidence used to inform all EU external spending, programming and policy making;

---

<sup>1</sup> Council Conclusions "European Consensus on Development" doc. 9393/17 + COR 1, 19/5/2017

<sup>2</sup> Gender equality is Goal no. 5 of the SDGs: Achieve gender equality and empower all women and girls

(v) Results for women and girls measured and resources allocated to systematically track progress, and (vi) Partnerships fostered between EU and stakeholders to build national capacity for gender equality, allowing for the time taken for GAP II start-up and implementation.

GAP II has provided an additional opportunity for collaboration on women's human rights, gender equality and women's and girls' empowerment. EU Delegations (EUDs), Commission services and EEAS at headquarters, and Member States – both in Embassies and capitals – coordinated the identification of thematic objectives and the preparation of the 2016 reports.

Where formal coordination mechanisms exist – between EUD and EU Member States, or more broadly with government and other international actors – GAP II is on the agenda. The reports submitted enumerate political and policy dialogue occasions where gender equality and/or gender-related issues, such as violence against women and girls, were discussed.

During 2016, a continuous renewal and reinforcement of the gender focal persons (GFPs) network emerged. Many new EUD GFPs have been appointed or nominated, and although for some, the GFP tasks are added to their core or other responsibilities, GFPs are gaining in expertise, and some are enjoying greater leadership/management backing.

Training on the integration of gender analysis is taking place in several EUDs, EU Member States, and DGs and is often attended not only by GFPs but also by Programme Managers and Political Section staff. There has also been a positive move in the direction of mainstreaming gender in the core training curricula for EU staff.

Notwithstanding areas where much more needs to be done, this Implementation Report demonstrates progress, and provides a solid base for strengthened implementation in 2017 and beyond to 2020.

The Report starts with the analysis of the progress made across the six institutional culture shift objectives, as enabler of the implementation of the thematic objectives at country and regional level.

The data have been collected through internal database and reporting tools, regularly used by the Commission and the EEAS for their management implementation: the External Action Management Report (EAMR); the International Cooperation and Development Result Framework; the Organization for Economic Co-operation and Development/ Development Assistance Committee (OECD DAC) Policy marker for gender equality and women empowerment data collection; and finally through a specific survey launched among Gender Focal Persons.

Specific reporting on the thematic objectives has been collected from EU Delegations and thematic operational units at headquarters.

## Acronyms

AAP	Annual Action Plan
ACP	African, Caribbean, and Pacific Group of States
AD	Action document, the template used for the drafting of projects and programmes by the EC
CMPD	Crisis Management Planning Directorate
CoTE	the Centre of Thematic Expertise
CSDN	Civil Society Dialogue Network
CSDP	Common Security and Defence Policy
CSO-LA	Civil Society Organisation – Local Authorities Programme
DEVCO (DG)	Directorate-General for International Cooperation and Development
EAMR	External Action Management Report
ECHO (DG)	Directorate-General for European Civil Protection and Humanitarian Aid Operations
EDF	European Development Fund
EEAS	European External Action Service
EIDHR	European Instrument for Democracy and Human Rights
EIGE	European Institute for Gender Equality
EOM	Electoral Observation Missions
ESDC	European Security and Defence College
EU	European Union
EUD	European Union Delegation
EUMS or MS	European Union Member State(s)
EURF	European Union Results Framework
EUSR	European Union Special Representative
FGM	Female Genital Mutilation
FPI	Service for Foreign Policy Instruments
GAP	EU Gender Action Plan 2010 – 2015
GAP II	The second Gender Action Plan for external relations – adopted with a Joint Staff Working Document "Gender Equality and Women's Empowerment: Transforming the Lives of Girls and Women through EU External Relations 2016-2020" and endorsed by the Council with its Conclusions of October 26, 2015
GEWE	Gender Equality and Women's Empowerment
GFP	Gender Focal Point
HoC	Heads of Cooperation
HoD	Heads of Delegation
HoM	Heads of Mission (MS and EU ambassadors in third countries)
HQ	Headquarters
IcSP	Instrument contributing to Security and Peace
ICT	Information and communication technology
MENA	Middle East and North Africa
NEAR (DG)	Directorate General Neighbourhood and Enlargement Negotiations
NGEM	National Gender Equality Mechanism
OECD/ DAC	Organisation for Economic Co-operation and Development/ Development Assistance Committee
OSCE	Organization for Security and Cooperation in Europe
PAG	Principal Advisor on Gender in EEAS

PAR	Public Administration Reform
PFM	Public Finance Management
QSG	Quality Support Group
SWD	Staff Working Document
TVET	Technical and vocational education and training
WPS	Women, Peace and Security



## 1. Introduction to the implementation progress of the Gender Action Plan II 2016 – 2020 (GAP II)

The new European Consensus on Development, adopted in May 2017<sup>3</sup>, emphasises the European Union (EU) as a global leader in promoting gender equality and women and girls' empowerment in its external relations, particularly through the comprehensive EU Gender Action Plan II 2016-2020 (GAP II). Under the new Consensus, the EU and its Member States will step up efforts to promote the economic and social rights, the empowerment of women and girls; ensuring their strengthened voice; and address all types of violence against them.

The Joint Staff Working Document (SWD) of September 2015 provides the framework for results-oriented measures and for coordinated action for "Gender Equality and Women's Empowerment: Transforming the Lives of Girls and Women through EU External Relations 2016-2020"<sup>4</sup>. It was endorsed on 26 October 2015 by the Council which confirmed in its conclusions<sup>5</sup> that gender equality is at the core of European values and enshrined within the EU legal and political framework. The Council further stated that the EU and its Member States are at the forefront of the protection, fulfilment and the enjoyment of human rights by women and girls and strongly promote them in all external relations, also beyond development cooperation.

GAP II builds on the lessons learnt from and achievements of, the previous Gender Action Plan 2010-2015 (GAP)<sup>6</sup>. It consolidates the context, rationale and priorities of a refreshed approach that reaffirms and translates the EU's policy and political commitments to gender equality<sup>7</sup> into more effective delivery of concrete results for girls and women, while promoting more efficient coordination, implementation and monitoring of EU activities in this area. It is inspired by and refers to the Sustainable Development Goals in order to harmonise and align as much as possible the EU efforts with partner countries for achieving gender equality results.

GAP II covers the Commission services and the European External Action Service (EEAS) activities in partner countries, especially in developing, Enlargement and Neighbourhood countries, including in fragile, (post-)conflict and emergency situations as well as the action undertaken by the EU MS. It promotes policy coherence with internal EU policies, in full alignment with the EU Human Rights Action Plan.<sup>8</sup>

---

<sup>3</sup> COM(2016)740 final and following Council Conclusions "The new European Consensus on Development: Our world, our dignity, our future" 9419/17 of 19/5/2017

<sup>4</sup> SWD (2015)182 final of 21.9.2015

<sup>5</sup> Council Conclusions 13201/15 of 26/10/2015

<sup>6</sup> EU Plan of Action Gender Equality & Women's Empowerment in Development 2010-2015 (SWD, SEC(2010)265), 8.3.2010

<sup>7</sup> Council conclusions on Gender Equality and Women's Empowerment in Development Cooperation, doc. 9561/07, 15 May 2007, the EU Plan of Action on Gender Equality and Women's Empowerment in Development 2010-2015 (SWD, SEC(2010) 265 final), Council conclusions on the Millennium Development Goals for the United Nations High Level Plenary Meeting in New York and Beyond, 14 June 2010, Council conclusions on the 2013 Report on the Implementation of the EU GAP, doc. 9360/14, 19 May 2014, Council conclusions on Gender in Development, doc. 9241/15, 26 May 2015

<sup>8</sup> Joint Communication to the European Parliament and the Council, Action Plan on Human Rights and Democracy (2015-2019), "Keeping human rights at the heart of the EU agenda" (JOIN(2015) 16 final), 28.4.2015

**Box 1: The GAP II Four Pivotal Areas (three thematic and one horizontal)**

- A. Ensuring girls' and women's physical and psychological integrity
- B. Promoting the economic and social rights / empowerment of girls and women
- C. Strengthening girls' and women's voice and participation
- D. Shifting the Commission services' and the EEAS' institutional culture to more effectively deliver on EU commitments

The report collects information on three types of indicators:

**Institutional Culture Shift Indicators:** For these indicators, reporting is systematic for all EU services and actors (HQ, EUDs and Member States at capital and embassy level). Baselines will be used where they exist. Where no baseline exists, the first report will form a baseline to assess year-on-year progress.

**Thematic Country /Context Progress Indicators:** These indicators, reflecting thematic priorities, are reported on across all partner countries where the EU and its Member States are funding international cooperation and development assistance. The reason for this is that it builds up EU knowledge of the national context and provides an overall picture of the development status across partner countries. In the most part these indicators are SDG indicators and will be reported on by partner countries irrespective of EU activity. The baseline in the first year will be the latest available data points. This data will be useful at country level for gathering and aggregating information on progress made in the different areas.

**EU Contribution-related Indicators:**

The Commission adopted in 2015 its first Results Framework<sup>9</sup> (EURF) for its international cooperation and development – a tool used to measure results achieved against strategic development objectives – which should be understood as an articulation of the different levels of results expected from the implementation of a strategy. With this in mind, the list of development sectors covered by the EURF has been defined to reflect the policy priorities of the EU international cooperation and development assistance.

Commission services and EEAS – both at HQ and Delegation level – were required to act and report on each of six objectives to shift institutional culture and select and report on at least one objective under the three thematic priorities. The GAP II lists 26 thematic objectives (see Box 2). Coordination and collaboration with EU Member States continues to be ensured, both at HQ level (for example, through the regular EU Member States Gender Expert meetings) and at partner country level (through, for example, gender coordination groups, the EU Heads of Mission meetings).

This Implementation Report contains an overview of progress in the implementation of GAP II in 2016, drawing on reports from: **108 EU Delegations** (reporting on 133 countries considering the regional mandate of some of them; 81% of the total); **Commission services related to external relations** (Directorates General for International Cooperation and

---

<sup>9</sup> SWD (2015) 80 final, "Launching the EU International Cooperation and Development Results Framework", 26/03/2015.

Development, Neighbourhood and Enlargement Negotiations, and when relevant European Civil Protection and Humanitarian Aid Operations as well as the Service for Foreign Policy Instruments), **the EEAS and 22 Member States Capitals**.

This Report draws also on findings from semi-structured interviews with key stakeholders in EEAS and Commission, a Review of the External Action Management Reports (EAMR), data drawn from the EURF and Commission's Statistical Dashboard database, a Scoping Study of Gender Analysis Studies/Profiles completed by Delegations, and on the findings of a Survey of Delegations' Gender Focal Points (GFPs).

## **Box 2. GAP II Objectives**

### **A. Thematic Priority: Physical and Psychological Integrity**

7. Girls and women free from all forms of violence against them (VAWG) both in the public and in the private sphere.
8. Trafficking of girls and women for all forms of exploitation eliminated.
9. Protection for all women and men of all ages from sexual and gender based violence in crisis situations; through EU supported operations.
10. Equal access to quality preventive, curative and rehabilitative physical and mental health care services for girls and women.
11. Promoted, protected and fulfilled right of every individual to have full control over, and decide freely and responsibly on matters related to their sexuality and sexual and reproductive health, free from discrimination, coercion and violence.
12. Healthy nutrition levels for girls and women and throughout their life cycle.

### **B. Thematic Priority: Economic, Social and Cultural Rights - Economic and Social Empowerment**

13. Equal access for girls and women to all levels of quality education and vocational education and training (VET) free from discrimination.
14. Access to decent work for women of all ages.
15. Equal access by women to financial services, productive resources including land, trade and entrepreneurship.
16. Equal access and control over clean water, energy, transport infrastructure, and equitable engagement in their management, enjoyed by girls and women.

### **C. Thematic Priority: Political and civil rights - Voice and Participation**

17. Equal rights and ability for women to participate in policy and governance processes at all levels.
18. Women's organisations and other CSOs and Human Rights Defenders working for gender equality and women's and girls' empowerment and rights freely able to work and protected by law.
19. Challenged and changed discriminatory social norms and gender stereotypes.
20. Equal rights enjoyed by women to participate in and influence decision-making processes on climate and environmental issues.

### **D. Institutional Culture Shift in the European Union External Relations**

21. Increased coherence and coordination amongst EU institutions and with Member States.
22. Dedicated leadership on gender equality and girls and women's empowerment established in EU institutions and Member States.
23. Sufficient resources allocated by EU institutions and Member States to deliver on EU gender policy commitments.
24. Robust gender evidence used to inform all EU external spending, programming and policy making.
25. Results for women and girls measured and resources allocated to systematically track progress.
26. Partnerships fostered between EU and stakeholders to build national capacity for gender equality.

## 2. Overview of progress to date

The starting date for implementation of the GAP II was January 2016. The implementation was boosted by EU funds dedicated to carrying out of the Gender Analysis for a limited number of Delegations which were selected to correct previous limited progress with the first GAP. Dedicated expertise was also made available for the EUD as well as HQ services. An internal Guidance Note on GAP II for Commission international cooperation and development staff – at HQ and EUD level - was distributed in March 2016. This version was also shared with the EU Member States. A revised version, adapted to the specific intervention modalities applicable to the enlargement and neighbourhood region, was prepared and shared in April.

Much has been achieved thanks to the continued action for example, with regard to commissioning or updating gender analysis studies or profiles; coordinating for the identification of Thematic Objectives as well as the preparation of the reports contributing to the current review; the nomination or appointment of gender champions and continuous renewal and reinforcement of the GFPs network; training on integrating gender dimensions; a move in the right direction for gender mainstreaming of core training curricula for EU staff; and greater collaboration on gender equality and women's empowerment between Delegations and Member States in partner countries.

The commitment to mainstreaming or integrating gender analysis and perspectives across all instruments and modalities is gaining prominence in the Commission, even if the practice is not yet as robust as intended. In some MS development cooperation, legislation requires, inter alia, the integration of gender analysis or assessment of impact on gender equality, for example, in Belgium and the UK, while in several other MS gender mainstreaming is mandatory or common practice across the board, as with The Netherlands, Spain, and Germany which emphasised its three-pronged approach (gender mainstreaming, empowerment, policy dialogue). From the programme and indicator information available, it would seem that in many contexts gender mainstreaming is happening in the social sectors, and is limited to separate components in other sectors. The analysis on institutional culture shift below goes into this issue in more detail.

To date there has been minor progress in mainstreaming gender perspectives into political and policy dialogues with partners. This is due in part to the programming having been finalised in 2014 and priority areas and key indicators having been already established. There is also much to be done to mainstream gender analysis into the full planning process and the designing of Action Documents.

On the positive side, 58.8% (213 out of 362) of new initiatives adopted by Commission's Directorate-General for International Cooperation and Development (DG DEVCO) in 2016 and 56.6% (47 out of 83) in Directorate-General for Neighbourhood and Enlargement Negotiations (DG NEAR) have been marked as mainly or significantly aiming at promoting gender equality and/or women empowerment (Gender marker<sup>10</sup> 2 or 1). In the Foreign Policy Instrument (FPI), 92% of new initiatives (44 out of 48) reached the same marker in 2016

---

<sup>10</sup> OECD DAC policy marker for gender equality and women empowerment - <http://www.oecd.org/dac/gender-development/dac-gender-equality-marker.htm>

including 100% of EU electoral observation missions<sup>11</sup>. The target being 85% by 2020, and considering that the results were on average 47.3% in 2015, the progress is undeniable.

Notwithstanding these areas where more needs to be done, this Implementation Report demonstrates significant progress and provides a solid base for strengthened implementation in 2017 and beyond to 2020.

## 2.1. Progress on institutional culture shift in the European Union External Relations

The new emphasis on institutional culture shift in GAP II (an ambitious step ahead from the first GAP) enables the EU, through its External Relations, to contribute significantly and robustly to the achievement of the GAP II objectives on gender equality and women's empowerment.

Progress has been made on the six institutional culture shift objectives, even allowing for the time taken for GAP II start-up and implementation.

In line with **Objective 1 – "Increased coherence and coordination among EU institutions and Member States"** - GAP II has provided an additional opportunity for discussion and consultation between Delegations and Member States in partner countries, even if, to date, there is little formal coordination. Where these mechanisms exist – between EUD and EU Member States, or more broadly with government and other international actors – GAP II is on the agenda. The Reports submitted enumerate political and policy dialogue occasions where gender equality and/or specific issues, such as Violence Against Women and Girls (VAWG), are raised, but there is little evidence that gender equality dimensions are on the agenda in all dialogues. It is not possible from the reports to gain a full understanding of the substance of dialogues in partner countries given that they are often confidential. The reports from DG NEAR are a notable exception, providing detail on the topics discussed, commitments made and follow-up actions. It remains crucial to emphasise the importance of integrating gender dimensions into Sector Dialogues, such as on Public Finance Management, Public Administration Reform, Trade, Energy, Agriculture, Transport and Infrastructure. However, these expected outcomes will not be fully met within the first reports as this is a part of the institutional cultural shift, to educate, train, institutionalise and mainstream gender throughout and across all parts of the EU's external actions.

It is important to mention that in several instances EU Delegations and Member States cooperated to generate the gender analysis (requirement under Objective 4). This is a good precursor of joint actions and division of labour – regarding the implementation of the GAP II at the country level. In fewer instances the process also closely involved country partners.

In line with **Objective 2 – "Dedicated leadership on gender equality and girls' and women's empowerment..."** – GAP II seems to have energised more dedicated leadership across the different actors. A number of Ambassadors, Heads of Mission (HoMs), Heads of

---

<sup>11</sup> This figure only covers IcSP (Articles 3 and 4) PI and EOM operations (EIDHR). It does not include CFSP operations in 2016 as the latter are not registered in CRIS and consequently not marked against the OECD Gender Marker. This situation will be corrected in the coming reporting years.

Cooperation (HoCs) and Heads of Department have given more priority to the implementation of the GAP II. Several reports, for example, highlight the engagement of political and management leaders and staff in the 16 Days of Activism on Violence against Women.

New EUD GFPs have been appointed or nominated and although for some their time is stretched as the GFP tasks are in addition to their core or other responsibilities, they appear to be gaining in expertise, and enjoying greater hierarchy backing. There is still a long way to go but progress is significant regarding synergy of hierarchy support and involvement of GFPs with the GAP implementation.

In line with **Objective 3 – "Sufficient resources allocated by EU Institutions and Member States to deliver on gender equality commitments and Objective 5 – "Results for women and girls measured and resources allocated to systematically track progress"** - data available for the Commission action shows an encouraging perspective regarding use of financial resources for gender equality and women's empowerment (GEWE). In 2015 the European Commission committed EUR 188 million for programmes and projects having gender equality and women's empowerment as main objective (therefore marked G2); while about EUR 2,500 million have been allocated to programmes and projects having gender equality and women's empowerment as a significant objective, marked G1.

The figures regarding the new decisions and contracts for 2016 indicate a further increase in the ODA gender sensitive allocation: EUR 9,300 million are marked with OECD Gender Marker 1 thus pertaining to actions that are gender mainstreamed, while EUR 419 million have been allocated to specific actions for gender equality and women's empowerment (marked OECD Gender Marker 2).

While it is not possible to provide a linear correlation between this positive trend and any specific action taken, some explanations may relate to the institutional commitment on GEWE reflected in the GAP II, for instance:

- Cumulative result of training on gender mainstreaming and use of the OECD gender marker
- Assistance provided to the mainstreaming of gender into individual new contracts (i.e. action documents)
- Increased availability and use of gender analysis.

Further analysis will be required to understand the progress more specifically; however, it is possible to use these data to make an informed decision on the necessity to increase funding for specific action on gender equality and women's empowerment.

**Table 1. 2016 ODA figures, administrative costs (type of aid G01) excluded, co-financing included**

	<b>Commitment 2016 (in EUR)</b>	<b>% of total commitment 2016</b>	<b>Disbursement 2016 (in EUR)</b>	<b>% of total disbursement 2016</b>
<b>DEVCO</b>				
<i>OECD GM 0</i>	3,058,250.261	32,45	3,839,781.914	63,50
<i>OECD GM 1</i>	6,018,324.278	63,87	2,015,574.799	33,33
<i>OECD GM 2</i>	346,875.120	3,68	191,849.066	3,17



<i>Total</i>	<b>9,423,449.659</b>		<b>6,047,205.779</b>	
<b>NEAR</b>				
<i>OECD GM 0</i>	1,656,449.768	36,00	1,906,797.488	62,72
<i>OECD GM 1</i>	2,871,925.291	62,42	1,076,457.135	35,41
<i>OECD GM 2</i>	72,250.000	1,57	56,911.441	1,87
<i>Total</i>	<b>4,600,625.059</b>		<b>3,040,166.063</b>	
<b>Other DGs</b>				
<i>OECD GM 0</i>	2,593,227.735	86,21	2,260,984.861	65,99
<i>OECD GM 1</i>	414,637.926	13,79	1,132,065.314	33,04
<i>OECD GM 2</i>	0	0,00	33,175.308	0,97
<i>Total</i>	<b>3,007,865.662</b>		<b>3,426,225.483</b>	
<b>COM overall</b>				
<i>OECD GM 0</i>	7,307,927.764	42,91	8,007,564.264	63,99
<i>OECD GM 1</i>	9,304,887.496	54,63	4,224,097.248	33,76
<i>OECD GM 2</i>	419.125.120	2,46	281,935.815	2,25
<i>Total</i>	<b>17,031,940.380</b>		<b>12,513,597.326</b>	

Progress can be seen compared with 2015 data where on average 47.3% of new initiatives were marked OECD Gender Marker 1 or 2, whereas in 2016, this increased to 57.75%. EU Member States, who are OECD members as well, will report on their resources allocated to gender equality directly to OECD.

In line with **Objective 4 – "Robust gender evidence used to inform all EU external spending, programming and policy making"** – gender analysis has become a mandatory requirement for all new external actions (bilateral, regional and thematic) and it is central in progress towards shifting institutional cultures. EU Delegations, Commission services, the EEAS and EU Member States were required (by June 2016) to have a gender analysis at the correct level of intervention (context specific, and, as appropriate, at sector, project or national level), unless such a study existed already and was still current. The gender analysis would inform the selection of thematic objectives and indicators and all subsequent project actions' design and formulation.

During 2016, 42 Delegations reported to have completed a Gender Analysis Study: 15 written anew in-house using existing and reliable sources, 11 prepared anew through contracting external experts commissioned under Framework Contracts (supported by EU funding), 10 analyses carried out jointly with other partners (implying also pooling of funds), and 6 instances where the Delegations relied on gender analysis of trustworthy external resources (e.g. development banks' country gender profiles).

For the most part, the gender analyses prepared or referred to during 2016 are broad in scope, covering the legal, human rights and policy frameworks, political, economic, social and socio-cultural context, and key government, civil society and international actors. In many instances the statistics and data available are not sufficiently in-depth for use in design of action documents on the EU's selected concentration areas. This means that even where a gender country profile exists, further action is required for generating data – as part of the

preparation of the action documents – to provide the level of detail required. Thus, in many cases, additional sector-specific gender analysis is/will be required at programme or project formulation stage.

Sometimes the validation process of the gender analysis report was prolonged and difficult. An important lesson to draw from the experiences observed is that a gender analysis exercise is not independent of the political context; while this can involve painstaking processes it opens also a truly needed space for debating the way in which data are generated and analysed at the country level and internally for the EU actors.

The desired timeline – gender analysis completed by June 2016, leading to coordination and/or collaboration with EU Member States in partner countries and the selection of objectives, and in turn informing current and planned activities and action documents, i.e. project design and formulation – was not realisable. The reasons vary: some delays were strictly procedural (the time required to prepare and launch a contract); other delays relate to a participatory process of validation that was long and complex; yet other delays were due to the limited human resources available to follow up with the contract and the daunting workload beyond the GAP II, (and some Delegations' staff were relocated due to the security situation in the country). In several instances the preparation and validation of the gender analysis included also the coordination and selection of the GAP II objectives to be pursued in the country. Some gender analyses were completed in late 2016, with some more due to start or be completed during 2017.

A review of selected programme proposals in the second-half of 2016 (submitted to the internal Quality check by the so-called Quality Support Group) showed that most Action Documents (ADs) were prepared before the gender analysis was done or completed. Some draw on existing gender analysis of EU, international and/or national partners, but are weakened by a lack of sector-specific gender analysis. Gender analysis and data are present in some Action Documents (AD) cross-cutting Annexes, and briefly in the cross-cutting issues section of ADs, but not in the main body of the AD (context, problem analysis, objective, risks/assumptions, activities, results, log frame). It is expected that the impact of gender analysis will be more evident in the new project proposals prepared in 2017 and reported upon in the next report.

In line with **objective 6 – "Partnerships fostered between EU and stakeholders to build national capacity for gender equality"** – there is evidence that training is taking place in many Delegations, at HQ level and in EU Member States; and is attended not only by GFPs but also by Programme Managers from the Cooperation Section and staff from the Political Section. Gender perspectives are covered in many training sessions at HQ and in partner countries. The annual European Instrument for Democracy and Human Rights (EIDHR) forum organised by the Commission, and the biannual Human Rights Training week organised by EEAS are two examples. Importantly, gender issues are the focus of one day's training in the Human Rights Training week, but it is not obvious that the gender dimensions of the other topics covered in other sessions are explored. From the information available and feedback from participants, it seems that further work must be done to not only attach dedicated sessions on gender methodology/ awareness to other events but actually to mainstream gender in content and methodology of the training. Work has started under the care of Knowledge Management services in the Commission on ensuring the quality of trainers as much as the standard training content.



## Gender mainstreaming in Zambia

The Zambia EDF portfolio is an example of good practice in progress on gender mainstreaming, with consistent attention to gender across the different programmes and activities, for example, attention to women traders in the agriculture sector, a focus on gender in governance, and the integration of gender issues in the policy dialogue.

The following elements appear to have played a role:

- Strong policy and good guidelines by the Commission.
- A strong focus by selected EUMSs on gender allowing for alignment on gender issues.
- Gender champions at different levels within the organisation including at senior level in the Delegation, in HQ, as well as some champions within the Zambian Government.
- The existence of an internal EUD Quality Support Group which meets regularly and facilitates dialogue and exchange on gender across different sectors, and allows for the identification of opportunities.
- Technical support to gender through a dedicated focal person who also provides the monitoring and evaluation support.

These positive elements have come together to produce a strong focus on gender. This process also highlighted a weakness of EUD's institutional memory when it recently emerged that the EU had supported an important gender initiative a decade ago, but no one could recall this initiative or find related documentation.

Source: Evaluation of 11<sup>th</sup> EDF

## **2.2. Progress on thematic priorities and objectives**

Progress is being made towards the GAP II stated aim of transforming the lives of girls and women through, for example, eliminating violence, ending harmful practices, ensuring access to education/ technical and vocational education and training, to health care services, to financial and advisory services, and ensuring political voice and participation. Transforming gender power relations in every sphere is a long-term endeavour. Eliminating all forms of violence against women and girls and boys and men, is an important step in shifting gender relations, as is enabling women and girls to enjoy and exercise their full human rights and seek redress if these rights are ignored or abused. However, transforming gender power relations necessitates challenging and transforming the 'mainstream' of social, economic, political, cultural, civic life. The roots of gender-based discrimination and inequality, reinforced when intersected by other forms of inequality based on race, ethnicity, caste, age, ability, religion, gender identity, etc., need to be challenged and changed in every sphere.

As the timeframe of GAP II is not synchronised with the EU's seven-year financial and programming cycle, 2014-2020, the selection of EU concentration areas for support in partner countries was complete, and the related programming was underway, before GAP II implementation began. Many actions reported upon started in 2014 or 2015. While it was possible retrospectively to align many programmes to specific GAP II Thematic Objectives, this was not the case for indicators. Hence, many Delegations and the full range of actors

have chosen project indicators. By contrast, many new programmes approved in 2016 were formulated with GAP II Objectives and Indicators in mind.

Objective 7 (Girls and Women free from all forms of violence against them (VAWG) both in the public and in the private sphere) was the Objective selected most frequently, for example, by 77 Delegations (approximately 69% of submitted reports), by 15 EU Member States Capitals (68% of reports), and NEAR services (73% of reports). Thematic Objective 13 (Equal access for girls and women to all levels of quality education and technical and vocational education and training (TVET) free from discrimination) and Objective 17 (Equal rights and ability for women to participate in policy and governance processes at all levels) were the next highest: 54 Delegations and 10 EU Member States capitals, and 53 Delegations and 9 EU Member States capitals respectively. Headquarters followed this trend with Objective 7 again being the Objective selected most often. Across the board, Objective 20 (Equal rights enjoyed by women to participate and influence decision-making processes on climate and environmental issues) has the lowest selection number.

### 3. EU Actors Progress

#### 3.1. EU Delegations (EUD)

(See Annex 2, Tables 4 & 6 for summary table of EUDs, programmes, thematic objectives.)

On **Reporting**, GAP II reports for Year 1 were submitted by 108 Delegations (81% of the total), in six geographical regions (Americas, Asia and Pacific, Eastern and Southern Africa, Europe and Central Asia, Middle East and North Africa, and Western and Central Africa – OECD classification). Several Delegations cover more than one country (reporting in total on the cooperation in 133 partner countries. 26 Delegations did not report, table 2. Reporting from Delegations to developed OECD countries was optional. Delegations to International organisation partners (UN, WTO, OECD, etc.) were not requested to report.

Delegations did not reply to every question, and sometimes responded with N/A, 'all', or left questions unanswered. Therefore the following numbers per region and in the accompanying table need to be treated with some caution. Nevertheless, they are more likely to be an under- than an over-estimation. In addition, Delegations sometimes reported in different ways, for example on political dialogue, some presented occasions and dates, others gave a guesstimate. Likewise, the Indicator and question on EU Member States programmes supporting the achievement of GAP II was interpreted in two ways: most Delegations counted the number of EU Member States programmes, others provided a number for the EU Member States operating in the country.

**Table 2. EUDs that did not provide reports** (full details available in Annex 1 Table 1)

Per Region	EUDs that did not submit a report
Americas	Canada, Colombia, Chile, Dominican Republic
Asia and Pacific	Brunei, Japan, Singapore, Taiwan
Eastern and Southern Africa	Sudan
Europe and Central Asia	Iceland (explanation sent), Norway, Russian Federation, Switzerland, Turkmenistan
Middle East and North Africa,	Bahrain, Iran, Kuwait, Oman, Qatar, Saudi Arabia, Syria, UAE
Western and Central Africa	Benin, Nigeria (will begin GAP II in 2017), Republic of Congo, Togo

**On the Institutional Cultural Shift**, gender equality and women's rights are the focus of political and policy dialogue Delegations hold with partners in most countries, however, the extent to which gender equality dimensions are mainstreamed in all dialogues is unclear (maybe also for reasons related to confidentiality). Nevertheless, in 66 partner countries women's rights have been included as a priority in the Human Rights Country Strategy (see indicator 1.4.3.). EU Member States are supporting programmes which contribute towards the implementation of GAP II in 65 partner countries. EUD or EU Member States Champions have been identified in 48 partner countries and GFPs nominated or appointed in 67. Some informal or formal burden sharing between EUD and EU Member States is in place in 29 partner countries. Coordination is led by an EU actor in 35 partner countries; in several, however, donor coordination mechanisms on gender do not exist or are not functioning.

However, there is some consultation with the National Gender Equality Mechanisms that exist and with civil society organisations (CSOs) also on gender equality issues, even if not formalised. Consultation may take place, for example, around EUD EIDHR and Civil Society Organisations and Local Authorities (CSO-LA) calls for proposals.

**On Thematic priorities and objectives**, the data included in the thematic objectives reports, refers to a selection of programmes and projects funded by the EUDs and EU Member States in partner countries. Most of the selected actions are targeted to gender equality or women's rights and some are mainstreamed actions. The information that can be filtered through these reports does not reflect the whole volume of funding and investment by EU in any given country.

It should be noted that many large programmes are attributed to several thematic objectives, as they contain several components. Reports use a mix of GAP II Indicators and Project or Outcome Indicators. Apart from actual GAP II Indicators, only those other Indicators which closely aligned to a GAP II Indicator were counted in the Summary Tables. A full breakdown by objective, indicator and region is in Annex 2, Table 4.

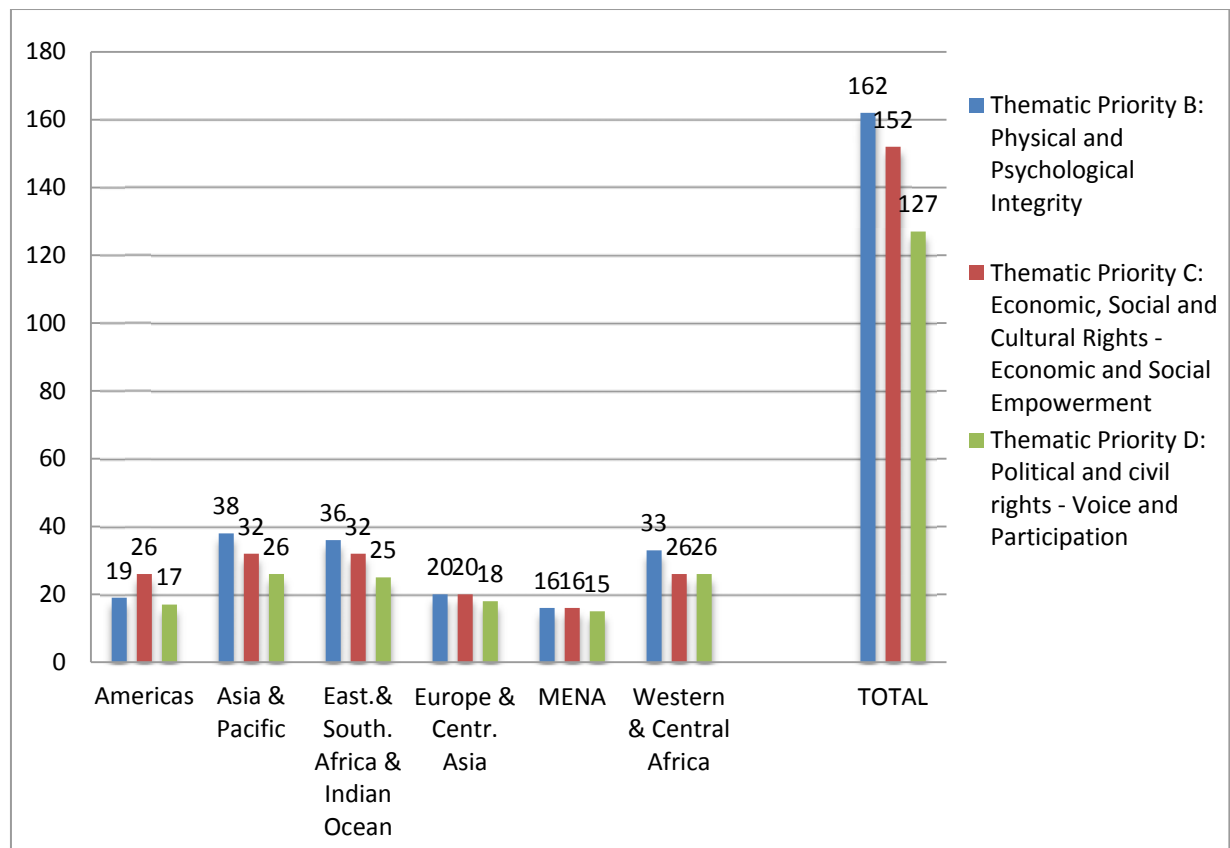
There is some degree of discrepancy in how amounts allocated are reported. Frequently the amounts indicated represent the allocations for the total programme or project, covering all components and multiple years. This makes it impossible to compare or aggregate data accurately. To address this deficit, a separate analysis of centrally-held data on ODA Commitment for GEWE in 2016 was performed. Data and analysis for the Commission are found as Annex 3 of this Report.

The structure and length of Thematic Priority and Objective reports received by EUDs also vary considerably. Some are more elaborate, selecting multiple objectives and listing multiple programmes and projects. Others are brief, or partial, for example presenting only one section, e.g. the one on institutional culture shift or on thematic priority and objectives. Input by EU Member States into the EUD also varies widely as not all EU Member States present in each country contributed to the reports.

As a result, many reports contain only a partial view of EU Member States activities reports.

Overall, **all three Thematic Priorities** were selected in all Regions as is required by the GAP; the graph below shows the trends. Thematic Priority B scored first globally, with some regional variations.

**Table 3. Thematic Priorities Chosen by Delegations, by Region (no. of Delegations)**



Many Delegations chose several Thematic Objectives, within each of the Thematic Priorities.

**Table 4** (below) describes the overall selection of Thematic Objectives, by Region. As already mentioned, the emphasis on action to combat and eliminate sexual and gender-based violence against women and girls is reflected in the selection of Thematic Objective 7 (Girls and women free from all forms of violence against them (VAWG) both in the public and in the private sphere) which was chosen by 77 Delegations out of the responding 111. Together with Objective **13** (Equal access for girls and women to all levels of quality education and vocational education and training free from discrimination), **17** (Equal rights and ability for women to participate in policy and governance processes at all levels) with respectively 54 and 53 EUD out of the total each, and Objective **15** (Equal access by women to financial services, productive resources including land, trade and entrepreneurship), with 39 Delegations, they are the four mostly selected Thematic Objectives globally.

**Table 4. EUD Selection of Thematic Objectives (by no. of EU Delegations, by Region)**

<b>Objective</b>	<b>Africa East/South</b>	<b>Africa West/Central</b>	<b>Americas</b>	<b>Asia &amp; Pacific</b>	<b>Europe &amp; Central Asia</b>	<b>MENA</b>	<b>Total</b>
7. Girls & women free from all forms of violence	17	13	10	15	12	10	<b>77</b>
13. Education & training	14	8	7	10	10	5	<b>54</b>
17. Policy & governance processes	13	12	4	10	8	6	<b>53</b>
15. Financial services etc.	10	7	5	7	6	4	<b>39</b>
18. WOs, CSOs, HRDs able to work etc.	7	4	4	8	6	4	<b>33</b>
11. Control over sexuality & SRH	8	8	3	7	0	0	<b>26</b>
14. Access to decent work	2	3	5	8	3	5	<b>26</b>
16. Access & control over clean water, energy, etc.	6	5	5	2	1	0	<b>19</b>
19. Challenged & changed discriminatory social norms	4	4	4	2	3	2	<b>19</b>
10. Quality health care services	5	6	2	2	2	2	<b>19</b>
12. Healthy nutrition levels	3	3	1	5	1	0	<b>13</b>
8. Trafficking for exploitation	1	1	1	3	3	2	<b>11</b>
9. Protection in crisis situations	2	2	0	3	1	2	<b>10</b>
20. Decision-making on climate/env. issues	1	2	2	2	0	2	<b>9</b>

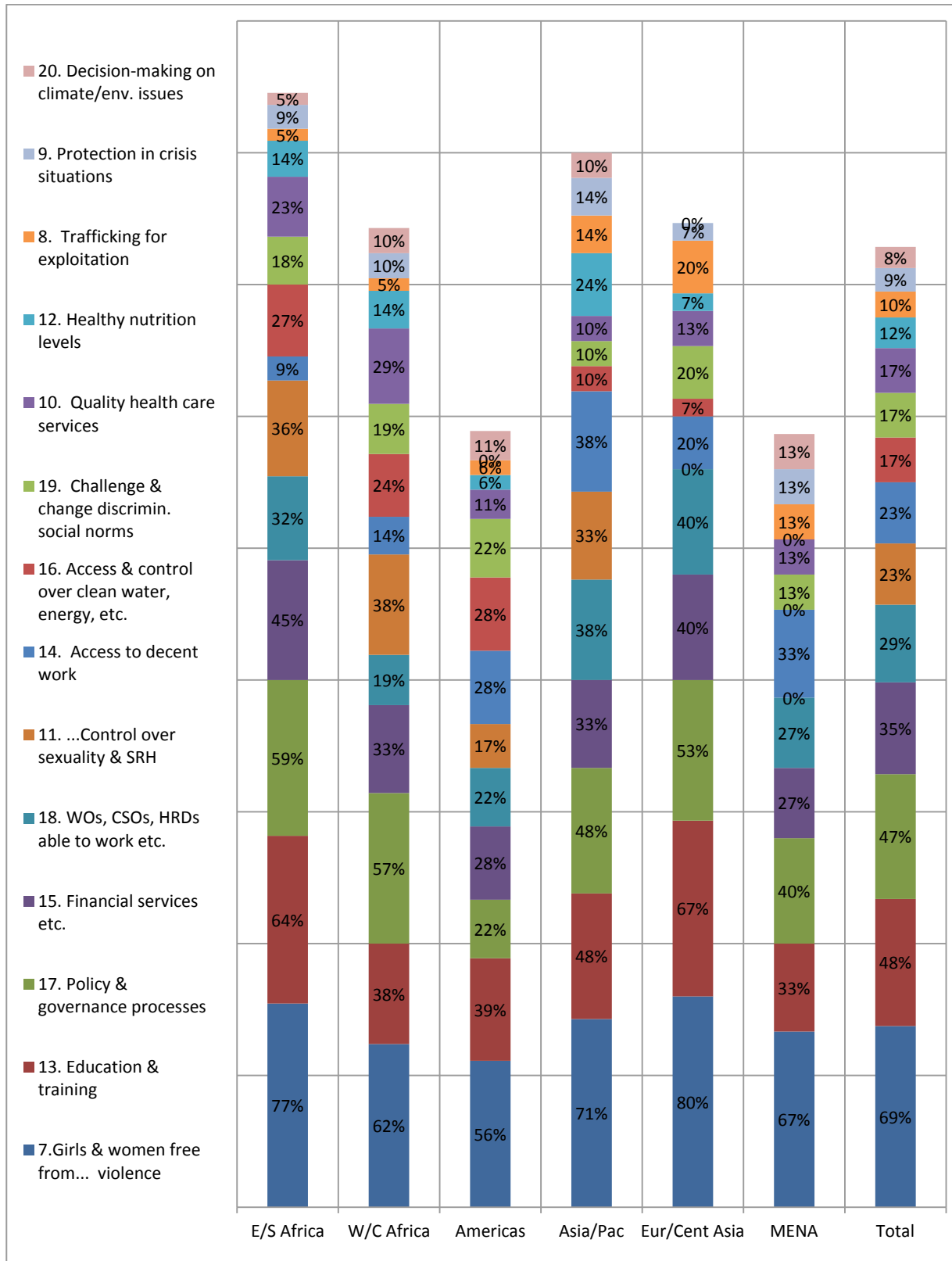
The choice of Thematic Objectives varies considerably across regions, reflecting different levels of social, economic and political development as well different priorities and challenges in relation to gender equality and women's rights. However, whilst regional policy and social contexts have a certain influence over these choices, data should be taken with caution: the higher or lesser predominance of Thematic Objectives across Regions very frequently reflects almost exclusively the objectives of GEWE-specific programmes or projects financed by Delegations.

Data should be looked at in percentage points, as illustrated by the graph below, since the number of responding Delegations in the various Regions varies. From this perspective, we can note that:

**Box 3. EUD thematic priorities (in percentage)**

- **Objective 7 (Girls and women free from all forms of violence)** scores high across all regions, with top score in Europe and Central Asia (80% of the responding Delegations selected it as an Objective).
- **Objective 13 (Education and training)** has more variations, ranging from 33% in the MENA Region to 64% of Delegations in Eastern and Southern Africa.
- **Objective 17 (Policy and governance processes)** ranges from 22% in the Americas to 59% of Delegations in Eastern and Southern Africa.
- **Objective 15 (Access to Financial Services...)** ranges between 27 and 45 %
- **Objective 18 (Support to WO, CSOs etc.)** is supported, although to limited extents, in all Regions, whilst
- **Objective 11 (Control over sexuality and SRH)** is absent in both the MENA and the European and Central Asian regions.
- **Objective 14 (Access to decent work)** is supported in all Regions, ranging from 38% of Delegations in Asia and the Pacific to 9% in Western and Central Africa.

**Table 5. Thematic Objectives: frequency of selection, by Regions (no. of selected objectives/total selected within the Region)**





Looking at the choice of indicators of GAP II used at the country level, the analysis of Objective 7 shows an emphasis on Justice, Rule of Law, and Security Sector Reform programmes (Indicator 7.5) and on percentage of referred cases (7.3). Indicator 7.2 (Prevalence of experience of violence), which also scores highly, appears to back this trend. The reports contain some information on programmes with adolescent girls and boys on VAWG, but few related to work with men in this area. This finding, coupled with the scarcity of programmes specifically targeting the change of social norms (Objective 19) seem to point to the need to put more emphasis on the necessity of social transformation to reach the goal of gender equality.

The highest scoring Indicator under Objective 13 is 13.1 (Primary completion rate for girls and boys), followed by Indicators 13.2 (Secondary completion rate for girls and boys), 13.3 (Tertiary enrolment rates for women and men) and 13.10 (Ratio of female to male who have benefitted from Vocational Education and Training / skills development and other active labour market EU support).

Under Objective 18, is notable that Indicator 18.1 (Women Human Rights Defenders) scores highest in Asia/Pacific, followed by Eastern and Southern Africa, and lowest or not at all in Americas, Europe/Central Asia, Middle East and North Africa (MENA) and West/Central Africa.

The programmes and projects included in the reports span across the full spectrum of EU and EU Member States cooperation instruments and modalities: Bilateral, Regional, European Development Fund (EDF) 10 and 11, Budget Support, Sector Support, Joint Programmes, Thematic Programmes, co-funding, EIDHR and CSO-LA projects, INGO programmes; they include core support to institutions and CSOs, and vary in size from large multi-annual programmes to one-off initiatives, for example, supported by a EU Member States Embassy. In addition to the above mentioned Rule of Law and Access to Justice programmes, they span across sectors: Health (maternal, nutrition), Education/VET, Water, and Agriculture.

From the information provided, support in economic empowerment and rights mostly comprises programmes to increase access to financial services and productive resources (Objective 15) and on rural advisory and community-level financial services (Indicators 15.8 and 15.6). Land tenure (Indicator 15.7) features, as well.

The number of programmes in formal sector employment and access to decent work for women of all ages (Objective 14) is on average low (26 Delegations out of the reporting 108), with slightly higher numbers in MENA, Asia/Pacific and the Americas. Informal employment and unpaid care work received little attention (the related GAP II Indicators were selected respectively by three and one EUD). However, those Delegations which did support this objective offered examples of comprehensive and multi-dimensional programmes.

Some important sectors appear less frequently, including key EU Concentration Areas such as Public Finance Management (PFM), Public Administration Reform (PAR), Transport, Infrastructure, Energy Efficiency and Energy Sustainability. When it comes to GEWE objectives, support to the Governance, Transparency and Accountability area seems to be limited to Rule of Law and Access to Justice, and participation in governance processes.

There are few gender-responsive budgeting initiatives. Indicator 17.7 (on GRB at local and national level) is mentioned 15 times across the six regions. Work in conflict-affected and crisis contexts does not feature significantly in the EUD reports from the six regions. A small number of EUD reports mentions support to the development and review of National Action Plans on UNSCR 1325 (Women, Peace and Security).

It is expected that future Action Documents will be developed based on mandatory gender analysis, so that GAP II Objectives will feature more prominently in key sectors, such as PFM, PAR, the wider governance agenda, energy, transport. (*See Annex 2, Table 5 for numbers of ongoing programmes and related GAP II Indicators.*)

### 3.2. European External Action Service (EEAS)

On reporting, relevant Divisions provided evidence-based information as per indicators.

Internationally, and together with Commission services and EU Member States, the EEAS continued to play a key role in advancing gender equality and women's empowerment, by promoting the full implementation of 2030 Agenda, the mainstreaming of gender across all the UN Sustainable Development Goals, and actively engaging with partner countries to achieve this goal at the 60<sup>th</sup> session of UN Commission on the status of women and the 32<sup>nd</sup> session of UN Human Rights Council as the key policy-making UN fora.

Moreover, gender equality and gender-based violence were raised in political dialogues with partner countries. In 2016, it was largely raised in 34 out of 41 Human Rights dialogues/sub-committees, informal working groups and human rights-related discussions. The new human rights and democracy countries strategies for the period 2016-2020 included gender equality as one of the main priorities, or as an underlying priority.

Additionally, the EEAS has continued to contribute to, and promote, the full implementation of the Women, Peace and Security (WPS) agenda, in line with the Comprehensive Approach to the EU implementation of the UN Security Council resolutions on WPS. The Principal Advisor on Gender and Women, Peace and Security was appointed in late 2015.

The EEAS took action to strengthen the role of Gender Focal Points (GFPs) through training and the planned establishment of the European Network of GFPs. Furthermore, action was taken to improve the ratio of women HoMs which had dropped to 20.3% from 24% in 2014.

On **Institutional Cultural Shift in the EU external relations**, EEAS made significant progress across the first three Objectives. Further steps will be taken to integrate specific indicators for which results can be expected under the next reporting period.

*(See Annex 1 Table 2 for Summary table)*

In line with **Objective 1 – "Increased coherence and coordination among EU institutions and Member States"** – EU statements delivered in the UN Security Council have included a clear focus on gender equality, in the UN CSW61, at the 71st session of the UN General Assembly, and other UN meetings. In addition, ad hoc EU statements were delivered on several occasions which include International Day of Zero tolerance against Female Genital Mutilation (6 February), International Women's Day (8 March), International Day for the Elimination of Sexual violence in Conflict (19 June), and International Day for the Elimination of Violence against Women (25 November). The EEAS worked closely with the Council of Europe (CoE) sharing similar positions on Gender Policies. In line with the EU policy on gender equality, Estonia as the 2016 CoE Chairmanship promoted the CoE's Gender Equality Strategy for 2014-2017 with a focus on new media in promoting gender equality.

More than half of the new HR and Democracy Country Strategies for the period 2016-2019 were received. Gender Equality is included as one of their main priorities, or as an underlying priority, in 66 of the received strategies. The list is confidential and cannot be disseminated.

In line with **Objective 2 - "Dedicated leadership on gender equality and girls' and women's empowerment..."** - the EEAS Principal Advisor on Gender and on the

Implementation of UNSCR 1325 on Women, Peace and Security (PAG) - acted as the Senior Gender Champion. The EUD to the UN Office in Geneva was part of the International Gender Champions Initiative since its inception.

Out of 138 Delegations, there are currently 28 women HoDs, which corresponds to the 20.3%. Two posts are still vacant. There are 17 CSDP (Common Security and Defence Policy) civilian and military missions and operations (10 civilian and 7 military). 5 out the 10 civilian missions are headed by women, while the military missions are all headed by men. This yields 29% of female HoMs.

Twice per year, the EEAS is organising a Human Resource Network meeting with Human Resources Directors from all 28 EU Member States.

Based on available data and collected experience, there is still a gender barrier for women to have access to management posts. EEAS contacted EU Member States to encourage women candidates to apply. Every selection procedure was conducted with due consideration for equal opportunities, and provided women candidates apply, in principle, they are included in the list of the pre-selected/shortlisted candidates. In addition selection panels are gender-balanced.

Weekly coordination and information exchange meetings are taking place on Gender/WPS policies in order to develop common inputs to current scenarios and events and support each other's efforts within EEAS HQ, while promoting and facilitating better coordination of common GEWE/WPS work. The establishment of the European Network of Gender Focal Points is work in progress.

Twenty-two staff members from Delegations, 9 from Member States and 4 from HQ participated in EEAS Human Rights Training on gender equality (November 2016), and gender equality is mainstreamed in all training included in the two human rights training weeks per year. During the Human Rights Training week in 2016, one day was dedicated to 'Gender equality and women's empowerment – a priority for the EU internally and externally'. Gender was one of the courses during the Human Rights week and gender issues were presented during the last Heads of Political Section seminar. Three specific gender trainings were conducted and gender was mainstreamed in 44 trainings organised by **ESDC** (European Security and Defence College).

In line with **Objective 3 – "Sufficient resources allocated by EU Institutions and Member States to deliver on gender equality commitments"** – in 2016 the EEAS recruited a senior expert on gender to the PAG office. In CSDP (EU Common Security and Defence Policy) structures there is a double-hatted expert (gender and human rights) at CMPD, both are Seconded National Experts.

In CSDP missions there were 8 experts (some of them double- or triple hatted). GFP networks, aiming at promoting gender mainstreaming, was set up by two Civilian Planning and Conduct Capability civilian missions in Georgia and Kosovo<sup>12</sup>, which will be part of the future European Network of Gender Focal Points.

---

<sup>12</sup> This designation is without prejudice on status, and is in line with the UNSCR 1244/1999 and the ICJ Opinion on the Kosovo declaration of independence.

In line with **Objective 4 – "Robust Gender evidence used to inform all EU external spending, programming and policy making"** - the EEAS is strongly engaged with women's organisations and women Human Rights Defenders, based both in Europe and in partners countries, and politically support their work for, and in defence of the rights of women and girls. HQ and Delegations closely monitored and followed-up their situations, ensuring political and effective support at different levels.

Within the framework of the EU Informal Taskforce on Women, Peace and Security there are formal consultations and regular dialogues with CSO working for women's rights and gender equality including with Women Human Rights Defenders.

### 3.3. European Commission services<sup>13</sup> in charge of external relations

#### 3.3.1. In the frame of Fragile and Post-conflict situations' management

*(See Annex 2, Table 6 for Summary of selected Thematic Objectives)*

The reports on the long term efforts to mainstream the gender dimension in the management of crisis and post conflict situations and – at the same time - in partnership relations with third countries have been provided by all services concerned.

On **Institutional Cultural Shift in the EU external relations**, the reports indicate a long-term effort to mainstream gender in the management of crisis and post-conflict situations. More recently, gender has been considered in the **Partnership Instrument's** areas of action. For **IcSP** a Gender Facility (external technical services) has been created to maximise gender mainstreaming in EUDs and HQ programming, while a good level of gender awareness can be found whenever CSO consultations are organised. Gender also remains a key issue of concern in the implementation of EU **Electoral Observation Missions**.

In line with **Objective 2– "Dedicated leadership on gender equality and girls' and women's empowerment..."** - no gender champions have been identified for the moment, but the use of a gender sensitive approach to the programming under the **Instrument contributing to Security and Peace (IcSP)** is actively encouraged in relation to Article 3 – non-programmable – and Article 4 – programmable – interventions, including through the use of the IcSP Gender Facility, which operates to maximise gender mainstreaming throughout identification, formulation and/or implementation.

In line with **Objective 3 – "Sufficient resources allocated by EU Institutions and Member States to deliver on gender equality commitments"** – specific training has been organised on sexual harassment. The **IcSP** and the **Partnership Instrument** benefit from a GFP each with at least 3 years of gender expertise and more than 5 years in the field of peace building, including WPS. In addition, under Common Foreign and Security Policy operations and those under the Foreign Policy Regulatory Instruments (Sanctions, Anti-Torture and the Kimberly Process) & Election Observation, GFPs have been nominated (June 2016).

In line with **Objective 4 – "Robust gender evidence used to inform all EU external spending, programming and policy making"** – the **IcSP** Gender Facility's technical services were used 11 times throughout 2016 to inform measures/programmes, to develop gender related indicators and to provide conceptual inputs for ongoing and future engagement on media and on gender norms and conflict.

Despite the fact that **IcSP** Action Documents under Article 4 are not subject to internal quality check processes, gender was included in the IcSP Annual Action Plan (AAP) 2016<sup>14</sup> :

---

<sup>13</sup> The Gender Action Plan 2016 – 2020 applies to European Commission services (Directorates-General International Cooperation and Development, Neighbourhood and Enlargement Negotiations, and when relevant European Civil Protection Humanitarian Aid as well as the Service for Foreign Policy Instruments) and to the European External Action Service (EEAS), each for the areas where they are in charge, both at headquarters and EU Delegations level. See Council Conclusions 13201/15 of 26 October 2015, pg. 8 para2.

<sup>14</sup> COM (2016) 300 Working Document, Part I – Statement of Operational Expenditure annexed to the Commission Draft Budget annexed to the Draft Budget of the European Commission for the financial year 2017.

7 IcSP action documents under Article 4 and 4 crisis response actions under Article 3 used the Gender Facility to strengthen the gender relevance of their objectives and activities.

On the other hand, no use of technical services is in place yet to support proper gender analysis for **Partnership Instrument's** action. Despite this, 2 programmes are being planned on the basis of the EUDs gender country profiles and the Commission's gender expert's comments – provided during the QSG process - have been included in the specific programming.

Indicator 4.3.1 *"% of programmes using findings of consultations with National Gender Equality Mechanisms, CSOs, women's organisations, to inform action design"* is not applicable to the Common Foreign and Security Policy, although Common Security and Defence Policy missions and EU Special Security Representatives (EUSR) consult with relevant CSOs to promote the security and status of women. Similarly, it does not apply to Electoral Observation Missions (EOM), but the standard EU methodology for EOMs foresees that the issue of women's participation is mainstreamed into all aspects of the mission and its reporting on women's participation in the electoral process.

Finally, Women Human Rights Defenders and other organisations involved in Women Peace and Security are involved in consultations with the Commission services on possible policy responses to fragile and post conflict situations as part of upstream discussion on non-programmable and programmable interventions under the IcSP. This kind of consultation is ensured through the **Civil Society Dialogue Network (CSDN)** which supports a robust EU-level dialogue mechanism between EU decision-makers and civil society actors on conflict prevention and peacebuilding issues. For the **Partnership Instrument**, FPI also identifies programmes that will directly involve CSOs working for women's rights in the targeted countries.

In line with **Objective 6 – "Partnerships fostered between EU and stakeholders to build national capacity for gender equality"** – IcSP supports the Organization for Security and Cooperation in Europe (OSCE) in undertaking a 'Data collection on Violence against Women in conflict-risk areas' in 10 OSCE countries in the Western Balkans and Eastern Europe<sup>15</sup> over 3 years starting in 2016. It aims to create an evidence base on violence against women and girls (VAWG) for long-term use for improved policy making and programming by relevant national actors, such as those of security, executive and legislature and social sectors. Through the IcSP Gender Facility, FPI also supported the review of indicators on UNSCR 1325 and 1820.

**On Thematic priorities and objectives**, EEAS/ Commission services dealing with fragile and post conflict situations management selected three Thematic Objectives: 9 (Protection in crisis situations), 15 (Access to financial services, etc.) and 17 (Participation in governance processes).

Three programmes/instruments were listed: Instrument contributing to Stability and Peace (IcSP) and Common Foreign and Security Policy (CFSP) (Objective 9), Partnership

---

<sup>15</sup> The regions/countries to be covered in a first wave of survey are: Albania, Bosnia and Herzegovina, the former Yugoslav Republic of Macedonia, Montenegro, Serbia, Turkey, Georgia, Armenia, Azerbaijan, and Ukraine.

Instrument (Objective 15) and EOM Missions (Objective 17) accompanied by GAP II Indicators.

**Box 4. Focus of thematic Objectives**

<b>Objective</b>	<b>Programme</b>	<b>Indicator</b>
9. Protection for all women and men of all ages from SGBV in crisis situations through EU supported operations	IcSP	% of financial engagement in support of Women, Peace and Security Agenda under programmable interventions – (Article 4)
	CFSP	9.8% of peacekeeping and peacebuilding missions with specific provisions to improve the security and status of girls and women of all ages. <sup>16</sup>
15. Equal access by women to financial services, productive resources including land, trade and entrepreneurship etc.	1. Partnership Instrument Women's Economic Empowerment in Latin America and G7 countries.	15.2 Address the Gender gap in wages, by sector in economic activity (SDG 5.1)
17. Equal rights and ability for women to participate in policy and governance processes at all levels.	EOM Missions	17.4% representation of women among technical experts deployed in electoral observation missions.

With respect to IcSP the report is limited to the programmable and centrally-managed operations for IcSP under Article 4, while Delegations are responsible for the reporting on the non-programmable actions they manage under Article 3.

<sup>16</sup> Policy orientations and mandates for CFSP actions are decided by the Council, therefore it is not possible to impose the use of any specific indicators – whether activity or output-based. That is why the indicators listed differ from the indicators in GAP II.



### 3.3.2. In the frame of International Cooperation and Development.

*(See Annex 2, Table 6 for Summary of selected Thematic Objectives)*

On **Reporting**, twenty specific reports have been collected, fourteen of which from operational services, while information from coordination services has been drawn from direct interviews.

On the several objectives of the **Institutional Cultural Shift in EU external relations**, progress on implementation of GAP II is evident.

Gender equality and women's rights have been included in several international agendas with EU emphasising gender equality issues. For instance in the Global Partnership for Effective Development Cooperation, in the outcome document of the Second High Level meeting held in Nairobi in 2016 (gender is one of the indicators for monitoring the Global Partnership), or in the Symposium on Food Security organised by the G7 in Japan in October 2016 (EU facilitated a panel on gender), etc. DG DEVCO contributed to preparation of EU statements promoting women's rights and women's empowerment in key UN events, as well as international days on human rights. More evidently in the Proposal for a new European Consensus on Development adopted in May 2017, submitted by the Commission to the European Parliament and the Council in November 2016, gender equality and women empowerment were listed among the global challenges to be tackled by and the principle values which drive the EU development action. The increasing volume of background briefs (91 this year) on gender equality for bilateral and multilateral meetings prepared by DG DEVCO is noteworthy as an indicator of the frequency with which EU is pushing the issue.

A strong leadership has been driving the policy dialogue at thematic and regional level and the implementation of the GAP II. A non-institutional Strategic Advisor for gender equality has been nominated as well as a "European Expert Network on International cooperation and development"

GEWE is strongly supported at top management level in all areas: in the instruction for preparing the financial instruments Mid-Term Review, for instance, gender equality has been included among the criteria for the analysis.

During the European Development Days, in June 2016, the Commissioner for International Cooperation and Development said: "We should all aspire to a world where the rights of girls and women are claimed, valued and respected by all. And where everyone is able to fulfil their potential and contribute to a fairer and more just society". In addition, he highlighted his intention to promote a global initiative on gender equality and women empowerment which is now under preparation. The focus might be on fighting all forms of violence against women and girls.

Several champions have been identified – at top and middle management, while in some cases the identification reached the operational level, like in the Rural Development sector where an exercise is ongoing to support Commission staff (at Delegations and HQ level) to engender food and nutrition and agricultural programmes and policy dialogue. A guidance note on how to include gender in the specific area has been prepared as well as standing technical support for Delegations.

Increased attention to GEWE is also paid in the Asia, Central Asia, Middle East, Gulf, Pacific geographic areas, with the organisation, for instance, of an event on 'Empowered Women, Prosperous Afghanistan', fringe event of the Afghanistan Conference held in October 2016, and the organisation of a working group event on violence against women in the Pacific.

In six thematic areas, all programmes are informed by gender analysis, including in sectors such as Information and communication technology (ICT), energy, employment, food and nutrition. Thirty-two GFPs have been identified, some of them working at thematic level (like on Migration, Employment, Sustainable Energy and Climate change). Continuous efforts are made at the HQ and the field to produce better results for gender mainstreaming through strengthening the competences of staff both at HQ and EUD (e.g. through revision of core curricula, preparation of guidance notes on specific thematic issues, regular training sessions organised by thematic area or region, etc.) and increasing the number of gender focal persons that can act as catalysts and orient their peers on resources and available support. The EU Gender Resource Package<sup>17</sup> has been prepared and made available on-line, and additional gender expertise has been made available during the year to support the implementation of the GAP through preparation of gender analysis and mainstreaming of gender in new programmes across sectors. Consistent efforts were made to increasingly leverage the internal quality support procedures to improve the quality of gender mainstreaming of new programmes.

Specific questions related to the GAP implementation assessment criteria (the minimum standards specified in the GAP II itself) were included in the EAMR (External Assistance Management Reports). The experience of the first year 2016 is promising. The EAMR report provided more contextualised information on the issues of resources dedicated to gender, the gender analysis generated and its use for programming purposes. The responses to the questions integrated in the EAMR format are informative and encouraging. Although it becomes clear that not all the EUD interpret the question in the same manner, thus some revision of the question (and/ or a further clarification as to what is expected as an answer) may be necessary. E.g. regarding "*level of expertise on gender equality, including the number of relevant operational and management staff with the promotion of gender equality in their job description*" answers varied. Some Delegations provided full detail, including on the male and female representation ratio among staff, presence of gender focal persons, mechanisms used to engage external expertise as required, and training. Others were much more succinct in their indication of presence of gender focal persons.

It is only through the EAMR that this reporting exercise can respond to the satisfaction or not of the minimum standards of performance as indicated in the GAP II, and allow for a comparative view (over time and across regions).

---

<sup>17</sup> <http://eugender.itcilo.org/>

**Box 6. Minimum Standards on GAP implementation assessment criteria**

1. OECD/DAC Gender Marker 0 (a marker which attributes a score to projects based on how significant its gender dimension is) is always justified;
2. There is a gender analysis done for all priority sectors (by end 2016);
3. Sex-disaggregated data is used throughout the project and programme cycle and programming;
4. Gender expertise is available and used timely in the programme cycle and programming;
5. GAP objectives are selected to be reported on.

Out of 108 reports reviewed:

- 11 Delegations reportedly met all of the five minimum standards
- 32 Delegations reportedly met four of the five minimum standards
- 29 Delegations reportedly met three of the five minimum standards
- 21 Delegations reportedly met two of the five minimum standards
- 8 Delegations reportedly met one of the five minimum standards
- 7 Delegations reportedly could not meet any of the five minimum standards

It should be noted that in a few cases the standard regarding justification of the OECD/DAC Gender Marker 0 was not applied as there were no actions marked 0 for the year under review (see more on Gender Marker 0 under Indicator 5.3.1.).

**Table 6. Minimum standards on GAP II implementation (by region)**

Region	Number of reports	5 standards met	4 standards met	3 standards met	2 standards met	1 standard met	0 standard met
Americas	18	0	4 (22%)	6 (33%)	4 (22%)	1 (0.05%)	3 (16%)
Asia and Pacific	17	3 (18%)	6 (35%)	6 (35%)	2 (12%)	0	0
Eastern and Southern Africa	23	2 (9%)	8 (34%)	5 (22%)	6 (26%)	2 (9%)	0
Western and Central Africa	23	2 (9%)	5 (22%)	7 (30%)	6 (26%)	2 (9%)	1 (4%)
North Africa and Middle East	10	1 (10%)	4 (40%)	1 (10%)	2 (20%)	1 (10%)	1 (10%)
Europe and Central Asia	17	3 (18%)	5 (30%)	4 (24%)	1 (6%)	2 (11%)	2 (11%)

**Box 7. New Actions in 2016 under Gender Marker 0** (defined as "no inherent potential impact on gender equality")

	OECD Gender Marker 0 Actions	All Actions	% GM 0
DEVCO	88	219	40,18%
NEAR	36	83	43,37%
Grand Total	133	315	42,22%

The existing reporting system allows to weigh the number of actions (and the amount of funds being used) cross-referenced with the OECD Gender Marker 0. The table above shows the results for 2016 of *new* actions under the responsibility of the International Cooperation and Development services and the Neighbourhood and Enlargement negotiations' services.

From 2016 analysis, 58.8% of new initiatives adopted in International Cooperation and Development areas in 2016 (i.e. 213 out of 362) have been marked as mainly or significantly aiming at promoting gender equality and/or women empowerment (Gender Marker 2 or 1). The percentage amounts to 56.6% for Neighbourhood and Enlargement negotiations' initiatives (47 out of 83 new initiatives) in the same period. Considering that the results were on average 47.3% in 2015, the progress is undeniable.

The reading of the EAMR reports shows some cases where the information is not provided (e.g. number of actions is not noted). Other cases indicate that a possible correction might be required in how the new action has been marked and registered in the database. In other instances, the justification for GM 0 is the lack of gender analysis therefore difficulty in determining the impact, if any, of the action on gender equality. Some reports simply state that the action will not have any pertinence to gender equality without providing justification as required.

It is however worth noting that even in those cases where the EAMR indicated the existence of gender analysis, there are still actions marked OECD Gender Marker 0 that are not justified, e.g. 21 cases (out of the 108 reports) show that the same Delegation has indicated that gender analysis has been done, or is available from external sources, and provides no justification or a blanket statement on the new actions marked GM 0. On the other hand, in 17 cases (out of the 108 reports) where the report indicates that no gender analysis has been done or has been used, satisfactory justification for the GM 0 has been provided.

On **Thematic Priorities and Objectives**, some services in the International Cooperation and Development area selected GAP II Thematic Priorities C. Economic and Social Empowerment and D. Voice and Participation but not any specific Thematic Objective, and overall few services selected GAP II Indicators. Thematic Objective 18 (Women Human Rights Defenders, CSOs, etc. able to work freely and are protected) was selected by services working specifically under the Human development and Migration areas, as was Objectives 7 (Girls and women free from violence). The Objective 13 (Equal access to education and VET) was selected three times, as well as Priority D. Objectives 14 (Access to decent work), 15 (Access to financial services, etc.), and Thematic Priority C have been indicated as priorities in only two cases. See detailed breakdown in Annex 2, Table 6, including the selection of Indicators.

The focus and scope of programmes varied widely, in line with the mandates of the different services.

Support under Objective 13 includes, for example, formulation of the 11<sup>th</sup> EDF EU-ACP programme on Research, Innovation and TVET as well as education opportunities in fragile and crisis-affected contexts (Global Partnership for Education).

Programmes which addressed Objective 18, were listed in four cases, for example, the EIDHR 2016 call for proposals aiming particularly to reinforce the capacity of Women human rights defenders organisations, or the enabling women migrant workers' organisations to engage with accountability in order to enhance their rights; decent work in the garment sector, Framework Partnership Agreements (FPA) through the CSO/LA line to women's organisations in Latin America and Asia; and promoting intercultural dialogue and culture. Programmes under Objectives 7 include action against FGM and child marriage.

Programmes under Objective 15 include support to the ELAN Network (European Latin America Technology based Business Network and Latin America) and to AL-INVEST - described as a flagship programme of EU cooperation with Latin America which aims to promote inclusive growth and create opportunities through facilitating the internationalisation of thousands of Latin American SMEs. In 2016 a Framework Partnership Agreement with Asia-DHRA (Development of Human Resources in Rural Asia) has been initiated, to support women producers' organisation and participation in economic and policy advocacy activities.

Policies like the Aid for Trade Strategy (currently under revision which will factor in gender dimensions), the Private Sector Development and Engagement Policy, and the Sustainability along the Garment Value Chain, contribute to GAP II Objectives 14 and 15. The Action 5 of the Private Sector Development and Engagement Policy, for instance, aims at increasing support for inclusive finance, with a particular focus on the financial inclusion of women, youth and rural populations; in the Sustainability along the Garment Value Chain – the garment sector, in which women and girls make up 75% of workers, is identified as a characteristic global value chain for a number of diagnostic studies and pilot operations to promote a sector-specific multi-stakeholder approach and engage with the private sector on responsible business conduct, investment and decent work and on building momentum around the implementation of the Agenda 2030.

Gender issues are cross-cutting issues in several actions supported under the DCI/GPGC (Global Public Good and Challenges) and EDF/INTRA ACP frameworks. In the former, for example, EU support to the World Bank's Consultative Group to Assist the Poor (CGAP) programme that covers specific action on women's access to financial services, including digital.

### 3.3.3. In the framework of Humanitarian Aid and Civil Protection

(See Annex 2, Table 6 for Summary of selected Thematic Objectives)

Several of the objectives outlined under each of the four priority areas of the GAP II have specific implications for humanitarian action, especially Objective 9 on protection from gender based violence in emergencies. Nevertheless as not all indicators fit within the humanitarian mandate, reporting only takes place on a selected number of indicators.

On **Institutional Cultural Shift in EU External Relations**, the EU made commitments on gender equality at the 2016 World Humanitarian Summit 2016. These include the full implementation of and reporting on the new framework outlined in the GAP II, the continued implementation and dissemination of the EU gender policy, the adoption and institutionalisation of new Protection Guidelines, and the utilisation of the Gender-Age Marker, as well as financial support for gender-based violence services. 304 programmes, that is, 40% of all new programmes formulated in 2016 in this specific area, were informed by gender analysis.

On **Thematic Priorities and Objectives**, three Thematic Objectives have been indicated as priorities: Objective 9, 12 and 13.

Objective	Indicator
9. Protection for all women and men of all ages from sexual and gender based violence in crisis situations; through EU supported operations	9.7. N# of EU funded humanitarian targeted actions that respond to GBV. 9.9. N# of EU funded humanitarian programs marked 2 by the ECHO gender/age marker and/or Inter-Agency Standing Committee (IASC) marker. 9.10. N# of EU Member States and partner country sign up to the global initiative Call to Action on Protection from GBV in emergencies
12. Healthy nutrition levels for girls and women and throughout their life cycle.	12.5. N# of women of all ages, but especially at reproductive age, and children under 5 benefiting from nutritional related programme with EU support
13. Equal access for girls and women to all levels of quality education and vocational education and training (VET) free from discrimination.	NOT GAP II INDICATORS N# of boys and girls that access safe, quality learning opportunities N# of teachers and other education personnel trained to create a supportive learning environment and to promote learners' psychosocial well-being).

In 2016, the EU continued implementing the 'Staff Working Document on **Gender in Humanitarian Aid: Different Needs, Adapted Assistance**' (July 2013), for instance by mainstreaming gender and age in its humanitarian operations. Assistance included medical care, psychological support and, as much as possible, referral to legal services and socio-economic assistance. In addition, the EU also supported 84 humanitarian projects related to gender-based violence for over EUR 18 million directly reaching almost 3.4 million beneficiaries<sup>18</sup>, including in Syria, Turkey, the Democratic Republic of Congo, South Sudan and Colombia. In 2016 the EU also allocated EUR 1.8 million to support capacity building, including EUR 600.000 to UN Women for the revision of the IASC Gender Handbook and

<sup>18</sup> Estimated total number of direct beneficiaries of results where SGBV is a subsector

EUR 1.2 million to the International Rescue Committee for the development of tools and approaches to conduct GBV case management in hard-to-reach areas.

To support the Gender policy implementation and coherence, the EU has introduced a **Gender-Age Marker**, which applies to all projects funded since January 2014. According to the Gender-Age Marker, in 2015, 89% of all EU funded humanitarian actions integrated gender and age. Out of preliminary assessment of the 2016 allocations, 37% of submitted proposals were marked 2 (strongly integrated gender and age) by the Gender Age Marker (compared to 29% in 2015).<sup>19</sup>

Furthermore, the EU adopted in May 2016 a policy document on **Humanitarian Protection: Improving protection outcomes to reduce risks for people in humanitarian crises** (SWD (2016) 183 final). The document views protection as a single sector, encompassing all aspects of protection, including GBV, and is currently being rolled-out.

In 2016, the EU continued implementation of the six individual commitments under the **Call to Action on Protection from Gender-Based Violence in Emergencies** – a global initiative, of which it has been a part since 2013. The made pledges focus on policy dissemination and making available funding to implement the Call to Action Roadmap.<sup>20</sup> This includes for 2016 the before-mentioned activities regarding the Protection Guidelines and the funding for targeted actions and capacity-building in the area of GBV. On 21 June 2017, the EU took over as the lead of the global initiative Call to Action on Protection from Gender-Based Violence in Emergencies from Sweden, and will focus on uptake and implementation of the Call to Action by the humanitarian community, in particular at field level and increased focus on prevention of GBV in emergencies.

The EU funds both nutrition-specific Severe Acute Malnutrition treatment projects and nutrition-sensitive prevention projects in the sectors of health, food assistance and WASH. Also, in 2016, at the time of submitting the GAP II Report, EUR 107 million had been allocated to nutrition projects. In 2015, 16.8 million beneficiaries (mainly children under 5 and women of reproductive age) benefitted from nutrition projects funded by EU's humanitarian aid.

On the third selected Objective (13), in 2016 the EU has more than quadrupled its humanitarian assistance to education in emergencies as a follow-up to the Commission's commitment to reach the global target of 4%. As of November 2016, EUR 62 million had been allocated to education in emergencies. Through its education in emergencies projects, the Commission's objective is to ensure safe access to quality education, both formal and non-formal for boys and girls that are affected by humanitarian crises. Funded actions will also support activities such as mine risk education, life skills and vocational training, recreational activities and psychological support. Children will also benefit from the

---

<sup>19</sup> This data will need to be validated by a formal internal assessment (to be conducted towards end of 2017/beginning of 2018).

<sup>20</sup> The commitments entail the continued implementation and dissemination of the Commission's humanitarian gender policy; the adoption and implementation of the Commission's new Protection Policy; the use of DG ECHO's Gender-Age Marker as mandatory for all EU-funded humanitarian actions; the full implementation of the EU framework for "Gender Equality and Women's Empowerment: Transforming the Lives of Girls and Women through EU External Relations 2016-2020", where DG ECHO will report on funding allocations for GBV on a yearly basis.

provision of school material and the building or rehabilitation of schools. Teachers, parents and caregivers will also benefit from training. Between 2012 and 2016, close to EUR 90 million was allocated to education in emergencies from the EU's humanitarian budget. In 2016, an additional EUR 44.5 million was allocated to education in emergencies through the Emergency Support Instrument and the Turkey Facility as well.

### 3.3.4. In the framework of Neighbourhood Policy and Enlargement Negotiations

*(See Annex 1, Table 2 for Summary of Institutional Culture Shift)*

On **Reporting**, 11 specific reports have been submitted but not all questions have been responded to, some were marked n/a, and no replies were given to several indicators.

On **Institutional Cultural Shift in EU External Relations**, *(See Annex 1, Table 2 for Summary of Institutional Culture Shift)* the reports place considerable emphasis and enumerate several actions to mainstream gender throughout the geographic and thematic areas. The importance of gender analysis, either prepared by EUD or by partners, is recognised; however, the overall number of programmes informed by gender analysis is not clear. Gender analysis studies should be completed in 2017. 5 GFPs have received training.

On **Thematic Priorities and Objectives** the services working on eight countries selected the Thematic Objective 7 (Women and Girls free from Violence), three selected Objective 15 (Access to financial services, etc.), while Objectives 13, 14, 16, 17 and 18 were selected twice each. The Thematic Priority B has been selected four times, while the Thematic Priority C only twice. Some services only reported on the GAP II Indicators they're going to use: 13 Indicators under Objectives 7, 14 and 17; Neighbourhood East selected one Indicator under Objective 15. Many report that Indicators have yet to be determined.

The cooperation programmes reported on cover a range of areas. The **Neighbourhood South** reports, for instance, describe programmes covering migration, women and children refugees' safety and protection (with UNICEF); SME and youth employment; participation in public affairs and public life; and building the capacity of media organisations. The cooperation support for the **Neighbourhood East** region, on the other hand, has a focus on human rights budget support (Armenia), and public administration reform (the Republic of Moldova and Georgia) with the intention respectively of affecting the gender gap in wages and mainstreaming gender. Support to finance management programmes (Armenia) aims to have a gender-sensitive state budget by 2018. Several programmes to build women's entrepreneurship and SMEs, and agriculture programmes to improve living and economic conditions in rural areas are being supported in Armenia, Georgia and the Republic of Moldova. In Ukraine, two actions, Support to Rule of Law Reforms and Support to a Comprehensive Public Administration Reform, include specific measures ensuring equal opportunities and gender equality and aim to have improved access of women to senior management and decision-making positions across rule of law stakeholder institutions and in the context of the civil service reform.

In the Western Balkans the EU cooperation highlights capacity building on stopping VAWG for governmental and NGO service providers and women's organisations, CSOs and Human



Rights Defenders in alignment with CEDAW as part of a regional programme implemented by UN Women and UNDP (Montenegro) (Objectives 7 and 18).

In Montenegro, the Commission Gender Programme implemented by UNDP covers work on VAWG, women's economic empowerment and women's political participation. Programmes led by the Netherlands include a journalistic investigation on women and democracy, a feminist school, and a programme led by Slovenia transferring expertise on gender equality from Slovenian to Montenegrin institutions.

In Bosnia and Herzegovina, the EU cooperation includes work on VAWG, gender and justice led by Sweden, support to SMEs, crisis preparedness, and women's political participation. The EUD Report selects Objective 19 and Indicator 19.3 (Introduction of quota systems to address discriminatory practices and improve women's representation in government institutions and decision making positions).

Accession negotiations determine the ongoing political dialogue with candidate<sup>21</sup> and potential candidate<sup>22</sup> countries to join the EU (as laid out in the Accession or Copenhagen Criteria 1993<sup>23</sup>). In the context of GAP II, Chapter 23 (Judiciary and fundamental rights) and 19 (Social Policy and employment) of the EU *acquis* are key agenda items, providing the framework for discussions on gender-equality in social, economic and political spheres. Dialogues cover legal frameworks, strategies and action on gender-based violence, equality in the labour market and in political life, anti-discrimination on sexual orientation grounds, inheritance, gender-disaggregated statistics, gender-responsive budgeting, and the independence of human rights institutions (Paris Principles 1993<sup>24</sup>).

The accession negotiations provide a significant stimulus to progress on gender equality issues, resulting in some countries in steps towards legislation, for example, on gender equality, violence against women and the electoral framework, and to strategies and action plans. Discussion on implementation of CEDAW and the Istanbul Convention led, for instance, to Montenegro adopting and starting to implement the Strategy on protection from violence in family. To fulfil the opening benchmark of Chapter 19, Serbia is preparing the first draft of an action plan for the gradual transposition of the *acquis* (where necessary) and for building up the necessary capacity to implement and enforce the *acquis* in all areas covered by Chapter 19, including equality between women and men in employment and social policy, by the end of 2016. Serbia is the first non-EU country to adopt the EU Index on Gender Equality according to the European Institute for Gender Equality methodology. The Albanian Parliament adopted a new Labour Code in June 2016 with the aim of transposing various EU directives covering non-discrimination at work and parental rights, and prohibiting discrimination on ground of gender and sexual orientation in the workplace.

---

<sup>21</sup> Albania, the former Yugoslav Republic of Macedonia, Montenegro, Serbia, Turkey

<sup>22</sup> Bosnia and Herzegovina, Kosovo

<sup>23</sup> The accession criteria, or Copenhagen criteria (after the European Council in Copenhagen in 1993 which defined them), are the essential conditions all candidate countries must satisfy to become a member state. These are: political criteria: stability of institutions guaranteeing democracy, the rule of law, human rights and respect for and protection of minorities; economic criteria: a functioning market economy and the capacity to cope with competition and market forces; administrative and institutional capacity to effectively implement the *acquis*\* and ability to take on the obligations of membership.

<sup>24</sup> The Paris Principles 1993 set out international standards which frame and guide the work of National Human Rights Institutions (NHRIs).

Implementation, as always, takes time and will be useful to track in future GAP II Reports. In Kosovo, a 2016-2020 Strategy for Equality and Non-Discrimination was adopted.

Political dialogue with Neighbourhood East countries, e.g. in Georgia and Moldova, covers a narrower gender equality agenda, and is focussed on putting previous policy commitments into practice, and, here too, political dialogue has encouraged change. Attention in the 2016 dialogues with Ukraine, in the framework of the Annual Human Rights Dialogue, was on the effects of the conflict on children's access to protection, education, healthcare, housing, and on their risk to be recruited as child soldiers and vulnerable to sexual exploitation. Other matters discussed include the amendment of the Criminal Code and Procedural Code to strengthen liability for domestic violence, the adoption of a National Action Plan on UNSCR 1325, gender equality in the labour market and political life, and the development of a SME strategy. Furthermore, civil society organisations dealing with women's rights and gender equality were consulted in the programming process for the Single Support Framework 2018-2020.

The Istanbul Convention (Council of Europe Convention on preventing and combating violence against women and domestic violence) (April 2011) features in political dialogues with all Neighbourhood/Enlargement countries.

### 3.4. EU Member States – at Capitals' level

*(See Annex 2, Table 7 for EU Member State Capitals)*

On **Reporting**, in addition to EU Member States reporting through Delegations in partner countries, EU Member States capitals submitted GAP II Year 1 reports covering multi-country, regional or specific programmes managed directly. 22 EU Member States capitals reported. Of these, two reports (**CZ and HR**) did not contain a section on Thematic Objectives. Several EU Member States selected Thematic Priorities only, or a mix of Thematic Priorities and Objectives: Priority B – 2 EU Member States (**LU, SE**); Priority C – 5 EU Member States (**FR, LU, PT, SE, SK**); and Priority D – 4 EU Member States (**FR, LU, PT, SE**). Except for 4 EU Member States who selected one Objective only (**DE** Objective 11; **DK** Objective 7; **IT** Objective 7; and **LV** Objective 13, adding that other work fell under all Objectives), all other EU Member States selected three or more Objectives across the Priority areas. **FI** wrote that it would report in more detail on programmes under its selected Thematic Objectives in future years, but for 2016 it selected indicators which represent its overall gender relevant work beyond the global/regional focus, including also the country level work. **SE** added that its feminist foreign policy and support to multilateral organisations (SE is the largest donor to UN Women, UNICEF, UNFPA, UNAIDS) constitute an important possibility to pursue all priorities of GAP II. Other EU Member States capitals also provide core support to UN Women.

On **Thematic Priorities and Objectives**, the selection by EU Member States Capitals mirrors quite closely that of Delegations. Objective 7 (Girls and Women free from violence) is selected by 15 EU Member States, followed by Objective 13 (Education & VET) chosen by 10 EU Member States, Objective 17 (participation in policy and governance processes) by 8 EU Member States, and Objective 15 (Financial service, etc.) by 7 EU Member States. See Annex 2 Table 7 for a full breakdown. In contrast to Delegations, 9 EU Member States selected Objective 11 (Sexuality and SRH).

Overall, except for three reports (**BE, FI, PL**) there is little alignment with GAP II Indicators, hence the low numbers of GAP II Indicators selected. Project indicators were provided in many cases and many provided no indication as to their assignment to a GAP objective. It is probable that the nature of the programmes reported on, such as, support to international organisations, capacity building of public, private and civil society organisations, support to strategy development, etc. makes it difficult to find a clear correspondence to the GAP II Indicators. It is also possible that the GAP is not the primary reference framework for the identification of indicators to be used in programme documents. It would however be possible to approximate these with a closer analysis.

The choice of Indicators, although low overall, does mirror that of Delegations for the highest scoring Objectives. Indicator 7.3 and 7.2 score 6 and 5 respectively. Indicators 13.5 and 13.10 score 5 each. Indicator 11.1 (maternal mortality ratio) was selected most often. EU Member States found little alignment with GAP II Indicators under Objectives 15 (Financial services, etc.), 17 (Participation in policy and governance processes) and Objective 20 (Climate and environment decision-making). Many EU Member States' capitals listed project indicators. Some EU Member States with smaller development cooperation budgets, such as, **LT**, do not apply indicators to their funding as the amounts are small and, instead, rely on end of project results.

Regarding Objective 20, **FI** reported that it supports relevant work to increase women's participation in climate change and environmental issues but the indicator does not relate well with the work. It asks if there is a possibility to add an indicator on decision-making process. As mentioned above, a similar point was raised in the EUD reports.

### **Box 8. Statistics regarding choice by the EU Member States of Thematic Objectives and Indicators**

<b>Objective (numbered as in GAP)</b>	<b>No of MS</b>	<b>Indicator</b>	<b>No of MS</b>
7. Girls & women free from violence	15	7.3 No of referred cases	6
		7.2 Prevalence of violence	5
13. Education & VET	10	13.5 Primary education	5
		13.10 Benefiting from VET	5
11. Control over sexuality & SRH	9	11.1 Maternal mortality	7
17. Participation in governance processes	8	Little alignment with GAP II Indicators	
15. Financial services	7	Little alignment with GAP II Indicators	
9. Protection in crisis situations	4	Little alignment with GAP II Indicators	
8. Trafficking	3	Little alignment with GAP II Indicators	
16. Clean water, energy,	3	Little alignment with GAP II	

transport, etc.		Indicators	
20. Decision-making climate/env.	3	Little alignment with GAP II Indicators	
18. WOs/CSOs & HRDs	2	Little alignment with GAP II Indicators	
19. Challenges social norms	2	Little alignment with GAP II Indicators	

As with programmes and projects in partner countries, the scope of support varies hugely from large regional and multi-country programmes, cooperation through UN organisations, to small-scale projects. Support to the implementation of UNSCR 1325 and related Resolutions features more prominently in EU Member States than EUD reports.

As with EUD reports, much of what is reported upon is on-going programmes and projects which fall well or partly under the GAP II umbrella. It is expected that in years 2017 and beyond, some initiatives will be funded to address gaps in coverage of GAP II Thematic Objectives, and, furthermore, that as gender mainstreaming is understood and practised more broadly and deeply by many more EU actors, all development cooperation programmes will further GAP II Priorities and Objectives.

## 4. Advancing Sexual and Reproductive Health and Rights (SRHR) through the GAP II

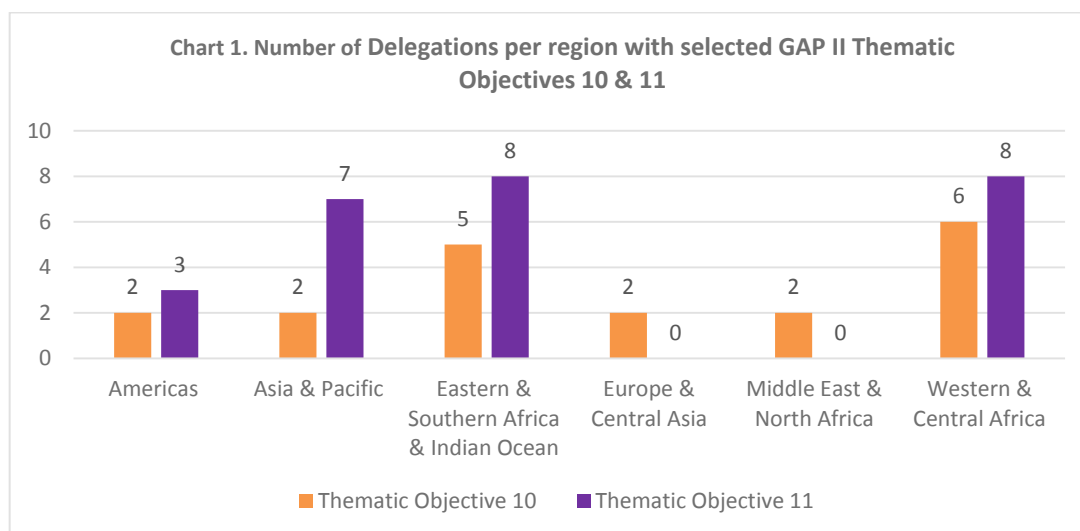
Following the Council's Working Party on Development Cooperation (CODEV) request and the Commission agreement of April 2016 to report regularly on Sexual and Reproductive Health and Rights (SRHR), analysis has been produced on the implementation of the Objective 11 "Promoted, protected and fulfilled rights of every individual to have full control over, and decide freely and responsibly on matters related to their sexuality and sexual and reproductive health, free from discrimination and violence" and 10: "Equal access to quality preventive, curative and rehabilitative physical and mental health care services for girls and women".

A full report, also including EU financial commitment to SRHR using the OECD G8 Muskoka method<sup>25</sup>, is provided in the Annex 4: SRHR in EU Development Cooperation.

GAP II includes the Thematic Objectives 10 and 11 to tackle SRHR as an intrinsic aspect of gender equality and women's empowerment.

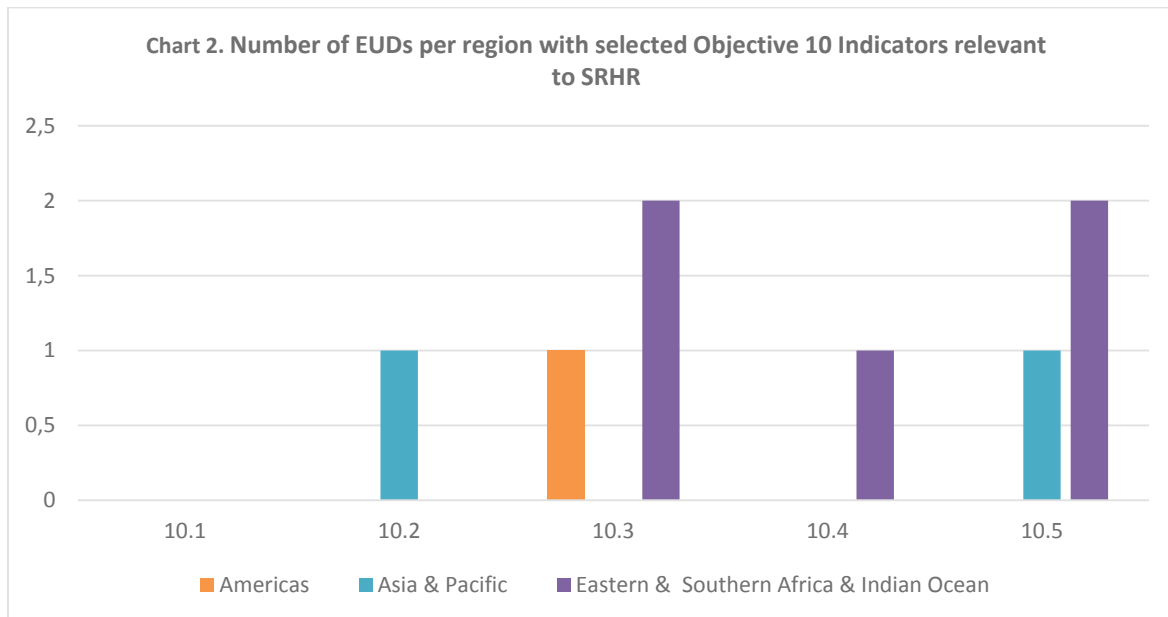
Many of the indicators proposed by the GAP II are Sustainable Development Goals' indicators as well as some drawn from the EU Result Framework (EU RF). The Delegations and HQ's reports received did not report against the specific GAP indicators.

As shown in chart 1, 19 EUDs are working on Objective 10 (equal access to quality preventive, curative and rehabilitative physical and mental health care services for girls and women) with a higher prevalence in Eastern & Southern Africa & Indian Ocean and Western & Central Africa regions. 26 EUDs in four regions are supporting Objective 11 (the right of every individual to have full control over, and decide freely and responsibly on matters related to their sexuality and sexual and reproductive health, free from discrimination, coercion and violence) with a higher occurrence in Eastern & Southern Africa & Indian Ocean and Western & Central Africa.



<sup>25</sup> <http://www.g8.utoronto.ca/summit/2010muskoka/methodology.html>

Chart 2 shows which Indicators of Objective 10 were selected by reporting Delegations and Member States in the different regions and in how many countries they were integrated in the programmes included in the reports. Objective 10 Indicators were selected only in three regions: Americas, Asia & Pacific, and Southern Africa & Indian Ocean.



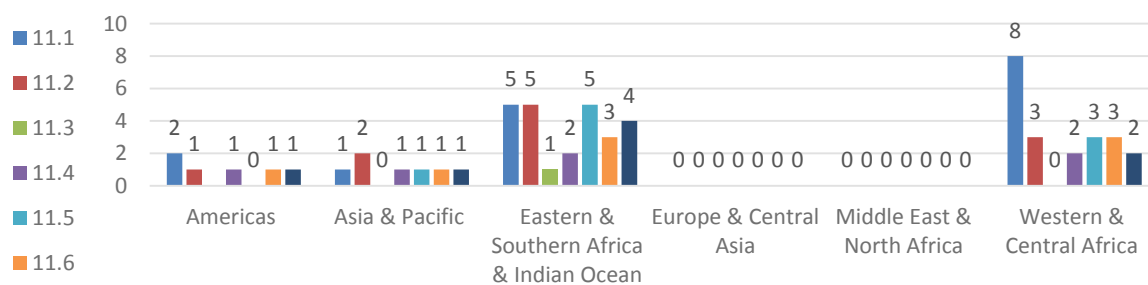
Three countries are supporting the use of hospitals, health centres, and clinics providing basic drinking water, adequate sanitation and adequate hygiene (10.3). Three countries are engaged in immunisation of 1-year olds with EU support (10.5). Only one country in Asia & Pacific selected the Indicator 10.2. (Proportion of persons with a severe mental disorder who are using services). Indicator 10.4 also (N# of people with advance HIV infection receiving antiretroviral drugs with EU support (EURF)) was selected by one country only, in Eastern & Southern Africa & Indian Ocean. Indicator 10.1 was not selected by any EUD or Member States.

Chart 3 shows that reporting Delegations and Member States in Europe & Central Asia and Middle East & North Africa countries did not select any of Objective 11 Indicators. All Indicators, except the 11.7 (N# of women using any method of contraception with EU support (EURF)) have been selected at least in one country across the different regions.

Maternal mortality (11.1) is addressed in 16 countries, antenatal care services coverage (11.2) in 11 countries, family planning (11.4) only in 6 countries, sexuality education for young people in 9 countries, N# of births attended by skilled personnel (11.6) in 8 countries.

Support to cervical cancer screening (11.3) is disappointingly addressed only in one country and the use of contraceptive is not addressed (11.7) at all.

**Chart 3 Number of Delegations per region with selected Objective 11 Indicators relevant to SRHR**



## 5. Conclusions and the way forward

Progress has been made with the implementation of GAP II. The work done during 2016 was an incremental contribution to previous initiatives launched under the first Gender Action Plan. The level of ambition was indeed higher, matching the political commitment shown at the highest level of EU hierarchy as well as in some of the EU Member States. Considerable investments are made targeting gender equality and the rights of women, with action against violence against women and girls being the obvious lead issue funded. This report could only capture those initiatives reported – by no means the full picture of what EU actors are pursuing to fulfil their commitments and pledges in contributing to the realisation of gender equality and the empowerment of women across the world. It also sheds light on the great importance of coordination and continuous flow of information over initiatives, lessons learned and the many ways to achieve the commitments taken.

Allowing for the necessary start-up time, the time taken to prepare or commission gender analysis and the early reporting deadline, important initiatives have been taken towards shifting institutional culture and contributing towards achieving thematic priorities and objectives.

Some EU Member States have demonstrated 'best practices,' where gender equality is a legal obligation, and hence integrating gender analysis and gender equality issues is the responsibility of all staff. Several others have a track record of work on gender equality, women's empowerment and women's rights, and mainstreaming gender analysis in programmes and institutional practice.

GAP II has set an ambitious **target to mainstream gender actions across 85% of all new initiatives by 2020**. Full compliance in GAP reporting and implementation will be key to achieving this ambitious target. Gender issues must be integrated across the programme cycle, as early as the formulation stage and reviewed critically with a gender lens through the QSG process. Gender-blind projects should be an absolute rarity. Progress is undeniable: 58.8% (213 out of 362) of new initiatives adopted in the International cooperation and development area in 2016 and 56.6% (47 out of 83) in the Neighbourhood and Enlargement Negotiations area have been marked as mainly or significantly aiming at promoting gender equality and/or women empowerment (Gender marker 2 or 1) while 92% (44 out of 48) of new initiatives adopted in area of EU foreign policy have been marked as mainly or significantly aiming at promoting gender equality and/or women empowerment, against an average of 47.3% in 2015.

**Gender analysis** is beginning to take a more central place in the planning and formulation of programmes and projects, but is still a long way from being fully integrated into the programme and project management cycle. Allowing for variations among EU actors, to date these initiatives do not quite constitute the coherent programme of action required – internally in institutions and externally through policy and political dialogue and cooperation – to fully contribute to the enabling environment for the enjoyment of rights by women and girls, along with men and boys.

**Mainstreaming or integrating gender analysis throughout** all external actions remains a challenge, with some EU Member States being at a better level than the rest of the EU actors. In practice, the reports appear to point toward a narrow view of gender mainstreaming. Examples include: holding a separate policy or political dialogue meeting on gender issues,



incorporating a separate component within a large sector programme, or arranging a specific session on gender perspectives in a training programme in place of integrating gender analysis throughout 'mainstream' dialogues, cooperation, and training.

There is some evidence that **responsibility for supporting and implementing GAP II** is in fact moving beyond the GFPs to political leaders and senior and middle management. However too few senior political and management leaders are engaging openly with the implementation of GAP II and providing the necessary support and accreditation to GFPs. The bridge between commitment and implementation of the GAP II is still under construction. In a recent survey of the Commission's GFPs, 'my hierarchy's commitment' was pinpointed as the most important factor in determining the quality of gender mainstreaming. Less than one-third of Commission GFPs who responded to the survey have the GFP function in their job description and over one-third has held the role for less than one year. Many continue to cover several roles and hence, time constraints hamper their ability to perform the GFP role fully.

**Reporting on GAP II** is mandatory for EU institutions and actors but many did not report. While at Delegation level, the response was very elevated (108 reports submitted), the number of Commission services and EEAS departments reporting was proportionally lower (20 reports were received on the International Cooperation and Development policies, 11 from the Neighbourhood and Enlargement negotiations area and four divisions from EEAS) while twenty-two EU Member States reported.

**Concerted efforts** in the years 2017 to 2020 are now needed by all EU actors – HQ and in partner country offices – to ensure gender analysis is carried out for all new external actions. In parallel, the Mid-Term Review of the financial and programming cycle, scheduled to be completed by the end of 2017, is an opportunity to review and adjust current programmes and projects to better deliver GAP II objectives. Attention should be paid to those objectives currently receiving little (as per the information provided in the Reports), such as Objective 20 (Equal rights enjoyed by women to participate in and influence decision-making processes on climate and environmental issues). Other Objectives also, such as 14 (Access to decent work for women of all ages) will require greater consideration in those geographical regions where it is not currently prominent on the EU and partner agenda.

## 5.1. How to improve the GAP implementation

### 5.1.1. Senior managers role in HQ and partner country level

1. **GAP reporting is mandatory:** All Delegations and HQ Commission services dealing with external relations, and particularly those who did not report on 2016, must be reminded of the mandatory nature of GAP II reporting. Non-reporting EU Member States in 2016 need further encouragement. The support of management is required to both initiate actions for the implementation of the GAP as well as to sustain initiatives already on-going.
2. **Engendering policy dialogue/s:** The Reports submitted enumerate political and policy dialogue occasions where gender equality and/or specific issues, such as violence against women and girls (VAWG), are raised, but there is little evidence that gender equality dimensions are on the agenda in all dialogues. It remains crucial to

emphasise the importance of integrating gender issues into Sector Dialogues, such as, on Public Finance Management, Public Administration Reform, Trade, Energy, Agriculture, Transport and Infrastructure.

3. **Better coordination at country level:** clear instructions must be sent from Capitals and HQ to country level to increase and improve the coordination and seek for coherence in the country level at thematic priorities choices and programming.
4. **Encourage staff to implement GAP II:** Top EEAS and Commission management - at HQ and country level - need to take the lead and enable their staff, including through assignment of appropriate resources, to earnestly pursue the objectives set by the GAP, using the minimum standards of performance as a basis to measure progress. It must be clearly and continuously communicated by the Capitals and HQ to all country-based embassies and Delegations, that the implementation of the GAP requires attention throughout the year. The preparation of the report is only one moment in the time-line of implementation.
5. **GAP II implementation is everyone's responsibility:** It has become a pattern in most EUDs and in headquarters to task everything related to gender to the GFP. Implementation of the GAP II and of the gender analysis was seldom a joint effort among colleagues, even in cases where the GFP has tried to get colleagues involved, particularly regarding their own sector or policy area. All staff needs to recognise that implementation of the GAP is not the sole responsibility of GFPs or B1, but a cross-cutting responsibility of respective sector and policy leads. GFPs at HQ and EUDs level are available to guide and support the process. Clear instructions need to be given to this effect by the heads of missions.
6. **Empower and support Gender focal persons:** this is not in contradiction of the above. GFP are the entry point and contact persons for the thematic areas. They are supposed to transfer information and work as first check point at country and HQ services. There is still a long way to go but progress is significant regarding synergy of management support and involvement of GFPs with the GAP implementation. In a recent survey of Commission GFPs, 'my hierarchy's commitment' was pinpointed as the most important factor in determining the quality of gender mainstreaming. Continued support and encouragement of GFPs role both internally and externally can have a substantial positive impact on their ability to perform their functions effectively.
7. **Mainstream gender in the EU programming processes** (ongoing in 2017).
8. **Systematise gender objectives** in performance assessment systems and job descriptions for all relevant staff including Management, Heads of Mission, GFPs etc.
9. **A critical review of the selection of the GAP objectives at the regional and country level** would be a worthwhile exercise to shed light on the reasons why some objectives may not be receiving attention. This is more important for issues that may be politically sensitive in some contexts, and could provide guidance on appropriate ways to tackle action and dialogue.

### 5.1.2. At operational level, both in HQ and EUD

10. It remains crucial to emphasise the importance of **integrating gender issues into Sector Policy Dialogues**, such as, on Public Finance Management, Public Administration Reform, Trade, Energy, Agriculture, Transport and Infrastructure. In addition to clear instructions from the management, this requires a careful revision of the guidelines as well as continuous collaborative efforts during key events of

clarifying the commitments of the GAP and the methodology for achieving them, tailored to the specific topic (trade, PFM, etc.)

11. The **gender analysis** by itself will only very lightly influence the design of new programmes if not deliberately pushed by management and strengthened by some further gender expertise and guidance. Gender analysis must be integrated in the sector analysis, being guided as appropriate by the existing gender analysis or a gender country profile to provide details for design. This will require further investment – integrated in the sector financial resources –and will require an earnest review of the identification and formulation mission methodologies. In many cases, additional sector-specific gender analysis should be supported at programme or project formulation stage. Furthermore, gender analysis should be integrated into the full planning process and the designing of Action Documents. This will allow reaching the 85% target of all new initiatives targeting gender in a principal and significant way by 2020.
12. Use of **sex-disaggregated data and gender sensitive indicators**: At the implementation level, it is necessary to pay attention to the indicators and type of activities per each objective that need to find their way into programmes and projects for the EU actors to uphold their commitment for the implementation of the GAP. Where feasible, gender-sensitive indicators and sex-disaggregated data must be used to better demonstrate gender-sensitive programming.
13. **Use of GAP indicators**: While it is understandable that many Delegations and the full range of actors have chosen project indicators that are not necessarily aligned to GAP indicators, new programmes should try and use GAP II indicators, which are closely aligned to SDG indicators, where feasible.
14. **Diversify gender focused programmes/interventions beyond VAWG**: The objective selected most frequently was Objective 7 (Girls and Women free from all forms of violence against them (VAWG) both in the public and in the private sphere) and the least frequently selected Objective was Objective 20 (Equal rights enjoyed by women to participate and influence decision-making processes on climate and environmental issues). While Objective 7 is extremely important, staff should be encouraged to explore programmatic interventions under other GAP objectives as well.
15. **Integrate gender in sectoral trainings**: Gender perspectives are covered in many training sessions at HQ and in partner countries, but, it is not obvious that the gender dimensions are covered in other trainings being offered across the spectrum. Further work must be done to not only attach dedicated sessions on gender methodology/ awareness to other events but actually to mainstream gender in content and methodology of existing trainings.
16. Along with a critical regional and country based assessment of the GAP objectives not selected, continuous efforts can be done to open a dialogue on issues that seem too sensitive or that have fallen out of the attention of the partner countries and the cooperating partners. This task may be shared among the EU Member States and EUD (including other cooperating partners as may be necessary) to generate analysis and discuss the gaps, etc.
17. A **review of GAP II Indicators** for Objective 20 shall be foreseen in order to better capture the range of programmes and projects in this area (See note from EU Member States FI above).

### 5.1.3. Progress in the institutional culture shift

18. **Better include gender equality's perspectives in the quality check (QSG) processes:** Under the GAP II, the EU has a target to mainstream gender actions across 85% of all new initiatives by 2020. To meet this ambitious target, ADs must be reviewed critically to justify G-marker 1 and 2. Gender-blind projects should be an absolute rarity. Programme managers, GFPs and all other relevant staff should be encouraged to ensure a gender perspective in all new programming in order to meet this ambitious target.
19. **Integrate gender in sectoral trainings:** Gender perspectives are covered in many training sessions at HQ and in partner countries, but, it is not obvious that the gender dimensions are covered in other trainings being offered across the spectrum. Further work must be done to not only attach dedicated sessions on gender methodology/awareness to other events but actually to mainstream gender in content and methodology of existing trainings. Some thinking on ensuring the quality of trainers as much as the standard training content is required.

### 5.1.4. On the Reporting exercise

20. **Harmonise databases for results reporting:** Work must continue to mainstream, to the largest extent possible, the databases that collect and collate the data for core results reporting and monitoring. This will ensure a comprehensive picture of actions and results on gender equality and women's empowerment. In this regard, the geographical regional groupings used for databases by the Commission services and EEAS should be harmonised, to the extent possible, to maximise use and cross-referencing of available data. Similar actions can be considered by the EU Member States.
21. **Explore potential for harmonising reporting requirements:** Commission services in charge of external relations and the EEAS could consider exploring the implications of a possible harmonisation of reporting on GAP II, Human Rights country strategies and UNSCR 1325 to facilitate the work of the Delegations in preparing reports while reducing their number, to improve the quality and comprehensiveness of input, and to leverage as much as possible the coordinating mechanisms at the country level.
22. **Changing the reporting deadline for Year 2 / 2017** is advisable. A delay of few months would allow integrating data analysis (on OECD Gender marker, on Results Framework, etc.) normally available in April each year. The new deadline should harmonise with other reports' timelines as much as possible. Some coordination with reporting submitted to the OECD, among others, needs to be pursued to ensure as single and most comprehensive a reporting exercise as possible.
23. **Changing reporting template:** Consideration should be given to converting much of the GAP II Reports for 2017 to an on-line system, supplemented by short templates on those aspects which require more elaboration. An on-line system would facilitate the preparation of the global GAP II Report, and should make it possible to compare data more easily across EU actors.
24. **Revise GAP reporting instructions/guidelines:** More accurate instruction on the data reporting must be included in the template to facilitate analysis. For the next reporting period, all EU actors should be advised to allocate actions (dialogue,

programmes and projects) to a relevant GAP II Thematic Objective, and where possible, to GAP II Indicators.

25. **Better coordination among Commission services and EEAS:** improved coordination is needed in the use of the indicators and on further ways to measure progress in order to measure all aspects relevant.
26. **Encourage common use of 'gender' terminology:** A common understanding of terms, as for example: 'champion', 'senior champion', 'gender expert' etc. would be beneficial to the future reports and the overall implementation. In addition, a coherent terminology amongst the practitioners is required also within the EEAS and the Commission Services.
27. **Reporting Feedback to EUDs and headquarters:** Several Delegations and HQ services have requested feedback on the accuracy and quality of their GAP reports. While it is acknowledged that feedback would be useful to improve the quality of reporting for the next reporting period, it has not been possible to provide individualised feedback within the limited timeline available. The possibility of providing more general feedback should be explored, possibly regionally or through a general feedback note reflecting 'best practices' in reporting and parameters for expected responses.

## Annex 1: Summary tables on Institutional Cultural Shift (to be read in relation with the GAP II indicators' table)

		Annex 1 TABLE 1: Summary Table - Institutional Culture Shift at EUD level - by Region									
		Responses from EUDs									
No.	Indicator	Americas (19 EUDs reported)	Asia & Pacific (23 EUDs reported)	Eastern & Southern Africa (22 EUDs reported)	Europe & Central Asia (16 EUDs reported)	Middle East & North Africa (11 EUDs reported)	Western & Central Africa (20 EUDs reported)	TOTAL ALL REGIONS			
		Countries	Countries	Countries	Countries	Countries	Countries	Count	Detail		
1.1.2	Indicate number of political/policy dialogues held between EU actors and partners in the country that raised gender equality issues	17 101 dialogues in 17 countries. Barbados and Mexico reported gender mainstreamed, counted as 1 each.	20 112 dialogues in 20 countries, includes on-going dialogues, structured framework s, such as HR Dialogue, etc. Note: gender mainstreamed in CZ/DE/FR/UK political activities in Mongolia.	16 199 Dialogues in 16 countries. Note: EUD has 100+ dialogues in Ethiopia. (Number includes mix of actual dialogues and on-going structured dialogues framework s.	15 130 plus dialogues in 15 countries, various fora, e.g. HR Dialogue, Joint Programmi ng, etc.	10 76 dialogues (in 10 countries)	13 40+ dialogues in 13 countries. Difficult to count as some reports do not give specific number (e.g. 'mainstreamed/several').	91	658		
1.3.1	Indicate N# of Member States program	8 26 MS (in 8 countries)	14 209 programmes in 14 countries (including	14 130 MS programmes in 14 countries.	11 83 MS Programmes (in 11 countries)	8 92 Programmes (in 8 countries)	10 [36 Member States in 10 countries support	65	576		

**Annex 1 TABLE 1: Summary Table - Institutional Culture Shift at EUD level - by Region**

		Responses from EUDs							TOTAL ALL REGIONS	
No.	Indicator	Americas (19 EUDs reported)	Asia & Pacific (23 EUDs reported)	Eastern & Southern Africa (22 EUDs reported)	Europe & Central Asia (16 EUDs reported)	Middle East & North Africa (11 EUDs reported)	Western & Central Africa (20 EUDs reported)	Count	Detail	
1.4.1	Have EUDs and MSs agreed on any specific measures of burden sharing for implementation of the SWD (GAPII) in the	7 Possibly 8 - Brazil answered n/a but seems yes	6 YES in 6 countries (Afghanistan: GAP reporting Cambodia: no info; China: set up gender SG to support GAP implementation; Indonesia: EUD leads on GAP; PNG:	3 YES in 3 countries: DRG (on family code & access to justice); Tanzania (will use GAP II objectives to shape programme s); Zimbabwe (on health, agriculture and justice)	6 For example: EUD/SE/AT working together on 2 indicators in Moldova; discussions on GAP in BiH & Kosovo; Joint Programme in Georgia; Coordinating support in Ukraine.	4 YES	3 In three countries	29	GAP] - often interpreted like this in reporting	

**Annex 1 TABLE 1: Summary Table - Institutional Culture Shift at EUD level - by Region**

		Responses from EUDs							TOTAL ALL REGIONS	
No.	Indicator	Americas (19 EUDs reported)	Asia & Pacific (23 EUDs reported)	Eastern & Southern Africa (22 EUDs reported)	Europe & Central Asia (16 EUDs reported)	Middle East & North Africa (11 EUDs reported)	Western & Central Africa (20 EUDs reported)	Count	Detail	
1.4.2	Is gender donor coordination mechanisms led by the EU on donor side? If	4	6	7	5	6	7	35		
	country? If yes, briefly explain what.	Countries	Countries	Countries	Countries	Countries	Countries	Countries	Countries	
			UK&FR contributed to HR & Democracy programme with GAP elements; Phil: EUD & ES support GOJUST. Myanmar discussing; Mongolia: no presence but planned.	EUD: Madagascar, S Sudan; EUD/SE Uganda; SE.DRC; IT/Ethiopia (informal); FI/Kenya; Nordics/SA.	EUD: BiH, Serbia, Ukraine; EUD/FR Azer; EUD/SE Georgia	YES: Algeria/EU D; Egypt/UK; Jordan/EUD (& UN Women); Lebanon/NL ; Morocco/ES ; Palestine	Yes in 7 countries			



**Annex 1 TABLE 1: Summary Table - Institutional Culture Shift at EUD level - by Region**

		Responses from EUDs										TOTAL ALL REGIONS	
No.	Indicator	Americas (19 EUDs reported)	Asia & Pacific (23 EUDs reported)	Eastern & Southern Africa (22 EUDs reported)	Europe & Central Asia (16 EUDs reported)	Middle East & North Africa (11 EUDs reported)	Western & Central Africa (20 EUDs reported)			Count	Detail		
		Countries	Countries	Countries	Countries	Countries	Countries			ries			
	yes, which EU Actor is in lead?		ES/Philippines; NL/Vietnam.			(oPt)/IT							
1.4.3	Does the Human Rights country strategy include gender equality as an objective?	21 Yes in 21 countries (including Barbados & 7 OECS)	17 YES in 17 countries.	15 YES in 15 countries	11 YES: Azerbaijan, Belarus, BiH, Georgia, Kazakhstan, Kyrgyzstan, Moldova, Tajikistan, Turkey, Ukraine, Uzbekistan.	8 YES: Algeria, Egypt, Jordan, Lebanon, Libya, Morocco, Palestine, Tunisia.	11 Yes in 11 countries		83				
			1 NO: Thailand. Remainder n/a or no reply.	3 NO; 3 (Angola, Malawi, Sudan) Remainder no answer.	5 NO: 5/15 reports	2 NO: Iraq, Yemen							
2.1.1	Have any senior members been appointed as gender	5 EUDs in 5 countries: Bolivia/Amb; Ecuador/Political Section; Honduras	6 n: EUSR/HOD & Political Adv & GFP & FI Amb;	4 Botswana/Head PPI; Ethiopia HOD very involved; Somalia EUD 1 1 (no info on	1 EUD: Ukraine/EU D GFP,	2 EUDs: Egypt 2 (1 GFP, 1 HoOperats); Morocco 4 (1 HoM, 1 HoC, 1 HoS, 1	3 EUD: Yes in 3, and in 2 informally		21				

**Annex 1 TABLE 1: Summary Table - Institutional Culture Shift at EUD level - by Region**

		Responses from EUDs							
No.	Indicator	Americas (19 EUDs reported)	Asia & Pacific (23 EUDs reported)	Eastern & Southern Africa (22 EUDs reported)	Europe & Central Asia (16 EUDs reported)	Middle East & North Africa (11 EUDs reported)	Western & Central Africa (20 EUDs reported)	TOTAL ALL REGIONS	
		Countries	Countries	Countries	Countries	Countries	Countries	Count	Detail
	champions at country level (EUD and MS)? Give a short description of the champions.	1 (no info); Jamaica 1 (no info); Trinidad & Tobago HOD informally.	Cambodia: Each DP; China: Dep HOD; Indonesia: EU Amb supported 'HeForShe' campaign; PNG: HOD supports GE; Sri L: 1 (no info)	status); Zimbabwe Ambassador		[PM]			
		3	5	3	6	4	6	27	
		MS in 3 countries: Bolivia/no detail; Ecuador (no detail); Jamaica/1 (no detail)	MS: Cambodia: SE Amb; China: FR attache, SE Amb, UK Amb; Indonesia MS Amb. support 'HeForShe'; Mongolia: FR GFP, SE 2 GFPs, UK HOM;	MS: Mozambique; NL/SE HOMs; Namibia: DE Senior; Somalia: UK (no info)	Azer/Embassadors; BiH SE Feminist Foreign Pol; Montenegro/HR MFA (former PM); Serbia/3; SE MFA, HR MFA, FI Amb; Tajik/UK; Ukraine/3 SE Prog &	[MENA 4 MS: Egypt: DE 2 (2 GFP); Morocco 3: ES 1 (GFP), FR 2 (1 Governance dep. & 1 GFP in AFD); Tunisia: DK 1 (HoC)	MS: Yes in 6 and in 1 informally		

**Annex 1 TABLE 1: Summary Table - Institutional Culture Shift at EUD level - by Region**

Responses from EUDs							TOTAL ALL REGIONS		
No.	Indicator	Americas (19 EUDs reported)	Asia & Pacific (23 EUDs reported)	Eastern & Southern Africa (22 EUDs reported)	Europe & Central Asia (16 EUDs reported)	Middle East & North Africa (11 EUDs reported)	Western & Central Africa (20 EUDs reported)	Count	Detail
		Countries	Countries	Countries	Countries	Countries	Countries	ries	
2.3.1	EUD only: Are there any good practices you would like to highlight in relation to management development incentives to improve transparency	6 EUDs: Barbados: back-up to GFP appointed; Bolivia: staffing policies in line with EU; Brazil: GAP II presented to MS with regular updates, gender work shared within EUD; Costa	9 Myanmar: SE leads; Pakistan: UK 7 SDAs, DE 4 GFPs, Vietnam: NL Amb. EUD: Afghanistan: GFP in each section for GM; AustL gender balance; Cambodia: no info; China/Mongolia: 3 GFPs, GA launched, Ref Group on GAP II; Fiji: New position for GE & enhanced training for PMs;	5 countries. Ethiopia: sensitisation of HoC, Team Leaders and PMs; Lesotho: GFP appointed; Uganda: info-sharing for DCI-HUM, session on cross-cutting; Zambia: gender in JD of HoC, Results Advisor, instruction	10 Azer/HOD &HOS committed; BiH/Manag support & staff active in '16 Days'; Georgia/line managers working together; Kazak/Priority to women candidates; Kosovo/Tas k Managers discuss GAP; Moldova/Jo int gender analysis >	6 Yes (12 practices/6 countries: Egypt, Iraq, Libya, Morocco: alignment of next gender Govt program with GAP II Indicators; Palestine: EU Gender Technical WG set up to monitor GAP II and alignment with Joint Strategy; Tunisia: Coordinatio	7 Burkina Faso: resources allocated to analysis, mobilisation of Member states at mangt level; Gambia: Mangt backed nomination of Contract Agent PM as GFP; Guinea: internal QSG; Ivory Coast: gender is	43	

**Annex 1 TABLE 1: Summary Table - Institutional Culture Shift at EUD level - by Region**

Responses from EUDs							
	Americas (19 EUDs reported)	Asia & Pacific (23 EUDs reported)	Eastern & Southern Africa (22 EUDs reported)	Europe & Central Asia (16 EUDs reported)	Middle East & North Africa (11 EUDs reported)	Western & Central Africa (20 EUDs reported)	TOTAL ALL REGIONS
No.	Countries	Countries	Countries	Countries	Countries	Countries	Count ries
and to ensure delivery of results on gender equality (through resource and staff allocation, systems of reward and redress and minimum standard or other)? If yes, explain what?	Rica: Task Manager in Operational Section for gender issues, presentation on sexual harassment; Nicaragua: Gender Task Force set up, gender raised in every speech; T&T: Staff encouraged to participate in training.	Indonesia: gender balance; Philippines: EUD participate in Gov Gender Project Audit Exercise annually, GFP coordinate s GAP reporting; SI: GE considered in staffing recruitment processes; Timor Leste: GA done, contact with stakeholders, woman applicant prioritised	from HoD all EDF 11 projects are GI, training session, GA done in house, dialogue led to consensus on new GBV prog; Zimb: HoC is focal point for GAP II, Team Leaders responsible for progress on GAP.	joint programme; Serbia & Ukraine/GFP appointed; Turkey: GA done, thematic objectives selected with MS, EDU/ECH O activities assessed in relation to Thematic Objectives; Uzbek/ sex-disaggregated data in new programme indicators.	n group set up on GAP II.	high priority. No info on Ghana, Niger, Rwanda.	

**Annex 1 TABLE 1: Summary Table - Institutional Culture Shift at EUD level - by Region**

		Responses from EUDs							TOTAL ALL REGIONS	
No.	Indicator	Americas (19 EUDs reported)	Asia & Pacific (23 EUDs reported)	Eastern & Southern Africa (22 EUDs reported)	Europe & Central Asia (16 EUDs reported)	Middle East & North Africa (11 EUDs reported)	Western & Central Africa (20 EUDs reported)	Count	Detail	
		Countries	Countries	Countries	Countries	Countries	Countries	ries		
2.3.2	Have any corrective actions been taken to improve performance on gender equality at the Delegations? If yes, explain what?		for temporary CA post.			5	-			
						YES: (6 actions/5 countries: Algeria, Egypt, Iraq, Libya, Yemen);				
						7	NO: No (2 countries: Palestine, Tunisia)]			
3.2.2	EUD only Give number of GFPs trained	11 10 GFPs in 11 countries; 9 training sessions.	13 14 GFPs trained in 13 countries. 10 training sessions.	13 15 GFPs in 13 countries. 13 trainings.	14 14 GFPs in 11 EUDs / 19 training sessions	6 6	6 7 GFPs / 7 trainings in 6 countries	63	69 GFPs / 61 trainings	

**Annex 1 TABLE 1: Summary Table - Institutional Culture Shift at EUD level - by Region**

		Responses from EUDs							TOTAL ALL REGIONS	
No.	Indicator and number of trainings attended in your Delegation during 2016	Americas (19 EUDs reported)	Asia & Pacific (23 EUDs reported)	Eastern & Southern Africa (22 EUDs reported)	Europe & Central Asia (16 EUDs reported)	Middle East & North Africa (11 EUDs reported)	Western & Central Africa (20 EUDs reported)	Count	Detail	
		Countries	Countries	Countries	Countries	Countries	Countries	ries		
3.3.1	EUD only: Give number of GFPs in your Delegation	12	16	12	11	9	7	67	88 GFPs	
		21 GFPs in 12 countries. (Honduras : in addition to GFP, 8 other staff	21 GFPs in 16 countries. 3 GFPs in China/Mongolia; 2 GFPs in Nepal,	16 GFPs in 12 countries (2 Botswana, 3 Madagascar, 2 Zambia)	11 GFPs in 8 EUDs (2 Kosovo, 3 Ukraine)	9 GFPs in 9 EUDs (Algeria, Egypt, Israel, Jordan, Lebanon, Morocco,	7 GFPs in 7 countries			
		Remainder : no reply or no training.	Remainder : no reply or no Training planned for 2017 in Fiji/Pacific and Indonesia.	9 NO: 9 (Djibouti, Eritrea, Kenya, Madagascar, Malawi, Mozamb, Namibia, Swaziland, Uganda) No answer from remainder.	NO: 5 of the 15 reporting EUDs	3 NO: (3 countries: Iraq, Palestine, Yemen	Libya 1, Tunisia 1]			

**Annex 1 TABLE 1: Summary Table - Institutional Culture Shift at EUD level - by Region**

		Responses from EUDs								TOTAL ALL REGIONS	
No.	Indicator	Americas (19 EUDs reported)	Asia & Pacific (23 EUDs reported)	Eastern & Southern Africa (22 EUDs reported)	Europe & Central Asia (16 EUDs reported)	Middle East & North Africa (11 EUDs reported)	Western & Central Africa (20 EUDs reported)	Count	Detail	Count	Detail
		Countries	Countries	Countries	Countries	Countries	Countries				
		has gender expertise - not counted here)	Thailand & Timor Leste			Palestine, Tunisia)					
4.1.1	Give number of programmes formulated in 2016 at Delegati on level that used gender analysis to inform design.	14 At least 40 programmes in 14 countries. Counting programmes difficult: several report 100% but no prog numbers, some 'EDF 11' some mainstreamed' - each counted as 1 here.	13 54 EUD/MS programmes (incl EDF 11, EIDHR, CSO-LA - counted as 1 each) in 12 countries; numbers provided for 11.	17 96 progs in 17 countries. EUD : 65 progs in 15 countries. EDF 11, EIDHR, CSO counted as 1. MS: 19 progs in 10 countries (1 'all' counted as 1) No data ifrom 4 cos pending GA.	11 87 Programmes in 11 countries: Alb, Azerb, Belarus, BiH, Georgia, Kosovo, Kyrgyz, Moldova, Serbia, Turkey, Uzbek (SE has 32 in BiH, 19 in Moldova) ('All' used in some reports.)	10 [68 programmes in 6 countries: Algeria, Egypt, Israel, Jordan, Lebanon, Palestine, Tunisia	10 10 countries. Counting programme s difficult: 'mainstrea med' or amount not clear	75		343	progs
	Indicate	95%	80%	88%	Impossible	MENA: less	67-	Very few			

**Annex 1 TABLE 1: Summary Table - Institutional Culture Shift at EUD level - by Region**

Responses from EUDs							TOTAL ALL REGIONS		
No.	Indicator	Americas (19 EUDs reported)	Asia & Pacific (23 EUDs reported)	Eastern & Southern Africa (22 EUDs reported)	Europe & Central Asia (16 EUDs reported)	Middle East & North Africa (11 EUDs reported)	Western & Central Africa (20 EUDs reported)	Count	Detail
		Countries	Countries	Countries	Countries	Countries	Countries	ries	
	also % against all new program measures formulated in 2016.	% provided for 11 countries	rough average provided for 6 - mix of EUD & MS	rough average provides in all cases: EUD: 85% MS 92%	to calculate as some give %, some do not.	than 30%: 1 EUD (Egypt); less than 50%: 2 EUDs (Jordan, Libya); more than 80% all the others]	100 % countries give this information		
4.3.1	Indicate % of program measures that used findings of consultations with NGEM <sup>26</sup> , CSOs, women's organisations, to inform action	15 EUD in 15 countries, includes consultation on calls for proposals (EIDHR & CSO-LA) in El Salvador, and regular dialogue with CSOs in T&T. 10 EUDs provided	10 EUD work with NGEM in 10 countries: Percentage for 6 - rough average 83%	16 EUD progress in 16 cos. Mix of numbers and %. Where % provided EUD average 38%	5 EUD: Percentages given for 5 countries/average 90% (Azerbaijan Belarus, Georgia, Kyrgyz, Uzbek) (Prog nos for Kazak/1, Serbia/1)	7 [EUD: percentages given only for Egypt (25%) and Tunisia (100%)]	9 EUD	62	

<sup>26</sup> National Gender Equality Mechanisms



**Annex 1 TABLE 1: Summary Table - Institutional Culture Shift at EUD level - by Region**

		Responses from EUDs										TOTAL ALL REGIONS	
No.	Indicator	Americas (19 EUDs reported)	Asia & Pacific (23 EUDs reported)	Eastern & Southern Africa (22 EUDs reported)	Europe & Central Asia (16 EUDs reported)	Middle East & North Africa (11 EUDs reported)	Western & Central Africa (20 EUDs reported)	Count		Detail			
		Countries	Countries	Countries	Countries	Countries	Countries						
	design in 2016.	%: average 70%											
6.1.1	Indicate number of research programmes on gender related issues financed	2 ES/EI Salvador 50%; UK 3 progs/ Jamaica	3 MS: programmes with NGEN in 3 countries. Percentage for 2. Rough average 82%	7 MS progs in 7 cos. Where percentages given average 70%	3 MS: % given for 3 countries / average 75% (Azer, Moldova, Tajikistan) Program number for Albania/AT 3,	2 [MS: % given only by following (MS/countries): DE 30% /Egypt; NL 100% Lebanon; BE 100%; DK 33.3%; FI 100%; IT 87.5%; ES 83.3%; UK 100%/Palestine; DK 30%/Tunisia]	3 MS	8	45	76 progs			
		5 EUD 17 programmes in 5 countries (Costa R/1; Ecu/1; Jam.2; Nic/11; T7T 2)	9 EUD: 14 programmes in 10 countries, includes Gender Analysis Study in 2 (Malaysia &	9 EUD: 18 progs in 9 countries (includes Gender Analysis in 3 cos.)	6 EUD 9 in 6 countries: Azer/3, Georgia/2; Serbia/1, Tajik/1, Turkey 1 (GA), Ukraine 1 (GA with	8 [EUD 4: 1 Iraq, 2 Jordan, 1 Libya, 2 Palestine]	8 EUD 14 programmes in 8 countries (often includes Country Gender Analysis)						

**Annex 1 TABLE 1: Summary Table - Institutional Culture Shift at EUD level - by Region**

		Responses from EUDs										TOTAL ALL REGIONS			
		Americas (19 EUDs reported)		Asia & Pacific (23 EUDs reported)		Eastern & Southern Africa (22 EUDs reported)		Europe & Central Asia (16 EUDs reported)		Middle East & North Africa (11 EUDs reported)		Western & Central Africa (20 EUDs reported)		Count Detail	
No.	Indicator	Countries		Countries		Countries		Countries		Countries		Countries		Count	Detail
	by EU in 2016.	4	MS - 8 programmes in 4 countries (Bolivia: ES 1, DE 1, Ecuador: ES several; El Salvador: ES 4; Nicaragua: Lux 1)	7	MS: 17 programmes in 7 countries, incl ES support to Gender Observatory in Philippines .Note: SE Expert assigned to Ministry in Indonesia.	5	MS: 14 programmes in 5 countries.	3	MS: 10 in 5 countries: SE/Albania, SE/BiH 3, SE/Moldova 2, UK/Tajik 2, SE/Ukraine 2	3	[MS: 8 progs in 3 countries: Lebanon: NL 3; Palestine: IT 2; ES 1; UK 1; Tunisia IT 1]	3	4 programmes in 3 countries	25	61 progs
6.1.2	Did you finance any projects that improve availability of sex disaggregated/gender specific	9	EUD: 16 programmes in 9 countries (Barbados, Bolivia, Brazil, Costa Rica, Cuba, Haiti, Honduras, Jamaica, T&T)	12	EUD: 25 progs in 12 countries, including 3 with CSOs in Indonesia & 4 in Philippines	10	EUD: 12 programmes in 10 countries (includes 1 EIDHR, 1 EDF, 1 Gender Analysis)	3	EUD: 4 in 3 countries: Albania, Georgia, Moldova/2, NB Serbia first non-EU country to introduce EU GE Index.	6	YES: [EUD: Algeria: 1; Egypt: 1; Libya 3; Palestine: 1]	6	[EUD] 13 programmes in 6 countries	46	76 progs

**Annex 1 TABLE 1: Summary Table - Institutional Culture Shift at EUD level - by Region**

		Responses from EUDs									
		Americas (19 EUDs reported)	Asia & Pacific (23 EUDs reported)	Eastern & Southern Africa (22 EUDs reported)	Europe & Central Asia (16 EUDs reported)	Middle East & North Africa (11 EUDs reported)	Western & Central Africa (20 EUDs reported)	TOTAL ALL REGIONS			
No.	Indicator	Countries	Countries	Countries	Countries	Countries	Countries	Count	Detail		
	statistics in 2016? How many?										
6.2.1	Do the gender coordination mechanisms include (international) actors working locally in your	3 MS : 5 in 3 countries (El Salvador: ES/3; Haiti: ES/1; Jamaica: UK/1)	4 MS: 7 progs in 4 countries: UK 4 / Pakistan, UK 1 / Nepal, ES 1 Philippines, NL/China on sex-ratio at birth data.	6 MS: 27 programmes in 6 countries.	4 14.5 in 4 countries: Albania: SE 1, AT 3; Moldova: SE 3, Serbia SE 1, Tajik: UK 6 + 1 partial. SE supports Kosovo Stats Agency.	3 [MS: Palestine BE 1; DK 3; FI 3; IR 1; IT 2; ES 2;]	2 [MS] 4 programmes in 2 countries	22	47 progs		
		9 Yes in 9 countries (not including Cuba where intl actors not systematically included).	12 YES in 12 countries, includes 1 not functioning at present in Mongolia. No mechanism in 4 (Laos, Malaysia, Thailand,	8 Includes Ethiopia informal mechanism & Malawi where mechanism not functioning at present. No mechanism in 6.	13 YES in 13 countries.	5 YES [Algeria, Egypt, Jordan, Lebanon, Morocco]	9 9 countries (possibly also Ivory Coast - not clear)	56			

**Annex 1 TABLE 1: Summary Table - Institutional Culture Shift at EUD level - by Region**

		Responses from EUDs							TOTAL ALL REGIONS	
No.	Indicator	Americas (19 EUDs reported)	Asia & Pacific (23 EUDs reported)	Eastern & Southern Africa (22 EUDs reported)	Europe & Central Asia (16 EUDs reported)	Middle East & North Africa (11 EUDs reported)	Western & Central Africa (20 EUDs reported)	Count	Detail	
	country?	Countries	Countries	Countries	Countries	Countries	Countries	ries		
6.3.1	Indicate N# of programmes supporting NGEM by EU.	5	7	4	5	4	2	27	36 progs.	
		[EUD] 6 programmes in 5 countries (Costa Rica/1; Ecuador/1; Guyana/1; Jamaica/1; Mexico 2)	Timor Leste). Remainder no reply. EUD: 8 progs in 5 countries, includes 3 in Fiji/Pacific, 3 in Solomon Is building capacity of NGEM through UN Women & UNDP. Note: Supporting NGEM indirectly through Thematic progs in Laos; Support to Gender Network in Myanmar.	Remainder no reply. EUD 5 programmes in 4 countries	EUD: 5 countries (Albania, Georgia, Kosovo, Serbia, Turkey 2)	4 YES: [EUD] 2 programmes : Egypt: 1; Morocco: 1 (with BE, ES) Tunisia 1]	[EUD] 6 programmes in 2 countries			

**Annex 1 TABLE 1: Summary Table - Institutional Culture Shift at EUD level - by Region**

		Responses from EUDs										TOTAL ALL REGIONS	
No.	Indicator	Americas (19 EUDs reported)	Asia & Pacific (23 EUDs reported)	Eastern & Southern Africa (22 EUDs reported)	Europe & Central Asia (16 EUDs reported)	Middle East & North Africa (11 EUDs reported)	Western & Central Africa (20 EUDs reported)	Count	Detail	Count	Detail		
		3	3	3	3	4	2	18	38 progs.				
6.3.2	Give N# of sector programmes working with NGEM	0	5	2	2	3	2	14	25 progs.				
		3	1	2	4	4	1	15	47 progs.				

**Annex 1 TABLE 1: Summary Table - Institutional Culture Shift at EUD level - by Region**

		Responses from EUDs							TOTAL ALL REGIONS	
No.	Indicator	Americas (19 EUDs reported)	Asia & Pacific (23 EUDs reported)	Eastern & Southern Africa (22 EUDs reported)	Europe & Central Asia (16 EUDs reported)	Middle East & North Africa (11 EUDs reported)	Western & Central Africa (20 EUDs reported)	Count	Detail	
6.4.1	Indicate N# of projects that are building awareness of local and national media on gender issues in your country with EC (EUD and MS) support.	9	10	12	10	8	6	55	142 programs.	
		<p>(Ecuador: DE 1; El Salvador: ES 3; Haiti: DE 1)</p> <p>[EUD] 17 projects in 9 countries</p>	<p>(Education, Social Protection, Health &amp; Nutrition, RoL)</p> <p>EUD: 27 programme in 10 countries, including 7 through EIDHR in Laos, Pakistan &amp; Sri Lanka.</p>	<p>Djibouti FR, Health; Uganda: Dk/JLOS &amp; Water; IE/Ed &amp; Social Protection</p> <p>EUD: 27 programmes in 12 countries</p>	<p>Serbia SE/1; Tajik DE/2; Ukraine SE/1)</p> <p>EUD 20 programmes in 10 countries. Gender cross-cutting in all EU-funded projects in Kyrgyzstan.</p>	<p>Palestine: IT 2; ES 2; NL 2; UK 1; Tunisia: DK 4; DE 1; ES 2)</p> <p>EUD 35 = Algeria 3; Egypt 1; Iraq: 4; Jordan 1 Lebanon 1 Morocco 21; Palestine: 2; Yemen: 2</p>	<p>[EUD] 16 projects in 6 countries</p>	3	[MS] 3 projects in 3 countries	62 programs.
		2	5	5	7	3	3	25	62 programs.	
		MS: 2 projects in two	MS: 22 programs in 5	MS: 9 programmes in 5	MS: NL, SE, UK - 15 programme	MS: 17 = Egypt: DE 1, IT 1;	[MS] 3 projects in 3 countries			

**Annex 1 TABLE 1: Summary Table - Institutional Culture Shift at EUD level - by Region**

Responses from EUDs							TOTAL ALL REGIONS		
No.	Indicator	Americas (19 EUDs reported)	Asia & Pacific (23 EUDs reported)	Eastern & Southern Africa (22 EUDs reported)	Europe & Central Asia (16 EUDs reported)	Middle East & North Africa (11 EUDs reported)	Western & Central Africa (20 EUDs reported)	Count ries	Detail
		Countries	Countries	Countries	Countries	Countries	Countries		
		countries	countries, including 7 in Vietnam, 10 in China	countries.	s in 7 countries	Morocco: ES 1; Palestine DK 1; FI 1; IR 1; IT 2; ES 5; NL 2; UK 2			

**Comments / points to highlight**

- Approach taken in summary is to count number of EUDs/countries in almost all cases, for following reasons:
- Political dialogue responses are mix of number of actual meetings and on-going structured frameworks e.g. HR Dialogue.
- Data on Member States programmes - mix of number of actual programmes/projects and a Member States total programme in that country.
- MENA: Responses related to numbers/percentages of programmes are too different and cannot be easily synthesized. Many EUDs and Member States do not give percentages and are often too vague (i.e. several, numerous...).
- MENA: good Practices highlighted: Morocco: alignment of next Government Gender Programme with GAP indicators; Palestine: The EU-Gender Technical Working Group to monitor GAP and alignment of Joint Strategy with GAP; Tunisia: coordination group has been set up to follow the implementation of GAP II (EUD + Member States)
- EUD in Yemen was evacuated
- EUD in Burundi was evacuated
- Guinea 3.2.2: 0/0 but informal training (2 GFPs and all operational staff was associated to the in-country gender analysis mission undertaken DEVCO Gender Equality Helpdesk) - not included at current
- Approach taken in summary is to count number of EUDs/countries in almost all cases, for following reasons:
  - Political dialogue responses are mix of number of actual meetings and on-going structured frameworks e.g. HR Dialogue.
  - Data on Member States programmes - mix of number of actual programmes/projects and a Member States total programme in that country.

**Annex 1 - TABLE 2: Summary Table - Institutional Culture Shift in Commission Services and EEAS**

	Services reporting on these indicators	DG DEVCO	DG NEAR	ECHO	FPI	EEAS
	Indicator					
1.1.1	Annually, N# of EU positions for key international agendas that included a focus on gender equality, and the rights of girls and women	2	2		n/a	9
1.1.2	N# of political/ policy dialogues between EU actors and partners in the country that raise gender equality issues per year and at country level	1	5			
1.3.1	N# of Member States programmes that support the achievement of the priorities identified in the SWD		6			
1.4.1	N# of partner countries where EUDs and MS have agreed on context specific measures from the SWD		6			
1.4.3	N# of Human Rights country strategies that include gender equality as an objective				n/a	Have received 50% of new HR strategies, most include GE
2.1.1	N# of senior gender champions appointed at HQ and country level	3	2		4 GFPs	3
2.2.1	Ratio of women as EU Heads of Missions (Baseline 2014: 24%)					20.3% (2 posts vacant); 29% HOMs CSDP of civil & military missions
2.3.1	N# of good practices highlighted in Institutional Annual Reports	9	2		1 (applying gender sensitive approaches to IcSP Art 3 and Art 4 through use of IcSP Gender Facility)	2



**Annex 1 - TABLE 2: Summary Table - Institutional Culture Shift in Commission Services and EEAS**

2.3.2.	N# of corrective actions taken per year to improve performance on gender equality	9			Mobilised IcSP Gender Facility 11 times in 2016	1
3.2.1.	N# of staff, disaggregated by level, trained on gender equality per year, and reporting changes in the way they work.				1	35 (22 EUD, 9 MS, 4 HQ) in Human Rights training on GE; GE also mainstreamed in 2 human rights training weeks
3.2.2	N# of gender focal points (or equivalent) trained per year	9	9	7	1 GFP received training on sexual harassment	No data (during HR training week, one day on GE)
	...and number of gender-related/sensitive trainings attended in your unit during 2016.	17	9	6	1	
3.2.3	Gender mainstreamed into all trainings provided			4 (HR - RBA – Logframe, PPCM)		GE is part of Human Rights week; GE issues presented at Hds of Pol Section seminar; new training for all EEAS on GEWE/WPS will be developed in 2017; 20/47 ESDC trainings gender mainstreamed.
3.3.1	N# of GFPs(or equivalent) who have 3 years of gender expertise and/or 5 years of technical experience in a related field	5		6	2	Data not currently available. CMPD: 1 expert (gender & human rights); CSDP: 8 gender experts (some with two/three hats)
3.3.2	N# of job descriptions that contain gender equality as an area of responsibility, by seniority			System does not show this data.		System does not show this data. CMPD: 2 GFPs in civilian and 7 in military missions.

**Annex 1 - TABLE 2: Summary Table - Institutional Culture Shift in Commission Services and EEAS**

									CPCC: 2 missions have set up a GFP network.
4.1.1	N# of thematic, bilateral and regional programmes per year using gender analysis to inform design.	16 programs	29 programs	304 programs	IcSP: 11 programs (2 being planned under PI)				
	Indicate also % against all new programmes formulated in 2016			0,4					
4.2.1	Whether internal processes of methodological review are carried out to mainstream gender in quality assurance mechanisms (e.g. for the EC: Quality Support Group, etc.).	5	4		1				
4.2.2	N# of new Action Documents (or equivalent) commented and subsequently revised including for poor gender consideration. QUESTION: Do you (your unit) REGULARLY fill the checklist gender and require gender related quality support in your QSG process?	4	5		All IcSP AD (except ADs under Art 4 not subject to QSG review)				
4.3.1	% of programmes using findings of consultations with National Gender Equality Mechanisms, CSOs, women's organisations, to inform action design. Q: Do you (your unit) involve WRDs' orgs and/or CSO working for women's rights when consulting with civil society?	4	5		Yes for IcSP: FPI involves WRDs and other WPS orgs through CSO Dialogue Network. Indicator not applicable to CFSP although missions do consult.				
6.1.1	N# of research projects co-financed by EU (EUD/MS) on gender related issues	2	4		Yes (support to OSCE to undertake data collection on VAWG in conflict-risk areas in 10 OSCE countries)				

**Annex 1 - TABLE 2: Summary Table - Institutional Culture Shift in Commission Services and EEAS**

6.1.2	N# of programmes reporting improvement in quality and availability of sex-disaggregated/gender specific statistics through EU support	1	1	FPI supported EEAS, through IcSP Gender Facility to review indicators for UNSCR 1325 & 1820	
6.4.1	#N of projects building awareness of local and national media on gender issues in partner countries and supported by EU		1 (NL)		

Annex 1 TABLE 3: Summary OVERVIEW MEMBER STATES INSTITUTIONAL CULTURE SHIFT		
No.	INDICATOR	Number MS /programmes, etc.
1.1.4	N# of Member States programmes that support the achievement of the priorities identified in the SWD	144
2.1.1	N# of senior gender champions appointed at HQ and country level	7
2.1.2	Whether a mechanism is established to consult external senior expertise on strategic and ad-hoc issues in relation to gender equality (e.g. advisory board)	15 YES in 15 MS.
2.1.4	N# of good practices highlighted in Institutional Annual Reports.	10 Yes in 10 MS
2.1.5	N# of corrective actions taken per year to improve performance on gender equality	10
2.1.7	N# of rewards or equivalents handed out to management / programme staff as per agreed criteria	3 DE, MT, NL
2.1.9	Whether corporate reporting systems include a clear assessment of performance on the SWD objectives as a requirement	7 AT, SE, DE, ES, LU, SE, UK (UK reports on GE not specifically on SWD0. Corporate reporting being developed or revised in FI, NL, PT
2.1.10	N# of spot checks evaluating performance on gender equality per year	3 ES, PT, SE. Elsewhere: reviews, evaluations, regular scrutiny, etc.
3.1.2	N# of staff, disaggregated by level, trained on gender equality per year, and reporting changes in the way that they work	1357 9 MS (includes 1001 in FR)
3.1.3	N# of gender focal persons (or equivalent) trained per year.	545 6 MS (includes 141/FR, 314/PT, 76/UK) No of trainings not clear.
3.1.4	Gender mainstreamed into all training provided	4 4 MS + Needs clarifying/AT; Underway/BE
3.1.5	N# of Gender Focal Persons (or equivalent) who have 3 years of gender expertise and/or more than 5 years of technical experience in a related field	43 7 MS. Not counting 70+ SDAs/UK & approx. 50 PMs/SE

**Annex 1 TABLE 3: Summary OVERVIEW MEMBER STATES INSTITUTIONAL CULTURE SHIFT**

No.	INDICATOR	Number MS /programmes, etc.	
3.1.6	N# of job descriptions that contain gender equality as an area of responsibility, by seniority	65	11 MS. Plus 'all' in AT and 'all GFPs in FR.
3.1.7	Gender point included in performance assessment systems for relevant staff (Management, Heads of Mission, Gender Focal Points etc.)	1	LU. AT/partly; BE/FR/UK if GFP, if in JD or if in specific PMF
3.1.11	N# of queries responded to, disaggregated by thematic area	149	ES/IT/NL. Not possible to count: SE/UK; informal: FI; close collaboration: BE/LV
4.1.1	N# of thematic, bilateral and regional programmes per year using gender analysis to inform design.	No overall data	2016 full data not available yet (AT, ES, FI, IT, LV. Gender Analysis/impact assessment mandatory for all new programs (BE, DE, FR, LV, SE, UK). No new progs (MT, PL, PT, SL). ES: estimates 12 global & 4 regional progs. HR: 4 progs/80%; LV: 1 MFA; LT: projects small; SE: 90% of progs has GE as significant or principal objective.
4.1.2	N# of programme evaluations per year that include an assessment of impact on women and girls.	49 evaluations	Data provided by 5 MS (ES 4, IT 15, LU 18, PT 3, SE 9). AT all, DE does results-based monitoring, random sample evaluations, and ex-post evals. FI will do meta-evaluation of WGRs work in 2018; HR in progress; UK evals not tracked this way - 13 evals in 2016.
4.1.3	Whether internal processes of methodological review are carried out to mainstream gender in quality assurance mechanisms (e.g. for the EC: Quality Support Group, etc.).	11	YES (with some qualifications) in 11 MS: AT, BE, DE, ES, FI, FR, HR, LU, PT, SE, UK)
4.1.4	N# of new Action Documents (or equivalent) commented and subsequently revised including for poor gender consideration.	22 Action Documents	22 in 3 MS (ES 1, FR 9, LU 12). Data not available BE; data not tracked UK; DE guidelines require G&HR principles in all proposals; SE all new interventions must answer questions on gender.
5.1.1	Status of results monitoring on gender sensitive indicators (See info on milestones)	7	YES in 7 MS ( AT, BE, DE, ES, PT, SE, UK); Partly, under review or in progress in 5 (FI, FR, IT, LU, NL)
5.1.2	% of results disaggregated where relevant by sex in Results Framework(s)	10	YES with some qualifications in 10 MS (BE, DE, ES, FI (under review), IT 25%, LU 44.18%, LV in 2017, NL in 2017, SE, UK)

**Annex 1 TABLE 3: Summary OVERVIEW MEMBER STATES INSTITUTIONAL CULTURE SHIFT**

No.	INDICATOR	Number MS /programmes, etc.	
5.1.3	N# of justifications for OECD Marker G0 scores (defined as: "no inherent potential to impact on gender equality")	4	100% 4 MS (DE, FI for stats not policy compliance, FR, LU). 2016 data not available: ES, IT. Not required: SE, UK.
5.1.4	% of new programmes that score G1 or G2 (Target: 85% of new programmes score G1 or G2 by 2020)	Average 62%	% data from 6 MS (AT, FR, HR, LU, NL, SE); No 2016 data yet (BE, ES, FI, IT, PL, UK). Not using marker yet: LV
6.1.1	N# of research projects co-financed by EU (EUD/MS) on gender related issues	14 programmes	7 MS: AT 2, BE 1, ES 4, IT 2, LU 1, NL 1, UK 3
6.1.2	N# of programmes reporting improvement in quality and availability of sex-disaggregated/gender specific statistics through EU support	13 programmes	6 MS: AT 2, ES 3, FI 2, HR 4, IT 1, LU 1. No data: SE. Not captured: UK.

## Annex 2: Summary tables on Thematic Objectives

Annex 2 TABLE 4 No of Countries (EUDs + EU Member States) per region with selected Thematic Objectives									
THEMATIC OBJECTIVES/INDICATORS SELECTED PER COUNTRY	Americas	No of EUDs per region with selected GAP II Indicators (counted once per country)					TOTAL ALL REGIONS Objectives	TOTAL ALL REGIONS Indicators	
		Asia & Pacific	Eastern & Southern Africa & Indian Ocean	Europe & Central Asia	Middle East & North Africa	Western & Central Africa			
<b>Thematic Objectives/Indicators</b>									
<b>Thematic Priority B: Physical and Psychological Integrity (where no specific Thematic Objective selected)</b>	2	3	1	0	6				
<b>7. Girls and women free from all forms of violence against them (VAWG) both in the public and in the private sphere.</b>	10	15	12	10	13				
7.1. % of women aged 20-24 who were married or in a union by age 15 (SDG 5.40) Mutilation and Cutting (SDG 5.41)	0	3	2	0	2				16
7.2. Prevalence of girls and women 15-49 who have experienced physical or sexual violence (by an intimate partner) in the last 12 months (SDG 5.38)	9	7	5	3	3				36
7.3. % of referred cases of gender and sexual based violence against women and children	8	6	8	1	2				34
7.4. % of girls and women aged 15-49 years who have undergone Female Genital Mutilation and Cutting (SDG 5.41)	0	2	1	1	3				10
7.5. N# of individuals directly benefiting from Justice, Rule of Law and Security Sector Reform programmes funded by EU (EU RF)	9	10	8	4	2				39
7.6. Measure of sex ratios and comparison of child mortality according to the gender	0	2	1	0	0				3
<b>8. Trafficking of girls and women for all forms of exploitation eliminated</b>	1	3	3	2	1				11

**Annex 2 TABLE 4 No of Countries (EUDs + EU Member States) per region with selected Thematic Objectives**

THEMATIC OBJECTIVES/INDICATORS SELECTED PER COUNTRY	No of EUDs per region with selected GAP II Indicators (counted once per country)					TOTAL	TOTAL
	Americas	Asia & Pacific	Eastern & Southern Africa & Indian Ocean	Europe & Central Asia	Middle East & North Africa	Western & Central Africa	ALL REGIONS
<b>Thematic Objectives/Indicators</b>							
8.1. N# countries that comply with recommendations from the Universal Periodic Review and UN Treaties (ref. CEDAW, CRC, UN Convention against Transnational Organized Crime and the Palermo Protocol) (adaptation of SDG 16.2)	0	3	1	1	0	0	5 <i>Indicators</i>
8.2. N# of individuals directly benefiting from trafficking programmes funded by EU	1	3	1	1	1	0	7
<b>9. Protection for all women and men of all ages from sexual and gender based violence in crisis situations; through EU supported operations</b>	0	3	2	1	2	2	10
9.1. N# of EU Partner countries reporting a decrease in the incidence of sexual violence as a weapon of war	0	0	0	0	0	0	0
9.2. N# countries that comply with recommendations from the Universal Periodic Review and UN Treaties (SDG 16.2)	0	0	1	0	0	0	1
9.3. Number of violent deaths per 100,000 disaggregated by sex (EURF Level 1)	0	0	0	0	0	0	0
9.4. N# of refugees (SDG 16.89)	0	0	0	0	0	0	0
9.5. Losses from natural disasters by climate and non-climate related events (in US\$ and lives lost) (SDG 11.6 cross reference)	0	2	1	0	0	0	3
9.6. N# of individuals directly benefiting from EU supported programmes that specifically aim to support civilian post-conflict peace building and/ or conflict prevention (EURF)	0	1	0	0	0	0	1
9.7. N# of EU funded humanitarian targeted actions that respond to GBV	0	0	0	0	0	0	0



Annex 2 TABLE 4 No of Countries (EUDs + EU Member States) per region with selected Thematic Objectives							TOTAL	TOTAL
THEMATIC OBJECTIVES/INDICATORS SELECTED PER COUNTRY	Americas	No of EUDs per region with selected GAP II Indicators (counted once per country)					ALL REGIONS	ALL REGIONS
		Asia & Pacific	Eastern & Southern Africa & Indian Ocean	Europe & Central Asia	Middle East & North Africa	Western & Central Africa		
<b>Thematic Objectives/Indicators</b>								
9.8. % of peace keeping and peace building missions with specific provisions to improve the security and status of girls and women of all ages	0	0	0	0	0	0	0	0
9.9. N# of EU funded humanitarian programs marked 2 by the ECHO gender/age marker and/or Inter-Agency Standing Committee (IASC) marker	0	0	0	0	0	0	0	0
9.10. N# of EU MS and partner country sign up to the global initiative Call to Action on Protection from GBV in emergencies	0	0	0	0	0	0	0	0
<b>10. Equal access to quality preventive, curative and rehabilitative physical and mental health care services for girls and women.</b>	2	2	5	2	2	6	19	
10.1. % of people in malaria-endemic areas sleeping under insecticide-treated bed nets (SDG 3.11)	0	0	0	0	0	0	0	0
10.2. Proportion of persons with a severe mental disorder (psychosis, bipolar affective disorder, or moderate –severe depressive disorder)	0	1	0	0	0	0	1	1
10.3. % of beneficiaries using hospitals, health centres, and clinics providing basic drinking water, adequate sanitation and adequate hygiene (SDG 6.5)	1	0	2	0	0	0	3	3
10.4. N# of people with advance HIV infection receiving antiretroviral drugs with EU support (EURF)	0	0	1	0	0	0	1	1
10.5. N# of 1-year olds immunised with EU support (EURF)	0	1	2	0	0	0	3	3

**Annex 2 TABLE 4 No of Countries (EUDs + EU Member States) per region with selected Thematic Objectives**

THEMATIC OBJECTIVES/INDICATORS SELECTED PER COUNTRY	No of EUDs per region with selected GAP II Indicators (counted once per country)					TOTAL ALL REGIONS Objectives	TOTAL ALL REGIONS Indicators
	Americas	Asia & Pacific	Eastern & Southern Africa & Indian Ocean	Europe & Central Asia	Middle East & North Africa		
<b>Thematic Objectives/Indicators</b>							
<b>11. Promoted, protected and fulfilled right of every individual to have full control over, and decide freely and responsibly on matters related to their sexuality and sexual and reproductive health, free from discrimination, coercion and violence.</b>							
11.1. Maternal mortality ratio	3	7	8	0	0	8	26
11.2. Antenatal care services coverage (at least one visit and at least four visits) (SDG3.2)	2	1	5	0	0	8	16
11.3. % of women with cervical cancer screening (SDG 3.17)	1	2	5	0	0	3	11
11.4. Met demand for family planning (SDG 5.44)	0	0	1	0	0	0	1
11.5. % of young people receiving comprehensive sexuality education (SDG 5.5)	1	1	2	0	0	2	6
11.6. N# of births attended by skilled personnel with EU support (EURF)	0	1	5	0	0	3	9
11.7. N# of women using any method of contraception with EU support (EURF)	1	1	3	0	0	3	8
<b>12. Healthy nutrition levels for girls and women and throughout their life cycle.</b>							
12.1. % of children born with low birth weight (SDG 2.3)	1	5	3	1	0	3	13
12.2. Proportion of population below minimum level of dietary energy consumption (SDG 2.8)	0	0	1	0	0	0	1
12.3. % of women of reproductive age with anaemia (SDG 2.9)	0	0	2	1	0	0	3
12.4. % of eligible population covered by national social protection programmes (SDG 1.4)	0	1	1	0	0	0	2
	0	2	2	0	0	0	4

**Annex 2 TABLE 4 No of Countries (EUDs + EU Member States) per region with selected Thematic Objectives**

THEMATIC OBJECTIVES/INDICATORS SELECTED PER COUNTRY	Americas	No of EUDs per region with selected GAP II Indicators (counted once per country)					TOTAL ALL REGIONS	TOTAL ALL REGIONS
		Asia & Pacific	Eastern & Southern Africa & Indian Ocean	Europe & Central Asia	Middle East & North Africa	Western & Central Africa		
<b>Thematic Objectives/Indicators</b>								
12.5. N# of women of all ages, but especially at reproductive age, and children under 5 benefiting from nutrition related programmes with EU support (EURF)	0	3	3	0	0	0	0	6 <i>Indicators</i>
12.6. N# of food insecure people receiving assistance through social transfers supported by the EU (EURF)	0	1	0	1	0	0	0	2
<b>Thematic Priority C: Economic, Social and Cultural Rights - Economic and Social Empowerment (where no specific objective selected)</b>	4	5			2	3	14	
<b>13. Equal access for girls and women to all levels of quality education and vocational education and training (VET) free from discrimination</b>	7	10	14	10	5	8	54	
13.1 Primary completion rate for girls and boys (SDG 4.33)	1	6	6	1	1	1	16	
13.2 Secondary completion rate for girls and boys (SDG 4.35)	1	3	2	2	0	1	9	
13.3 Tertiary enrolment rates for women and men (SDG 4.37)	1	3	1	2	0	2	9	
13.4 Literacy rate of 15-24 year-olds, women and men (SDG 4.5)	0	4	2	1	0	0	7	
13.5 % of pupils enrolled in primary and secondary schools providing drinking water, adequate sanitation, and adequate hygiene services (SDG 6.4)	0	4	3	0	0	2	9	
13.6 Personnel in Research and Development (per million inhabitants) (SDG 9.63)	0	1	1	0	0	0	2	
13.7 N# of children enrolled in primary education with EU support (EURF)	0	2	3	3	0	0	8	

Annex 2 TABLE 4 No of Countries (EUDs + EU Member States) per region with selected Thematic Objectives									
THEMATIC OBJECTIVES/INDICATORS SELECTED PER COUNTRY	No of EUDs per region with selected GAP II Indicators (counted once per country)					TOTAL ALL REGIONS Objectives	TOTAL ALL REGIONS Indicators		
	Americas	Asia & Pacific	Eastern & Southern Africa & Indian Ocean	Europe & Central Asia	Middle East & North Africa			Western & Central Africa	
<b>Thematic Objectives/Indicators</b>									
13.8 N# of children enrolled in secondary education with EU support (EURF)	0	1	1	1	0	0	3		
13.9 N# of teachers trained with EU support (EURF)	0	1	3	2	0	1	7		
13.10 Ratio of female to male who have benefitted from Vocational Education and Training / Skills development and other active labour market programmes with EU support (EURF)	2	8	10	5	3	4	32		
<b>14. Access to decent work for women of all ages</b>	<b>5</b>	<b>8</b>	<b>2</b>	<b>3</b>	<b>5</b>	<b>3</b>	<b>26</b>		
14.1. In EU partner countries, income share held by women in the lowest 40% of income distribution (EURF Level 1)	<b>0</b>	<b>1</b>	<b>0</b>	<b>1</b>	<b>0</b>	<b>0</b>	<b>2</b>		
14.2. Average number of hours spent on paid and unpaid work combined (total work burden) by sex (SDG 5.42)	0	0	0	1	0	0	1		
14.3. Share of women among the working poor: employed people living below \$1.25 (PPP) per day (EURF Level 1)	0	1	0	1	0	0	2		
14.4. Employment to population ratio (EPR) by gender and age group (15-64) (SDG 8.5)	0	2	1	3	1	0	7		
14.5. Number of countries that have ratified and implemented fundamental ILO labour standards and complied in law and practice (SDG 8.57)	0	4	1	1	0	0	6		
14.6. Informal employment as a percentage of total non-agricultural employment, by sex (ECOSOC Minimum set of gender indicators, by domain 1.9; measured by ILO)	0	1	0	2	0	0	3		
<b>15. Equal access by women to financial services, productive resources including land, trade and entrepreneurship.</b>	<b>5</b>	<b>7</b>	<b>10</b>	<b>6</b>	<b>4</b>	<b>7</b>	<b>39</b>		

Annex 2 TABLE 4 No of Countries (EUDs + EU Member States) per region with selected Thematic Objectives									
THEMATIC OBJECTIVES/INDICATORS SELECTED PER COUNTRY	Americas	No of EUDs per region with selected GAP II Indicators (counted once per country)					TOTAL ALL REGIONS Objectives	TOTAL ALL REGIONS Indicators	
		Asia & Pacific	Eastern & Southern Africa & Indian Ocean	Europe & Central Asia	Middle East & North Africa	Western & Central Africa			
<b>Thematic Objectives/Indicators</b>									
15.1. % women, men, indigenous peoples, and local communities with documented or recognised evidence of tenure (SDG 1.5)	0	2	3	0	0	0	0	0	5
15.2. % women, men, indigenous peoples, and local communities who perceive the rights recognised and protected (SDG 1.5)	0	1	2	0	0	0	0	1	4
15.3. Gender gap in wages, by sector in economic activity (SDG 5.1)	0	2	3	2	1	0	0	0	8
15.4. GNI per capita (PPP, current US\$ Atlas method) (SDG 8.54)	0	1	1	0	0	0	0	0	2
15.5. Mobile broadband subscription per 100 inhabitants, by urban/ rural (SDG 9.59)	0	1	0	0	0	0	0	0	1
15.6. N# of women receiving rural advisory services with EU support (EURF)	1	4	4	5	1	2	1	2	17
15.7. N# of women and men who have secure tenure of land with EU support (EURF).	1	1	3	0	1	1	1	1	7
15.8. N# of women accessing EU supported community level, (micro-) financial services (EURF)	0	4	8	1	2	2	2	2	17
<b>16. Equal access and control over clean water, energy, transport infrastructure, and equitable engagement in their management, enjoyed by girls and women.</b>	5	2	6	1	0	5	19		
16.1. Proportion of population using an improved drinking water source (EURF Level 1)	0	4	3	1	0	2		10	
16.2. Road traffic deaths per 100,000 population (SDG 3.25)	0	0	1	0	0	1		2	
16.3. % of population using safely managed water services, by urban/ rural (SDG 6.45)	0	1	0	0	0	2		3	

Annex 2 TABLE 4 No of Countries (EUDs + EU Member States) per region with selected Thematic Objectives									
THEMATIC OBJECTIVES/INDICATORS SELECTED PER COUNTRY	Americas	No of EUDs per region with selected GAP II Indicators (counted once per country)					TOTAL ALL REGIONS Objectives	TOTAL ALL REGIONS Indicators	
		Asia & Pacific	Eastern & Southern Africa & Indian Ocean	Europe & Central Asia	Middle East & North Africa	Western & Central Africa			
<b>Thematic Objectives/Indicators</b>									
16.4. % of population using safely managed sanitation services, by urban/ rural (SDG 6.46)	0	3	2	0	0	0	2		7
16.5. Share of population using modern cooking solutions by urban/ rural (SDG 7.50)	0	3	2	0	0	0	1		6
16.6. Share of population using reliable electricity by urban/ rural (SDG 7.51)	1	0	2	0	0	0	1		4
16.7. N# of people with access to all season roads with EU support (EURF)	1	0	1	0	0	0	1		3
16.8. N# of women of all ages provided with access to sustainable energy services with EU support (EURF)	1	1	1	0	0	0	2		5
<b>Thematic Priority D: Political and civil rights - Voice and Participation (where no specific thematic objective selected)</b>	3	4		1	1	4			13
<b>17. Equal rights and ability for women to participate in policy and governance processes at all levels.</b>	4	10	13	8	6	12			53
17.1. Proportion of seats held by women in national parliaments (EURF Level 1) in EU Partner Countries	1	1	4	5	2	1			14
17.2. Share of women on corporate boards of national/ multi-national corporations (SDG 5.2)	0	1	1	1	1	1			5
17.3. Percentage of seats held by women and minorities in national parliament and or sub-national elected office according to their respective share of population	0	7	4	5	3	1			20
17.4. Representation of women among mediators, negotiators and technical experts in form	0	2	1	1	0	0			4

Annex 2 TABLE 4 No of Countries (EUDs + EU Member States) per region with selected Thematic Objectives

THEMATIC OBJECTIVES/INDICATORS SELECTED PER COUNTRY	No of EUDs per region with selected GAP II Indicators (counted once per country)						TOTAL ALL REGIONS Objectives	TOTAL ALL REGIONS Indicators
	Americas	Asia & Pacific	Eastern & Southern Africa & Indian Ocean	Europe & Central Asia	Middle East & North Africa	Western & Central Africa		
<b>Thematic Objectives/Indicators</b>								
17.5. N# of women benefiting from legal aid programmes supported by the EU (EURF)	0	5	1	3	2	1	12	
17.6. % of women candidates in national elections with EU support	0	2	3	3	4	1	13	
17.7. Number of countries carrying out gender-responsive budgeting at local and national level with EU support	0	2	5	3	2	3	15	
<b>18. Women's organisations and other CSOs and Human Rights Defenders working for gender equality and women's and girls' empowerment and rights freely able to work and protected by law.</b>	4	8	7	6	4	4	33	
18.1. N# of women Human Rights Defenders who have received EU Support (EURF)	1	6	3	2	2	0	14	
18.2. N# of partner countries that guarantees the CSOs right to associate, secure funding, freedom of expression, access to information and participation in public life	0	4	2	0	0	0	6	
18.3. N# of Human Rights and Democracy Country Strategies that include gender equality objectives	1	2	1	0	1	1	6	
<b>19. Challenged and changed discriminatory social norms and gender stereotypes.</b>	4	2	4	3	2	4	19	
19.1. Number of countries that have a positive change in the OECD Social Institutions and Gender Index (SIGI) rating	7	0	1	0	0	2	10	
19.2. % of women aged 15-49 years who intend to cut their daughters (UNICEF data collection)	0	0	2	0	0	0	2	

**Annex 2 TABLE 4 No of Countries (EUDs + EU Member States) per region with selected Thematic Objectives**

THEMATIC OBJECTIVES/INDICATORS SELECTED PER COUNTRY	Americas	No of EUDs per region with selected GAP II Indicators (counted once per country)					TOTAL ALL REGIONS Objectives	TOTAL ALL REGIONS Indicators
		Asia & Pacific	Eastern & Southern Africa & Indian Ocean	Europe & Central Asia	Middle East & North Africa	Western & Central Africa		
<b>Thematic Objectives/Indicators</b>								
19.3. N# of EU Partner Countries introducing quota systems to address discriminatory practices and improve women's representation in government institutions and decision making positions	0	0	0	1	0	1	2	
19.4. In EU Partner Countries, N# of communities that formally declare abandoning a practice that discriminates or harms girls and women of all ages	7	2	2	0	0	2	13	
<b>20. Equal rights enjoyed by women to participate in and influence decision-making processes on climate and environmental issues</b>	2	2	1	0	2	2	9	
20.1. Number of deaths per 100,000 from climate-related and natural disasters – average over last ten years (disaggregated by sex) (EURF Level 1)	0	1	0	0	0	0	1	
<b>Miscellaneous</b>	7				5	4	16	



**Annex 2 - TABLE 5 : No of programmes per region per Thematic Objective**

Thematic Objectives/Indicators	No of times each GAP II Indicator selected						TOTAL ALL REGIONS Objectives	TOTAL ALL REGIONS Indicators
	Americas	Asia & Pacific	Eastern & Southern Africa & Indian Ocean	Europe & Central Asia	Middle East & North Africa	Western & Central Africa		
<b>Thematic Priority B: Physical and Psychological Integrity (Programmes not linked to a specific Thematic Objective)</b>								
<b>7. Girls and women free from all forms of violence against them (VAWG) both in the public and in the private sphere.</b>								
7.1. % of women aged 20-24 who were married or in a union by age 15 (SDG 5.40) Mutilation and Cutting (SDG 5.41)	13	15	36	0	0	46	64	15
7.2. Prevalence of girls and women 15-49 who have experienced physical or sexual violence (by an intimate partner) in the last 12 months (SDG 5.38)	58	48	70	58	57	2	337	44
7.3. % of referred cases of gender and sexual based violence against women and children	0	7	3	3	0	2		46
7.4. % of girls and women aged 15-49 years who have undergone Female Genital Mutilation and Cutting (SDG 5.41)	3	12	13	11	3	2		
7.5. N# of individuals directly benefiting from Justice, Rule of Law and Security Sector Reform programmes funded by EU (EU RF)	3	10	15	15	1	2		
7.6. Measure of sex ratios and comparison of child mortality according to the gender	2	2	3	2	2	3		14
<b>8. Trafficking of girls and women for all forms of exploitation eliminated</b>								
8.1. N# countries that comply with recommendations from the Universal Periodic Review and UN Treaties (ref. CEDAW, CRC, UN Convention against Transnational Organized Crime and the Palermo Protocol) (adaptation of SDG 16.2)	2	22	9	9	7	1		50
8.2. N# of individuals directly benefiting from trafficking programmes funded by EU	0	6	0	2	0	0		8
	4	5	1	3	5	1	19	19
	0	3	1	1	0	0		5
	1	3	1	1	1	0		7

**Annex 2 - TABLE 5 : No of programmes per region per Thematic Objective**

Thematic Objectives/Indicators	No of times each GAP II Indicator selected						TOTAL ALL REGIONS Objectives	TOTAL ALL REGIONS Indicators
	Americas	Asia & Pacific	Eastern & Southern Africa & Indian Ocean	Europe & Central Asia	Middle East & North Africa	Western & Central Africa	36	36
<b>9. Protection for all women and men of all ages from sexual and gender based violence in crisis situations; through EU supported operations</b>	0	9	6	1	14	6	36	36
9.1. N# of EU Partner countries reporting a decrease in the incidence of sexual violence as a weapon of war	0	0	0	0	0	0	0	0
9.2. N# countries that comply with recommendations from the Universal Periodic Review and UN Treaties (SDG 16.2)	0	0	1	0	0	0	1	1
9.3. Number of violent deaths per 100,000 disaggregated by sex (EURF Level 1)	0	0	0	0	0	0	0	0
9.4. N# of refugees (SDG 16.89)	0	0	0	0	0	0	0	0
9.5. Losses from natural disasters by climate and non-climate related events (in US\$ and lives lost) (SDG 11.6 cross reference)	0	2	1	0	0	0	3	3
9.6. N# of individuals directly benefiting from EU supported programmes that specifically aim to support civilian post-conflict peace building and/ or conflict prevention (EURF)	0	6	0	0	0	0	6	6
9.7. N# of EU funded humanitarian targeted actions that respond to GBV	0	0	0	0	0	0	0	0
9.8. % of peace keeping and peace building missions with specific provisions to improve the security and status of girls and women of all ages	0	0	0	0	0	0	0	0
9.9. N# of EU funded humanitarian programs marked 2 by the ECHO gender/age marker and/or Inter-Agency Standing Committee (IASC) marker	0	0	0	0	0	0	0	0
9.10. N# of EU MS and partner country sign up to the global initiative Call to Action on Protection from GBV in emergencies	0	0	0	0	0	0	0	0

**Annex 2 - TABLE 5 : No of programmes per region per Thematic Objective**

Thematic Objectives/Indicators	No of times each GAP II Indicator selected							TOTAL ALL REGIONS Objectives	TOTAL ALL REGIONS Indicators
	Americas	Asia & Pacific	Eastern & Southern Africa & Indian Ocean	Europe & Central Asia	Middle East & North Africa	Western & Central Africa			
<b>10. Equal access to quality preventive, curative and rehabilitative physical and mental health care services for girls and women.</b>									
10.1. % of people in malaria-endemic areas sleeping under insecticide-treated bed nets (SDG 3.11)	2	6	8	2	12	20	50	50	
10.2. Proportion of persons with a severe mental disorder (psychosis, bipolar affective disorder, or moderate –severe depression)	0	0	0	0	0	0	0	0	
10.3. % of beneficiaries using hospitals, health centres, and clinics providing basic drinking water, adequate sanitation and adequate hygiene (SDG 6.5)	1	0	2	0	0	0	3	3	
10.4. N# of people with advance HIV infection receiving antiretroviral drugs with EU support (EURF)	0	0	1	0	0	0	1	1	
10.5. N# of 1-year olds immunised with EU support (EURF)	0	1	2	0	0	0	3	3	
<b>11. Promoted, protected and fulfilled right of every individual to have full control over, and decide freely and responsibly on matters related to their sexuality and sexual and reproductive health, free from discrimination, coercion and violence.</b>									
11.1. Maternal mortality ratio	3	1	6	0	0	8	18	18	
11.2. Antenatal care services coverage (at least one visit and at least four visits) (SDG3.2)	1	0	5	0	0	2	8	8	
11.3. % of women with cervical cancer screening (SDG 3.17)	0	0	1	0	0	0	1	1	
11.4. Met demand for family planning (SDG 5.44)	1	0	2	0	0	2	5	5	
11.5. % of young people receiving comprehensive sexuality education (SDG 5.5)	0	0	6	0	0	3	9	9	

**Annex 2 - TABLE 5 : No of programmes per region per Thematic Objective**

Thematic Objectives/Indicators	No of times each GAP II Indicator selected							TOTAL ALL REGIONS Objectives	TOTAL ALL REGIONS Indicators
	Americas	Asia & Pacific	Eastern & Southern Africa & Indian Ocean	Europe & Central Asia	Middle East & North Africa	Western & Central Africa			
11.6. N# of births attended by skilled personnel with EU support (EURF)	1	1	5	0	0	3		10	
11.7. N# of women using any method of contraception with EU support (EURF)	2	1	6	0	0	2		11	
<b>12. Healthy nutrition levels for girls and women and throughout their life cycle.</b>	1	36	10	1	0	4		52	
12.1. % of children born with low birth weight (SDG 2.3)	0	0	1	0	0	0		1	
12.2. Proportion of population below minimum level of dietary energy consumption (SDG 2.8)	0	0	2	1	0	0		3	
12.3. % of women of reproductive age with anaemia (SDG 2.9)	0	2	1	0	0	0		3	
12.4. % of eligible population covered by national social protection programmes (SDG 1.4)	0	11	4	0	0	0		15	
12.5. N# of women of all ages, but especially at reproductive age, and children under 5 benefiting from nutrition related programmes with EU support (EURF)	0	18	6	0	0	0		24	
12.6. N# of food insecure people receiving assistance through social transfers supported by the EU (EURF)	0	2	0	1	0	0		3	
<b>Thematic Priority C: Economic, Social and Cultural Rights - Economic and Social Empowerment (where no specific objective selected)</b>	23	43	1	1	7	26		101	
<b>13. Equal access for girls and women to all levels of quality education and vocational education and training (VET) free from discrimination</b>	12	37	40	35	30	32		186	
13.1 Primary completion rate for girls and boys (SDG 4.33)	1	14	8	1	1	1		26	

**Annex 2 - TABLE 5 : No of programmes per region per Thematic Objective**

Thematic Objectives/Indicators	No of times each GAP II Indicator selected							TOTAL ALL REGIONS Objectives	TOTAL ALL REGIONS Indicators
	Americas	Asia & Pacific	Eastern & Southern Africa & Indian Ocean	Europe & Central Asia	Middle East & North Africa	Western & Central Africa			
13.2. Secondary completion rate for girls and boys (SDG 4.35)	1	12	3	2	0	1		19	
13.3 Tertiary enrolment rates for women and men (SDG 4.37)	3	3	1	2	0	2		11	
13.4 Literacy rate of 15-24 year-olds, women and men (SDG 4.5)	0	4	2	1	0	1		8	
13.5 % of pupils enrolled in primary and secondary schools providing drinking water, adequate sanitation, and adequate hygiene services (SDG 6.4)	0	8	5	0	0	1		14	
13.6 Personnel in Research and Development (per million inhabitants) (SDG 9.63)	0	1	1	0	0	0		2	
13.7 N# of children enrolled in primary education with EU support (EURF)	0	2	3	3	0	0		8	
13.8 N# of children enrolled in secondary education with EU support (EURF)	0	1	1	1	0	0		3	
13.9 N# of teachers trained with EU support (EURF)	0	1	5	2	0	1		9	
13.10 Ratio of female to male who have benefitted from Vocational Education and Training / Skills development and other active labour market programmes with EU support (EURF)	5	19	10	7	8	4		53	
<b>14. Access to decent work for women of all ages</b>	<b>27</b>	<b>27</b>	<b>11</b>	<b>3</b>	<b>13</b>	<b>17</b>		<b>98</b>	
14.1. In EU partner countries, income share held by women in the lowest 40% of income distribution (EURF Level 1)	<b>0</b>	<b>1</b>	<b>0</b>	<b>1</b>	<b>0</b>	<b>0</b>		<b>2</b>	
14.2. Average number of hours spent on paid and unpaid work combined (total work burden) by sex (SDG 5.42)	0	0	0	1	0	0		1	
14.3. Share of women among the working poor: employed people living below \$1.25 (PPP) per day (EURF Level 1)	0	3	0	1	0	0		4	

**Annex 2 - TABLE 5 : No of programmes per region per Thematic Objective**

Thematic Objectives/Indicators	No of times each GAP II Indicator selected							TOTAL ALL REGIONS Objectives	TOTAL ALL REGIONS Indicators
	Americas	Asia & Pacific	Eastern & Southern Africa & Indian Ocean	Europe & Central Asia	Middle East & North Africa	Western & Central Africa			
14.4. Employment to population ratio (EPR) by gender and age group (15-64) (SDG 8.5)	0	3	1	3	1	0	8		
14.5. Number of countries that have ratified and implemented fundamental ILO labour standards and complied in law and practice (SDG 8.57)	0	15	1	1	0	0	17		
14.6. Informal employment as a percentage of total non-agricultural employment, by sex (ECOSOC Minimum set of gender indicators, by domain I.9; measured by ILO)	0	1	0	2	0	0	3		
<b>15. Equal access by women to financial services, productive resources including land, trade and entrepreneurship.</b>	16	24	52	20	26	16	154		
15.1. % women, men, indigenous peoples, and local communities with documented or recognised evidence of tenure (SDG 1.5)	0	2	3	0	0	0	5		
15.2. % women, men, indigenous peoples, and local communities who perceive the rights recognised and protected (SDG 1.5)	0	6	2	0	0	1	9		
15.3. Gender gap in wages, by sector in economic activity (SDG 5.1)	0	7	2	2	1	0	12		
15.4. GNI per capita (PPP, current US\$ Atlas method) (SDG 8.54)	0	1	1	0	0	0	2		
15.5. Mobile broadband subscription per 100 inhabitants, by urban/ rural (SDG 9.59)	0	1	0	0	0	0	1		
15.6. N# of women receiving rural advisory services with EU support (EURF)	1	11	6	6	3	2	29		
15.7. N# of women and men who have secure tenure of land with EU support (EURF).	0	10	3	0	1	1	15		

**Annex 2 - TABLE 5 : No of programmes per region per Thematic Objective**

Thematic Objectives/Indicators	No of times each GAP II Indicator selected						TOTAL ALL REGIONS Objectives	TOTAL ALL REGIONS Indicators
	Americas	Asia & Pacific	Eastern & Southern Africa & Indian Ocean	Europe & Central Asia	Middle East & North Africa	Western & Central Africa		
15.8. N# of women accessing EU supported community level, (micro-) financial services (EURF)	0	10	15	2	3	2	32	
<b>16. Equal access and control over clean water, energy, transport infrastructure, and equitable engagement in their management, enjoyed by girls and women.</b>	18	6	15	1	0	15	55	
16.1. Proportion of population using an improved drinking water source (EURF Level 1)	0	5	3	1	0	2	11	
16.2. Road traffic deaths per 100,000 population (SDG 3.25)	0	0	1	0	0	1	2	
16.3. % of population using safely managed water services, by urban/ rural (SDG 6.45)	0	1	0	0	0	2	3	
16.4. % of population using safely managed sanitation services, by urban/ rural (SDG 6.46)	0	2	1	0	0	2	5	
16.5. Share of population using modern cooking solutions by urban/ rural (SDG 7.50)	0	3	2	0	0	1	6	
16.6. Share of population using reliable electricity by urban/ rural (SDG 7.51)	1	0	5	0	0	1	7	
16.7. N# of people with access to all season roads with EU support (EURF)	1	0	1	0	0	1	3	
16.8. N# of women of all ages provided with access to sustainable energy services with EU support (EURF)	1	0	1	0	0	2	4	
<b>Thematic Priority D: Political and civil rights - Voice and Participation (where no specific thematic objective selected)</b>	11	19	11	2	16	4	63	
<b>17. Equal rights and ability for women to participate in policy and governance processes at all levels.</b>	28	48	12	22	67	20	197	

**Annex 2 - TABLE 5 : No of programmes per region per Thematic Objective**

Thematic Objectives/Indicators	No of times each GAP II Indicator selected							TOTAL ALL REGIONS Objectives	TOTAL ALL REGIONS Indicators
	Americas	Asia & Pacific	Eastern & Southern Africa & Indian Ocean	Europe & Central Asia	Middle East & North Africa	Western & Central Africa			
17.1. Proportion of seats held by women in national parliaments (EURF Level 1) in EU Partner Countries	0	1	5	5	4	1	1	16	
17.2. Share of women on corporate boards of national/ multi-national corporations (SDG 5.2)	0	1	1	1	1	1	5		
17.3. Percentage of seats held by women and minorities in national parliament and or sub-national elected office according to their respective share of population	0	21	4	6	4	1	36		
17.4. Representation of women among mediators, negotiators and technical experts in form	0	7	1	1	0	0	9		
17.5. N# of women benefiting from legal aid programmes supported by the EU (EURF)	0	12	1	3	3	1	20		
17.6. % of women candidates in national elections with EU support	0	7	6	3	5	1	22		
17.7. Number of countries carrying out gender-responsive budgeting at local and national level with EU support	0	2	4	3	3	3	15		
<b>18. Women's organisations and other CSOs and Human Rights Defenders working for gender equality and women's and girls' empowerment and rights freely able to work and protected by law.</b>	7	30	8	30	15	5	95		
18.1. N# of women Human Rights Defenders who have received EU Support (EURF)	1	11	5	2	3	0	22		
18.2. N# of partner countries that guarantees the CSOs right to associate, secure funding, freedom of expression, access to information and participation in public life	0	4	2	2	0	0	8		
18.3. N# of Human Rights and Democracy Country Strategies that include gender equality objectives	1	2	1	0	1	1	6		



**Annex 2 - TABLE 5 : No of programmes per region per Thematic Objective**

Thematic Objectives/Indicators	No of times each GAP II Indicator selected						TOTAL ALL REGIONS Objectives	TOTAL ALL REGIONS Indicators
	Americas	Asia & Pacific	Eastern & Southern Africa & Indian Ocean	Europe & Central Asia	Middle East & North Africa	Western & Central Africa		
<b>19. Challenged and changed discriminatory social norms and gender stereotypes.</b>								
19.1. Number of countries that have a positive change in the OECD Social Institutions and Gender Index (SIGI) rating	4	12	8	2	2	6	34	34
19.2. % of women aged 15-49 years who intend to cut their daughters (UNICEF data collection)	1	0	1	0	0	2	4	4
19.3. N# of EU Partner Countries introducing quota systems to address discriminatory practices and improve women's representation in government institutions and decision making positions	0	0	3	0	0	0	3	3
19.4. In EU Partner Countries, N# of communities that formally declare abandoning a practice that discriminates or harms girls and women of all ages	0	0	0	1	0	1	2	2
<b>20. Equal rights enjoyed by women to participate in and influence decision-making processes on climate and environmental issues</b>								
20.1. Number of deaths per 100,000 from climate-related and natural disasters – average over last ten years (disaggregated by sex) (EURF Level 1)	1	2	3	0	0	2	8	8
	3	4	3	0	3	2	15	15
	0	1	0	0	2	0	3	3
<b>Miscellaneous</b>					2	1	3	3

Annex 2 TABLE 6: Summary of Thematic Objectives selected by Commission Services (DEVCO, ECHO, FPI)			
Thematic Objectives and Indicators	DEVCO	ECHO	FPI
<b>Thematic Priority: Physical and Psychological Integrity (where no specific thematic objective selected)</b>			
<b>7. Girls and women free from all forms of violence against them (VAWG) both in the public and in the private sphere.</b>	3		
<b>Number of programmes - Objective 7</b>	8		
7.1. % of women aged 20-24 who were married or in a union by age 15 (SDG 5.40) Mutilation and Cutting (SDG 5.41)	0		
7.2. Prevalence of girls and women 15-49 who have experienced physical or sexual violence (by an intimate partner) in the last 12 months (SDG 5.38)	0		
7.3. % of referred cases of gender and sexual based violence against women and children	0		
7.4. % of girls and women aged 15-49 years who have undergone Female Genital Mutilation and Cutting (SDG 5.41)	0		
7.5. N# of individuals directly benefiting from Justice, Rule of Law and Security Sector Reform programmes funded by EU (EU RF)	0		
7.6. Measure of sex ratios and comparison of child mortality according to the gender	0		
<b>8. Trafficking of girls and women for all forms of exploitation eliminated</b>	1		
<b>Number of programmes - Objective 8</b>	3		
8.1. N# countries that comply with recommendations from the Universal Periodic Review and UN Treaties (ref. CEDAW, CRC, UN Convention against Transnational Organized Crime and the Palermo Protocol) (adaptation of SDG 16.2)	0		
8.2. N# of individuals directly benefiting from trafficking programmes funded by EU	0		
<b>9. Protection for all women and men of all ages from sexual and gender based violence in crisis situations; through EU supported operations</b>	1	1	1
<b>Number of programmes - Objective 9</b>	2	All	2

9.1. N# of EU Partner countries reporting a decrease in the incidence of sexual violence as a weapon of war	0		
9.2. N# countries that comply with recommendations from the Universal Periodic Review and UN Treaties (SDG 16.2)	0		
9.3. Number of violent deaths per 100,000 disaggregated by sex (EURF Level 1)	0		
9.4. N# of refugees (SDG 16.89)	0		
9.5. Losses from natural disasters by climate and non-climate related events (in US\$ and lives lost) (SDG 11.6 cross reference)	0		
9.6. N# of individuals directly benefiting from EU supported programmes that specifically aim to support civilian post-conflict peace building and/ or conflict prevention (EURF)	0		
9.7. N# of EU funded humanitarian targeted actions that respond to GBV	0	1	
9.8. % of peace keeping and peace building missions with specific provisions to improve the security and status of girls and women of all ages	0		
9.9. N# of EU funded humanitarian programs marked 2 by the ECHO gender/age marker and/or Inter-Agency Standing Committee (IASC) marker	0	1	
9.10. N# of EU MS and partner country sign up to the global initiative Call to Action on Protection from GBV in emergencies	0	1	
<b>10. Equal access to quality preventive, curative and rehabilitative physical and mental health care services for girls and women.</b>	1		
<b>Number of programmes - Objective 10</b>	3		
10.1. % of people in malaria-endemic areas sleeping under insecticide-treated bed nets (SDG 3.11)	1		
10.2. Proportion of persons with a severe mental disorder (psychosis, bipolar affective disorder, or moderate –severe de	0		
10.3. % of beneficiaries using hospitals, health centres, and clinics providing basic drinking water, adequate sanitation and adequate hygiene (SDG 6.5)	0		
10.4. N# of people with advance HIV infection receiving antiretroviral drugs with EU support (EURF)	1		
10.5. N# of 1-year olds immunised with EU support (EURF)	0		

<b>11. Promoted, protected and fulfilled right of every individual to have full control over, and decide freely and responsibly on matters related to their sexuality and sexual and reproductive health, free from discrimination, coercion and violence.</b>			1	
<b>Number of programmes - Objective 11</b>			1	
11.1. Maternal mortality ratio			1	
11.2. Antenatal care services coverage (at least one visit and at least four visits) (SDG3.2)			0	
11.3. % of women with cervical cancer screening (SDG 3.17)			0	
11.4. Met demand for family planning (SDG 5.44)			1	
11.5. % of young people receiving comprehensive sexuality education (SDG 5.5)			0	
11.6. N# of births attended by skilled personnel with EU support (EURF)			0	
11.7. N# of women using any method of contraception with EU support (EURF)			1	
<b>12. Healthy nutrition levels for girls and women and throughout their life cycle.</b>			0	1
<b>Number of programmes - Objective 12</b>			0	All
12.1. % of children born with low birth weight (SDG 2.3)			0	
12.2. Proportion of population below minimum level of dietary energy consumption (SDG 2.8)			0	
12.3. % of women of reproductive age with anaemia (SDG 2.9)			0	
12.4. % of eligible population covered by national social protection programmes (SDG 1.4)			0	
12.5. N# of women of all ages, but especially at reproductive age, and children under 5 benefiting from nutrition related programmes with EU support (EURF)			0	1
12.6. N# of food insecure people receiving assistance through social transfers supported by the EU (EURF)			0	
<b>Thematic Priority: Economic, Social and Cultural Rights - Economic and Social Empowerment (where no specific objective selected)</b>			2	
<b>Number of programmes - Priority C (where no objective selected)</b>			3	
<b>13. Equal access for girls and women to all levels of quality education and vocational education and training (VET) free from discrimination</b>			3	1

<b>Number of programmes - Objective 13</b>	9	All
13.1 Primary completion rate for girls and boys (SDG 4.33)	1	
13.2 Secondary completion rate for girls and boys (SDG 4.35)	1	
13.3 Tertiary enrolment rates for women and men (SDG 4.37)	0	
13.4 Literacy rate of 15-24 year-olds, women and men (SDG 4.5)	0	
13.5 % of pupils enrolled in primary and secondary schools providing drinking water, adequate sanitation, and adequate hygiene services (SDG 6.4)	0	
13.6 Personnel in Research and Development (per million inhabitants) (SDG 9.63)	1	
13.7 N# of children enrolled in primary education with EU support (EURF)	0	
13.8 N# of children enrolled in secondary education with EU support (EURF)	0	
13.9 N# of teachers trained with EU support (EURF)	0	
13.10 Ratio of female to male who have benefitted from Vocational Education and Training / Skills development and other active labour market programmes with EU support (EURF)	0	
<b>14. Access to decent work for women of all ages</b>	2	
<b>Number of programmes - Objective 14</b>	1	
14.1. In EU partner countries, income share held by women in the lowest 40% of income distribution (EURF Level 1)	0	
14.2. Average number of hours spent on paid and unpaid work combined (total work burden) by sex (SDG 5.42)	0	
14.3. Share of women among the working poor: employed people living below \$1.25 (PPP) per day (EURF Level 1)	0	
14.4. Employment to population ratio (EPR) by gender and age group (15-64) (SDG 8.5)	0	
14.5. Number of countries that have ratified and implemented fundamental ILO labour standards and complied in law and practice (SDG 8.57)	0	
14.6. Informal employment as a percentage of total non-agricultural employment, by sex (ECOSOC Minimum set of gender indicators, by domain I.9; measured by ILO)	0	

<b>15. Equal access by women to financial services, productive resources including land, trade and entrepreneurship.</b>			1
<b>Number of programmes - Objective 15</b>			2
15.1. % women, men, indigenous peoples, and local communities with documented or recognised evidence of tenure (SDG 1.5)	7		2
15.2. % women, men, indigenous peoples, and local communities who perceive the rights recognised and protected (SDG 1.5)	0		
15.3. Gender gap in wages, by sector in economic activity (SDG 5.1)	0		1
15.4. GNI per capita (PPP, current US\$ Atlas method) (SDG 8.54)	0		
15.5. Mobile broadband subscription per 100 inhabitants, by urban/ rural (SDG 9.59)	0		
15.6. N# of women receiving rural advisory services with EU support (EURF)	0		
15.7. N# of women and men who have secure tenure of land with EU support (EURF).	0		
15.8. N# of women accessing EU supported community level, (micro-) financial services (EURF)	0		
<b>16. Equal access and control over clean water, energy, transport infrastructure, and equitable engagement in their management, enjoyed by girls and women.</b>	0		
<b>Number of programmes - Objective 16</b>			
16.1. Proportion of population using an improved drinking water source (EURF Level 1)	0		
16.2. Road traffic deaths per 100,000 population (SDG 3.25)	0		
16.3. % of population using safely managed water services, by urban/ rural (SDG 6.45)	0		
16.4. % of population using safely managed sanitation services, by urban/ rural (SDG 6.46)	0		
16.5. Share of population using modern cooking solutions by urban/ rural (SDG 7.50)	0		
16.6. Share of population using reliable electricity by urban/ rural (SDG 7.51)	0		
16.7. N# of people with access to all season roads with EU support (EURF)	0		
16.8. N# of women of all ages provided with access to sustainable energy services with EU support (EURF)	0		

<b>Thematic Priority: Political and civil rights - Voice and Participation (where no specific thematic objective selected)</b>	3	
<b>Number of programmes - Priority D (where no objective selected)</b>	11	
<b>17. Equal rights and ability for women to participate in policy and governance processes at all levels.</b>	1	1
<b>Number of programmes - Objective 17</b>	1	EOM Missions
17.1. Proportion of seats held by women in national parliaments (EURF Level 1) in EU Partner Countries	0	
17.2. Share of women on corporate boards of national/ multi-national corporations (SDG 5.2)	0	
17.3. Percentage of seats held by women and minorities in national parliament and or sub-national elected office according to their respective share of population	0	
17.4. Representation of women among mediators, negotiators and technical experts in form	0	1
17.5. N# of women benefiting from legal aid programmes supported by the EU (EURF)	0	
17.6. % of women candidates in national elections with EU support	0	
17.7. Number of countries carrying out gender-responsive budgeting at local and national level with EU support	0	
<b>18. Women's organisations and other CSOs and Human Rights Defenders working for gender equality and women's and girls' empowerment and rights freely able to work and protected by law.</b>	4	
<b>Number of programmes - Objective 18</b>	6	
18.1. N# of women Human Rights Defenders who have received EU Support (EURF)	0	
18.2. N# of partner countries that guarantees the CSOs right to associate, secure funding, freedom of expression, access to information and participation in public life	0	
18.3. N# of Human Rights and Democracy Country Strategies that include gender equality objectives	0	

<b>19. Challenged and changed discriminatory social norms and gender stereotypes.</b>				1	
<b>Number of programmes - Objective 19</b>				1	
19.1. Number of countries that have a positive change in the OECD Social Institutions and Gender Index (SIGI) rating				0	
19.2. % of women aged 15-49 years who intend to cut their daughters (UNICEF data collection)				0	
19.3. N# of EU Partner Countries introducing quota systems to address discriminatory practices and improve women's representation in government institutions and decision making positions				0	
19.4. In EU Partner Countries, N# of communities that formally declare abandoning a practice that discriminates or harms girls and women of all ages				0	
<b>20. Equal rights enjoyed by women to participate in and influence decision-making processes on climate and environmental issues</b>				1	
<b>Number of programmes - Objective 20</b>				2	
20.1. Number of deaths per 100,000 from climate-related and natural disasters – average over last ten years (disaggregated by sex) (EURF Level 1)				0	



Annex 2 TABLE 7 Summary of Thematic Objectives selected by EU Member State Capitals Thematic Objectives & indicators	Thematic Objectives & Indicators <i>Once per MS</i>	Numbers Programmes & Indicators Selected
<b>Thematic Priority: Physical and Psychological Integrity (use this line where EUDs have not selected specific thematic indicators)</b>		6
<b>7. Girls and women free from all forms of violence against them (VAWG) both in the public and in the private sphere.</b>	15	34
7.1. % of women aged 20-24 who were married or in a union by age 15 (SDG 5.40) Mutilation and Cutting (SDG 5.41)	2	2
7.2. Prevalence of girls and women 15-49 who have experienced physical or sexual violence (by an intimate partner) in the last 12 months (SDG 5.38)	3	5
7.3. % of referred cases of gender and sexual based violence against women and children	1	6
7.4. % of girls and women aged 15-49 years who have undergone Female Genital Mutilation and Cutting (SDG 5.41)	1	1
7.5. N# of individuals directly benefiting from Justice, Rule of Law and Security Sector Reform programmes funded by EU (EU RF)	1	1
7.6. Measure of sex ratios and comparison of child mortality according to the gender	0	0
<b>8. Trafficking of girls and women for all forms of exploitation eliminated</b>	3	8
8.1. N# countries that comply with recommendations from the Universal Periodic Review and UN Treaties (ref. CEDAW, CRC, UN Convention against Transnational Organized Crime and the Palermo Protocol) (adaptation of SDG 16.2)	0	
8.2. N# of individuals directly benefiting from trafficking programmes funded by EU	0	
<b>9. Protection for all women and men of all ages from sexual and gender based violence in crisis situations; through EU supported operations</b>	5	12
9.1. N# of EU Partner countries reporting a decrease in the incidence of sexual violence as a weapon of war	1	2
9.2. N# countries that comply with recommendations from the Universal Periodic Review and UN Treaties (SDG 16.2)	0	0
9.3. Number of violent deaths per 100,000 disaggregated by sex (EURF Level 1)	0	0
9.4. N# of refugees (SDG 16.89)	1	2
9.5. Losses from natural disasters by climate and non-climate related events (in US\$ and lives lost) (SDG 11.6 cross reference)	0	0
9.6. N# of individuals directly benefiting from EU supported programmes that specifically aim to support civilian post-conflict peace building and/ or conflict prevention (EURF)	0	0
9.7. N# of EU funded humanitarian targeted actions that respond to GBV	0	0

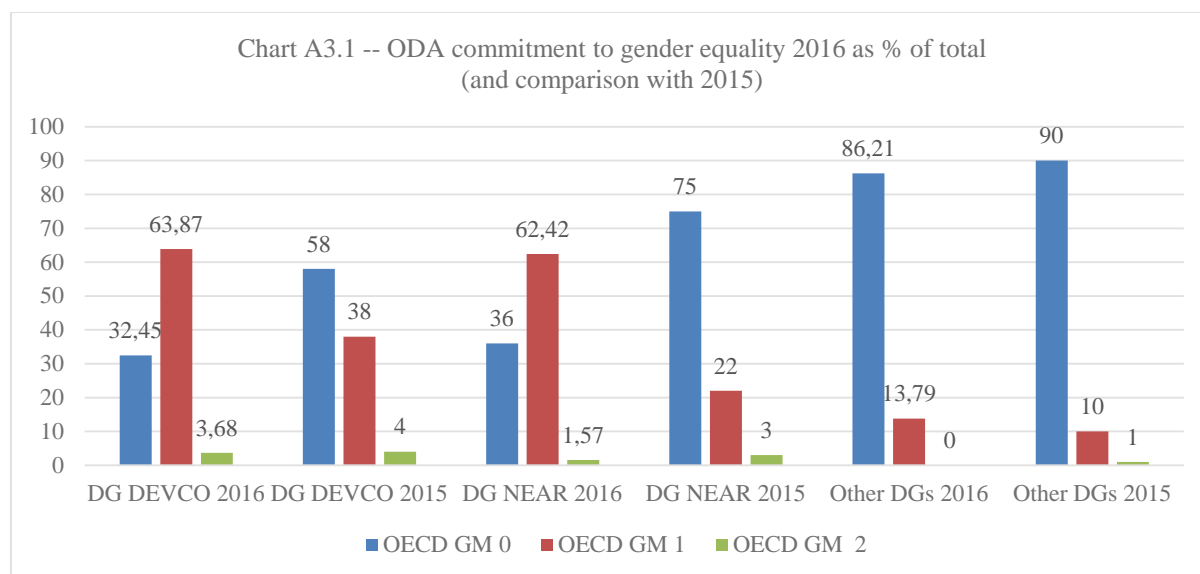
Annex 2 TABLE 7 Summary of Thematic Objectives selected by EU Member State Capitals Thematic Objectives & indicators	Thematic Objectives & Indicators <i>Once per MS</i>	Numbers Programmes & Indicators Selected
9.8. % of peace keeping and peace building missions with specific provisions to improve the security and status of girls and women of all ages	1	1
9.9. N# of EU funded humanitarian programs marked 2 by the ECHO gender/age marker and/or Inter-Agency Standing Committee (IASC) marker	0	0
9.10. N# of EU MS and partner country sign up to the global initiative Call to Action on Protection from GBV in emergencies	0	0
<b>10. Equal access to quality preventive, curative and rehabilitative physical and mental health care services for girls and women.</b>	5	7
10.1. % of people in malaria-endemic areas sleeping under insecticide-treated bed nets (SDG 3.11)	1	1
10.2. Proportion of persons with a severe mental disorder (psychosis, bipolar affective disorder, or moderate –severe depression)	0	0
10.3. % of beneficiaries using hospitals, health centres, and clinics providing basic drinking water, adequate sanitation and adequate hygiene (SDG 6.5)	1	3
10.4. N# of people with advance HIV infection receiving antiretroviral drugs with EU support (EURF)	1	2
10.5. N# of 1-year olds immunised with EU support (EURF)	0	0
<b>11. Promoted, protected and fulfilled right of every individual to have full control over, and decide freely and responsibly on matters related to their sexuality and sexual and reproductive health, free from discrimination, coercion and violence.</b>	9	17
11.1. Maternal mortality ratio	3	7
11.2. Antenatal care services coverage (at least one visit and at least four visits) (SDG3.2)	1	3
11.3. % of women with cervical cancer screening (SDG 3.17)	0	0
11.4. Met demand for family planning (SDG 5.44)	0	0
11.5. % of young people receiving comprehensive sexuality education (SDG 5.5)	1	2
11.6. N# of births attended by skilled personnel with EU support (EURF)	2	4
11.7. N# of women using any method of contraception with EU support (EURF)	3	2
<b>12. Healthy nutrition levels for girls and women and throughout their life cycle.</b>	5	6
12.1. % of children born with low birth weight (SDG 2.3)	0	0
12.2. Proportion of population below minimum level of dietary energy consumption (SDG 2.8)	2	2
12.3. % of women of reproductive age with anaemia (SDG 2.9)	0	0
12.4. % of eligible population covered by national social protection programmes (SDG 1.4)	0	0
12.5. N# of women of all ages, but especially at reproductive age, and children under 5 benefiting from nutrition	2	2

Annex 2 TABLE 7 Summary of Thematic Objectives selected by EU Member State Capitals Thematic Objectives & indicators	Thematic Objectives & Indicators <i>Once per MS</i>	Numbers Programmes & Indicators Selected
12.6. N# of food insecure people receiving assistance through social transfers supported by the EU (EURF) related programmes with EU support (EURF)	1	1
<b>Thematic Priority: Economic, Social and Cultural Rights - Economic and Social Empowerment (where no specific objective selected)</b>		15
<b>13. Equal access for girls and women to all levels of quality education and vocational education and training (VET) free from discrimination</b>	10	17
13.1 Primary completion rate for girls and boys (SDG 4.33)	4	5
13.2 Secondary completion rate for girls and boys (SDG 4.35)	2	2
13.3 Tertiary enrolment rates for women and men (SDG 4.37)	2	1
13.4 Literacy rate of 15-24 year-olds, women and men (SDG 4.5)	3	3
13.5 % of pupils enrolled in primary and secondary schools providing drinking water, adequate sanitation, and adequate hygiene services (SDG 6.4)	1	0
13.6 Personnel in Research and Development (per million inhabitants) (SDG 9.63)	0	0
13.7 N# of children enrolled in primary education with EU support (EURF)	2	3
13.8 N# of children enrolled in secondary education with EU support (EURF)	0	0
13.9 N# of teachers trained with EU support (EURF)	1	3
13.10 Ratio of female to male who have benefitted from Vocational Education and Training / Skills development and other active labour market programmes with EU support (EURF)	1	5
<b>14. Access to decent work for women of all ages</b>	6	8
14.1. In EU partner countries, income share held by women in the lowest 40% of income distribution (EURF Level 1)	0	0
14.2. Average number of hours spent on paid and unpaid work combined (total work burden) by sex (SDG 5.42)	1	1
14.3. Share of women among the working poor: employed people living below \$1.25 (PPP) per day (EURF Level 1)	0	0
14.4. Employment to population ratio (EPR) by gender and age group (15-64) (SDG 8.5)	2	3
14.5. Number of countries that have ratified and implemented fundamental ILO labour standards and complied in law and practice (SDG 8.57)	1	1
14.6. Informal employment as a percentage of total non-agricultural employment, by sex (ECOSOC Minimum set of gender indicators, by domain I.9; measured by ILO)	0	0
<b>15. Equal access by women to financial services, productive resources including land, trade and entrepreneurship.</b>	7	11

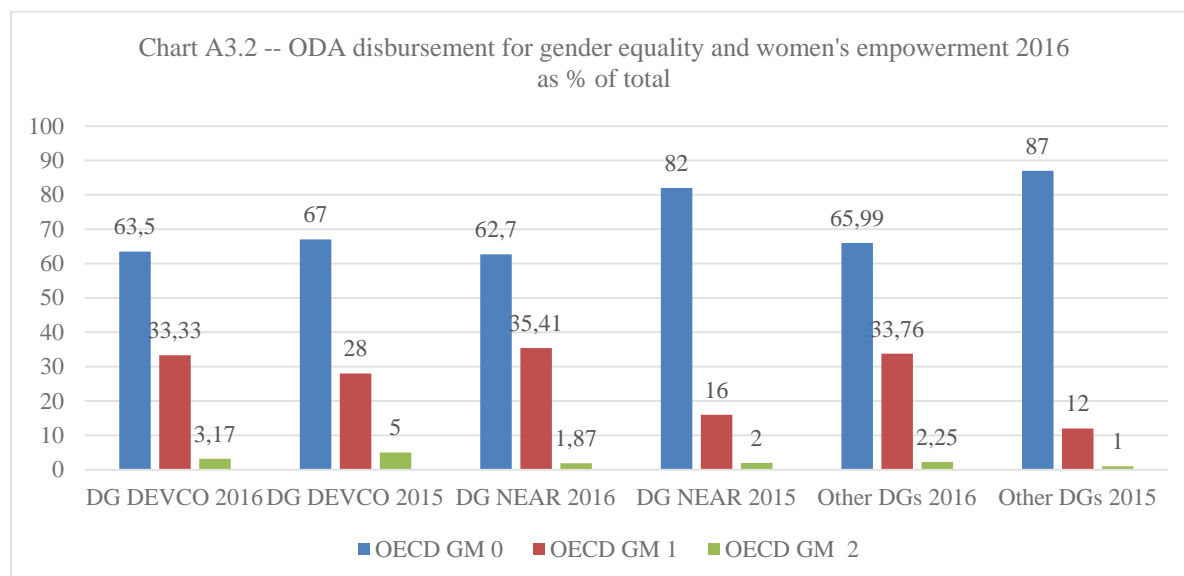
Annex 2 TABLE 7 Summary of Thematic Objectives selected by EU Member State Capitals Thematic Objectives & indicators		Thematic Objectives & Indicators <i>Once per MS</i>	Numbers Programmes & Indicators Selected
15.1. % women, men, indigenous peoples, and local communities with documented or recognised evidence of tenure (SDG 1.5)		0	0
15.2. % women, men, indigenous peoples, and local communities who perceive the rights recognised and protected (SDG 1.5)		0	0
15.3. Gender gap in wages, by sector in economic activity (SDG 5.1)		0	0
15.4. GNI per capita (PPP, current US\$ Atlas method) (SDG 8.54)		0	0
15.5. Mobile broadband subscription per 100 inhabitants, by urban/ rural (SDG 9.59)		0	0
15.6. N# of women receiving rural advisory services with EU support (EURF)		2	2
15.7. N# of women and men who have secure tenure of land with EU support (EURF).		0	0
15.8. N# of women accessing EU supported community level, (micro-) financial services (EURF)		1	1
<b>16. Equal access and control over clean water, energy, transport infrastructure, and equitable engagement in their management, enjoyed by girls and women.</b>		3	3
16.1. Proportion of population using an improved drinking water source (EURF Level 1)		1	1
16.2. Road traffic deaths per 100,000 population (SDG 3.25)		0	0
16.3. % of population using safely managed water services, by urban/ rural (SDG 6.45)		1	1
16.4. % of population using safely managed sanitation services, by urban/ rural (SDG 6.46)		2	2
16.5. Share of population using modern cooking solutions by urban/ rural (SDG 7.50)		2	2
16.6. Share of population using reliable electricity by urban/ rural (SDG 7.51)		1	1
16.7. N# of people with access to all season roads with EU support (EURF)		0	0
16.8. N# of women of all ages provided with access to sustainable energy services with EU support (EURF)		1	1
<b>Thematic Priority: Political and civil rights - Voice and Participation (where no specific thematic objective selected)</b>		1	9
<b>17. Equal rights and ability for women to participate in policy and governance processes at all levels.</b>		9	21
17.1. Proportion of seats held by women in national parliaments (EURF Level 1) in EU Partner Countries		1	1
17.2. Share of women on corporate boards of national/ multi-national corporations (SDG 5.2)		0	0
17.3. Percentage of seats held by women and minorities in national parliament and or sub-national elected office according to their respective share of population		2	2
17.4. Representation of women among mediators, negotiators and technical experts in form		2	2
17.5. N# of women benefiting from legal aid programmes supported by the EU (EURF)		1	1

Annex 2 TABLE 7 Summary of Thematic Objectives selected by EU Member State Capitals Thematic Objectives & indicators		Thematic Objectives & Indicators <i>Once per MS</i>	Numbers Programmes & Indicators Selected
17.6. % of women candidates in national elections with EU support		0	0
17.7. Number of countries carrying out gender-responsive budgeting at local and national level with EU support		0	1
<b>18. Women's organisations and other CSOs and Human Rights Defenders working for gender equality and women's and girls' empowerment and rights freely able to work and protected by law.</b>		2	3
18.1. N# of women Human Rights Defenders who have received EU Support (EURF)		0	0
18.2. N# of partner countries that guarantees the CSOs right to associate, secure funding, freedom of expression, access to information and participation in public life		0	0
18.3. N# of Human Rights and Democracy Country Strategies that include gender equality objectives		0	0
<b>19. Challenged and changed discriminatory social norms and gender stereotypes.</b>		2	2
19.1. Number of countries that have a positive change in the OECD Social Institutions and Gender Index (SIGI) rating		0	0
19.2. % of women aged 15-49 years who intend to cut their daughters (UNICEF data collection)		0	0
19.3. N# of EU Partner Countries introducing quota systems to address discriminatory practices and improve women's representation in government institutions and decision making positions		0	0
19.4. In EU Partner Countries, N# of communities that formally declare abandoning a practice that discriminates or harms girls and women of all ages		1	1
<b>20. Equal rights enjoyed by women to participate in and influence decision-making processes on climate and environmental issues</b>		3	4
20.1. Number of deaths per 100,000 from climate-related and natural disasters – average over last ten years (disaggregated by sex) (EURF Level 1)		0	0
<i>Miscellaneous programmes not easily linked to Objectives</i>			6

### Annex 3: Official Development Assistance (ODA) Commitment and Disbursement for Gender Equality and Women's Empowerment in 2016



Data available for EU action (Commission-managed only) show an encouraging outlook of the use of financial resources for gender equality and women's empowerment. The ODA figures<sup>27</sup> regarding the new decisions and contracts for 2016 show an increase in the funds that are marked with OECD Gender Marker 1 thus pertaining to actions that are gender mainstreamed. There is a marked progress when compared with disbursements 2016 which represent contracts and decisions from the previous years (i.e. decisions and contracts made before 2016). While specific actions for gender equality and women's empowerment (marked OECD Gender Marker 2) have changed only slightly the actions that are mainstreamed have increased markedly.



<sup>27</sup> These figures exclude administrative costs (type of aid G01) and include co-financing.

Figures below summarise statistics on DG DEVCO, DG NEAR and other services financial commitment and disbursements for actions supporting Gender Equality and Women's Empowerment by recipient region<sup>28</sup>.

Table A3.1

	<b>Commitment 2016</b>	<b>% of total commitment 2016</b>	<b>Disbursement 2016</b>	<b>% of total disbursement 2016</b>
<b>DEVCO</b>				
<b>OECD GM 0</b>	3,058,250,261	32.45	3,839,781,914	63.50
<b>OECD GM 1</b>	6,018,324,278	63.87	2,015,574,799	33.33
<b>OECD GM 2</b>	346,875,120	3.68	191,849,066	3.17
<b>Total</b>	9,423,449,659		6,047,205,779	
<b>NEAR</b>				
<b>OECD GM 0</b>	1,656,449,768	36.00	1,906,797,488	62.72
<b>OECD GM 1</b>	2,871,925,291	62.42	1,076,457,135	35.41
<b>OECD GM 2</b>	72,250,000	1.57	56,911,441	1.87
<b>Total</b>	4,600,625,059		3,040,166,063	
<b>Other DGs</b>				
<b>OECD GM 0</b>	2,593,227,735	86.21	2,260,984,861	65.99
<b>OECD GM 1</b>	414,637,926	13.79	1,132,065,314	33.04
<b>OECD GM 2</b>	0	0.00	33,175,308	0.97
<b>Total</b>	3,007,865,662		3,426,225,483	
<b>Commission overall</b>				
<b>OECD GM 0</b>	7,307,927,764	42.1	8,007,564,264	63.99
<b>OECD GM 1</b>	9,304,887,496	54.63	4,224,097,248	33.76
<b>OECD GM 2</b>	419,125,120	2.46	281,935,815	2.25
<b>Total</b>	17,031,940,380		12,513,597,326	

In 2016 DG DEVCO's ODA commitment in all regions shows a consistent increase of the amount of funds used for gender mainstreamed actions (those marked with OECD Gender Marker 1). In 2016 DEVCO gender mainstreamed actions in Africa, Americas, Asia, and Oceania use the largest amount of funds invested in the regions. This is consistent with the trend from 2015 and in addition shows significant increase, with Oceania having the highest increase from the previous year (nearly 32 percentage points.) For Europe region and actions in Developing Countries (unspecified), the actions that contribute to gender equality and women's empowerment use the smaller portion of committed funds. However, there is a

<sup>28</sup> Geographical Regions classification used are those of the OECD. Africa (North of Sahara), Africa (South of Sahara), America (North & Central), America (South), Asia (Far East), Asia (Middle East), Asia (South & Central), Europe, Oceania, Developing Countries (Unspecified).



marked increase of the actions that are gender mainstreamed in both Europe (10 percentage points) and in Developing Countries (unspecified) (27 percentage points.)

Table A3.2

Commitments	OECD GM0		OECD GM 1		OECD GM 2		GAP target. 85% by 2020
	2016	2015	2016	2015	2016	2015	
<b>DG DEVCO</b>							GM 1 + 2
<b>Africa</b>	34.06	44	64.10	52	1.84	5	65.94
<b>Americas</b>	33.48	48	64.54	48	1.98	4	66.52
<b>Asia</b>	36.68	48	56.72	47	6.61	5	63.33
<b>Europe</b>	65.75	67	34.25	24	0.00	10	34.25
<b>Oceania</b>	22.51	43	74.72	43	2.76	14	77.48
<b>Developing Countries (unspecified)</b>	46.09	82	43.85	17	10.06	1	53.91

Actions targeting gender equality and women's empowerment on the other hand use a very small portion of the committed funds, and have decreased as compared to the previous year. The exceptions in this case are actions in Developing Countries (unspecified) where actions marked with OECD Gender Marker 2 increased in 2016 to 10% from 1% in 2015.

In relation to the performance required by the GAP indicator "5.3.2. % of new programmes that score G1 or G2 (Target: 85% of new programmes score G1 or G2 by 2020) the regional commitments show very positive trends. Commitment for Oceania have reached 78%, Americas 67%, Africa 66%, Developing Countries (unspecified) 54%. Only the commitments for Europe region are still far behind compared with the other regions at 34%.

Table A3.3

Commitments %	OECD GM0		OECD GM 1		OECD GM 2		GAP target. 85% by 2020
	2016	2015	2016	GM 1 + 2	2016	2015	
<b>DG NEAR</b>							GM 1+2
<b>Africa</b>	14.93	56	80.57	31	4.49	13	85.06
<b>Asia</b>	31.36	45	68.24	50	0.40	5	68.64
<b>Europe</b>	34.72	82	63.73	17	1.55	1	65.28
<b>Developing Countries (unspecified)</b>	95.81	95	4.19	5	0.00	0	4.19

In 2016 DG NEAR's ODA commitment in all regions shows a consistent increase of the amount of funds used for gender mainstreamed actions (those marked with OECD Gender Marker 1). In 2016 DG NEAR gender mainstreamed actions in Africa (Neighbourhood South), Asia and Europe (Neighbourhood East, Accession and pre-Accession countries), use



the largest amount of funds invested. The Africa and Europe commitments have reversed the trend from the previous year, allocating a larger portion of the available funds to actions that are gender mainstreamed showing a difference of 50 percentage points and 47 percentage points respectively. Asia commitments improved on the existing trend by increasing the amounts committed to actions that are gender mainstreamed by 18 percentage points. For Developing Countries (unspecified) the commitments on gender equality and women's empowerment is just above 4%, a striking difference with the other regional commitments.

Actions targeting gender equality and women's empowerment use a small portion of the committed funds. There was a spike in the commitments for Africa as well as for Asia. Commitments for Europe instead slide back compared with the previous year (although the share was already very small.) There was no commitment of funds targeted for gender equality and women's empowerment (Actions marked with OECD Gender marker 2) in Developing Countries (unspecified.)

In relation to the performance required by the GAP indicator "5.3.2." % of new programmes that score G1 or G2 (Target: 85% of new programmes score G1 or G2 by 2020) the regional commitments show very positive results for three out of four regional clusters; the commitments for Africa have met the goal at 85%, Asia 69% and Europe 65% are on track whereas Developing Countries (unspecified) are very far behind with 4%.

Table A3.4

Commitments %	OECD GM 0		OECD GM 1		OECD GM 2		GAP target. 85% by 2020 GM 1 + 2
	2016	2015	2016	2015	2016	2015	
<b>DG DEVCO</b>	2016	2015	2016	2015	2016	2015	GM 1 + 2
<b>Africa</b>	93.05	80	6.95	19	0	0	6.95
<b>Americas</b>	47.10	80	52.90	20	0	0	52.90
<b>Asia</b>	89.50	91	10.50	9	0	0	10.50
<b>Europe</b>	81.57	78	18.43	20	0	0	18.43
<b>Oceania</b>	100.00	100	0.00	0	0	0	0.00
<b>Developing Countries (unspecified)</b>	89.90	96	10.10	3	0	0	10.10

In 2016 Other DG's ODA commitment shows a great increase of the amount of funds used for gender mainstreamed actions (those marked with OECD Gender Marker 1) in Americas (32 percentage points), in Developing Countries (unspecified) (7 percentage points) and a modest one in Asia (1,5 percentage point.). There was no commitment to gender mainstreamed actions in Oceania and there was a decrease in the funds for the same in Africa (by 12 percentage points). As in the previous year, there has been no commitment to targeted actions for gender equality and women's empowerment.

In relation to the performance required by the GAP indicator "5.3.2. % of new programmes that score G1 or G2 (Target: 85% of new programmes score G1 or G2 by 2020)", the regional commitments for Americas show trend in the right direction (53% of funds), followed by Europe (nearly 19%). The trends for Asia (11%), Developing Countries (unspecified) (10%) and Africa (7%) are not encouraging.

Chart A3.3 -- ODA Commitment to GEWE per region as % of regional total 2016

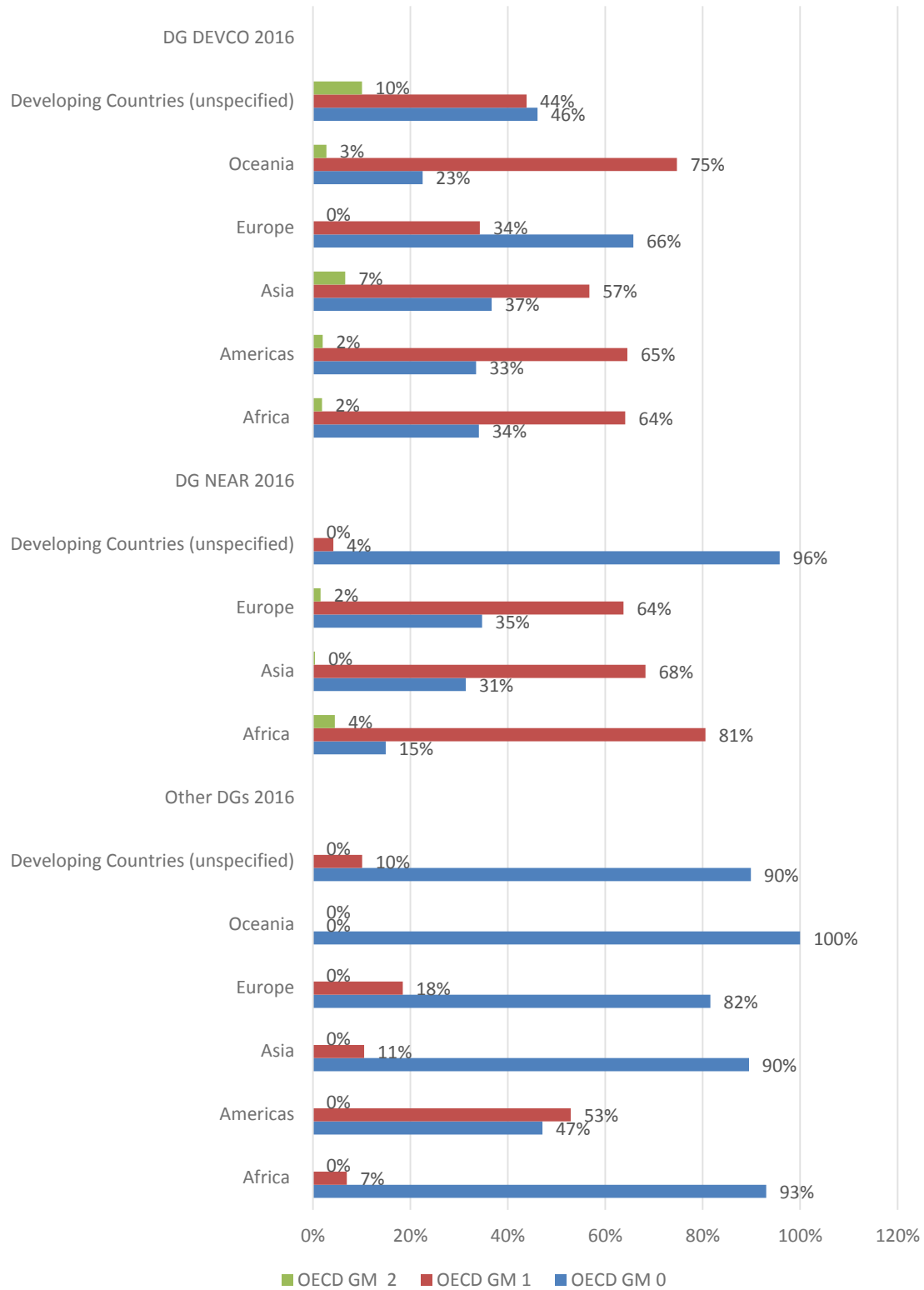


Table A3.5

ODA Commitment to GEWE per region as % of regional total 2016						
	Total	OECD GM 0	%	OECD GM 1	%	OECD GM 2
			%		%	
<b>DG DEVCO</b>						
Africa	6,736,148,504	2,294,279,204	34.06	4,318,135,066	64.10	123,734,234
Americas	605,074,768	202,574,768	33.48	390,500,000	64.54	12,000,000
Asia	1,164,883,485	427,256,899	36.68	660,675,700	56.72	76,950,886
Europe	105,400,000	69,300,000	65.75	36,100,000	34.25	0
Oceania	72,400,000	16,300,000	22.51	54,100,000	74.72	2,000,000
Developing Countries (unspecified)	1,314,407,530	605,804,018	46.09	576,413,512	43.85	132,190,000
<b>DG NEAR</b>						
Africa	556,630,000	83,130,000	14.93	448,500,000	80.57	25,000,000
Asia	878,152,916	275,396,915	31.36	599,256,001	68.24	3,500,000
Europe	2,826,063,944	981,254,654	34.72	1,801,059,290	63.73	43,750,000
Developing Countries (unspecified)	553,793,549	530,583,549	95.81	23,210,000	4.19	0
<b>Other DGs 2016</b>						
Africa	1,089,123,801	1,013,407,454	93.05	75,716,48	6.95	0
Americas	52,419,290	24,688,192	47.10	27,731,098	52.90	0
Asia	688,652,204	616,342,092	89.50	72,310,112	10.50	0
Europe	916,964,522	747,970,522	81.57	168,994,000	18.43	0
Oceania	3,007,560	3,007,560	100.00	0	0.00	0
Developing Countries (unspecified)	741,436,342	666,549,973	89.90	74,886,369	10.10	0

Table A3.6

ODA Disbursement for GEWE per region as % of regional total 2016						
	Total	OECD GM 0	%	OECD GM 1	%	OECD GM 2
			%		%	
<b>DG DEVCO</b>						
Africa	3,595,181,164	2,370,165,867	65.93	1,122,371,476	31.22	102,643,821
Americas	743,108,125	491,852,149	66.19	216,596,316	29.15	34,659,659
Asia	1,211,982,449	622,195,506	51.34	557,324,825	45.98	32,462,118
Europe	171,264,490	157,652,720	92.05	10,943,725	6.39	2,668,045
Oceania	61,526,698	50,858,766	82.66	7,458,251	12.12	3,209,681
Developing Countries (unspecified)	880,092,500	751,421,615	85.38	111,174,482	12.63	17,496,403
<b>DG NEAR</b>						
Africa	629,408,099	402,662,936	63.97	198,403,304	31.52	28,341,859
Asia	827,426,553	441,231,318	53.33	366,598,132	44.31	19,597,103

Table A3.6

ODA Disbursement for GEWE per region as % of regional total 2016									
<b>Europe</b>	1,442,080,397	914,301,388	63.40	522,094,115	36.20	5,684,894	0.39		
<b>Developing Countries (unspecified)</b>	342,258,199	333,966,582	97.58	4,581,458	1.34	3,710,159	1.08		
<b>Other DGs 2016</b>									
<b>Africa</b>	833,281,176	444,677,715	53.36	381,488,868	45.78	7,114,593	0.85		
<b>Americas</b>	100,078,152	59,621,172	59.57	40,086,111	40.05	370,870	0.37		
<b>Asia</b>	923,149,431	683,339,597	74.02	224,791,528	24.35	15,018,306	1.63		
<b>Europe</b>	1,465,703,930	957,459,353	65.32	499,026,395	34.05	9,218,181	0.63		
<b>Oceania</b>	2,992,716	2,457,370	82.11	521,987	17.44	13,358	0.45		
<b>Developing Countries (unspecified)</b>	555,378,740	524,227,086	94.39	29,711,654	5.35	1,440,000	0.26		

## Annex 4: Sexual Reproductive Health and Rights in EU Development Cooperation

Following the Council's Working Party on Development Cooperation (CODEV) request and the Commission agreement of April 2016 to report regularly on Sexual and Reproductive Health and Rights (SRHR), a more detailed analysis has been produced on the implementation of GAP II Objectives 10 "Equal access to quality preventive, curative and rehabilitative physical and mental health care services for girls and women" and 11 "Promoted, protected and fulfilled rights of every individual to have full control over, and decide freely and responsibly on matters related to their sexuality and sexual and reproductive health, free from discrimination and violence".

### 1. Some global facts and figures

According to the United Nations violence against women continues to be a global health pandemic.<sup>29</sup> 35% of women worldwide have experienced physical and/or intimate partner violence or sexual violence by a non-partner at least once in their life. It is estimated that 38% of murders of women are perpetrated by a male intimate partner. Child sexual abuse affects both boys and girls. Across the world, approximately 20% of women and 5 to 10% of men report being victims of sexual violence as children.<sup>30</sup>

Female genital mutilation (FGM) constitutes a harmful practice that severely violates women's and girls' human rights, their security and physical integrity; it exposes them to serious health and mental health problems and threatens their sexual and reproductive health. FGM is mostly practiced on young girls from early childhood to age 15. Recent data confirm that more than 200 million girls and women alive today have been subjected to FGM in 30 countries in Africa, the Middle East and Asia, where the practice is mostly concentrated.<sup>31</sup>

Discrimination based on sexual conduct and orientation prevents affected individuals from gaining access to health services as well as exercising their rights for equal economic, social and cultural opportunities.

Epidemiological research has demonstrated that violence is a major cause of ill health among women and girls. Its impact is particularly evident in relation to sexual and reproductive health and in the violation of sexual and reproductive rights. Gender-based violence, poverty, low educational status especially of women and girls, lack of or inadequate access to information, resources and basic services, and cultural practices are the main underlying factors that result in human right abuses occurring daily at an unacceptably high rate.

According to WHO, the global maternal mortality ratio declined by only 2.3% per year during the last twenty years and about 830 women die every day from pregnancy or

---

<sup>29</sup> [http://www.who.int/mediacentre/news/releases/2013/violence\\_against\\_women\\_20130620/en/](http://www.who.int/mediacentre/news/releases/2013/violence_against_women_20130620/en/)  
<http://www.unwomen.org/en/digital-library/multimedia/2015/11/infographic-violence-against-women>

<sup>30</sup> WHO Factsheet Violence against women, November 2016

<sup>31</sup> WHO Factsheet Female genital mutilation, February 2017

childbirth-related complications worldwide.<sup>32</sup>

Globally, around 1 in 7 adolescent girls aged 15-19 are currently married or in union. The highest rates of child marriage are found in West & Central Africa (27%), Eastern & Southern Africa (21%) and the Middle East & North Africa (14%)<sup>33</sup>. Adolescent pregnancy is a big threat for girls' health and reproductive health specifically. Complications during pregnancy and childbirth represent the second highest cause of death for girls aged 15-19 across the world. In low and middle-income countries newborns to mothers under 20 years of age face a 50% higher risk of being still-born or dying in the first few weeks of life as compared to those born to mothers aged 20-29. Some 3 million of unsafe abortions among girls aged 15-19 occur every year.<sup>34</sup>

225 million women in developing countries are reported to have unmet needs for family planning. Limited access to contraception, poverty, cultural norms and biases, gender-based barriers, and scarcity or poor quality of services are among the main obstacles<sup>35</sup>. It is estimated that about one third of maternal deaths in developing countries is preventable if the unmet need for family planning were satisfied<sup>36</sup>. Family planning contributes to a more responsible parenthood, prevents abortion and some sexual diseases (some FP methods), and contributes to a decreased exposure to the health consequences related to unwanted pregnancies, and averts maternal and childhood deaths<sup>37</sup>.

## 2. Advancing Sexual and Reproductive Health and Rights through the EU external relations

The protection and fulfilment of all human and fundamental rights, including SRHR, is a cornerstone of the EU's external relations. EU Development Cooperation support to SRHR is informed and guided by the international policy documents that constitute the global reference framework to combat gender-based discrimination and inequality<sup>38</sup>. The EU policy documents emphasise the importance of promoting, supporting and strengthening comprehensive health systems as the best way to lay the ground for equitable and universal coverage of quality health services including sexual and reproductive health and family planning<sup>39</sup>. The Council Conclusions of June 2013<sup>40</sup> and December 2014<sup>41</sup> noted the

---

<sup>32</sup> WHO Factsheet Maternal mortality, November 2016

<sup>33</sup> UNICEF Data: Monitoring the situation of women and girls, February 2017 <https://data.unicef.org/topic/child-protection/child-marriage/#>

<sup>34</sup> WHO Factsheet Adolescent pregnancy, September 2014

<sup>35</sup> WHO Factsheet Family planning /Contraception, December 2016

<sup>36</sup> Kohler, H., "Copenhagen Consensus 2012: Challenge paper on "Population Growth"", PSC Working Paper Series, PSC 12-03, 2012. Available at: [http://repository.upenn.edu/psc\\_working\\_papers/34](http://repository.upenn.edu/psc_working_papers/34)

<sup>37</sup> John Cleland, Stan Bernstein, Alex Ezeh, Anibal Faundes, Anna Glasier, Jolene Innis, "Family Planning: the unfinished agenda". The Lancet 2006; 368: 1810–27. Published Online November 1, 2006.

<sup>38</sup> I.e., the Convention on the Elimination of all forms of Discrimination Against Women (CEDAW 1979), the Programme of Action of the International Conference on Population and Development (ICPD 1994), the Beijing Platform of Action (UN world women conference in 1995) and the outcomes of their review conferences, the Agenda on Sustainable Development 2030 including the Sustainable Development Goals (SDGs).

<sup>39</sup> The Council Conclusions on the EU role on Global Health, in 2010; "Conclusions on the 2013 Report on the Implementation of the EU Plan of Action on Gender Equality and Women's Empowerment in Development 2010-2015", May 2014;

<sup>40</sup> Council Conclusions "Overarching post 2015 agenda", June 2013

<sup>41</sup> Council Conclusions on a transformative post-2015 agenda, December 2014

importance of SRHR in the context of a rights-based approach to the post-2015 development agenda. The Council Conclusions on Gender in Development of 2015<sup>42</sup> confirmed EU policies on SRHR, reaffirmed the full implementation of the International Conference on Population and Development (ICPD) and the outcomes of its review conferences and renewed the EU commitment to the Beijing Platform for Action. The Commission's Strategic Engagement for Gender Equality 2016-2019<sup>43</sup> reiterated the urgency to ensure universal access to sexual and reproductive health services and reproductive rights for women and girls. Comprehensive sexuality education and universal access to age appropriate quality sexual and reproductive health services for youth are a crucial part of universal access to SRHR without discrimination or coercion, and are at the basis of ensuring girls and boys will and can have timely access to the family planning method of their choice, thereby preventing unwanted pregnancies, and sexually transmitted diseases.

### 3. The EU financial investment on SRHR

For the 2014-2020 the EU's specific support to the health sector amounts to provisionally EUR 2.6 billion. Of this, EUR 155 million (6%) are allocated to health initiatives including the thematic Global Public Goods and Challenges Programme (GPGC) which prioritises in its health objectives actions to improve access to essential health commodities and sexual and reproductive health services.

Since a methodology for calculating the contribution to SRHR has not yet been agreed upon, this report uses the Muskoka methodology<sup>44</sup> for capturing Commission baseline disbursement on Maternal, Newborn and Child Health (MNCH) using 2015 expenditure data. This approach helps to track expenditures on MNCH but has shortcomings in tracking SRHR: while it covers some of the expenditures on sexual and reproductive health, there is an overestimation of the % attribution to SRH in some of the budget codes such as the budget codes that measure child health. At the same time the Muskoka method does not measure SRHR related investments in comprehensive sexuality education and basic life skills for youth nor expenditures on programmes addressing the right to be free from sexual and gender-based discrimination and abuses, such as programmes on FGM and prevention of child marriage.

For the scope of this report, the ODA disbursement of the EU's external relations (DG DEVCO, DG NEAR, and other DGs) for the reporting year 2015 was considered as a baseline. The EU's Development Cooperation financial support to MNCH was measured by calculating the percentage attribution of disbursements against selective DAC codes (as per the Muskoka method). A quantitative assessment of the EU support was done through data analysis of programmes and projects from the Commission Statistical Dashboard. A qualitative assessment was done through the Review of the External Action Management Reports (EAMR), and data drawn from the EU Result Framework (EURF).

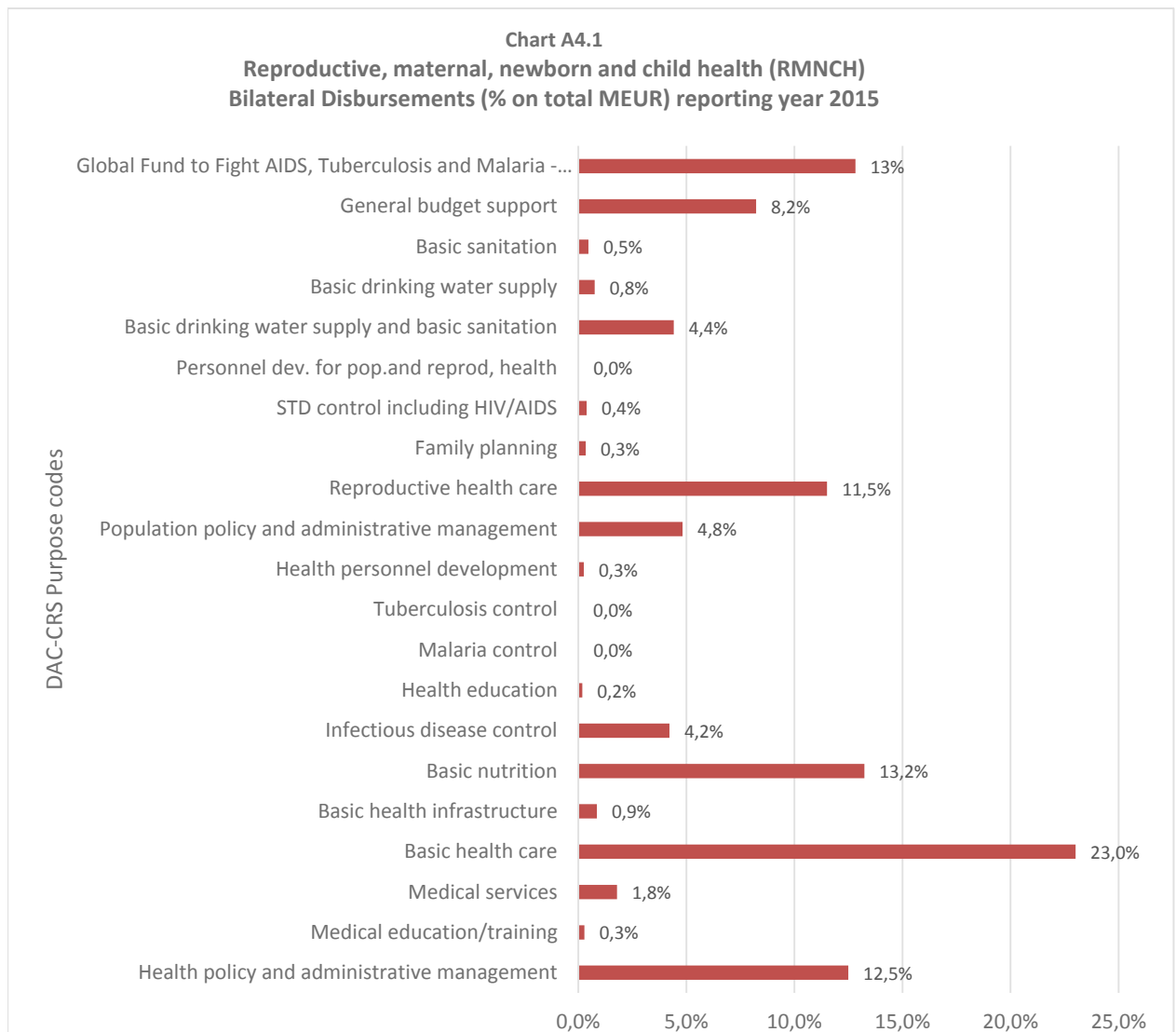
---

<sup>42</sup> <http://www.consilium.europa.eu/en/press/press-releases/2015/05/26-fac-dev-council-conclusions-gender-development/>

<sup>43</sup> [https://ec.europa.eu/anti-trafficking/sites/antitrafficking/files/strategic\\_engagement\\_for\\_gender\\_equality\\_en.pdf](https://ec.europa.eu/anti-trafficking/sites/antitrafficking/files/strategic_engagement_for_gender_equality_en.pdf)

<sup>44</sup> <http://www.g8.utoronto.ca/summit/2010muskoka/methodology.html>

The total EU bilateral and multilateral disbursement for activities supporting maternal and newborn child health amount to EUR 358 million for the reporting year 2015<sup>45</sup>. As shown in Chart 1 below, Basic Health Care provides the highest percentage contribution to the EU expenditure for MNCH followed by Basic Nutrition and Health Policy and Administrative Management. Reported investments in Reproductive Health Care programmes contribute to 11.5% of MNCH expenditures, while less is reported as direct disbursement against Family Planning and Capacity Development of Personnel for Population and Reproductive Health as these services are often an integral part of basic services. It needs to be noted that the Commission current system will attribute programme disbursement against one DAC code only and any secondary DAC code targeted by the programme will not be measured.



Sexually Transmitted Diseases, malaria and tuberculosis are addressed through the EU multilateral aid to the Global Fund to Fight AIDS, Tuberculosis and Malaria (GFATM) which contributes to 13% of MNCH spending. Additional support to infectious diseases control is provided through the support to the Global Alliance for Vaccines and Immunization (GAVI).

<sup>45</sup> Total amount of imputed percentages of selective DAC coded programmes over the total budget for the Health Sector (EUR 1,492 million).



The Reproductive, Maternal, Newborn and Child Health (RMNCH) Policy Marker<sup>46</sup> was introduced in 2014 to enable reporting on RMNCH funding flows with a two-year trial period. The continued inclusion and use of the RMNCH marker was approved in 2016 and inconsistent use and data quality issues are currently being addressed.

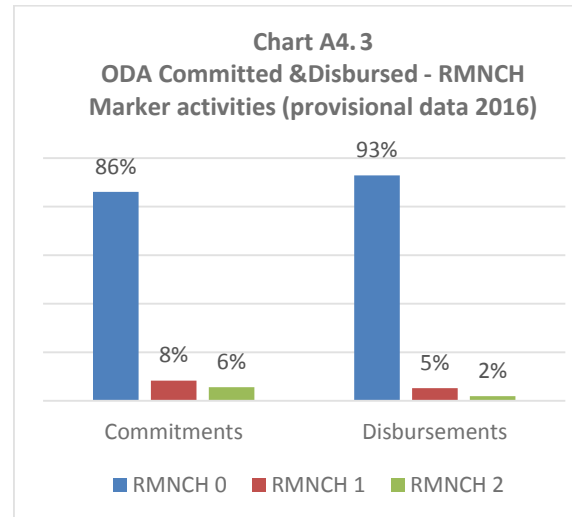
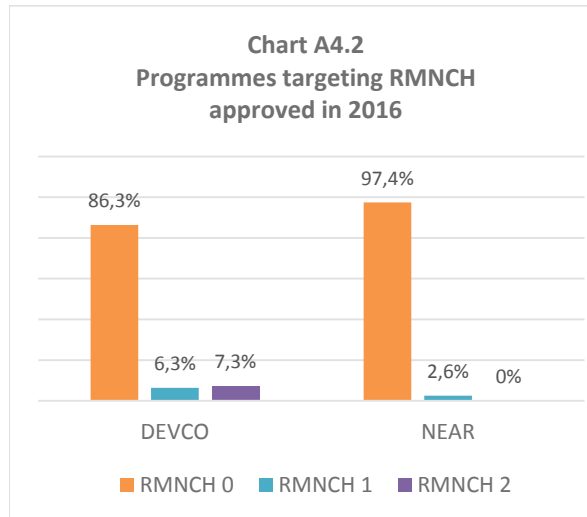
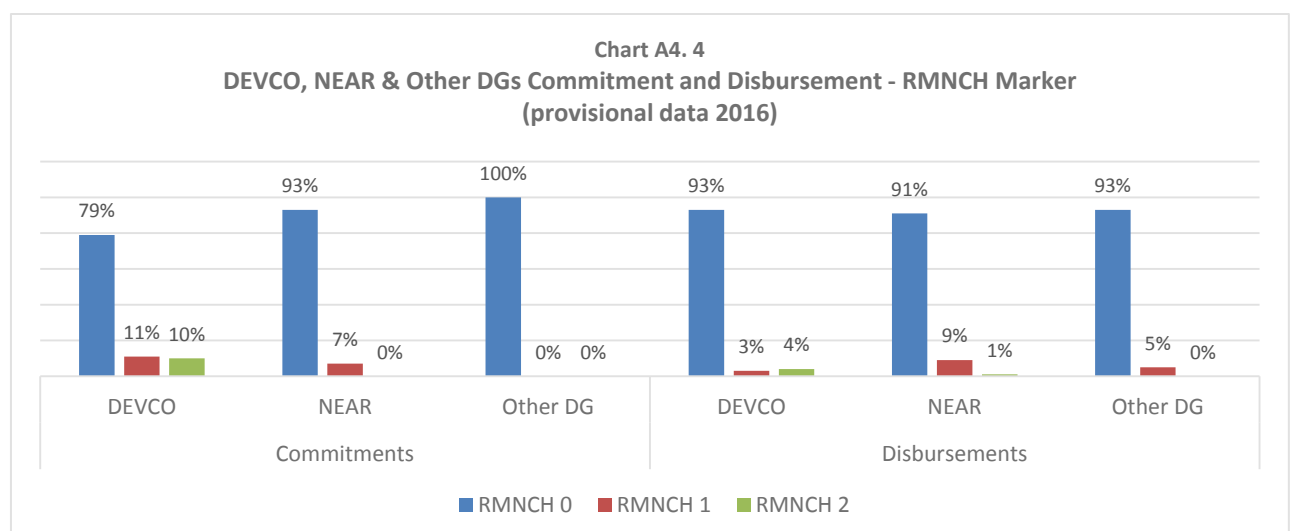


Chart 2 reveals percentage of the programmes have marked RMNCH as either a main (RMNCH 2) or a significant objective (RMNCH 1) while chart 3 reveals the related budget details. An overall commitment of EUR 14.7 billion for RMNCH 0 programmes, EUR 1.4 billion for RMNCH 1 programmes and EUR 0.9 billion for RMNCH 2 programmes, while disbursement is equal to 11,7 billion EUR for RMNCH 0 marked programmes, EUR 0.6 billion for RMNCH 1 marked programmes and EUR 0.2 billion for RMNCH.



<sup>46</sup> Programmes are classified RMNCH Marker 0 if they allocate less than 15% of programme funds to the improvement of reproductive, maternal, newborn and child health, RMNCH Marker 1 if they allocate between 15% and 85% of programme funds, and RMNCH Marker 2 if they allocate more than 85% of programme funds.

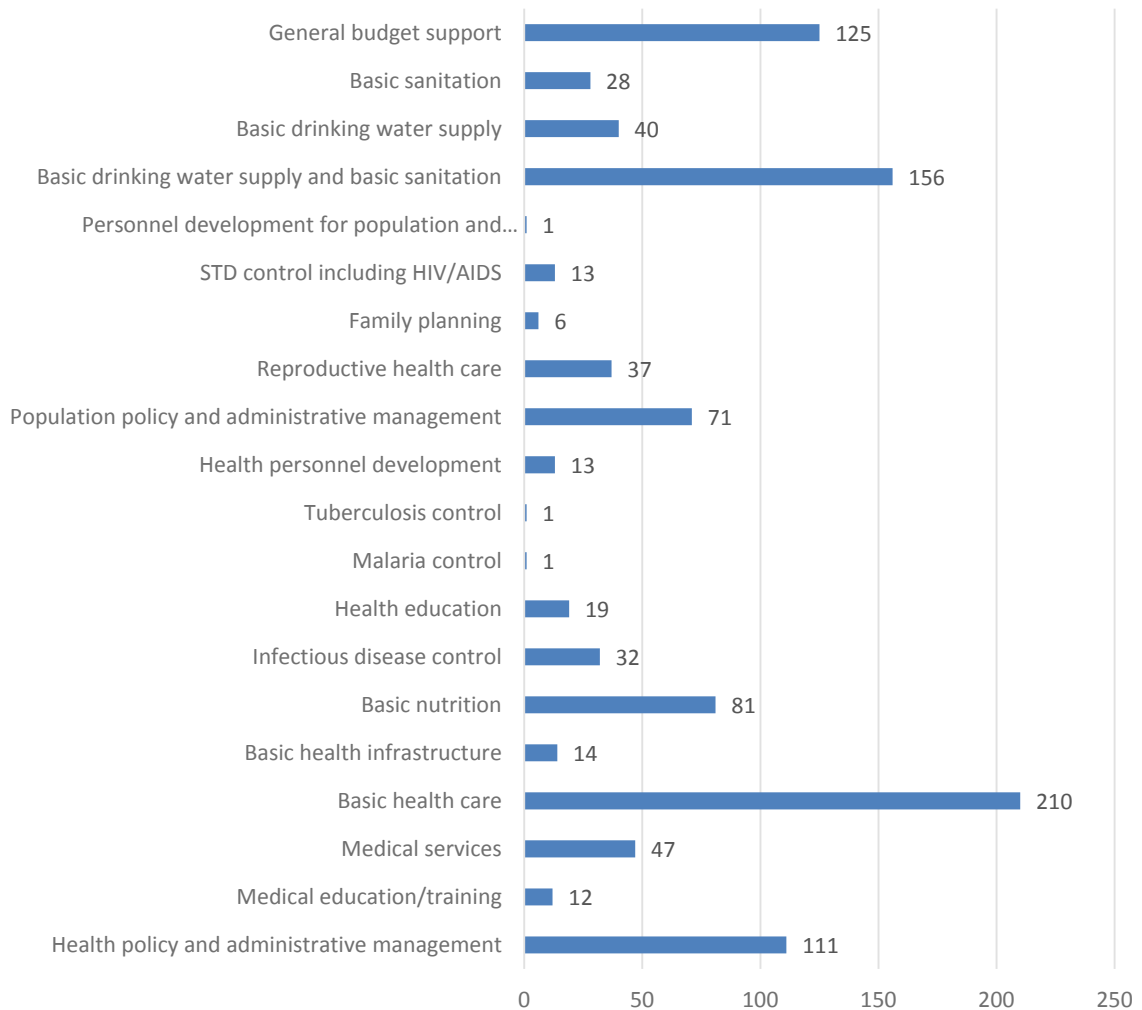
The Commission committed 11% of the new budget for DEVCO to programmes which marked RMNCH 1 (6.3% of the new programmes) while for DG NEAR this was 7% (2.6% of new programmes). Only DEVCO had RMNHC 2 marked programme approved (7.3% of new programmes) for the 10% of the new budget. Other DGs disbursed 5% of new 2016 budget for RMNCH 1 marked programmes.

#### **4. The EU thematic and geographic support to SRHR**

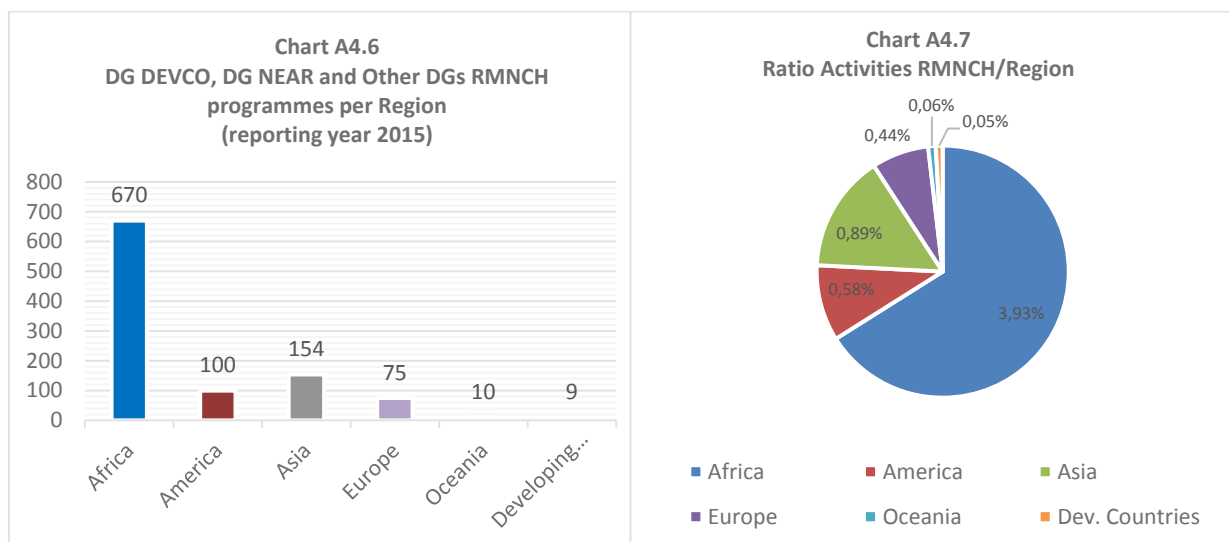
Chart 5 shows the distribution of the programmes with disbursement against one of the Muskoka DAC codes while chart 5 and 6 show the geographic distribution of the programmes which had disbursement against any of the Muskoka DAC codes. Due to the typology of data available, this analysis does not include GFATM and GAVI disbursement that accounts for 13% of MNCH/SRHR expenditures across the globe.

Being entirely quantitative, the data presented do not allow assessment of the relevance and the effectiveness of the support as it only focuses on financial disbursements and does not present results based on progress indicators. The analysis presented hereunder is however complemented by examples of good practices and results drawn from the EAMR and EU RF review and from Delegations and HQ GAP II reports.

Chart A4.5  
**DG DEVCO, DG NEAR, other DGs No. of programmes targeting RMNCH**  
**(reporting year 2015)**



Charts 6 and 7 below show the number and the ratio of programmes addressing SRHR supported by the EU Development Cooperation. The majority of ongoing programmes take place in African countries (3.95% of EU support, corresponding to 670 programmes), while the support to SRHR activities in Asia and the America's amounts respectively to 0.89% and 0.58% (corresponding to 154 and 100 programmes).



## 5. Advancing SRHR through GAP II

GAP II offers the possibility to measure the EU's support to SRHR. GAP II adopted Thematic Objectives 10 and 11 to tackle SRHR as an intrinsic aspect of gender equality and women's empowerment.

Many of the indicators selected of the GAPII are Sustainable Development Goals' indicators as well as some drawn from the EU Result Framework (EU RF). The Delegations and HQ's reports received did not report against the specific GAP II indicators. This suggests the need of defining reporting requirements more clearly. For this first GAP II report, the analysis focused on EUDs selection of GAP II Objectives 10 and 11 and related indicators.

Chart 8 reveals the number of countries in each geographic region where these Objectives were selected: 19 countries are working on Objective 10 (equal access to quality preventive, curative and rehabilitative physical and mental health care services for girls and women) with a higher prevalence in Eastern & Southern Africa & Indian Ocean and Western & Central Africa regions. 26 countries in four regions are supporting Objective 11 (the right of every individual to have full control over, and decide freely and responsibly on matters related to their sexuality and sexual and reproductive health, free from discrimination, coercion and violence) with a higher occurrence in Eastern & Southern Africa & Indian Ocean and Western & Central Africa.

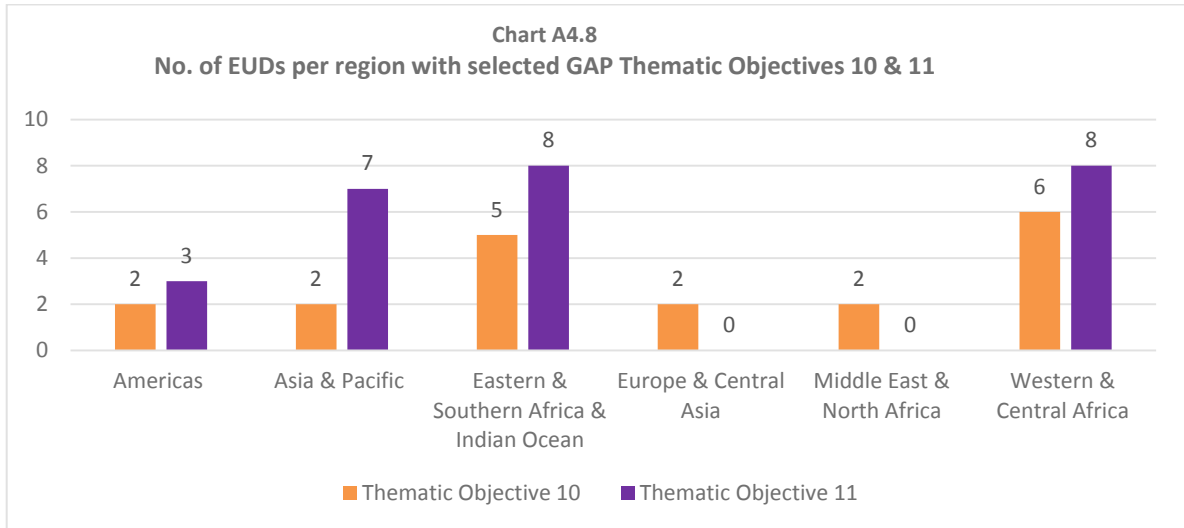
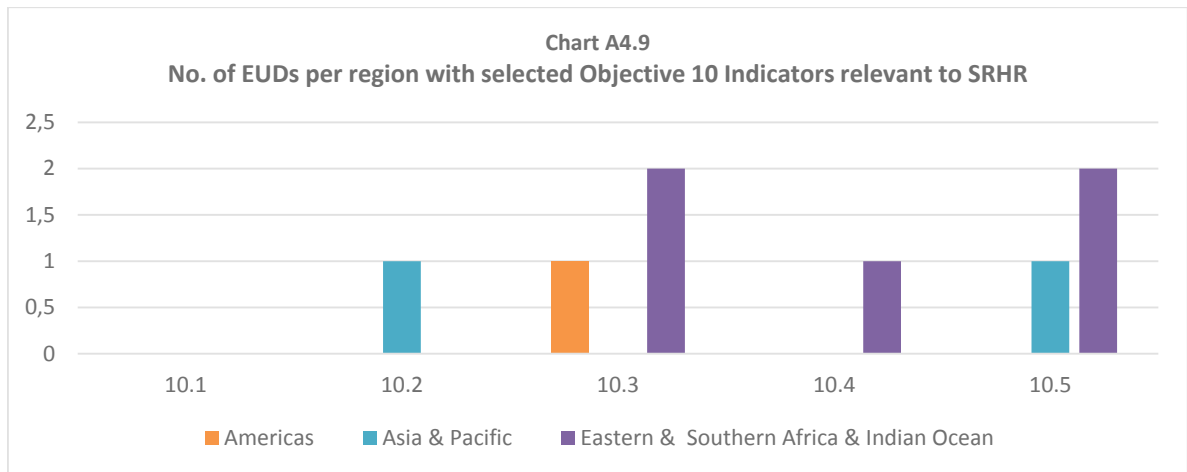


Chart 9 reveals which Indicators of Objective 10 were selected by reporting EUDs in the different regions and in how many countries they were integrated in the programmes included in the reports. Objective 10 Indicators were selected only in three regions: Americas, Asia & Pacific, and Southern Africa & Indian Ocean.



In three countries the EU is funding actions that contribute to the indicator 10.3 of GAP II "% of beneficiaries using hospitals, health centres, and clinics providing basic drinking water, adequate sanitation and adequate hygiene".

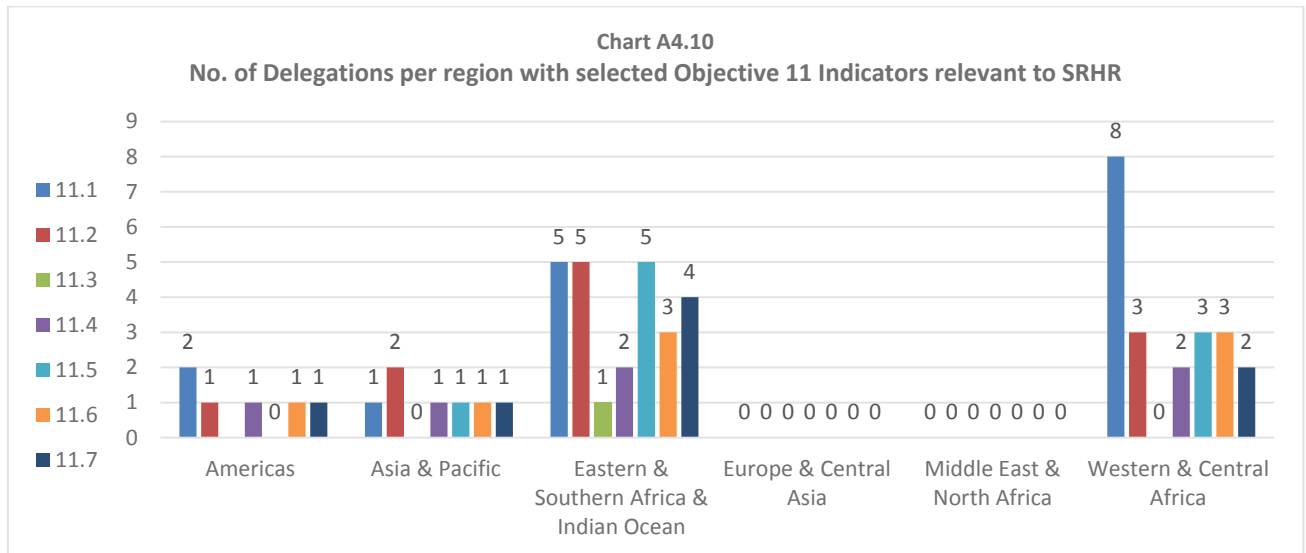
In three countries the EU is funding actions that contribute to the indicator 10.5 of GAP "N# of 1-year olds immunised with EU support". Only one country in Asia & Pacific selected the Indicator 10.2 of GAP II "Proportion of persons with a severe mental disorder who are using services)." Indicator 10.4 of GAP II "N# of people with advance HIV infection receiving antiretroviral drugs with EU support" was selected by one country only, in Eastern & Southern Africa & Indian Ocean. Indicator 10.1 was not selected by any EUDs and Member States.

Reporting EUDs and EU Member States working in countries in Europe & Central Asia and Middle East & North Africa did not select any of the Objective 11 Indicators (see chart 10.)

All indicators, except 11.7 (N# of women using any method of contraception with EU support (EURF) have been selected at least in one country across the different regions.

Maternal mortality (11.1) is addressed in 16 countries, antenatal care services coverage (11.2) in 11 countries, family planning (11.4) only in 6 countries, sexuality education for young people in 9 countries, N# of births attended by skilled personnel (11.6) in 8 countries.

Support to cervical cancer screening (11.3) is disappointingly addressed only in one country and the use of contraceptive is not addressed (11.7) at all.



## 6. Some results and good practices on SRHR

The EAMR and EU RF review revealed some progress on SRHR and some good practices from around the world to advance SRHR.

Thanks to EU-supported programmes around the world, 5,025,000 women of reproductive age and children under five years old benefited from nutrition programmes, 8,104,000 births were attended by skilled health personnel, and 13,238,000 women used some method of contraception.

Nevertheless, the global figure of about 225 million women who are reported to have unmet needs for family planning suggests a need for a greater support to family planning.

EU support to GFATM contributed to providing antiretroviral therapy for 8,100,000 people with HIV infection and to the distribution of 204,000,000 insecticide-treated bed-nets.

*Commission SWD Accompanying the document " 2016 Annual Report on the implementation of the European Union's instruments for financing external actions in 2015", COM(2016) 810, page 23.*

Sexual education and access to adequate information is targeted as an intrinsic element of SRHR.

In **Zimbabwe**, the EU supports the projects "Sexual and Reproductive Health Awareness and Support for young people in and out of school in Mashonaland West Province" and "Voices and Choices: Young People's uptake of Sexual and Reproductive Health Services for Responsible and Healthy Living". Other programmes aim to scale up access to SRHR including gender issues, awareness raising, access to information on HIV and AIDS and access to services for young people targeting the mining and farming sectors.

The rights of Lesbian, Gay, Bisexual, Transgender and Intersex (LGBTI) people to access SRHR services without discrimination is combined with sexual education for young people while aiming at the same time, to reduce and prevent Sexual Transmitted Diseases.

In **South Africa**, the project "Realising, protecting and entrenching the rights of Lesbian, Gay, Bisexual, Transgender and Intersex (LGBTI) People across South Africa" especially targets the young population about safe sex and sexuality. The project promoted the new, youth-appealing condom 'Max' (with several flavours and colours), that was well publicised during a special event.

Civil society organisations can be strong allies to reach and involve communities with essential SRHR services including information, and to raise awareness on benefits of SRHR including family planning.

In **Turkey**, the project "Voice Up: Protecting Transgender Sex Workers from Violence" provides a direct grant to the CSO - Red Umbrella Sexual Health and Human Rights Association.

In **India**, through the project "Svavritti" the EU facilitates access to schemes and entitlements for AIDS-affected families sexual/gender minorities, female sex workers and injecting drug users in 30 poor districts of 8 states.

In **Zambia**, a new partnership has been started with the women's umbrella organisation NGOCC (Non-Governmental Organisations Coordinating Council) through the signing of a 1 million EUR grant agreement under the instrument of Non-state Actors (DCI-NSA) allocation. Under the agreement, the organisation will be called upon to provide small sub-grants to member organisations to work in the areas of women's rights advocacy, women's empowerment and sexual and reproductive health.

Programmes with global or multiregional focus can be effective and provide economy of scale in addressing different SRHR issues. Commission thematic services and EU Member States have joined efforts in financing UN global programmes. For instance:

**UNFPA Supplies programme**, supported by DEVCO and MS UK, Netherlands, Luxembourg, Spain and Portugal, while support is also provided by Canada, Australia, Lichtenstein, and various Foundations, improves access to SRHR and provides RH commodities including family planning supplies in the world's 46 poorest countries. In 2016 alone, the UNFPA Supplies programme has reached 12.5 million women and adolescent girls with sexual and reproductive health services, including family planning. Contraceptives provided through UNFPA Supplies in 2016 has averted an estimated: 7.2 million unintended pregnancies 20,000 maternal deaths 126,000 child deaths, and 2.2 million unsafe abortions.

The EU is contributing EUR 6 million to the **UNICEF-UNFPA Global Programme to Accelerate Action to end Child Marriage** which aims to end this harmful practice in one generation by encouraging a change in social norms and educational opportunities, whilst also addressing the needs of girls and women who suffer the consequences of the practice. The Programme targets communities from a group of 12 countries and focuses on education, access to healthcare, strengthening enforcement mechanisms, girls' empowerment and social norms change. The programme is supported by EU (DG DEVCO), UK, Italy, Finland, Iceland, Luxembourg, Norway, Germany, Ireland, and Sweden.

The **UNFPA-UNICEF Joint Programme to promote the abandonment of Female Genital Mutilation**, aims at supporting 17 countries to enact legal and policy framework with appropriate resources and implementation for eliminating FGM; providing timely, appropriate and quality services to girls and women at risk of or having experienced FGM in select districts; and supporting activities so that a majority of individuals, families and communities in programme areas accept the norm of keeping the girls intact. EUR 11 million are provided to this programme by the EU (DG DEVCO), UK, Netherlands, and Italy. Canada also supports the programme.