



**COUNCIL OF
THE EUROPEAN UNION**

**Brussels, 7 March 2014
(OR. en)**

**7334/14
ADD 1**

**ENER 105
ENV 233
DELECT 48**

COVER NOTE

From: Secretary-General of the European Commission,
signed by Mr Jordi AYET PUIGARNAU, Director

date of receipt: 5 March 2014

To: Mr Uwe CORSEPIUS, Secretary-General of the Council of the European
Union

No. Cion doc.: C(2014) 1371 final ANNEXES 1-10

Subject: ANNEXES to the Commission Delegated Regulation (EU) No .../.
amending Commission Delegated Regulations (EU) No 1059/2010,
1060/2010, 1061/2010, 1062/2010, 626/2011, 392/2012, 874/2012,
665/2013, 811/2013 and 812/2013 with regard to labelling of energy-related
products on the Internet

Delegations will find attached document C(2014) 1371 final ANNEXES 1-10.

Encl.: C(2014) 1371 final ANNEXES 1-10



EUROPEAN
COMMISSION

Brussels, 5.3.2014
C(2014) 1371 final

ANNEXES 1 to 10

ANNEXES

to the COMMISSION DELEGATED REGULATION (EU) No .../..

**amending Commission Delegated Regulations (EU) No 1059/2010, 1060/2010, 1061/2010,
1062/2010, 626/2011, 392/2012, 874/2012, 665/2013, 811/2013 and 812/2013**

with regard to labelling of energy-related products on the Internet

{SWD(2014) 56 final}


{SWD(2014) 57 final}

ANNEX I
Amendments to the Annexes to Regulation 1059/2010

The following Annex VIII is added:

‘ANNEX VIII

Information to be provided in the case of sale, hire or hire-purchase through the Internet

- (1) For the purpose of points 2 to 5 of this Annex the following definitions shall apply:
 - (a) ‘display mechanism’ means any screen, including tactile screen, or other visual technology used for displaying internet content to users;
 - (b) ‘nested display’ means visual interface where an image or data set is accessed by a mouse click, mouse roll-over or tactile screen expansion of another image or data set;
 - (c) ‘tactile screen’ means a screen responding to touch, such as that of a tablet computer, slate computer or a smartphone;
 - (d) ‘alternative text’ means text provided as an alternative to a graphic allowing information to be presented in non-graphical form where display devices cannot render the graphic or as an aid to accessibility such as input to voice synthesis applications.
- (2) The appropriate label made available by suppliers in accordance with Article 3(f) shall be shown on the display mechanism in proximity to the price of the product. The size shall be such that the label is clearly visible and legible and shall be proportionate to the size specified in point 2 of Annex I. The label may be displayed using a nested display, in which case the image used for accessing the label shall comply with the specifications laid down in point 3 of this Annex. If nested display is applied, the label shall appear on the first mouse click, mouse roll-over or tactile screen expansion on the image.
- (3) The image used for accessing the label in the case of nested display shall:
 - (a) be an arrow in the colour corresponding to the energy efficiency class of the product on the label;
 - (b) indicate on the arrow the energy efficiency class of the product in white in a font size equivalent to that of the price; and
 - (c) have one of the following two formats:
The image shows two examples of energy efficiency labels. Both are green arrows pointing to the right. The first is a simple green arrow with the text 'A+++' in white. The second is a green arrow with a white border and the text 'A+++' in white.
- (4) In the case of nested display, the sequence of display of the label shall be as follows:


- (a) the image referred to in point 3 of this Annex shall be shown on the display mechanism in proximity to the price of the product;
 - (b) the image shall link to the label;
 - (c) the label shall be displayed after a mouse click, mouse roll-over or tactile screen expansion on the image;
 - (d) the label shall be displayed by pop up, new tab, new page or inset screen display;
 - (e) for magnification of the label on tactile screens, the device conventions for tactile magnification shall apply;
 - (f) the label shall cease to be displayed by means of a close option or other standard closing mechanism;
 - (g) the alternative text for the graphic, to be displayed on failure to display the label, shall be the energy efficiency class of the product in a font size equivalent to that of the price.
- (5) The appropriate product fiche made available by suppliers in accordance with Article 3(g) shall be shown on the display mechanism in proximity to the price of the product. The size shall be such that the product fiche is clearly visible and legible. The product fiche may be displayed using a nested display, in which case the link used for accessing the fiche shall clearly and legibly indicate 'Product fiche'. If nested display is used, the product fiche shall appear on the first mouse click, mouse roll-over or tactile screen expansion on the link.'

ANNEX II
Amendments to the Annexes to Regulation 1060/2010

The following Annex X is added:

‘ANNEX X

Information to be provided in the case of sale, hire or hire-purchase through the Internet

- (1) For the purpose of points 2 to 5 of this Annex the following definitions shall apply:
- (a) ‘display mechanism’ means any screen, including tactile screen, or other visual technology used for displaying internet content to users;
 - (b) ‘nested display’ means visual interface where an image or data set is accessed by a mouse click, mouse roll-over or tactile screen expansion of another image or data set;
 - (c) ‘tactile screen’ means a screen responding to touch, such as that of a tablet computer, slate computer or a smartphone;
 - (d) ‘alternative text’ means text provided as an alternative to a graphic allowing information to be presented in non-graphical form where display devices cannot render the graphic or as an aid to accessibility such as input to voice synthesis applications.
- (2) The appropriate label made available by suppliers in accordance with Article 3(f) shall be shown on the display mechanism in proximity to the price of the product. The size shall be such that the label is clearly visible and legible and shall be proportionate to the size specified in point 3 of Annex II. The label may be displayed using a nested display, in which case the image used for accessing the label shall comply with the specifications laid down in point 3 of this Annex. If nested display is applied, the label shall appear on the first mouse click, mouse roll-over or tactile screen expansion on the image.
- (3) The image used for accessing the label in the case of nested display shall:
- (a) be an arrow in the colour corresponding to the energy efficiency class of the product on the label;
 - (b) indicate on the arrow the energy efficiency class of the product in white in a font size equivalent to that of the price; and
 - (c) have one of the following two formats:
- The image shows two examples of energy efficiency labels. Both are green arrows pointing to the right with the text 'A+++'. The first is a simple green arrow with a white border. The second is a green arrow with a white border and a white outline.
- (4) In the case of nested display, the sequence of display of the label shall be as follows:


- (a) the image referred to in point 3 of this Annex shall be shown on the display mechanism in proximity to the price of the product;
 - (b) the image shall link to the label;
 - (c) the label shall be displayed after a mouse click, mouse roll-over or tactile screen expansion on the image;
 - (d) the label shall be displayed by pop up, new tab, new page or inset screen display;
 - (e) for magnification of the label on tactile screens, the device conventions for tactile magnification shall apply;
 - (f) the label shall cease to be displayed by means of a close option or other standard closing mechanism;
 - (g) the alternative text for the graphic, to be displayed on failure to display the label, shall be the energy efficiency class of the product in a font size equivalent to that of the price.
- (5) The appropriate product fiche made available by suppliers in accordance with Article 3(g) shall be shown on the display mechanism in proximity to the price of the product. The size shall be such that the product fiche is clearly visible and legible. The product fiche may be displayed using a nested display, in which case the link used for accessing the fiche shall clearly and legibly indicate 'Product fiche'. If nested display is used, the product fiche shall appear on the first mouse click, mouse roll-over or tactile screen expansion on the link.'

ANNEX III
Amendments to the Annexes to Regulation 1061/2010

The following Annex VIII is added:

‘ANNEX VIII

Information to be provided in the case of sale, hire or hire-purchase through the Internet

- (1) For the purpose of points 2 to 5 of this Annex the following definitions shall apply:
 - (a) ‘display mechanism’ means any screen, including tactile screen, or other visual technology used for displaying internet content to users;
 - (b) ‘nested display’ means visual interface where an image or data set is accessed by a mouse click, mouse roll-over or tactile screen expansion of another image or data set;
 - (c) ‘tactile screen’ means a screen responding to touch, such as that of a tablet computer, slate computer or a smartphone;
 - (d) ‘alternative text’ means text provided as an alternative to a graphic allowing information to be presented in non-graphical form where display devices cannot render the graphic or as an aid to accessibility such as input to voice synthesis applications.
- (2) The appropriate label made available by suppliers in accordance with Article 3(f) shall be shown on the display mechanism in proximity to the price of the product. The size shall be such that the label is clearly visible and legible and shall be proportionate to the size specified in point 2 of Annex I. The label may be displayed using a nested display, in which case the image used for accessing the label shall comply with the specifications laid down in point 3 of this Annex. If nested display is applied, the label shall appear on the first mouse click, mouse roll-over or tactile screen expansion on the image.
- (3) The image used for accessing the label in the case of nested display shall:
 - (a) be an arrow in the colour corresponding to the energy efficiency class of the product on the label;
 - (b) indicate on the arrow the energy efficiency class of the product in white in a font size equivalent to that of the price; and
 - (c) have one of the following two formats:

- (4) In the case of nested display, the sequence of display of the label shall be as follows:


- (a) the image referred to in point 3 of this Annex shall be shown on the display mechanism in proximity to the price of the product;
 - (b) the image shall link to the label;
 - (c) the label shall be displayed after a mouse click, mouse roll-over or tactile screen expansion on the image;
 - (d) the label shall be displayed by pop up, new tab, new page or inset screen display;
 - (e) for magnification of the label on tactile screens, the device conventions for tactile magnification shall apply;
 - (f) the label shall cease to be displayed by means of a close option or other standard closing mechanism;
 - (g) the alternative text for the graphic, to be displayed on failure to display the label, shall be the energy efficiency class of the product in a font size equivalent to that of the price.
- (5) The appropriate product fiche made available by suppliers in accordance with Article 3(g) shall be shown on the display mechanism in proximity to the price of the product. The size shall be such that the product fiche is clearly visible and legible. The product fiche may be displayed using a nested display, in which case the link used for accessing the fiche shall clearly and legibly indicate 'Product fiche'. If nested display is used, the product fiche shall appear on the first mouse click, mouse roll-over or tactile screen expansion on the link.'

ANNEX IV
Amendments to the Annexes to Regulation 1062/2010

The following Annex IX is added:

‘ANNEX IX

Information to be provided in the case of sale, hire or hire-purchase through the Internet

- (1) For the purpose of points 2 to 5 of this Annex the following definitions shall apply:
- (a) ‘display mechanism’ means any screen, including tactile screen, or other visual technology used for displaying internet content to users;
 - (b) ‘nested display’ means visual interface where an image or data set is accessed by a mouse click, mouse roll-over or tactile screen expansion of another image or data set;
 - (c) ‘tactile screen’ means a screen responding to touch, such as that of a tablet computer, slate computer or a smartphone;
 - (d) ‘alternative text’ means text provided as an alternative to a graphic allowing information to be presented in non-graphical form where display devices cannot render the graphic or as an aid to accessibility such as input to voice synthesis applications.
- (2) The appropriate label made available by suppliers in accordance with Article 3(1)(f) shall be shown on the display mechanism in proximity to the price of the product in accordance with the timetable set out in Article 3(3). The size shall be such that the label is clearly visible and legible and shall be proportionate to the size specified in point 5 of Annex V. The label may be displayed using a nested display, in which case the image used for accessing the label shall comply with the specifications laid down in point 3 of this Annex. If nested display is applied, the label shall appear on the first mouse click, mouse roll-over or tactile screen expansion on the image.
- (3) The image used for accessing the label in the case of nested display shall:
- (a) be an arrow in the colour corresponding to the energy efficiency class of the product on the label;
 - (b) indicate on the arrow the energy efficiency class of the product in white in a font size equivalent to that of the price; and
 - (c) have one of the following two formats:
- 
- (4) In the case of nested display, the sequence of display of the label shall be as follows:


- (a) the image referred to in point 3 of this Annex shall be shown on the display mechanism in proximity to the price of the product;
 - (b) the image shall link to the label;
 - (c) the label shall be displayed after a mouse click, mouse roll-over or tactile screen expansion on the image;
 - (d) the label shall be displayed by pop up, new tab, new page or inset screen display;
 - (e) for magnification of the label on tactile screens, the device conventions for tactile magnification shall apply;
 - (f) the label shall cease to be displayed by means of a close option or other standard closing mechanism;
 - (g) the alternative text for the graphic, to be displayed on failure to display the label, shall be the energy efficiency class of the product in a font size equivalent to that of the price.
- (5) The appropriate product fiche made available by suppliers in accordance with Article 3(1)(g) shall be shown on the display mechanism in proximity to the price of the product. The size shall be such that the product fiche is clearly visible and legible. The product fiche may be displayed using a nested display, in which case the link used for accessing the fiche shall clearly and legibly indicate 'Product fiche'. If nested display is used, the product fiche shall appear on the first mouse click, mouse roll-over or tactile screen expansion on the link.'

ANNEX V
Amendments to the Annexes to Regulation 626/2011

The following Annex IX is added:

‘ANNEX IX

Information to be provided in the case of sale, hire or hire-purchase through the Internet

- (1) For the purpose of points 2 to 5 of this Annex the following definitions shall apply:
 - (a) ‘display mechanism’ means any screen, including tactile screen, or other visual technology used for displaying internet content to users;
 - (b) ‘nested display’ means visual interface where an image or data set is accessed by a mouse click, mouse roll-over or tactile screen expansion of another image or data set;
 - (c) ‘tactile screen’ means a screen responding to touch, such as that of a tablet computer, slate computer or a smartphone;
 - (d) ‘alternative text’ means text provided as an alternative to a graphic allowing information to be presented in non-graphical form where display devices cannot render the graphic or as an aid to accessibility such as input to voice synthesis applications.
- (2) The appropriate label made available by suppliers in accordance with Article 3(1)(h) shall be shown on the display mechanism in proximity to the price of the product in accordance with the timetable set out in Article 3(4) to 3(6). The size shall be such that the label is clearly visible and legible and shall be proportionate to the size specified in Annex III. The label may be displayed using a nested display, in which case the image used for accessing the label shall comply with the specifications laid down in point 3 of this Annex. If nested display is applied, the label shall appear on the first mouse click, mouse roll-over or tactile screen expansion on the image.
- (3) The image used for accessing the label in the case of nested display shall:
 - (a) be an arrow in the colour corresponding to the energy efficiency class of the product on the label;
 - (b) indicate on the arrow the energy efficiency class of the product in white in a font size equivalent to that of the price; and
 - (c) have one of the following two formats:

- (4) In the case of nested display, the sequence of display of the label shall be as follows:


- (a) the image referred to in point 3 of this Annex shall be shown on the display mechanism in proximity to the price of the product;
 - (b) the image shall link to the label;
 - (c) the label shall be displayed after a mouse click, mouse roll-over or tactile screen expansion on the image;
 - (d) the label shall be displayed by pop up, new tab, new page or inset screen display;
 - (e) for magnification of the label on tactile screens, the device conventions for tactile magnification shall apply;
 - (f) the label shall cease to be displayed by means of a close option or other standard closing mechanism;
 - (g) the alternative text for the graphic, to be displayed on failure to display the label, shall be the energy efficiency class of the product in a font size equivalent to that of the price.
- (5) The appropriate product fiche made available by suppliers in accordance with Article 3(1)(i) shall be shown on the display mechanism in proximity to the price of the product. The size shall be such that the product fiche is clearly visible and legible. The product fiche may be displayed using a nested display, in which case the link used for accessing the fiche shall clearly and legibly indicate 'Product fiche'. If nested display is used, the product fiche shall appear on the first mouse click, mouse roll-over or tactile screen expansion on the link.'

ANNEX VI
Amendments to the Annexes to Regulation 392/2012

The following Annex VIII is added:

‘ANNEX VIII

Information to be provided in the case of sale, hire or hire-purchase through the Internet

- (1) For the purpose of points 2 to 5 of this Annex the following definitions shall apply:
- (a) ‘display mechanism’ means any screen, including tactile screen, or other visual technology used for displaying internet content to users;
 - (b) ‘nested display’ means visual interface where an image or data set is accessed by a mouse click, mouse roll-over or tactile screen expansion of another image or data set;
 - (c) ‘tactile screen’ means a screen responding to touch, such as that of a tablet computer, slate computer or a smartphone;
 - (d) ‘alternative text’ means text provided as an alternative to a graphic allowing information to be presented in non-graphical form where display devices cannot render the graphic or as an aid to accessibility such as input to voice synthesis applications.
- (2) The appropriate label made available by suppliers in accordance with Article 3(f) shall be shown on the display mechanism in proximity to the price of the product. The size shall be such that the label is clearly visible and legible and shall be proportionate to the size specified in point 4 of Annex I. The label may be displayed using a nested display, in which case the image used for accessing the label shall comply with the specifications laid down in point 3 of this Annex. If nested display is applied, the label shall appear on the first mouse click, mouse roll-over or tactile screen expansion on the image.
- (3) The image used for accessing the label in the case of nested display shall:
- (a) be an arrow in the colour corresponding to the energy efficiency class of the product on the label;
 - (b) indicate on the arrow the energy efficiency class of the product in white in a font size equivalent to that of the price; and
 - (c) have one of the following two formats:
- 
- (4) In the case of nested display, the sequence of display of the label shall be as follows:


- (a) the image referred to in point 3 of this Annex shall be shown on the display mechanism in proximity to the price of the product;
 - (b) the image shall link to the label;
 - (c) the label shall be displayed after a mouse click, mouse roll-over or tactile screen expansion on the image;
 - (d) the label shall be displayed by pop up, new tab, new page or inset screen display;
 - (e) for magnification of the label on tactile screens, the device conventions for tactile magnification shall apply;
 - (f) the label shall cease to be displayed by means of a close option or other standard closing mechanism;
 - (g) the alternative text for the graphic, to be displayed on failure to display the label, shall be the energy efficiency class of the product in a font size equivalent to that of the price.
- (5) The appropriate product fiche made available by suppliers in accordance with Article 3(g) shall be shown on the display mechanism in proximity to the price of the product. The size shall be such that the product fiche is clearly visible and legible. The product fiche may be displayed using a nested display, in which case the link used for accessing the fiche shall clearly and legibly indicate 'Product fiche'. If nested display is used, the product fiche shall appear on the first mouse click, mouse roll-over or tactile screen expansion on the link.'

ANNEX VII
Amendments to the Annexes to Regulation 874/2012

The following Annex VIII is added:

‘ANNEX VIII

Information to be provided in the case of sale, hire or hire-purchase through the Internet

- (1) For the purpose of points 2 to 4 of this Annex the following definitions shall apply:
 - (a) ‘display mechanism’ means any screen, including tactile screen, or other visual technology used for displaying internet content to users;
 - (b) ‘nested display’ means visual interface where an image or data set is accessed by a mouse click, mouse roll-over or tactile screen expansion of another image or data set;
 - (c) ‘tactile screen’ means a screen responding to touch, such as that of a tablet computer, slate computer or a smartphone;
 - (d) ‘alternative text’ means text provided as an alternative to a graphic allowing information to be presented in non-graphical form where display devices cannot render the graphic or as an aid to accessibility such as input to voice synthesis applications.
- (2) The appropriate label made available by suppliers in accordance with Article 3(1)(f) or Article 3(2)(e) shall be shown on the display mechanism in proximity to the price of the product. The size shall be such that the label is clearly visible and legible and shall be proportionate to the size specified in Annex I. The label may be displayed using a nested display, in which case the image used for accessing the label shall comply with the specifications laid down in point 3 of this Annex. If nested display is applied, the label shall appear on the first mouse click, mouse roll-over or tactile screen expansion on the image.
- (3) The image used for accessing the label in the case of nested display shall:
 - (a) be an arrow in the colour corresponding to the energy efficiency class of the product on the label;
 - (b) indicate on the arrow the energy efficiency class of the product in white in a font size equivalent to that of the price; and
 - (c) have one of the following two formats:

- (4) In the case of nested display, the sequence of display of the label shall be as follows:

- (a) the image referred to in point 3 of this Annex shall be shown on the display mechanism in proximity to the price of the product;
- (b) the image shall link to the label;
- (c) the label shall be displayed after a mouse click, mouse roll-over or tactile screen expansion on the image;
- (d) the label shall be displayed by pop up, new tab, new page or inset screen display;
- (e) for magnification of the label on tactile screens, the device conventions for tactile magnification shall apply;
- (f) the label shall cease to be displayed by means of a close option or other standard closing mechanism;
- (g) the alternative text for the graphic, to be displayed on failure to display the label, shall be the energy efficiency class of the product in a font size equivalent to that of the price.



ANNEX VIII
Amendments to the Annexes to Regulation 665/2013

The following Annex VII is added:

‘ANNEX VII

Information to be provided in the case of sale, hire or hire-purchase through the Internet

- (1) For the purpose of points 2 to 5 of this Annex the following definitions shall apply:
 - (a) ‘display mechanism’ means any screen, including tactile screen, or other visual technology used for displaying internet content to users;
 - (b) ‘nested display’ means visual interface where an image or data set is accessed by a mouse click, mouse roll-over or tactile screen expansion of another image or data set;
 - (c) ‘tactile screen’ means a screen responding to touch, such as that of a tablet computer, slate computer or a smartphone;
 - (d) ‘alternative text’ means text provided as an alternative to a graphic allowing information to be presented in non-graphical form where display devices cannot render the graphic or as an aid to accessibility such as input to voice synthesis applications.
- (2) The appropriate label made available by suppliers in accordance with Article 3(1)(f) shall be shown on the display mechanism in proximity to the price of the product in accordance with the timetable set out in Article 3(2). The size shall be such that the label is clearly visible and legible and shall be proportionate to the size specified in point 3 of Annex II. The label may be displayed using a nested display, in which case the image used for accessing the label shall comply with the specifications laid down in point 3 of this Annex. If nested display is applied, the label shall appear on the first mouse click, mouse roll-over or tactile screen expansion on the image.
- (3) The image used for accessing the label in the case of nested display shall:
 - (a) be an arrow in the colour corresponding to the energy efficiency class of the product on the label;
 - (b) indicate on the arrow the energy efficiency class of the product in white in a font size equivalent to that of the price; and
 - (c) have one of the following two formats:


- (4) In the case of nested display, the sequence of display of the label shall be as follows:

- (a) the image referred to in point 3 of this Annex shall be shown on the display mechanism in proximity to the price of the product;
 - (b) the image shall link to the label;
 - (c) the label shall be displayed after a mouse click, mouse roll-over or tactile screen expansion on the image;
 - (d) the label shall be displayed by pop up, new tab, new page or inset screen display;
 - (e) for magnification of the label on tactile screens, the device conventions for tactile magnification shall apply;
 - (f) the label shall cease to be displayed by means of a close option or other standard closing mechanism;
 - (g) the alternative text for the graphic, to be displayed on failure to display the label, shall be the energy efficiency class of the product in a font size equivalent to that of the price.
- (5) The appropriate product fiche made available by suppliers in accordance with Article 3(1)(g) shall be shown on the display mechanism in proximity to the price of the product. The size shall be such that the product fiche is clearly visible and legible. The product fiche may be displayed using a nested display, in which case the link used for accessing the fiche shall clearly and legibly indicate 'Product fiche'. If nested display is used, the product fiche shall appear on the first mouse click, mouse roll-over or tactile screen expansion on the link.'

ANNEX IX
Amendments to the Annexes to Regulation 811/2013

- (a) In Annex VI the title is replaced by the following:

‘Information to be provided in the cases where end-users cannot be expected to see the product displayed, except on the Internet’

- (b) The following Annex IX is added:

‘ANNEX IX

Information to be provided in the case of sale, hire or hire-purchase through the Internet

- (1) For the purpose of points 2 to 5 of this Annex the following definitions shall apply:
- (a) ‘display mechanism’ means any screen, including tactile screen, or other visual technology used for displaying internet content to users;
 - (b) ‘nested display’ means visual interface where an image or data set is accessed by a mouse click, mouse roll-over or tactile screen expansion of another image or data set;
 - (c) ‘tactile screen’ means a screen responding to touch, such as that of a tablet computer, slate computer or a smartphone;
 - (d) ‘alternative text’ means text provided as an alternative to a graphic allowing information to be presented in non-graphical form where display devices cannot render the graphic or as an aid to accessibility such as input to voice synthesis applications.
- (2) The appropriate label made available by suppliers in accordance with Article 3 or in the case of a package where appropriate duly filled in based on the label and fiches provided by suppliers in accordance with Article 3, shall be shown on the display mechanism in proximity to the price of the product or package in accordance with the timetable set out in Article 3. If both a product and a package are shown, but with a price indicated only for the package, only the package label shall be displayed. The size shall be such that the label is clearly visible and legible and shall be proportionate to the size specified in Annex III. The label may be displayed using a nested display, in which case the image used for accessing the label shall comply with the specifications laid down in point 3 of this Annex. If nested display is applied, the label shall appear on the first mouse click, mouse roll-over or tactile screen expansion on the image.
- (3) The image used for accessing the label in the case of nested display shall:
- (a) be an arrow in the colour corresponding to the energy efficiency class of the product or package on the label;

- (b) indicate on the arrow the energy efficiency class of the product or package in white in a font size equivalent to that of the price; and
- (c) have one of the following two formats:



- (4) In the case of nested display, the sequence of display of the label shall be as follows:
 - (a) the image referred to in point 3 of this Annex shall be shown on the display mechanism in proximity to the price of the product or package;
 - (b) the image shall link to the label;
 - (c) the label shall be displayed after a mouse click, mouse roll-over or tactile screen expansion on the image;
 - (d) the label shall be displayed by pop up, new tab, new page or inset screen display;
 - (e) for magnification of the label on tactile screens, the device conventions for tactile magnification shall apply;
 - (f) the label shall cease to be displayed by means of a close option or other standard closing mechanism;
 - (g) the alternative text for the graphic, to be displayed on failure to display the label, shall be the energy efficiency class of the product or package in a font size equivalent to that of the price.
- (5) The appropriate product fiche made available by suppliers in accordance with Article 3 shall be shown on the display mechanism in proximity to the price of the product or package. The size shall be such that the product fiche is clearly visible and legible. The product fiche may be displayed using a nested display, in which case the link used for accessing the fiche shall clearly and legibly indicate 'Product fiche'. If nested display is used, the product fiche shall appear on the first mouse click, mouse roll-over or tactile screen expansion on the link.'

ANNEX X
Amendments to the Annexes to Regulation 812/2013

- (a) In Annex VI the title is replaced by the following:

‘Information to be provided in the cases where end-users cannot be expected to see the product displayed, except on the Internet’

- (b) The following Annex X is added:

‘ANNEX X

Information to be provided in the case of sale, hire or hire-purchase through the Internet

- (1) For the purpose of points 2 to 5 of this Annex the following definitions shall apply:
- (a) ‘display mechanism’ means any screen, including tactile screen, or other visual technology used for displaying internet content to users;
 - (b) ‘nested display’ means visual interface where an image or data set is accessed by a mouse click, mouse roll-over or tactile screen expansion of another image or data set;
 - (c) ‘tactile screen’ means a screen responding to touch, such as that of a tablet computer, slate computer or a smartphone;
 - (d) ‘alternative text’ means text provided as an alternative to a graphic allowing information to be presented in non-graphical form where display devices cannot render the graphic or as an aid to accessibility such as input to voice synthesis applications.
- (2) The appropriate label made available by suppliers in accordance with Article 3 or in the case of a package where appropriate duly filled in based on the label and fiches provided by suppliers in accordance with Article 3, shall be shown on the display mechanism in proximity to the price of the product or package in accordance with the timetable set out in Article 3. If both a product and a package are shown, but with a price indicated only for the package, only the package label shall be displayed. The size shall be such that the label is clearly visible and legible and shall be proportionate to the size specified in Annex III. The label may be displayed using a nested display, in which case the image used for accessing the label shall comply with the specifications laid down in point 3 of this Annex. If nested display is applied, the label shall appear on the first mouse click, mouse roll-over or tactile screen expansion on the image.
- (3) The image used for accessing the label in the case of nested display shall:
- (a) be an arrow in the colour corresponding to the energy efficiency class of the product or package on the label;

- (b) indicate on the arrow the energy efficiency class of the product or package in white in a font size equivalent to that of the price; and
- (c) have one of the following two formats:



- (4) In the case of nested display, the sequence of display of the label shall be as follows:
 - (a) the image referred to in point 3 of this Annex shall be shown on the display mechanism in proximity to the price of the product or package;
 - (b) the image shall link to the label;
 - (c) the label shall be displayed after a mouse click, mouse roll-over or tactile screen expansion on the image;
 - (d) the label shall be displayed by pop up, new tab, new page or inset screen display;
 - (e) for magnification of the label on tactile screens, the device conventions for tactile magnification shall apply;
 - (f) the label shall cease to be displayed by means of a close option or other standard closing mechanism;
 - (g) the alternative text for the graphic, to be displayed on failure to display the label, shall be the energy efficiency class of the product or package in a font size equivalent to that of the price.
- (5) The appropriate product fiche made available by suppliers in accordance with Article 3 shall be shown on the display mechanism in proximity to the price of the product or package. The size shall be such that the product fiche is clearly visible and legible. The product fiche may be displayed using a nested display, in which case the link used for accessing the fiche shall clearly and legibly indicate 'Product fiche'. If nested display is used, the product fiche shall appear on the first mouse click, mouse roll-over or tactile screen expansion on the link.'