



Brussels, 16.5.2014
SWD(2014) 157 final

COMMISSION STAFF WORKING DOCUMENT

Technical annexes

Accompanying the document

**Annual Report on the implementation of Council Regulation (EC) 866/2004 of 29 April
2004 and the situation resulting from its application**

{ COM(2014) 280 final }

ANNEX I:**Overview table summarising the monthly reports of the Turkish Cypriot Chamber of Commerce according to Article 8 of Commission Regulation (EC) No 1480/2004 in EUR**

Traded Products	January	February	March	April	May	June	July	August	September	October	November	December	Total
Aluminium/ PVC Products	6,300	4,032	1,308	5,096	8,585	1,600	0	0	3,740	60,116	38,961	4,568	134,306
Live Animals/Animal products (fresh fish)	58,331	71,096	79,502	62,342	40,058	50,865	77,102	49,586	64,419	72,370	68,472	37,866	732,009
Building/ Articles of Stone	11,337	10,285	18,645	14,229	12,037	24,724	12,487	6,398	16,955	16,388	10,952	3,948	158,383
Ceramic products/refractory goods	13,233	11,066	7,651	14,651	15,569	11,190	0	0	7,972	2,550	6,558	6,512	96,952
Chemical Products	0	620	0	0	0	0	0	0	0	0	0	0	620
Earth and stone	104	0	0	0	0	0	588	0	1,720	0	0	0	2,412
Electronic Equipment	0	3,971	0	10,280	0	7,556	1,320	3,235	1,825	1,350	3,968	3,768	37,273
Glass and glassware	0	0	0	0	0	0	0	600	0	400	0	0	1,000
Handicraft products	1,666	804	1,269	1,356	1,219	540	3,300	0	2,725	17,879	14,679	870	46,305
Iron/Steel	265	751	3,870	0	1,000	10,575	5,065	12,960	6,552	500	0	70	41,608
Miscellaneous/Manufactured articles	7,416	16,726	7,461	3,846	5,423	7,030	12,319	8,425	8,332	4,735	8,382	4,971	95,066

ANNEX II:

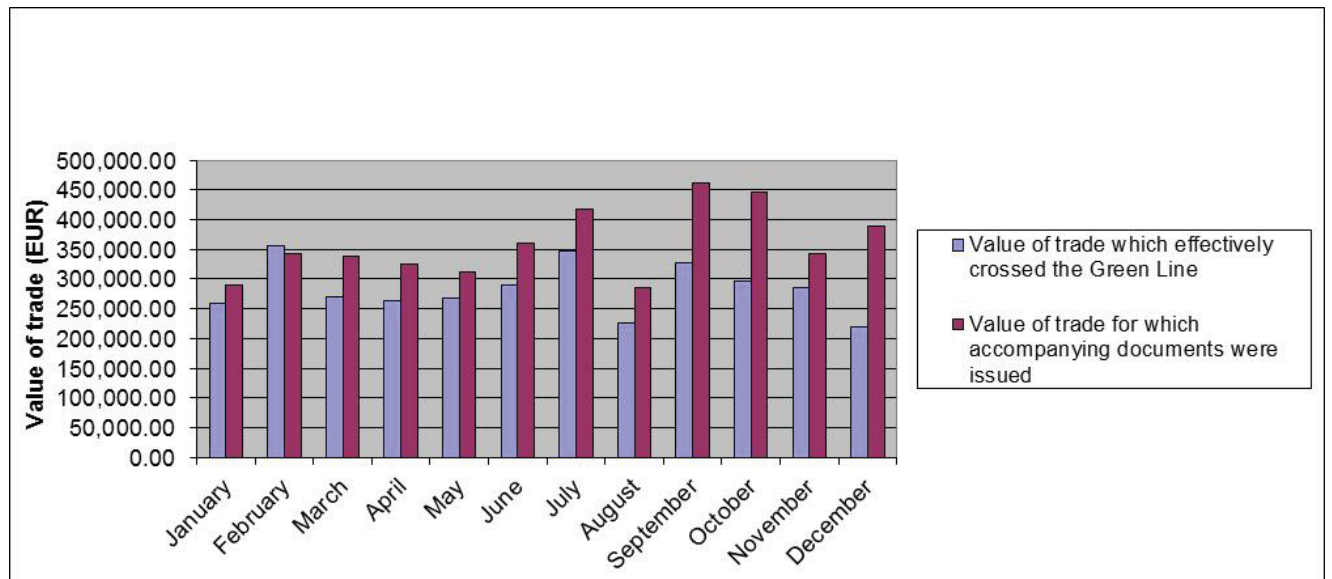
Value of goods crossing the Green Line reported by the authorities of the Republic of Cyprus for 2013

	Total
January	259,622.25
February	356,587.72
March	269,720.29
April	262,974.84
May	268,723.60
June	290,299.44
July	348,049.33
August	226,203.21
September	327,720.65
October	295,646.29
November	286,475.54
December	219,570.07
TOTAL	3,411,593.23

Source: table based on data received from the Cyprus Chamber of Commerce and Industry,

ANNEX III:

Value of goods which crossed the Green Line and value of goods for which accompanying documents were issued by the Turkish Cypriot Chamber of Commerce

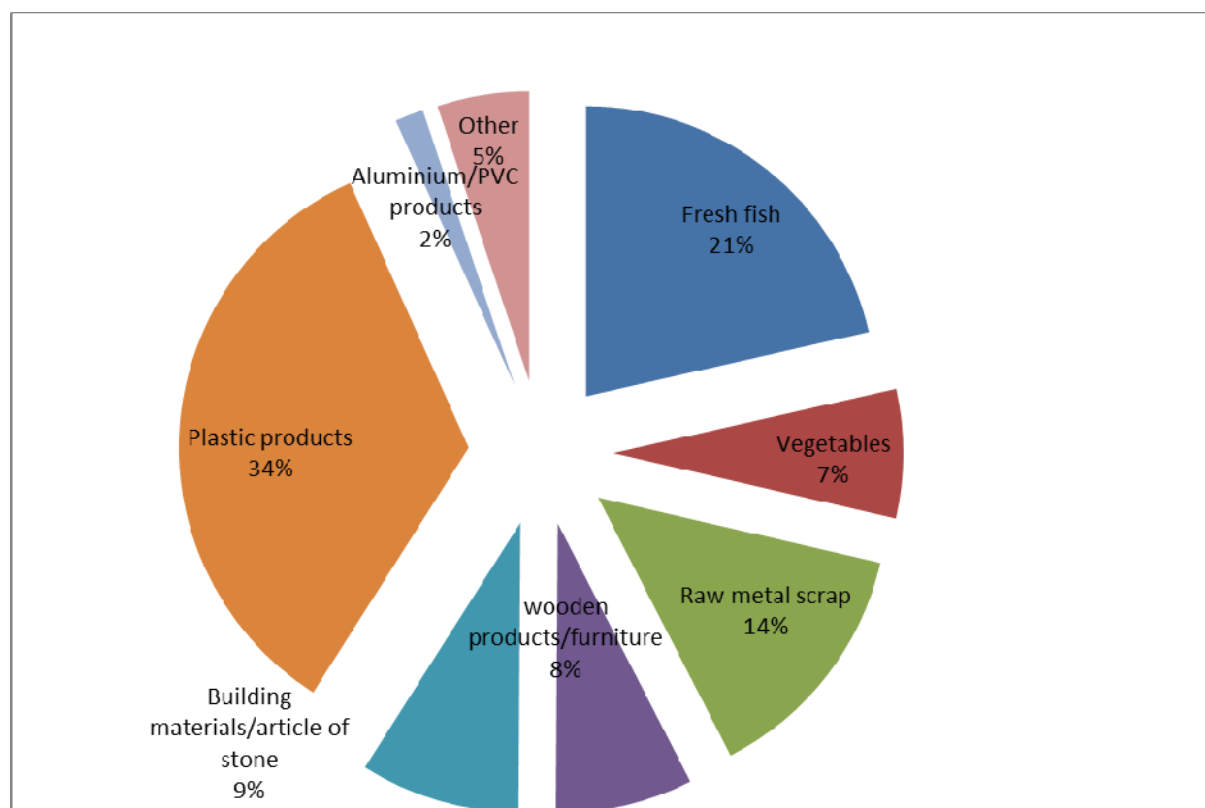


Source

- For the value of goods for which accompanying documents were issued: Turkish Cypriot Chamber of Commerce
- For the value of goods which crossed the Green Line: Cyprus Chamber of Commerce and Industry

ANNEX IV:

Most traded products

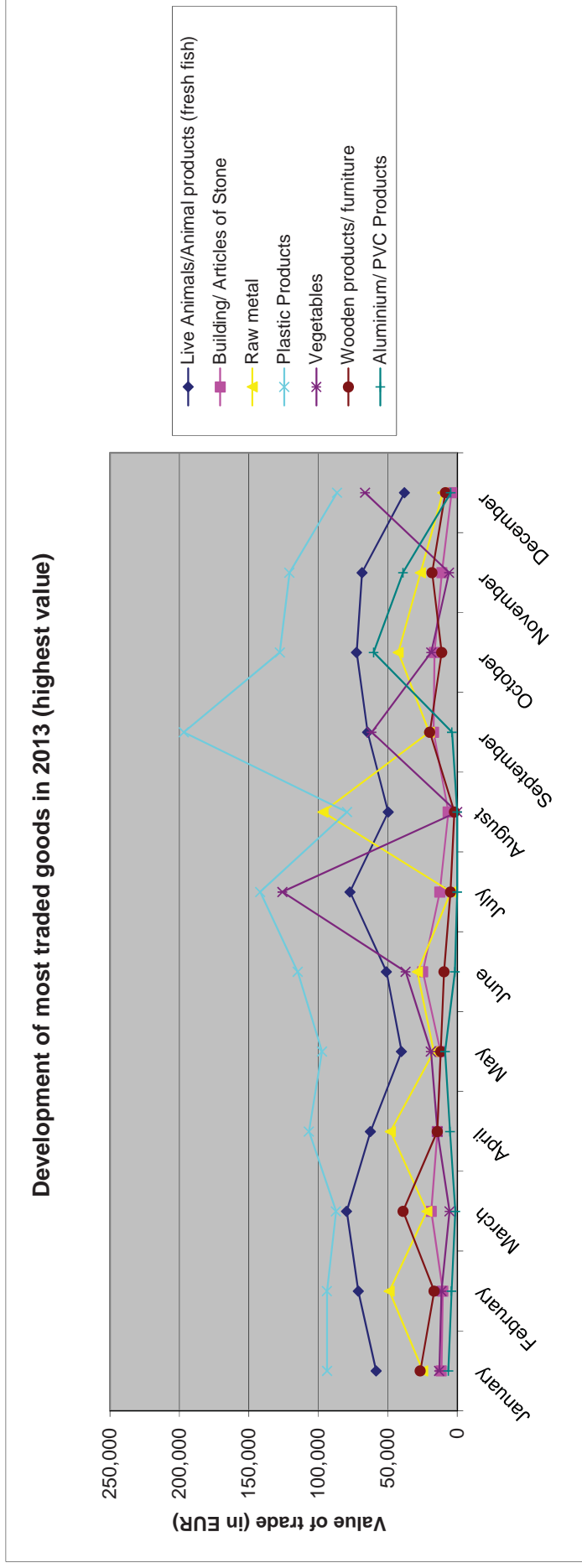


Fresh fish	731,658	21%
Vegetables	244,766	7%
Raw metal scrap	471,524	14%
Wooden products/furniture	261,435	8%
Building materials/article of stone	304,058	9%
Plastic products	1,168,852	34%
Aluminium/PVC products	54,120	2%
Other	175,181	5%
TOTAL	3,411,593	100%

Source: table based on data received from the Cyprus Permanent Representation to the EU

ANNEX V:

Development of most traded goods in 2013 (highest value)



Source: Graph based on data received from the Turkish Cypriot Chamber of Commerce

ANNEX VI

Movement of G/C and T/C persons and vehicles across the crossing points as per Council Regulation (EC) No 866/04 (01/01/2013 – 31/12/2013)						
MONTH	MOVEMENTS OF PERSONS			MOVEMENTS OF VEHICLES		
	GREEK - CYPRIOTS	TURKISH- CYPRIOTS	TOTAL	VEHICLES GCs	VEHICLES TCs	TOTAL
01 / 2012	35805	70467	106272	11680	23608	35288
02 / 2012	28107	57614	85721	9078	19356	28434
03 / 2012	30456	56195	86654	11278	20044	31322
04 / 2012	33838	64221	98059	11168	24911	36079
05 / 2012	46542	70873	117415	16353	27675	44028
06 / 2012	49396	74170	123566	17963	27438	45401
07 / 2012	56052	85661	141713	21748	33393	55141
08 / 2012	54625	84918	139543	19693	30606	50299
09 / 2012	46299	76064	122363	15667	28837	44504
10 / 2012	49716	87845	137561	17342	30976	48318
11 / 2012	49077	74780	123857	17719	28245	45964
12 / 2012	40497	74951	115448	13496	28566	42062
TOTAL	520410	877759	1398172	183185	323655	506840

Source: Police Headquarters, Operations Branch, 15/01/2014

ANNEX VII

Nationality	Number of irregular migrants apprehended after crossing the Green Line (01/01/2013 – 31/12/2013)
Syria	440
Pakistan	81
Iran	62
Georgia	63
Somalia	56
Moldova	30
Ukraine	31
Unknown	26
Bangladesh	22
Turkey	18
Jordan	16
China	15
Iraq	15
Palestinian Territories	14
Egypt	13
Sri Lanka	13
Armenia	11

Comoros	13
India	10
Morocco	9
Russia	10
Cameroon	8
Uncertain	8
Afghanistan	7
Democratic Republic of the Congo	7
Uzbekistan	7
Lebanon	6
Vietnam	6
Côte d'Ivoire	4
Eritrea	4
Nigeria	4
Mali	3
Angola	2
Belarus	2
Ethiopia	2
Gambia	2
Guinea	2
Albania	1

Azerbaijan	1
Ghana	1
Kazakhstan	1
Kyrgyzstan	1
Mongolia	1
Myanmar/Burma	1
Philippines	1
Senegal	1
Sierra Leone	1
Togo	1
Tunisia	1
Total	1054¹

Source: CYPOL

¹ After their apprehension by Cypriot authorities, 491 out of the above 1054 persons applied for international protection, while 345 left the government controlled area on a voluntary basis.