



EUROPEAN
COMMISSION

Brussels, 10.9.2014
SWD(2014) 275 final

COMMISSION STAFF WORKING DOCUMENT
Accompanying the document

**REPORT FROM THE COMMISSION TO THE EUROPEAN PARLIAMENT AND
THE COUNCIL**

**7th FINANCIAL REPORT FROM THE COMMISSION TO THE EUROPEAN
PARLIAMENT AND THE COUNCIL on the
EUROPEAN AGRICULTURAL GUARANTEE FUND
2013 FINANCIAL YEAR**

{COM(2014) 561 final}

TABLE OF CONTENTS

1.	BUDGET PROCEDURE	3
1.1.	Financial Framework 2007-2013.....	3
1.2.	Budgetary procedure 2013.....	3
1.3.	Initial Draft Budget 2013 and Amending Letter 1/2013	4
1.4.	Adoption of the 2013 budget.....	4
1.5.	Revenue assigned to EAGF	5
1.6.	Part of the EAGF budget in total EU budget.....	6
2.	CASH POSITION AND MANAGEMENT OF APPROPRIATIONS.....	7
2.1.	Management of appropriations	7
2.1.1.	Appropriations available for the 2013 financial year	7
2.1.2.	Expenditure section of the EU budget in relation to EAGF	7
2.1.3.	Assigned revenue section of the EU budget in relation to EAGF	8
2.1.4.	Budget execution of appropriations available for the 2013 financial year.....	8
2.1.5.	Assigned revenue received under shared management	8
2.1.6.	Budget execution	9
2.1.7.	Budget execution of voted appropriations - Expenditure under direct management made by the Commission	10
2.1.8.	Budget execution - Expenditure under direct management made by the Commission - Automatic carryover from 2012	10
2.2.	Monthly payments	11
2.2.1.	Monthly payments to Member States under shared management.....	11
2.2.1.1.	Monthly payments on the provision for expenditure.....	11
2.2.1.2.	Decisions on monthly payments for 2013	11
2.2.1.3.	Reductions and suspensions of monthly payments	11
2.2.2.	Direct management expenditure by the Commission.....	12
3.	THE IMPLEMENTATION OF THE 2013 EAGF BUDGET.....	12
3.1.	The uptake of the EAGF budget appropriations.....	12
4.	COMMENTS ON IMPLEMENTATION OF 2013 EAGF BUDGET	13
4.1.	Chapter 05 02: Interventions in agricultural markets	13
4.1.1.	Introduction	13
4.1.2.	Article 05 02 01: Cereals	14

4.1.3.	Article 05 02 03: Refunds on Non-Annex I products.....	14
4.1.4.	Article 05 02 04: Food programmes.....	14
4.1.5.	Article 05 02 06: Olive oil.....	14
4.1.6.	Article 05 02 07: Textile plants.....	14
4.1.7.	Article 05 02 08: Fruits and vegetables.....	14
4.1.8.	Article 05 02 09: Products of the wine-growing sector.....	15
4.1.9.	Article 05 02 10: Promotion.....	15
4.1.10.	Article 05 02 11: Other plant products/measures.....	15
4.1.11.	Article 05 02 12: Milk and milk products.....	16
4.1.12.	Article 05 02 13: Beef and veal.....	16
4.1.13.	Article 05 02 15: Pig meat, eggs and poultry, bee-keeping and other animal products	16
4.2.	Chapter 05 03: Direct Aids.....	16
4.2.1.	Article 05 03 01: Decoupled direct aids.....	17
4.2.2.	Article 05 03 02: Other direct aids.....	17
4.2.3.	Article 05 03 03: Additional amounts of aid.....	18
4.3.	Chapter 05 04: Rural Development.....	18
4.3.1.	Article 05 04 01: Rural Development financed by the ex-EAGGF-Guarantee. Completion of earlier programmes (2000 to 2006).....	18
4.4.	Chapter 05 07: Audit of agricultural expenditure.....	18
4.4.1.	Article 05 07 01: Control of agricultural expenditure.....	18
4.4.2.	Article 05 07 02: Settlement of disputes.....	19
4.5.	Chapter 05 08: Policy strategy and coordination.....	19
4.5.1.	Article 05 08 01: Farm accountancy data network (FADN).....	19
4.5.2.	Article 05 08 02: Surveys on the structure of agricultural holdings.....	19
4.5.3.	Article 05 08 03: Restructuring of systems for agricultural surveys.....	19
4.5.4.	Article 05 08 06: Enhancing public awareness of the common agricultural policy...20	
4.5.5.	Article 05 08 09: EAGF – Operational technical assistance.....	20
5.	COMMENTS ON THE IMPLEMENTATION OF THE EAGF BUDGET FOR POLICY AREAS 11 AND 17.....	20
5.1.	Fisheries markets (Chapter 11 02).....	20
5.1.1.	Article 11 02 01: Intervention in fishery products.....	20
5.1.2.	Article 11 02 03: Fisheries programme for the outermost regions.....	21

5.2.	Veterinary and phyto-sanitary measures expenditure (Chapters 17 01 and 17 04)....	21
5.2.1.	Generalities.....	21
5.2.2.	Details.....	22
5.2.2.1.	Item 17.040101 Animal disease eradication and monitoring programmes.....	22
5.2.2.2.	Item 17.040201 – Other measures in the veterinary, animal welfare and public health field.....	22
5.2.2.3.	Item 17.040301 – Emergency fund for veterinary complaints and other diseases of animal contaminations which are a risk to public health.....	22
5.2.2.4.	Item 17.040401 Plant-health measures – Expenditure on operational management..	23
5.2.2.5.	Item 17.040701 Food and feed control – Expenditure on operational management..	23
5.2.2.6.	Item 17.010401– Plant-health measures – expenditure on administrative measures..	23
5.2.2.7.	Item 17.010405 – Food and feed control - expenditure on administrative measures..	23
5.2.2.8.	Item 17.010407 – Animal disease eradication and emergency fund - expenditure on administrative management.....	23
5.2.2.9.	Item 17.010431 Executive agency for health and consumers – Contribution from programmes under Heading 2.....	23
6.	IMPLEMENTATION OF ASSIGNED REVENUE (policy area 05-agriculture and rural development).....	25
6.1.	Revenue assigned to EAGF.....	25
7.	BREAKDOWN BY TYPE OF EXPENDITURE.....	25
8.	SPECIFIC ACTIVITIES.....	26
8.1.	Distribution of food products to the most deprived persons in the Union.....	26
8.2.	Promotion measures – payments by Member States.....	30
9.	CONTROL MEASURES.....	30
9.1.	Introduction.....	30
9.2.	Integrated Administration and Control System (IACS).....	32
9.3.	Market measures.....	32
9.4.	Application of Council Regulation (EC) No 485/2008 (ex-post controls).....	33
10.	CLEARANCE OF ACCOUNTS.....	33
10.1.	Conformity clearance - Introduction.....	33
10.2.	Conformity clearance – Audits and decisions adopted in 2013.....	34
10.2.1.	Audits.....	34
10.2.2.	Conformity decisions.....	34
10.3.	Financial clearance.....	35

10.3.1.	Introduction	35
10.3.2.	Decisions	36
10.3.2.1.	Financial clearance decision for the financial year 2010	36
10.3.2.2.	Financial clearance decision for the financial year 2011	36
10.3.2.3.	Financial clearance decision for the financial year 2012	36
10.4.	Appeals brought before the Court of Justice against clearance decisions	36
10.4.1.	Judgments handed down.....	36
10.4.2.	New appeals.....	37
10.4.3.	Appeals pending	37
11.	RELATIONS WITH PARLIAMENT AND WITH THE EUROPEAN COURT OF AUDITORS	37
11.1.	Relations with Parliament.....	37
11.2.	Relations with the European Court of Auditors	38
11.2.1.	Mission of the European Court of Auditors	38
11.2.2.	Annual Report 2012.....	38
11.2.3.	Special Reports by the Court of Auditors.....	40
12.	BASIC RULES GOVERNING EAGF AND AMENDMENTS MADE IN 2013.....	40
12.1.	Checks	40
12.2.	Clearance of accounts	41
12.3.	Public storage	41
13.	ANNEXES.....	43

1. BUDGET PROCEDURE¹

1.1. Financial Framework 2007-2013.

CAP expenditure is funded within the financial framework for 2007-2013 as agreed in the Inter-institutional Agreement between the European Parliament and the Council in May 2006, amended to take into account the Galileo-programme in 2007, the reprogramming of rural development in 2008 and the European Economic Recovery Package (EERP) in 2009. CAP expenditure is part of Heading 2: Preservation and management of natural resources. A specific sub-ceiling has been decided for market related expenditure and direct payments within this heading.

To take account of the transfer of amounts to rural development due to the increase in compulsory modulation, to the reform of the cotton, tobacco and wine sectors as well as to the voluntary modulation decided for the UK, the expenditure ceiling for market measures and direct payments had to be reduced accordingly.

The CAP amounts included in heading 2 of the financial framework (2007-2013) are:

(in EUR million current prices)

Heading 2*	2007	2008	2009	2010	2011	2012	2013
Total a), b)	55 143	59 193	56 333	59 955	59 888	60 810	61 289
of which:							
-Market related expenditure and direct payments, c)	44 753	44 592	44 887	44 276	44 467	44 710	44 939
-Rural development a), c), d)	10 902	13 303	14 002	14 364	14 436	14 617	14 817

*) Preservation and Management of Natural resources

a) After reprogramming of Rural Development (EUR 1 469 million).

b) After transfer of EUR 1 600 million to Galileo in 2007 and of EUR 2 000 million to the European Economic Recovery Package in 2009 and the financial needs for ITER in 2011.

c) After transfer into Rural Development of the lower expected expenditure resulting from the reforms of the tobacco, cotton and wine CMOs and from the compulsory and voluntary (UK) modulation Art. 136 of Regulation 73/2009 (SE+DE) and reduction due to financing of the European Economic Recovery Plan (Commission Decision No 2010/273 EU).

d) Including the reinforcement of Rural Development by EUR 1 020 million included in the European Economic Recovery Package, of which EUR 600 million is financed in 2009 within heading 2 while, for 2010, EUR 420 million had been allocated to Rural Development on the basis of the amended Commission Decision No 636/2006.

1.2. Budgetary procedure 2013

On the basis of the initial Draft Budget (DB) 2013 including the Amending Letter related to it, the 2 arms of the Budgetary Authority (Council and European Parliament) could not agree on a common position on the European Union's general budget for 2013 in accordance with Article 314, paragraphs 4 to 7 of the TFEU. Accordingly, the Commission submitted on 23.11.2012 a new DB 2013 in accordance with Article 314, paragraph 8 of the TFEU and seeking to reconcile the positions of both arms. The Budget 2013 finally was adopted taken into account a

¹ This procedure is presented in annex 1.

compromise reached between the European Parliament and the Council on several elements.

1.3. Initial Draft Budget 2013 and Amending Letter 1/2013

The initial 2013 Draft Budget was adopted by the Commission and proposed to the Budgetary Authority on 15.04.2012. The commitment appropriations proposed for the European Agricultural Guarantee Fund (EAGF) under heading 2 of the Financial Framework 2007-2013 totalled EUR 44 130.3 million.

The Council and the European Parliament adopted their position on the initial 2013 Draft Budget on 25.07.2012 and 23.10.2012 respectively, reducing the commitment appropriations for EAGF by EUR 335 million and EUR 43.8 million respectively.

On 19.10.2012 the Commission adopted Amending Letter (AL) No 1 to the 2013 DB, setting commitment appropriation requirements for EAGF EUR 29.8 million lower than in the initial Draft Budget.

1.4. Adoption of the 2013 budget

The Commission submitted a new Draft Budget 2013 on 23.11.2012 setting commitment appropriation requirements for EAGF at EUR 44 056.5 million. Following the presentation of this new Draft Budget for 2013, intensive trilogues between the 3 parties (Commission, Council and European Parliament) took place on 28-29 November 2012. The Council agreed to the compromise package on 6 December 2012. Finally, the 2013 budget was adopted by the European Parliament on 12 December 2012. The budget included commitment and payment appropriations as follows:

- Commitment appropriations of EUR 43 654.7 million and payment appropriations of EUR 43 660 million for agricultural market measures and direct aids (policy area 05 - Agriculture and Rural Development).
- Commitment appropriations of EUR 274.7 million and payment appropriations of EUR 247.3 million for veterinary and phyto-sanitary measures (policy area 17 -Health and Consumer Protection).
- Commitment appropriations of EUR 27.2 million and payment appropriations of EUR 26.9 million respectively for fisheries markets (policy area 11- Maritime Affairs and Fisheries).

The budget's total commitment appropriations for EAGF amounted to EUR 43 956.5 million and its payment appropriations amounted to EUR 43 934.2 million. The difference between commitment and payment appropriations is due to the fact, that for certain measures, which are directly implemented by the Commission, differentiated appropriations are used. These measures relate mainly to the promotion of agricultural products, to policy strategy and coordination measures for agriculture as well as to fisheries and to veterinary and phyto-sanitary measures.

Specifically, of the voted EAGF commitment appropriations for policy area 05 amounting to EUR 43 654.7 million, EUR 2 771.4 million were foreseen for market measures under chapter 05 02, EUR 40 931.9 million were foreseen for direct aids

under chapter 05 03, - EUR 84.9 million were foreseen for audit of agricultural expenditure under chapter 05 07 and EUR 27.3 million for policy strategy and coordination under chapter 05 08.

For details, please see annex 1.

1.5. Revenue assigned to EAGF²

In accordance with Article 34 of Council Regulation (EC) No 1290/2005 on the financing of the Common Agricultural Policy revenue originating from financial corrections under conformity clearance decisions, from irregularities and from the milk levy are designated as revenue assigned to the financing of EAGF expenditure. According to these rules, assigned revenue can be used to cover the financing of any EAGF expenditure. In the event part of this revenue is not used, then, this part will be automatically carried forward to the following budget year.

At the time of establishment of the 2013 budget, an estimate of the revenue was made both for the amount expected to be collected in the course of the 2013 budget year as well as of the amount which was expected to be carried over from the budget year 2012 into 2013. This estimate amounted to EUR 1 533 million and it was taken into consideration when the Budgetary Authority adopted the 2013 budget. Specifically:

- Revenue from the conformity clearance corrections and from irregularities was estimated at EUR 389 million and EUR 161 million respectively while the receipts from the milk levy were estimated at EUR 78 million. Thus, the total amount of assigned revenue expected to be collected in the course of the 2013 budget year was estimated at EUR 628 million.
- The amount of assigned revenue expected to be carried over from the budget year 2012 into 2013 was estimated at EUR 905 million.

In the 2013 budget, the Commission assigned this initially estimated assigned revenue of EUR 1 533 million to two schemes. Specifically:

- EUR 500 million was assigned to the operational funds for producer organisations in the fruits and vegetables sector, and
- EUR 1 033 million to the single payment scheme (direct aids).

For these two schemes, the Budgetary Authority eventually voted appropriations amounting to EUR 267 million and to EUR 30 635 million respectively in accordance with the Commission's proposals. The sum of the voted appropriations and the assigned revenue mentioned above corresponds to a total estimate of available appropriations of EUR 767 million for the operational funds for producer organisations in the fruits and vegetables sector and EUR 31 668 million for the single payment scheme.

² These amounts are not entered in the revenue lines of the budget (article 670 for the revenue assigned to the EAGF) but they are mentioned in the budgetary remarks for this article.

1.6. Part of the EAGF budget in total EU budget

The final EAGF budget's (commitment appropriations) part of the total EU budget for each year of the period 2007–2013 appears in annex 2.

2. CASH POSITION AND MANAGEMENT OF APPROPRIATIONS

2.1. Management of appropriations

2.1.1. Appropriations available for the 2013 financial year

In EUR

Expenditure section of budget (1)	Commitment appropriations	Payment appropriations	Revenue section of budget (AR) (2)	Forecasts
1. Initial appropriations for EAGF of which	43 956 548 610	43 934 188 711	1. Conformity clearance	389 000 000
1a. Appropriations under shared management	43 610 600 000	43 610 600 000	2. Irregularities	161 000 000
1b. Appropriations under direct management (3)	345 948 610	323 588 711	3. Super levy from milk producers	78 000 000
2. Amending Budget			Total forecast of AR	628 000 000
3. Transfer to / out of EAGF in the year	-7 944 450	-12 869 715		
4. Final appropriations for EAGF of which	43 948 604 160	43 921 318 996		
4a. Appropriations under shared management	43 610 250 000	43 610 250 000		
4b. Appropriations under direct management	338 354 160	311 068 996		

- (1) Appropriations entered in the 2013 budget after deducting the expected assigned revenue to be collected in 2013 and the one carried over from 2012 to 2013 in accordance with Article 14 of Regulation (EU, EURATOM) No 966/2012.
- (2) AR: Assigned revenue to be collected. There are no amounts of revenue entered on the revenue line (p.m.)³, but the forecast amount is indicated in the budget remarks.
- (3) 79% of commitment appropriations concern expenditure for veterinary and phyto-sanitary measures under policy area 17 - Health and Consumer Protection. The rest concern expenditure for policy strategy and coordination under policy area 05 - Agriculture and Rural Development (13%) and for fisheries markets under policy area 11 - Maritime Affairs and Fisheries (8%).

2.1.2. Expenditure section of the EU budget in relation to EAGF

The initial commitment appropriations for 2013 totalled EUR 43 956 548 610. This was a net amount after deducting the expected assigned revenue to be collected in 2013 and the one carried over from 2012 to 2013. The initial payment appropriations amounted to EUR 43 934 188 711. The majority of the appropriations for expenditure under direct management made by the Commission are differentiated appropriations.

In financial year 2013, there were transfers of commitment and payment appropriations to and out of EAGF. The commitment and payment appropriations finally available to the EAGF, after those transfers, for the 2013 financial year amounted to EUR 43 948 604 160 and EUR 43 921 318 996 respectively.

³ p.m.: "pour mémoire".

Part of the appropriations coming from assigned revenue received in 2012 was not used in that financial year and it was automatically carried forward to 2013. The amount of these appropriations totalled EUR 1 245.6 million.

2.1.3. *Assigned revenue section of the EU budget in relation to EAGF*

For more details, please see point 1.5.

2.1.4. *Budget execution of appropriations available for the 2013 financial year*

In EUR

	Execution of commitment appropriations	Execution of payment appropriations
Shared management (1)	44 961 909 263.95	44 961 909 263.95
Expenditure under direct management	340 229 347.87	312 088 996.62
Total	45 302 138 611.82	45 273 998 260.57

(1) Committed amounts. Commitments and payments less assigned revenue received for shared management: EUR 44 132 955 071.43.

For the financial year 2013, the actual amount of commitment appropriations used amounted to EUR 45 302 138 611.82 while that for payment appropriations amounted to EUR 45 273 998 260.57.

2.1.5. *Assigned revenue received under shared management*

In EUR

Assigned revenue	
Forecasted revenue	628 000 000.00
Revenue received	828 954 192.52
Difference	200 954 192.52

For details, please see points 1.5 and 6.1.

2.1.6. Budget execution

In EUR

Expenditure under shared management (1)			
	Final appropriations (C1)	Assigned revenue appropriations (C4)	Carry over of assigned revenue appropriations (C5) from 2012
Appropriations	43 610 250 000.00	828 954 192.52	1 245 622 304.36
Execution	43 597 545 826.68	118 741 132.91	1 245 622 304.36
Appropriations cancelled	12 704 173.32	-	0.00
Carry over to 2014	-	710 213 059.61	-

(1) Commitment appropriations = Payment appropriations

Appropriations available for financing measures under management shared with Member States (excluding expenditure under direct management by the Commission) amounted to EUR 43 610 million compared to actual expenditure of EUR 43 598 million.

The 2013 appropriations coming from assigned revenue amounted to EUR 828.9 million of which an amount of EUR 118.7 million was used in chapter 05 02 . The remaining amount of EUR 710.2 million was automatically carried over to budget year 2014.

Part of the appropriations coming from assigned revenue received in 2012 was not used in financial year 2012 and was automatically carried forward to 2013 (C5 fund source). These appropriations amounted to EUR 1 245.6 million and had to be used in accordance with Article 14 of the Financial Regulation within that year. It should be noted that all appropriations (EUR 1 245.6 million) carried over from previous financial year have been fully used in accordance with the Financial Regulation.

2.1.7. *Budget execution of voted appropriations - Expenditure under direct management made by the Commission*

In EUR

Expenditure under direct management	Commitment appropriations	De-commitments	Payment appropriations	Carry over to 2014 (2)
Appropriations (C1) (1)	338 354 160.00	-	311 068 995.90	-
Execution (C1)	332 522 151.49	-	292 180 573.98	13 121 493.82
Appropriations cancelled	5 832 008.51	-	3 911 831.14	-

(1) C1 denotes the budget's voted appropriations. This amount includes transfers to / out EAGF: EUR -7 594 450.00 for commitment appropriations and EUR -12 519 715.10 for payment appropriations

(2) Carry over to 2014 only for non-differentiated appropriations. For budget items under titles 11 and 17, the amounts left over from 2013 execution were carried over into budget items which belong to financial heading 2 (non-EAGF) and financial heading 3 respectively.

Commitment appropriations of EUR 338.4 million were foreseen for expenditure under direct management in the 2013 budget. An amount of EUR 332.5 million was committed in 2013. The balance of these appropriations, EUR 5.8 million, was cancelled. 79% of commitment appropriations concern policy area 17-Veterinary and phyto-sanitary measures expenditure. The rest concern policy area 05-Agriculture and Rural Development (13%) and policy area 11-Fisheries (8%).

The majority of EAGF commitment appropriations for expenditure under direct management made by the Commission are differentiated appropriations. The automatic carry over to 2014, which relates only to non-differentiated appropriations, amounts to EUR 13.1 million.

For details, please see annex 5 and 6.

2.1.8. *Budget execution - Expenditure under direct management made by the Commission - Automatic carryover from 2012*

In EUR

Carry over from 2012 to 2013	Commitments	De-commitments	Payments	Cancelled appropriations (1)
Carried over appropriations	16 139 126.02	1 311 657.89	14 648 832.24	167 063.82

(1) For budget items under titles 11 and 17, the amounts left over from 2013 execution were carried over to 2014 into budget items which belong to financial heading 2 (non-EAGF) and financial heading 3 respectively.

The automatic carry over from 2012 to 2013 only concerned expenditure under direct management for non-differentiated appropriations. As indicated in the table above, an amount of EUR 16.1 million was carried over from 2012 to 2013. In 2013 an amount of EUR 1.3 million from this carry over was de-committed. The payments made amounted to EUR 14.6 million and the appropriations cancelled totalled EUR 0.2 million.

For details, please see annex 6.

2.2. Monthly payments

2.2.1. Monthly payments to Member States under shared management

2.2.1.1. Monthly payments on the provision for expenditure

Council Regulation (EC) No 1290/2005 of 21 June 2005 on the financing of the Common Agricultural Policy⁴ states in Article 15 that "*monthly payments shall be made by the Commission ... for expenditure performed by Member States' accredited paying agencies during the reference month*". Monthly payments shall be made to each Member State at the latest on the third working day of the second month following that in which the expenditure is incurred.

The monthly payments are a reimbursement of net expenditure (after deduction of revenue) which has been already carried out and are made available on the basis of the monthly declarations forwarded by the Member States⁵. The monthly booking of expenditure and revenue is subject to checks and corrections on the basis of the detailed declaration⁶. Moreover, these payments will become final following the Commission's verifications under the accounting clearance of accounts procedure.

Payments made by the Member States from 16.10.2012 to 15.10.2013 are covered by the system for monthly payments. The remaining payments are made directly by the Commission for a limited number of measures.

For financial year 2013, the total net amount of monthly payments made, after the deduction of clearance and other corrections, was EUR 44 132 955 071.43.

2.2.1.2. Decisions on monthly payments for 2013

For the financial year 2013, the Commission adopted twelve decisions on monthly payments. Furthermore, an additional monthly payment decision, adjusting those already granted for the total expenditure chargeable to the year, was adopted in December 2013. For details, please see Annex 4 of the present working document.

2.2.1.3. Reductions and suspensions of monthly payments

In 2013, reductions for a net amount of EUR 6.6 million were made to the monthly payments effected to the Member States. The most important categories of corrections are detailed in the following points.

a. Reductions of the monthly payments as a result of the non-compliance with the payment deadlines

Pursuant to Article 16 of Council Regulation (EC) No 1290/2005 concerning the budgetary discipline, certain Member States did not always respect the payment deadlines fixed by the Community legislations for the payment of aids to beneficiaries.

⁴ OJ L 209 of 11.8.2005, p. 1.

⁵ These monthly declarations of expenditure are transmitted by the Member States by the declaration of the 10th of the month N+1.

⁶ The detailed declarations are transmitted monthly by the Member States (by table 104) on the 20th of the month N+1.

The payment deadlines ensure an equal treatment between the beneficiaries in all the Member States and avoid the situation in which delays of payments would result in aids no longer having the intended economic effect. In addition, the deadlines help budgetary discipline by ensuring that the expenditure which falls in each budget year is more easily forecast.

As a result of non-respecting the set payment deadlines, the Commission decided on two occasions, jointly with the monthly payments, reductions for a total amount of EUR 3.8 million.

b. Reductions of the monthly payments as a result of overspending the financial ceilings

For some aid measures financed by EAGF, financial ceilings are determined in the sectoral regulations, which have to be adhered to. Expenditure exceeding these ceilings is considered as "non eligible expenditure" and has to be corrected.

These corrections lead to reductions of the monthly payments. As a result of overspending these financial ceilings, the Commission made financial corrections for a total amount of EUR 3.0 million.

c. Corrections of the monthly payments as a result of the non-payment by Member States of the additional milk levy

No reduction of the monthly payments as a result of the non-payment of the additional milk levy was carried out by the Commission as all Member States declared the amounts due. On the other hand, an amount of EUR 0.2 million concerning this levy declared in previous years by the Member States was refused, as corrections had already been made in previous financial years.

2.2.2. Direct management expenditure by the Commission

In certain cases, the Commission makes payments directly for certain measures. These concern payments for veterinary and plant-health measures (policy area 17), payments for certain fisheries market measures (policy area 11) and payments for certain measures which do not have the character of traditional market measures, in particular certain actions related to controls, to promotion actions and to information actions on the agricultural policy.

For details, please see annex 5 and 6.

3. THE IMPLEMENTATION OF THE 2013 EAGF BUDGET

3.1. The uptake of the EAGF budget appropriations

The implementation of the budget amounted to EUR 45 302.1 million. This expenditure was funded by the budget's initial appropriations and by using the revenue assigned to policy area 05-Agriculture and Rural Development, composed of the entire amount of EUR 1 245.6 million carried over from 2012 and of a part of the assigned revenue collected in 2013 amounting to EUR 118.7 million out of a total EUR 829 million.

Within policy area 05-Agriculture and Rural Development, the expenditure for market measures amounted to EUR 3 193.2 million and for direct aids to EUR 41 658.3 million. The expenditure incurred for certain market measures and direct aids exceeded the budget's voted appropriations and it was partly covered by transfers of appropriations from other items of the budget and partly by the revenue which was assigned to the EAGF budget.

Furthermore, the aforementioned total implementation amount includes expenditure for policy area 11-Fisheries market measures of EUR 32.2 million (commitment appropriations) as well as expenditure amounting to EUR 265.9 million for policy area 17-Veterinary and phyto-sanitary measures (commitment appropriations).

For details of the budget's implementation by policy area, please see annexes 7 and 8.

Annex 16 presents a breakdown of the expenditure on market measures, direct payments and audit of agricultural expenditure by item and by Member State.

4. COMMENTS ON IMPLEMENTATION OF 2013 EAGF BUDGET

A brief commentary on the implementation of the 2013 EAGF budget's appropriations as well as on the use of the assigned revenue available in 2013 is presented hereafter based on details appearing in the annexed tables:

- Annexes 7 and 8: Analysis of execution of the 2013 EAGF budget. The expenditure incurred for each item of the budget appears in column 5. Columns 1, 2 and 3 indicate, respectively, the source and amount of funding which originates either from voted appropriations or from transfers of assigned revenue and of voted appropriations from other items of the budget.
- Annex 9: Assigned revenue (C4) collected and used in 2013
- Annex 10: Assigned revenue (C5) carried over from 2012 and used in 2013.

This presentation is made at the level of each chapter, article and item of the agricultural budget.

4.1. Chapter 05 02: Interventions in agricultural markets

4.1.1. Introduction

Total payments for this chapter of the budget amounted to EUR 3 193.2 million and they were funded by the budget's voted appropriations amounting to EUR 2 771.4 million, by assigned revenue amounting to EUR 532.5 million which was used to cover the expenditure incurred in the fruits and vegetables sector (NB: Details for this sector appear in point 4.1.8 here below) and by transfers of appropriations from other parts of the EAGF budget amounting to EUR 162.7 million. The remaining balance of assigned revenue collected in 2013 amounting to EUR 710.2 million was carried over to 2014. In items where the budget's appropriations were under-spent, the available appropriations were transferred to other items of the budget in order to cover additional expenditure as needed.

Annex 8 presents these details at the level of each budget item.

4.1.2. *Article 05 02 01: Cereals*

In the course of the budget year, no cereals were bought into intervention. The intervention stocks of barley of 0.009 million tonnes remaining from 2012 was destined for the 2013 food programmes plan for the most deprived persons in the EU. These removals were valued at the product's intervention price. This article's execution of EUR 0.09 million involved mainly technical and financial costs for this stock.

4.1.3. *Article 05 02 03: Refunds on Non-Annex I products*

The expenditure incurred for export refunds for processed agricultural products amounted to EUR 4.9 million involving mainly the incorporation of eggs in the exported processed products. The budget's voted appropriations were under-spent by EUR 3.1 million because the Commission decided to set the refunds for eggs at 0 in December 2012.

4.1.4. *Article 05 02 04: Food programmes*

The under-execution of the appropriations foreseen in the 2013 budget for food programmes amounted to EUR 8.5 million and resulted from the fact that one Member State encountered difficulties in implementing its programme towards the end of the budget year. It should be noted that 2013 was the last year of implementing food programmes within the EAGF.

4.1.5. *Article 05 02 06: Olive oil*

This sector's under-execution by EUR 1.2 million related mainly to the aid for the financing of quality improvement work programmes for approved operators' organisations and it was due to the fact that one Member State did not fully execute the 2012/2013 work programme for these organisations.

4.1.6. *Article 05 02 07: Textile plants*

With regard to the processing aids for long flax fibre and for short flax and hemp fibre, the overall expenditure incurred amounted to EUR 7 million, thus, under-spending the appropriations foreseen in the 2013 budget by around EUR 3 million because of the lower quantities of long flax and hemp fibre receiving this aid in some Member States.

The expenditure incurred by Member States for the national restructuring programmes for cotton was as foreseen in the 2013 budget.

4.1.7. *Article 05 02 08: Fruits and vegetables*

The expenditure for this sector amounted to EUR 1 138.1 million and its over-implementation was primarily due to the expenditure incurred by Member States for the aid to producer groups for preliminary recognition.

As regards the operational funds for producer organisations, which aim at financing their production quality improvement, promotion and commercialisation programmes, the total needs estimated to cover the expenditure forecasted to be incurred by the Member States concerned amounted to EUR 767 million. Out of this total amount, the Budgetary Authority granted appropriations amounting to

EUR 267 million because it took account of estimated revenue amounting to EUR 500 million which had been assigned to the funding of this scheme in the 2013 budget. Member States eventually incurred payments amounting to EUR 726.8 million which were lower compared to the budget's available appropriations mainly because of lower payments for the second instalment for plans approved in 2012 as some Member States had overestimated their expenditure forecasts.

The expenditure incurred by Member States for the aid to producer groups for preliminary recognition exceeded the budget appropriations by around EUR 90.4 million because of the large number of producer groups which have entered this scheme in certain Member States.

The 2013 budget for the School Fruit Scheme was under-executed by around EUR 23.3 million primarily because certain Member States incurred expenditure which remained below their budgetary allocation for the school year 2011/12. As regards the school year 2012/2013 which started on 01/08/2013, the expenditure incurred by Member States by the end of the 2013 budget year was as foreseen in the 2013 budget.

4.1.8. Article 05 02 09: Products of the wine-growing sector

The wine sector was reformed as of budget year 2009. Currently, the principal measure left in this sector is the national support programmes for wine. For all other measures, the 2013 budget included appropriations destined to cover the estimated balances of still outstanding payments.

With regard to the national support programmes, four Member States incurred slightly lower expenditure compared to the amounts foreseen in their programmes. However, all other programmes foreseen under this scheme were fully implemented resulting in an overall implementation of more than 98.1% of the foreseen 2013 appropriations.

Furthermore, for the grubbing-up scheme which was terminated in 2011, Member States incurred significantly smaller expenditure for the payment of still outstanding balances, thus, leading to under-spending the budget's appropriations by around EUR 4.6 million.

4.1.9. Article 05 02 10: Promotion

With regard to promotion measures, Member States did not pay all the amounts foreseen in the budget for promotion activities based on the promotion decisions taken by the Commission. Total payments amounted to around EUR 50.1 million, thus, under-executing the 2013 budget's appropriations by around EUR 9.9 million.

With regard to direct payments by the European Union, the Commission committed an amount of around EUR 1.3 million which exceeded the appropriations foreseen in the 2013 budget for these promotion measures by EUR 0.3 million.

4.1.10. Article 05 02 11: Other plant products/measures

The expenditure for this sector amounted to EUR 227.6 million and its under-implementation was primarily due to the expenditure incurred by Member States for

the POSEI measures. The under-execution for these measures was around EUR 4.6 million because the concerned Member States did not execute a part of their specific supply arrangements plans. On the other hand, the expenditure incurred by Member States for the aid for producer organisations for hops was as foreseen in the 2013 budget.

4.1.11. Article 05 02 12: Milk and milk products

In the course of the budget year, no skimmed milk powder or butter were bought into intervention.

As regards the private storage aid for butter, the appropriations foreseen in the 2013 budget amounted to EUR 9 million while the expenditure incurred amounted to EUR 7.1 million because of the shorter average storage time for the quantities of butter concerned.

With regard to school milk, the quantities distributed by almost all Member States concerned were lower than the quantities retained in the 2013 budget, thus, leading to an under-execution of the corresponding appropriations by around EUR 10.8 million.

4.1.12. Article 05 02 13: Beef and veal

The expenditure for this sector amounted to EUR 6.5 million for payments of export refunds for beef and veal and for live animals compared to the 2013 budget's appropriations of EUR 7.1 million for these payments, thus, leading to an overall under-execution of around EUR 0.6 million.

4.1.13. Article 05 02 15: Pig meat, eggs and poultry, bee-keeping and other animal products

The expenditure incurred by Member States for outstanding balances of export refunds for processed pig-meat products amounted to around EUR 3.5 million, thus under-spending the 2013 budget's appropriations by EUR 1.5 million.

Member States incurred lower expenditure for refunds for exported poultry following the reductions in the level of these refunds in October 2012 and February 2013 and their final setting at zero in July 2013, thus, under-spending the 2013 budget's appropriations by around EUR 30.9 million.

The payments incurred by Member States for specific aid for bee-keeping were almost at the level of the appropriations retained in the 2013 budget with an insignificant under-execution of around EUR 0.2 million.

4.2. Chapter 05 03: Direct Aids

The voted appropriations for this chapter of the 2013 budget amounted to EUR 40 931.9 million while payments amounted to approximately EUR 41 658.3 million. A part of the single payment scheme was already foreseen to be funded by assigned revenue, thus, leading to this apparent over-implementation which was covered partly by this revenue and partly by transfers of voted appropriations from other items of the budget.

Annex 8 presents these details at the level of each budget item.

4.2.1. *Article 05 03 01: Decoupled direct aids*

The main schemes covered by this article's appropriations are the expenditure for the single payment scheme (SPS), for the single area payment scheme (SAPS) which is applied by 10 out of the EU-12 Member States and for the decoupled specific support under article 68 of Council Regulation (EC) No 73/2009. All aid schemes in this article are paid independently of production but on certain conditions e.g. respect of cross-compliance. The expenditure incurred for all schemes in this article amounted to EUR 38 842.1 million, thus, over-spending the 2013 budget's voted appropriations of EUR 38 076 million by EUR 766.1 million because part of the needs for this sector are funded by assigned revenue.

With regard to the single payment scheme, the Budgetary Authority granted appropriations amounting to EUR 30 635 million because it took account of the revenue assigned to this budget item amounting to EUR 1 033 million. Hence, the total available appropriations for the funding of this scheme's needs amounted to EUR 31 668 million. The Member States concerned incurred expenditure amounting to EUR 31 393.9 million, i.e. an under-execution of EUR 274.1 million, because certain Member States made lower payments for their single payment schemes. The implementation level reached 99.1% of the level of estimated needs (after modulation) for this scheme in 2013. This expenditure was funded by the budget's voted appropriations of EUR 30 635 million and by a part of the revenue assigned to this scheme amounting to EUR 1 102.2 million.

With regard to the single area payment scheme, improvements in the implementation of this scheme in the Member States concerned led to an over-implementation of the corresponding 2013 budget's appropriations whereby the Member States concerned incurred payments amounting to EUR 6 681.2 million out of the appropriations foreseen in the budget amounting to EUR 6 665 million.

With regard to the separate sugar payment scheme, the Member States concerned did not pay the totality of their corresponding budgetary ceilings, thus, resulting in an under-execution of the 2013 budget's appropriations by around EUR 1.9 million.

With regard to the separate fruit and vegetables payment scheme, the Member States concerned made payments amounting to EUR 12.3 million, thus, resulting in a slight under-execution of the 2013 budget's appropriations of EUR 0.7 million.

Finally with regard to the decoupled specific support under article 68 of Council Regulation (EC) No 73/2009 scheme, the expenditure incurred by Member States amounted to EUR 463.2 million, thus, resulting in an under-execution of the 2013 budget's appropriations by around EUR 5.8 million.

With regard to the separate soft fruit payment scheme, the Member States concerned made payments amounting to EUR 11.5 million, thus, resulting in a slight under-execution of the 2013 budget's appropriations of EUR 0.5 million.

4.2.2. *Article 05 03 02: Other direct aids*

The appropriations of this article cover expenditure for other direct aids for which Member States have chosen to maintain a limited link between the payment of these aids and production for a number of sectors, under well defined conditions and within clear limits, in order to avoid the abandonment of this production.

With regard to these schemes, the Commission had estimated that appropriations amounting to EUR 2 854.9 million (after modulation) were required in 2013. Member States incurred expenditure amounting to EUR 2 816 million, thus, under-spending the budget's appropriations by around EUR 38.9 million.

Twenty nine schemes are funded under this article. For most of these schemes, the Member States concerned incurred expenditure which was slightly lower than the budget's retained appropriations. However, for the specific support schemes under article 68 of Council Regulation (EC) No 73/2009, this under-execution amounted to EUR 54.5 million compared to the 2013 budget's appropriations as certain Member States incurred smaller expenditure for this scheme.

On the other hand, Member States incurred expenditure for the area aid for cotton which was around EUR 2.3 million higher than the appropriations foreseen in the 2013 budget. Furthermore, Member States incurred expenditure for the POSEI-Union support programmes which were around EUR 41 million higher than the appropriations foreseen in the 2013 budget because of the adoption of Council Regulation (EC) No 228/2013 which authorised a one-off payment of premium for banana producers in 2013 financial year. These over-executions were funded by transfers of voted appropriations from other items of the budget.

4.2.3. Article 05 03 03: Additional amounts of aid

The appropriations foreseen in the 2013 budget for this scheme amounted to EUR 1 million while Member States incurred expenditure amounting to around EUR 0.2 million, thus under-executing the budget's appropriations by EUR 0.8 million.

4.3. Chapter 05 04: Rural Development

4.3.1. Article 05 04 01: Rural Development financed by the ex-EAGGF-Guarantee. Completion of earlier programmes (2000 to 2006)

No commitment appropriations can be made anymore for these programmes. Member States are now closing these programmes and they recover unduly paid amounts. The final net amount recovered under this article was equal to around EUR 1 million of which the amount of EUR 0.9 million was used for funding other budget items.

4.4. Chapter 05 07: Audit of agricultural expenditure

4.4.1. Article 05 07 01: Control of agricultural expenditure

This article involves the measures taken in order to reinforce the means of on-the-spot controls and to improve the systems of verification so as to limit the risk of frauds and irregularities in detriment of the Union budget. It also includes the amounts credited into the EAGF budget through the corrections based on the accounting clearance procedure and on the procedure relating to the reduction/suspension of advances.

The European Union directly financed measures mostly for the purchase of satellite images within the framework of the Integrated Administrative and Control System (IACS) by committing all the amount of EUR 6.8 million foreseen in the 2013

budget for Monitoring and preventive measures-Direct payments by the European Union.

With regard to the accounting clearance of previous years' accounts, and contrary to expected negative corrections, the Commission made overall positive corrections to Member States' amounting to approximately EUR 3.4 million including the negative corrections imposed to Member States from the penalties for non-respecting payment deadlines. The 2013 budget included appropriations amounting to – EUR 200 million for the negative clearance of accounts corrections. The Commission closed this account by transferring voted appropriations amounting to EUR 203.6 million from other items of the budget.

With regard to the conformity clearance of previous years' accounts, the Budgetary Authority had granted appropriations amounting to EUR 108.3 million with regard to previous years' positive conformity clearance corrections under this item. However, the Commission took decisions in 2013 involving positive corrections in favour of the Member States of approximately EUR 109.1 million. The resulting over-execution of EUR 0.8 million was funded by a transfer from other items of the budget.

4.4.2. Article 05 07 02: Settlement of disputes

The appropriations in this article are intended to cover expenditure for which the Commission could be held liable by decision of a court of justice, including the cost of settling claims for damages and interest. The 2013 budget did not foresee any appropriations for this article. However, on 16 May 2013, the European Court of Justice rendered its judgment in case T-437/10 under which an amount of EUR 0.32 million had to be reimbursed to an operator. The resulting need of EUR 0.32 million to cover this payment was funded by a transfer of appropriations from other items of the budget.

4.5. Chapter 05 08: Policy strategy and coordination

4.5.1. Article 05 08 01: Farm accountancy data network (FADN)

Appropriations committed with regard to the cost of data collection on farm holdings under this network amounted to EUR 14.5 million, thus, taking up almost all of the appropriations foreseen in the 2013 budget.

4.5.2. Article 05 08 02: Surveys on the structure of agricultural holdings

The 2013 budget included appropriations of EUR 0.5 million intended to cover the maintenance cost of IT infrastructure needed for the processing of the results of farm structure surveys. However, the payments made for this maintenance were insignificant.

4.5.3. Article 05 08 03: Restructuring of systems for agricultural surveys

Appropriations committed with regard to the cost of operating the MARS meteorological system amounted to approximately EUR 1.5 million thus, taking up almost all of the appropriations foreseen in the 2013 budget.

4.5.4. *Article 05 08 06: Enhancing public awareness of the common agricultural policy*

Appropriations committed with regard to the cost of actions, fairs and publications aimed at improving the level of understanding of the CAP amounted to around EUR 8 million thus, taking up almost all of the appropriations foreseen in the 2013 budget.

4.5.5. *Article 05 08 09: EAGF – Operational technical assistance*

Appropriations committed with regard to operational technical assistance for the EAGF amounted to approximately EUR 2.7 million thus, taking up all of the appropriations foreseen in the 2013 budget.

5. COMMENTS ON THE IMPLEMENTATION OF THE EAGF BUDGET FOR POLICY AREAS 11 AND 17

5.1. Fisheries markets (Chapter 11 02)

5.1.1. *Article 11 02 01: Intervention in fishery products*

The commitment and payment appropriations included in the 2013 budget were implemented at the rates of 99.7% and 96% respectively.

All payment requests submitted by Member States in 2013 were closed. 5.6% of these declarations (in monetary value) had to be rejected and the corresponding amounts were decommitted. The remainder was paid.

It was not possible to make a better adjustment of the available payment appropriations before the end of 2013 as most of the errors in certain payment requests were detected by the financial circuits after the finalisation of the end-of-year transfer exercise. These errors amounted to EUR 394 071 (5.3% of the declarations in monetary value).

BUDGET 2013 - Commitments

ITEM	BUDGET 2013	Initial appropriations	Final appr. after transfer	Committed in 2013 financial year	Balance Commitments – final appr.
11 02 01 01	Intervention in fishery products	11 500 000	16 500 000	16 444 940	55 060
		11 500 000	16 500 000	16 444 940	55 060

BUDGET 2013 - Payments

ITEM	BUDGET 2013	Initial appropriations	Final appr. after transfer	Committed in 2013 financial year	Balance Commitments – final appr.
11 02 01 01	Intervention in fishery products	11 366 820	7 405 775	7 111 519	294 256
		11 366 820	7 405 775	7 111 519	294 256

5.1.2. *Article 11 02 03: Fisheries programme for the outermost regions*

100% of the commitment appropriations were committed.

In terms of payment appropriations, unused credits at year end represent 10% of the available resources of the year. It was not possible to reallocate this balance before the end of 2013 as it ensued from errors found in two payment requests from a Member State which were detected by the financial circuits after the finalisation of the end-of-year transfer exercise. These errors amounted to EUR 3 507 030 (22% of the declarations in monetary value).

BUDGET 2013 - Commitments

ITEM	BUDGET 2013	Initial appropriations	Final appr. after transfer	Committed in 2013 financial year	Balance Commitments – final appr.
11 02 03 01	Fisheries programme for the outermost regions	14 996 768	14 996 768	14 996 768	0
		14 996 768	14 996 768	14 996 768	0

BUDGET 2013 - Payments

ITEM	BUDGET 2013	Initial appropriations	Final appr. after transfer	Committed in 2013 financial year	Balance Commitments – final appr.
11 02 03 01	Fisheries programme for the outermost regions	14 826 287	14 264 479	12 778 711	1 485 768
		14 826 287	14 264 479	12 778 711	1 485 768

5.2. Veterinary and phyto-sanitary measures expenditure (Chapters 17 01 and 17 04)

5.2.1. Generalities

Almost 99 % of the C1 commitment appropriations available from the 2013 budget have been used: an amount of EUR 258.2 million out of EUR 261.7 million available for the operational and administrative appropriations for veterinary and plant health measures has been committed. 99.4% of the C1 payment appropriations have been used for these measures: an amount of EUR 238 million out of EUR 239.4 million available was paid.

Through transfers the commitment appropriations for the eradication/surveillance programmes (line 17.040101) and the plant health measures (line 17.040401) have been decreased by respectively EUR 10 and 3 million. This decrease was inter alia possible thanks to the favourable animal health situation as a result of the policy conducted under the motto "prevention is better than cure". As in previous years, there have been some internal transfers of commitment and payment appropriations.

5.2.2. Details

5.2.2.1. Item 17.040101 Animal disease eradication and monitoring programmes

The amount of available appropriations (all sources) was EUR 197.5 million. After a reallocation of appropriations executed in the autumn of 2013, an amount of EUR 197.4 million was committed (151 commitments: comparable to the previous year) according to the details mentioned below:

- EUR 8.4 million for the bovine brucellosis eradication programmes;
- EUR 71.9 million for the bovine tuberculosis eradication programmes;
- EUR 17.9 million for the ovine brucellosis eradication programmes;
- EUR 3.1 million for the bluetongue programmes,
- EUR 38.9 million for the TSE, BSE and scrapie programmes;
- EUR 3.1 million for avian influenza survey programmes;
- EUR 23.3 million for the salmonella control programmes;
- EUR 5.6 million for the swine disease programmes and
- EUR 25.3 million for the rabies programmes.

The commitment appropriations have been decreased, through a transfer from EUR 200 million to EUR 190 million.

The overall amount committed for the 2013 programmes is EUR 5 million lower than in the previous year. This is mainly due to a change in the TSE legislation (smaller number of required rapid tests).

Payment appropriations were executed for almost 100% via 157 C1 payments for an amount of EUR 182.7 million. Seventeen payments were made on C4 and C5 appropriations for a total amount of EUR 2.5 million.

5.2.2.2. Item 17.040201 – Other measures in the veterinary, animal welfare and public health field

Via 154 transactions, EUR 13.7 million out of an envelope of EUR 14.7 (all sources) was committed in 2013.

The C1 payment appropriations (EUR 8.9 million) were used for 100% via 275 transactions.

5.2.2.3. Item 17.040301 – Emergency fund for veterinary complaints and other diseases of animal contaminations which are a risk to public health

Out of the total envelope of EUR 10.1 million, EUR 8 million was committed.

The initial envelope of C1 payment appropriations was decreased through an internal transfer from EUR 9.9 million to EUR 5.7 million. This envelope was entirely paid.

5.2.2.4. Item 17.040401 Plant-health measures – Expenditure on operational management

The commitment appropriations have been decreased, through a transfer from EUR 14 million to EUR 11 million. This amount was committed for 93.0%

C1 payment appropriations leveling at EUR 11.5 million were paid at 98.9%.

5.2.2.5. Item 17.040701 Food and feed control – Expenditure on operational management

99.7% of the C1 envelope of EUR 34 million was committed in 2013 via 177 transactions. A bit more than EUR 14 million went to the programme "Better Training for Safer Food" (BTSF) and almost EUR 15 million went to the activities of the EU reference laboratories.

Almost the full envelope of payment appropriations of EUR 28 million was paid (99.7%).

5.2.2.6. Item 17.010401– Plant-health measures – expenditure on administrative measures

The allocated appropriations amount to EUR 0.6 million. Almost 100% thereof was committed. Only a small amount of EUR 6 227 thereof was paid in 2013.

5.2.2.7. Item 17.010405 – Food and feed control - expenditure on administrative measures

99.6% of EUR 0.6 million available was committed. Only a bit more than 38 % thereof was paid.

5.2.2.8. Item 17.010407 – Animal disease eradication and emergency fund - expenditure on administrative management.

93.5% of EUR 0.3 million was committed. A small amount of EUR 34 242 was paid on C1 appropriations in 2013.

5.2.2.9. Item 17.010431 Executive agency for health and consumers – Contribution from programmes under Heading 2

100% of the available envelope of EUR 1.17 million was committed and paid in 2013.

Overview of the commitments made in 2013 (C1)

Line	BUDGET 2013	Initial appropriations	Final appropriations after amend. Budget/transfer	Committed	Balance commitments - final appropriations
17.040101	Animal disease eradication and monitoring programmes and monitoring of the physical conditions of animals that could pose a public-health risk linked to an external factor	200 000 000	190 000 000	190 000 000	0
17.040201	Other measures in the veterinary, animal welfare and public-health field	14 000 000	14 000 000	13 440 003	-559 997
17.040301	Emergency fund for veterinary complaints and other diseases of animal contaminations which are a risk to public health	10 000 000	10 000 000	8 001 814	-1 998 186
17.040401	Plant-health measures – Expenditure on operational management	14 000 000	11 000 000	10 231 735	-768 265
17.040701	Food and feed – Expenditure on operational management	34 000 000	34 000 000	33 911 664	-88 336
17.010401	Plant-health measures – Expenditure on administrative management	600 000	600 000	582 609	-17 391
17.010405	Food and feed – Expenditure on administrative management	600 000	600 000	597 591	-2 409
17.010407	Animal disease eradication and emergency fund	300 000	300 000	280 418	-19 582
17.010431	Executive Agency for Health and Consumers	1 170 000	1 170 000	1 170 000	0
	Total	274 670 000	261 670 000	258 215 834	-3 454 166

Overview of the payments made in 2013 (C1)

Line	BUDGET 2013	Initial appropriations	Final appropriations after amend. Budget/transfer	Paid	Balance payments - final appropriations
17.040101	Animal disease eradication and monitoring programmes and monitoring of the physical conditions of animals that could pose a public-health risk linked to an external factor	182 857 537	182 755 679	182 747 775	-7 904
17.040201	Other measures in the veterinary, animal welfare and public-health field	12 849 449	8 933 541	8 933 541	0
17.040301	Emergency fund for veterinary complaints and other diseases of animal contaminations which are a risk to public health	9 884 191	5 696 262	5 696 262	0
17.040401	Plant-health measures – Expenditure on operational management	11 366 820	11 456 342	11 327 180	-129 162
17.040701	Food and feed – Expenditure on operational management	27 675 735	27 909 026	27 815 243	-93 783
17.010401	Plant-health measures – Expenditure on administrative management	600 000	600 000	6 227	-593 773
17.010405	Food and feed – Expenditure on administrative management	600 000	600 000	228 463	-371 537
17.010407	Animal disease eradication and emergency fund	300 000	300 000	34 242	-265 758
17.010431	Executive Agency for Health and Consumers	1 170 000	1 170 000	1 170 000	0
	Total	247 303 732	239 420 851	237 958 933	-1 461 917

Finally, it should be recalled that no appropriations are foreseen on budget lines 17.040501 and 17.040502 relating to the Community plant variety office in Angers (France).

The details of the C1 commitments done in 2013 by Member State are given in annex 12.

6. IMPLEMENTATION OF ASSIGNED REVENUE (POLICY AREA 05- AGRICULTURE AND RURAL DEVELOPMENT)

6.1. Revenue assigned to EAGF

The assigned revenue actually carried over from 2012 into 2013, amounted to EUR 1 245.6 million, including the balance of the Sugar Restructuring Fund, and has entirely been used in financing expenditure of the 2013 budget year in accordance with article 14 of the Financial Regulation. As presented in annex 10, this amount covered expenditure of EUR 143.5 million for the operational funds for producer organisations in the fruits and vegetables sector and of EUR 1 102.2 million for the single payment scheme.

As regards the assigned revenue collected in 2013, annex 9 shows that this revenue amounted to approximately EUR 829 million and it originated from:

- The corrections of the conformity clearance procedure which amounted to approximately EUR 593.6 million.
- The receipts from irregularities which amounted to approximately EUR 155.1 million.
- The milk levy collections which amounted to approximately EUR 80.2 million.

A part of the assigned revenue collected in 2013 amounting to EUR 118.7 million was used within the year to cover expenditure incurred for the operational funds for producer organisations in the fruits and vegetables sector.

The balance of the assigned revenue collected in 2013 amounting to EUR 710.2 million was automatically carried over into the 2014 budget in order to fund budgetary needs of that year.

7. BREAKDOWN BY TYPE OF EXPENDITURE

The total EAGF expenditure amounts to EUR 45 302.1 million. Hereafter, this expenditure is presented broken down into the main reporting categories along with the percentage that these represent in the total EAGF expenditure for 2013:

Storage

Expenditure for storage amounted to EUR 25.1 million, i.e.: 0.06% of the total expenditure . This amount mainly represents the expenditure incurred for the private storage of butter and olive oil.

Export refunds

Spending on export refunds amounted to EUR 62.4 million, i.e.: 0.1% of the total expenditure and it related mainly to beef, poultry, pig-meat and non-annex I products.

Other market measures

In addition to storage and export refunds, the expenditure for other market measures amounted to EUR 3 217.2 million, i.e.: 7.1% of the year's total. This category covers expenditure mainly relating to food programmes, olive oil, fruit and vegetables, wine, textile plants, POSEI and hops, milk and milk products, beef and veal, pig meat and bee-keeping. This expenditure incorporates other minor amounts and it includes the corrections arising from the clearance of accounts.

Direct payments

Expenditure for direct payments amounted to EUR 41 658.3 million, i.e.: 92 % of the total.

Expenditure under direct management

This expenditure amounting to EUR 340.2 million (in commitment appropriations), i.e.: 0.8% of the total, was paid directly by the Commission and it mostly covered the expenditure relating to veterinary and phyto-sanitary measures as well as to farm accounting, surveys on farm structures, information on the CAP etc.

Rural development under ex-EAGGF-Guarantee

No commitment appropriations can be made anymore for these programmes. Member States are now closing these programmes and they recover unduly paid amounts. The final net amount recovered under this article was around EUR 1 million.

The evolution of this breakdown by type of expenditure for the period 2007-2013 is presented in annex 32.

8. SPECIFIC ACTIVITIES

8.1. Distribution of food products to the most deprived persons in the Union

The participation in the Most Deprived Programme of the EU is voluntary. In 2013, 19 Member States wished to take part in the scheme⁷. The appropriations were shared among the participating Member States according to the number of persons at risk of poverty and the GNI based on the most recent Eurostat statistics, together with the needs for food aid reported by Member States authorities to the Commission. The annual plan was established after consultation of the charities. It was administered at national level by the authorities of the participating Member States. Each Member State designated the organisations that had to distribute food to the needy.

⁷ See the list of the participating Member States in Table 1.

Commission Implementing Regulation (EU) No 1020/2012⁸ adopting the plan allocating to the Member States resources amounting to EUR 500 million to be charged to the 2013 budget year for the supply of food from intervention stocks for the benefit of the most deprived persons in the European Union, entered into force on 10 November 2012. An amendment of the 2013 annual plan regulation was adopted with Commission Implementing Regulation (EU) No 1234/2013⁹, which, however, had no budgetary affect.

In the 2013 budget year, the total expenditure declared by Member States for this scheme amounted to EUR 491.53 million. (NB: For details, please see point 4.1.4 above).

Based upon Regulation 121/2012 of the European Parliament and the Council¹⁰, the Most Deprived Programme of the EU ends with the completion of the 2013 annual plan.

Under the 2013 plan, the resources made available to the participating Member States amounted to EUR 500 million, allocated to the participating Member States as detailed in the following table:

TABLE 1

2013 Plan – Total amounts of financial resources broken down per Member State:

Member State	EUR
Belgium	12 020 447
Bulgaria	19 093 054
Czech Republic	183 869
Estonia	2 421 256
Ireland	2 597 813
Greece	22 017 677
Spain	85 618 342
France	71 367 188
Italy	98 269 856
Latvia	5 208 791
Lithuania	7 866 396
Luxembourg	171 704
Hungary	13 951 019
Malta	548 475
Poland	76 924 105
Portugal	19 517 541
Romania	55 880 716
Slovenia	2 588 445
Finland	3 753 305
Total	500 000 000

⁸ OJ L 307, 7.11.2012, p. 62.

⁹ OJ L 322, of 3.12.2013, p. 19.

¹⁰ OJ L 44, 16.2.2012, p.1.

Within the aforementioned allocations, the quantities of each type of product foreseen in the 2013 plan to be withdrawn from Union intervention stocks for distribution to the most deprived persons amounted to:

TABLE 2

2013 Plan – Allocation of public storage products – (In tonnes)

Member State	Cereals
Lithuania	8 832.782
Total	8 832.782

Indicative allocations to Member States for the purchase of food products on the Union market within the limits of the total resources made available were the following:

TABLE 3

2013 Plan – Indicative allocations for the purchase of food products on the Union market:

Member State	EUR
Belgium	11 286 805
Bulgaria	17 927 750
Czech Republic	172 647
Estonia	2 273 480
Ireland	2 439 261
Greece	20 673 876
Spain	80 392 810
France	67 011 444
Italy	92 272 165
Latvia	4 890 884
Lithuania	6 209 748
Luxembourg	161 224
Hungary	13 099 548
Malta	515 000
Poland	72 229 206
Portugal	18 326 330
Romania	52 470 156
Slovenia	2 430 465
Finland	3 524 230
Total	468 307 029

TABLE 4

In the 2013 plan, Member States were also allocated indicative amounts for the reimbursement of intra-Union transfer costs, within the limits of the total resources made available to them:

Member State	EUR
Lithuania	300 000
Total	300 000

In the 2013 budget year, the total expenditure declared by Member States for this scheme amounted to EUR 491.53 million, representing 98.31% of the allocated resources, as detailed in the following table.

TABLE 5

Expenditure declared on the 2013 annual plan until 15 October 2013

Member State	EUR
Belgium	11 955 154
Bulgaria	18 626 942
Czech Republic	175 230
Estonia	2 298 857
Ireland	2 597 700
Greece	16 919 500
Spain	85 612 855
France	71 278 274
Italy	97 191 811
Latvia	5 011 017
Lithuania	7 810 145
Luxembourg	161 178
Hungary	13 926 314
Malta	518 300
Poland	76 924 105
Portugal	19 044 069
Romania	55 355 663
Slovenia	2 588 445
Finland	3 531 975
Total	491 527 534

8.2. Promotion measures – payments by Member States

The legal basis for information and promotion programmes for agricultural products implemented in the EU and elsewhere is provided by Council Regulation (EC) No 3/2008 and Commission Regulation (EC) No 501/2008.

Programmes are submitted by representative professional and inter-professional organisations to Member States which are responsible for programme management once the Commission has confirmed the selection and agreed the part-financing. The rate of co-financing of the action plans is 50%. In 2008, the Council accepted an increase of this percentage up to 60% for specific promotion actions concerning fruit and vegetables for school pupils and information on responsible drinking patterns and harm linked to hazardous alcohol consumption.

The rules also allow the implementation of promotion and information measures to be carried out on the initiative of the Commission. In this framework the Commission participated, in April 2013, in the Food and Hotel Vietnam trade fair with, in parallel, an information campaign on geographical indications. There also was a business delegation visit in November led by Commissioner Ciolos in Japan and South Korea. In addition in October a series of 4 workshops took place in Kenya, Uganda, Zambia and Zimbabwe on geographical indications.

In 2013, 44 new promotion programmes were approved by two Commission decisions both covering the internal market (30) and third countries (14), and payments made by Member States from the EU budget for promotion measures amounted to EUR 50.1 million compared to the 2013 budget appropriations of EUR 60 million.

The selected programmes covered fresh and processed fruits and vegetables, milk and milk products, PDOs (Protected Designation of Origin), PGIs (Protected Geographical Indication) and TSGs (Traditional Specialities Guaranteed), olives and olive oil, organic products, ornamental horticulture, meat, eggs, honey, quality poultry, seed oil, spirit and wine. Ten of these programmes were proposed by more than one Member State while third country programmes aimed at the Russian, Ukrainian, Chinese, Indian, North American and Latin American, Norwegian, Swiss, Balkan, Middle East and South-East Asia markets.

The reform of the information and promotion regime, scheduled for 2013, led to legislative proposals approved by the Commission on 21 November 2013. They aim at strengthening the competitiveness of European agriculture both on the internal market and in third countries. These proposals offer better targeted promotion activities according to the needs of European and global markets, increased total amounts of aid and a simplified administrative procedure. The aim is to develop and open up new markets for European agriculture products and to increase consumer awareness of their quality.

9. CONTROL MEASURES

9.1. Introduction

The EU legislation provides for a comprehensive system of management and controls which relies on four levels:

(a) compulsory administrative structure at the level of Member States, centred around the establishment of paying agencies and an accreditation authority at high level which is competent for issuing and withdrawing the agency's accreditation. The decision for issuing the accreditation is based on a detailed review by an external audit body;

(b) detailed systems for controls and dissuasive sanctions to be applied by those paying agencies, with common basic features and special rules tailored to the specificities of each aid regime;

(c) ex-post controls by independent audit bodies on the paying agencies' annual accounts and the functioning of their internal control procedures (under Regulation (EC) No 885/2006¹¹) and by special departments on aid measures other than direct payments covered by the IACS (checks based on Regulation (EC) No 485/2008¹²);

(d) clearance of accounts procedure through the Commission's annual financial clearance and multi-annual conformity clearance.

These four levels establish a comprehensive system for the management and control of agricultural expenditure. It includes, on the one hand, all the necessary building blocks to guarantee a sound administration of the expenditure at Member States' level and, on the other hand, allows the Commission to counter the risk of financial losses as a result of any deficiencies in the set-up and operation of those building blocks through the clearance of accounts procedure.

Article 9(1) of Regulation (EC) No 1290/2005¹³ provides for the general obligation of Member States to ensure that transactions financed by the EAGF and the EAFRD are carried out and executed correctly, to prevent and deal with irregularities and to recover amounts unduly paid.

In complement to this general obligation, there is a system of controls and dissuasive sanctions of final beneficiaries which reflects the specific features of the regime and the risk involved in its administration.

The controls are carried out by the paying agencies or by delegated bodies operating under their supervision and effective, dissuasive and proportionate sanctions are imposed if the controls reveal non-compliance with EU rules. The system generally provides for exhaustive administrative controls of 100% of the aid applications, cross-checks with other databases where this is considered appropriate as well as pre-payment on-the-spot controls of a sample of transactions ranging between 1% and 100%, depending on the risk associated with the regime in question. For example, the control rate in the framework of the Integrated Administration and Control System (IACS) is normally 5%. If the on-the-spot controls reveal a high number of irregularities, additional controls must be carried out. The sample of transactions is determined on a risk and/or random basis.

In addition, for most regimes which are not subject to the IACS, on top of the primary and secondary control levels, *ex-post* controls must be carried out in accordance with Regulation (EC) No 485/2008.

¹¹ OJ L 171, 23.6.2006, p. 90.

¹² OJ L 143, 3.6.2008, p. 1.

¹³ OJ L 209, 11.08.2005, p. 1.

9.2. Integrated Administration and Control System (IACS)

Council Regulation (EC) No 73/2009¹⁴ and Commission Regulation (EC) No 1122/2009¹⁵ contain the rules on the IACS.

A fully operational IACS consists of: a computerised database, an identification system for agricultural parcels and farmers claiming aid, a system for identification and registration of payment entitlements, aid applications and integrated controls system (claim processing, on-the-spot checks and sanctioning mechanisms) and a system for identifying and registering animals where applicable. The IACS is fully automated and provides highly efficient controls by maximising the use of computerised and remote controls.

This system foresees a 100% administrative control covering the eligibility of the claim, complemented by administrative cross-controls with standing databases ensuring that only areas or animals that fulfil all eligible requirements are paid the premium and by a minimum 5% of on-the-spot checks to check the existence and eligibility of the area or the animals claimed.

The use of standing databases, which are appropriately updated, is well adapted to the schemes whereby aids are directly paid to the farmers and based on the surfaces or on the number of animals, in that the risk can be reduced to the lowest levels.

For the financial year 2013, the IACS covered some 92% of the EAGF expenditure. Furthermore, the relevant components of the IACS are applicable to the rural development measures, which are based on area or number of animals. Such measures include, inter alia, agri-environment and animal welfare measures, less-favoured areas and areas with environmental restrictions and afforestation of agricultural land. For financial year 2013, around 45% of payments made under the EAFRD were also covered.

The Commission services verify the effectiveness of Member States' IACS and homogenous implementation by means of both on-the-spot auditing and general supervision based on annually supplied financial and statistical data. It has been established already for some years now that the IACS provides an excellent and cost effective means of ensuring the proper use of EU funds.

9.3. Market measures

Market interventions, for example export refunds or storage aid, are not covered by IACS but they are governed by specific rules as regards controls and sanctions which are set out in sector-based regulations.

Aids are paid on the basis of claims, often involving the lodging of administrative and/or end-use securities, which are systematically (100%) checked administratively for completeness and correctness. The more financially important aid schemes are also subject to regular accounting controls performed in situ on commercial and financial documents.

¹⁴ OJ L 30, 31.1.2009, p.16.

¹⁵ OJ L 316, 2.12.2009, p.65.

9.4. Application of Council Regulation (EC) No 485/2008 (ex-post controls)

Regulation (EC) No 485/2008 provides for an ex-post control system which is a complement to the sectoral control systems described above. The system constitutes an extra layer of control which contributes to the assurance that transactions have been carried out in conformity with the rules or otherwise allows recovering the unduly paid amounts.

The ex-post scrutiny is to be carried out by a body in the Member State, which is independent of the departments within the paying agency responsible for the pre-payment controls and the payments. It covers a wide range of CAP subsidies including sector schemes for Fruit and Vegetables, Wine and POSEI subsidies. In fact, the ex-post scrutiny covers all subsidies paid to beneficiaries from EAGF (except payments covered by IACS and those excluded by Regulation (EC) No 2311/2000¹⁶).

In 2013, 2 missions were carried out to review the implementation of scrutiny by Member States. Member States scrutiny services completed ex-post controls in respect of the budget items subject to scrutiny for which payments were made in financial year 2011. The annual reports in respect of the respective scrutiny period (July 2012-June 2013) shows that 94% of the planned scrutinies were completed and 6% of planned scrutinies were still ongoing. The regulation also foresees Member States providing mutual assistance in the performance of scrutinies. In the 2012/2013 scrutiny period, nearly 120 such requests were fulfilled.

10. CLEARANCE OF ACCOUNTS

10.1. Conformity clearance - Introduction

It is primarily the Member States' responsibility to satisfy themselves that transactions are carried out and executed correctly via a system of control and dissuasive sanctions. Where Member States fail to meet this requirement, the Commission applies financial corrections to protect the financial interests of the EU.

The conformity clearance relates to the legality and regularity of transactions. It is designed to exclude expenditure from EU financing which has not been effected in compliance with EU rules, thus shielding the EU budget from expenditure that should not be charged to it (financial corrections). In contrast, it is not a mechanism by which irregular payments to beneficiaries are recovered, which according to the principle of shared management is the sole responsibility of Member States.

Financial corrections are determined on the basis of the nature and gravity of the infringement and the financial damage caused to the EU. Where possible, the amount is calculated on the basis of the loss actually caused or on the basis of an extrapolation. Where this is not possible, flat-rates are used which take account of the severity of the deficiencies in the national control systems in order to reflect the financial risk for the EU.

Where undue payments are or can be identified as a result of the conformity clearance procedures, Member States are required to follow them up by recovery

¹⁶ OJ L 265, 19.10.2000, p. 10.

actions against the final beneficiaries. However, even where this is not possible because the financial corrections only relate to deficiencies in the Member States' management and control systems, financial corrections are an important means to improve these systems and thus to prevent or detect and recover irregular payments to final beneficiaries. The conformity clearance, thereby, contributes to the legality and regularity of the transactions at the level of the final beneficiaries.

10.2. Conformity clearance – Audits and decisions adopted in 2013

10.2.1. Audits

The following table presents an overview of the conformity missions and their coverage in respect of financial year 2013, broken down per ABB-activity:

Financial Year 2013	ABB 02	ABB 03	ABB 04 ¹⁾	Total ²⁾
Number of conformity audits with missions carried out ³⁾	15	26	37	86

¹⁾ concerns only EAFRD, thus excluding the EAGGF Guidance section.

²⁾ including 7 audits covering cross-compliance, 1 audit covering entitlements and 3 audits covering irregularities.

³⁾ if an audit covers more than one ABB, it is allocated to all ABBs covered by that audit.

10.2.2. Conformity decisions

Four conformity clearance decisions having an impact on the financial year 2013 were adopted involving financial corrections in a number of sectors. These decisions had an overall financial impact by excluding from EU financing a total of EUR 590.75 million:

- Decision 2012/500/EU of 6/09/2012 – 39th Decision, financial impact of EUR 38.48 million,
- Decision 2013/123/EU of 26/02/2013 – 40th Decision, financial impact of EUR 281.08 million,
- Decision 2013/214/EU of 2/05/2013 – 41st Decision, financial impact of EUR 129.60 million.
- Decision 2013/433/EU of 13/08/2013 – 42nd Decision, financial impact of EUR 141.59 million.

For the decisions 40 (2013/123/EU) and 41 (2013/214/EU) the Commission decided that corrections amounting to EUR 1.26 million could be paid in 3 equal annual instalments. Furthermore, because of the severe financial difficulties encountered by certain Member States which are also subject to financial assistance, the execution of corrections amounting to EUR 130.54 million has been deferred to December 2013 and amounting to EUR 57.01 million to May 2014. These corrections will be paid in 3 equal annual instalments following the expiration of these deferrals.

The breakdown according to sectors is as follows: (in EUR million)

	Decision 39	Decision 40	Decision 41	Decision 42
Area aids / Arable crops	141.52	205.83	2.95	106.42
Article 69 of Reg.1782/2003	0.00	3.75	0.01	0.78
Dried fodder and seeds	0.05	0.00	0.00	0.00
Export Refunds	0.02	40.60	0.03	0.23
Financial Audit	1.97	6.44	0.44	0.00
Fruit and vegetables	0.00	18.57	83.61	20.92
Intervention storage	5.09	0.43	0.00	2.24
Irregularities	0.00	-0.02	-0.82	0.00
Livestock premiums	0.00	4.50	43.37	1.79
Milk Products	0.02	0.00	0.00	0.00
Olive oil and oils and fats	-110.76	0.00	0.00	0.00
POSEI	0.00	0.00	0.00	2.17
Potato starch	0.00	0.00	0.00	6.19
Rural development	0.58	0.99	0.00	0.84
TOTAL	38.48	281.08	129.60	141.59

Council Regulation (EC) No 1290/2005 introduced an automatic clearing mechanism for non recovered irregular payments after 4 years or, in case the recovery is challenged in national courts, 8 years after the establishment of the irregularity. The financial consequences of non recovery are shared by the Member State concerned and the EU on a 50 %-50 % basis. The Commission may still decide to charge the Member State for 100 % in cases of negligence by the Member State.

Regarding financial year 2012, Member States reported the information about recovery cases by 1 February 2013. The Member States recovered around EUR 98.5 million during financial year 2012 solely for EAGF (EUR 169.4 million in total with EAFRD and TRDI). The outstanding amount still to be recovered from beneficiaries at the end of that financial year was EUR 1 077.7 million solely for EAGF (EUR 1 216.8 million in total with EAFRD and TRDI). The financial consequences of non recovery for EAGF cases dating from 2008 or 2004 account to EUR 13.6 million to the Member States. During financial year 2012, around EUR 31.5 million were borne by the EU budget for EAGF cases reported irrecoverable.

10.3. Financial clearance

10.3.1. Introduction

The financial clearance covers the completeness, accuracy and veracity of paying agencies' accounts as well as the internal control systems set up by these paying agencies. Within this framework, DG AGRI pays particular attention to the certifying bodies' conclusions and recommendations (where weaknesses are found), following their reviews of the paying agencies' compliance with the accreditation criteria. As part of this review, the DG AGRI departments also cover aspects relating to

conformity issues and protecting the financial interests of the EU as regards the advances paid, securities obtained and intervention stocks.

The Commission adopts an annual clearance of accounts decision clearing the paying agencies' annual accounts on the basis of the certificates and reports from the certifying bodies, but without prejudice to any subsequent decisions to recover expenditure which proves not to have been in accordance with the EU rules. The Commission must clear the accounts and adopt its clearance decision by 30 April of the year following the financial year in question.

10.3.2. Decisions

10.3.2.1. Financial clearance decision for the financial year 2010

On 29 April 2011, the Commission adopted a Decision clearing the annual accounts of 74 paying agencies in respect of their expenditure financed by the EAGF. By means of its decision, it cleared amounts of EUR 38 862.4 million.

The accounts of OPEKEPE (Greece) and ARBEA (Italy) amounting to EUR 2 460.9 million are still to be cleared.

10.3.2.2. Financial clearance decision for the financial year 2011

With decision 2012/240/EU adopted on 27 April 2012, the Commission cleared the accounts of all paying agencies for EAGF, except for HAMBURG-JONAS (Germany) and PIAA (Romania). Concerning the accounts of PIAA (Romania), the work is still ongoing. Regarding the accounts of HAMBURG-JONAS (Germany), a consultation from the Legal services concerning irregularities was needed.

10.3.2.3. Financial clearance decision for the financial year 2012

On 26 April 2013, the Commission adopted a Decision clearing the annual accounts of 75 paying agencies in respect of EAGF expenditure. With this decision, expenditure amounting to EUR 43 324 million was cleared. The accounts of BIRB (Belgium), HAMBURG-JONAS (Germany) and HELABA (Germany), amounting to EUR 254.5 million, were disjoint and are subject to a later clearance.

10.4. Appeals brought before the Court of Justice against clearance decisions

10.4.1. Judgments handed down

In the financial year 2013, the Court handed down 9 judgments in appeals brought by the Member States against conformity clearance decisions.

In financial year 2013, the Court partially annulled the Decision 34 (2010/668/EU) by the judgment of 7 June 2013 in case T-2/11 brought by Portugal.

In financial year 2013, the Court rejected appeals brought in the following cases:

- judgement of 17 October 2012 in cases T-491/09 brought by Spain
- judgement of 13 December 2012 in cases T-588/10 brought by Greece
- judgement of 22 January 2013 in cases T-46/09 brought by Greece

- judgement of 27 February 2013 in cases T-241/10 brought by Poland
- judgement of 17 May 2013 in cases T-294/11 brought by Greece
- judgement of 17 May 2013 in cases T-335/11 brought by Bulgaria
- judgement of 7 June 2013 in cases T-267/07 brought by Italy
- judgement of 16 September 2013 in cases T-343/11 brought by the Netherlands.

10.4.2. New appeals

In the financial year 2013, 9 new appeals were brought by the Member States against clearance decisions:

- T-503/12 brought by UK on 16 November 2012
- C-552/12 P brought by Greece on 3 December 2012
- C-71/12 P brought by Greece on 11 February 2013
- T-241/13 brought by Greece on 25 April 2013
- T-245/13 brought by UK on 2 May 2013
- T-255/13 brought by Italy on 7 May 2013
- C-273/13 P brought by Poland on 17 May 2013
- C-391/13 P brought by Greece on 8 July 2013
- T-550/13 brought by Greece on 15 October 2013.

10.4.3. Appeals pending

The situation as at 15 October 2013 with regard to appeals pending is shown, together with the amounts concerned, in annex 34.

11. RELATIONS WITH PARLIAMENT AND WITH THE EUROPEAN COURT OF AUDITORS

11.1. Relations with Parliament

The European Parliament is, together with the Council, part of the EU's Budgetary Authority. It is, thus, one of the most important discussion partners of the Commission on budgetary matters and, therefore, on the EAGF.

Three EP committees are involved in the discussions and the preparation for the plenary on agricultural budgetary matters. These are the Committee on Agriculture and Rural Development, the Committee on Budgets and the Committee on Budgetary Control.

The Committee on Budgetary Control monitored the correct implementation of the 2011 budget. It was asked to draw up the Parliamentary Decision (OJ L 308, 16 November 2013) by which discharge (in respect to the implementation of the general budget of the European Union for the 2011 financial year) was granted to the Commission on 17 April 2013.

11.2. Relations with the European Court of Auditors

11.2.1. Mission of the European Court of Auditors

The European Court of Auditors is the external auditor of the European Union. Articles 285 to 287 of the Treaty on the Functioning of the European Union provide that the Court shall audit the Union finances with a view to improving financial management and reporting on the use of public funds. The Court of Auditors should provide the European Parliament and the Council with a statement of assurance as to the reliability of the accounts and the legality and regularity of the underlying transactions. This statement, which can be complemented by specific assessments for various policy areas, is of prime importance to the European Parliament in its deliberations on granting discharge to the Commission for the implementation of the budget.

As part of its work, the Court carries out numerous audits within the Commission services. Court officials frequently visit the Directorate-General for Agriculture and Rural Development to gather facts and figures needed for the Court's opinions, as well as for its annual and special reports. In the light of these investigations the Court frequently makes suggestions and recommendations to the Commission on how to improve its financial management and make supervisory and control systems more effective.

11.2.2. Annual Report 2012

Each year the Court of Auditors draws up a report which over several chapters scrutinises the management of the Union's budget for the previous financial year. This report is forwarded to the other institutions of the Union and is published, together with the Commission replies to the observations of the Court of Auditors, in the Official Journal of the European Union.

According to international audit practices contradictory meetings are held between the auditor (Court of Auditors) and the auditee (Commission) before the report is published. In these meetings the Court's findings and conclusions and the Commission's arguments and replies are discussed with a view to reaching full agreement on the underlying facts.

In the annual report for the 2012 financial year, the activities related to the Directorate-General for Agriculture and Rural Development's are covered in two chapters: "Agriculture: market and direct support" (Chapter 3) and "Rural development, environment, fisheries and health" (Chapter 4).

For the policy group "Agriculture: market and direct support", based on the results of transaction testing, the Court estimates the most likely error at 3.8%. The error rate for this policy group in the Annual Report 2011 was 2.9%.

The frequency of errors found by the Court has increased slightly from 39% to 41%. The Court notes that the national authorities could have detected and corrected the majority of errors. In most cases such errors concern accuracy; the most frequent accuracy errors relate to over-declarations of land, most of which amount individually to less than 5%.

In the Court's view, the main risks to the regularity of direct payments are that area aid is paid for ineligible land, to ineligible beneficiaries, to more than one beneficiary for the same plot of land, that entitlements are calculated incorrectly and that animal premia are paid for ineligible animals. For intervention in agricultural markets the risks to regularity are that aid is granted for ineligible or overstated costs.

The assessment of the estimated error rate for the policy group "Rural development, fisheries, environment and health" has remained stable, whereas the assessment of rural development control systems has deteriorated slightly compared to the previous year's annual report. The chapter is also critical of DG AGRI's clearance of accounts system, the reinforcement of assurance procedure and the reservation for rural development in the Annual Activity Report 2012.

Based on the results of transaction testing, the Court estimates the most likely error for the policy group "Rural development, fisheries, environment and health" to amount to 7.9%. This represents an increase of 0.2% points compared to the previous year (when the error rate for this policy group was 7.7%).

The frequency of errors found by the Court in rural development has increased from 58% to 63%. The Court notes that for the majority of errors, the national authorities had enough information to detect and correct them. Non-respect of eligibility requirements was the reason for most quantifiable errors.

In the Court's view, the main risk to regularity for the policy group as a whole is that expenditure is ineligible, due to non-compliance with often complex rules and eligibility conditions.

The main findings by the Court pertaining to agriculture and the respective replies given by the Commission concern the following domains:

For "Agriculture: market and direct support" (Chapter 3):

- Regularity of transactions (3.10-3.16; Annex 3.1);
- Member States' systems related to regularity of transactions (3.17-3.29; Annex 3.2);
- Commission's estimates of the residual error rate (3.30-3.34);
- Conclusions and recommendations, including the follow-up to previous recommendations (3.35-3.37; Annex 3.3).

For "Rural development, environment, fisheries and health" (Chapter 4):

- Regularity of transactions (4.9-4.19; Annex 4.1);
- Effectiveness of systems (4.20-4.41; Annex 4.2);

- Conclusions and recommendations, including the follow-up to previous recommendations (4.42-4.44; Annex 4.3).

Like in previous years, the Court's statement of assurance is included in Chapter 1 "Statement of Assurance and supporting information".

11.2.3. *Special Reports by the Court of Auditors*

In calendar year 2013, the Court published five special reports covering DG AGRI's activities:

- Special Report No 10/2013 “Common Agricultural Policy: Is the specific support provided under Article 68 of Council Regulation (EC) No 73/2009 well designed and implemented?” (published on 26/11/2013);
- Special Report No 12/2013 “Can the Commission and Member States show that the EU budget allocated to the rural development policy is well spent?” (published on 22/11/2013);
- Special Report No 8/2013 “Support for the Improvement of the economic value of forests from the European Agricultural Fund for Rural Development” (published on 19/09/2013);
- Special Report No 6/2013 “Have the Member States and the Commission achieved value for money with the measures for diversifying the rural economy?” (published on 17/09/2013);
- Special Report No 1/2013 "Has the EU support to the food-processing industry been effective and efficient in adding value to agricultural products?" (published on 10/04/2013).

12. BASIC RULES GOVERNING EAGF AND AMENDMENTS MADE IN 2013

12.1. Checks

- Council Regulation (EC) No 485/2008 of 26 May 2008 on scrutiny by Member States of transactions forming part of the system of financing by the European Agricultural Guarantee Fund (Codified version) (OJ L 143, 3.6.2008, p. 1);
- Commission Regulation (EC) No 4/2004 of 23 December 2003 laying down detailed rules for the application of Council Regulation (EEC) No 4045/89 on scrutiny by Member States of transactions forming part of the system of financing by the Guarantee Section of the European Agricultural Guidance and Guarantee Fund (OJ L 2, 6.1.2004, p. 3), as last amended by Regulation (EC) No 40/2006 of 10 January 2006 (OJ L 8, 13.1.2006, p. 4);
- Council Regulation (EC) No 73/2009 of 19 January 2009 establishing common rules for direct support schemes for farmers under the common agricultural policy and establishing certain support schemes for farmers, amending Regulations (EC) No 1290/2005, (EC) No 247/2006, (EC) No 378/2007 and repealing Regulation (EC) No 1782/2003 (OJ L30, 31.1.2009, p. 16), as last

amended by Regulation (EU) No 929/2013 of 26 September 2013 (OJ L 255, 27.9.2013, p. 5);

- Commission Regulation (EC) No 1122/2009 of 30 November 2009 laying down detailed rules for the implementation of Council Regulation (EC) No 73/2009 as regards cross-compliance, modulation and the integrated administration and control system, under the direct support schemes for farmers provided for that Regulation, as well as for the implementation of Council Regulation (EC) No 1234/2007 as regards cross-compliance under the support scheme provided for the wine sector (OJ L 316, 2.12.2009, p. 65), as last amended by Regulation (EU) No 426/2013 of 8 May 2013 (OJ L 127, 9.5.2013, p. 17).

12.2. Clearance of accounts

- Council Regulation (EC) No 1290/2005 of 21 June 2005 on the financing of the common agricultural policy (OJ L 209, 11.8.2005, p. 1), as last amended by Regulation (EU) No 121/2012 of 15 February 2012 (OJ L 44, 16.2.2012, p. 1);
- Commission Regulation (EC) No 885/2006 of 21 June 2006 laying down detailed rules for the application of Council Regulation (EC) No 1290/2005 as regards the accreditation of paying agencies and other bodies and the clearance of the accounts of the EAGF and of the EAFRD (OJ L 171, 23.6.2006, p. 90), as last amended by Regulation (EU) No 375/2012 of 2 May 2012 (OJ L 118, 3.5.2012, p. 4).

12.3. Public storage

(a) Basic rules

- Council Regulation (EC) No 1290/2005 of 21 June 2005 on the financing of the common agricultural policy (OJ L 209, 11.8.2005, p.1), as last amended by Regulation (EU) No 121/2012 of 15 February 2012 (OJ L 44, 16.2.2012, p. 1);
- Council Regulation (EC) No 1234/2007 of 22 October 2007 establishing a common organisation of agricultural markets and on specific provisions for certain agricultural products - Single CMO Regulation - (OJ L 299, 16.11.2007, p.1), as last amended by Regulation (EU) No 517/2013 of 13 May 2013 (OJ L 158, 10.6.2013, p.1);
- Commission Regulation (EU) No 807/2010 of 14 September 2010 laying down detailed rules for the supply of food from intervention stocks for the benefit of the most deprived persons in the Union (OJ L 242, 15.9.2010, p. 9) as last amended by Regulation (EU) No 1020/2012 of 6 November 2012 (OJ L 307, 7.11.2012, p.62);
- Commission Regulation (EC) No 884/2006 of 21 June 2006 laying down detailed rules for the application of Council Regulation (EC) No 1290/2005 as regards the financing by the European Agricultural Guarantee Fund (EAGF) of intervention measures in the form of public storage operations and the accounting of public storage operations by the paying agencies of the Member States (OJ L 171, 23.6.2006, p. 35), as last amended by Regulation (EU) No 157/2011 of 21 February 2011 (OJ L 47, 22.2.2011, p. 1);

- Commission Regulation (EU) No 1272/2009 of 11 December 2009 laying down common detailed rules for the implementation of Council Regulation (EC) No 1234/2007 as regards buying-in and selling of agricultural products under public intervention (OJ L349 29.12.2009, p. 1), as last amended by Regulation (EU) No 1333/2013 of 13 December 2013 (OJ L 335, 14.12.2013, p. 8);
- Commission Regulation (EC) No 720/2008 of 25 July 2008 laying down common detailed rules for the application of Council Regulation (EC) No 1234/2007 as regards the storage and movement of products bought in by a paying agency or an intervention agency (Codified version) (OJ L 198, 26.7.2008, p.17) as amended by Regulation (EU) No 519/2013 of 21 February 2013 (OJ L158, 10.6.2013, p.74);
- Commission Regulation (EC) No 1130/2009 of 24 November 2009 laying down common detailed rules for verifying the use and/or destination of products from intervention (OJ L310 25.11.2009, p. 5) as amended by Regulation (EU) No 1333/2013 of 13 December 2013 (OJ L 335, 14.12.2013, p. 8);

(b) Free distribution plan

- Commission Implementing Regulation (EU) No 1020/2012 of 6 November 2012 adopting the plan allocating to the Member States resources to be charged to the 2013 budget year for the supply of food from intervention stocks for the benefit of the most deprived persons in the European Union and derogating from certain provisions of Regulation (EU) No 807/2010 (OJ L 307 7.11.2012, p.62), as amended by Regulation (EU) No 1234/2013 of 2 December 2013 (OJ L 322, 3.12.2013, p. 19);

(c) Depreciation on buying in

- No depreciation on buying-in was fixed for the 2013 accounting year.

(d) Additional depreciation at the end of the financial year

- No depreciation at the end of the 2013 financial year was fixed;

(e) Uniform interest rate for reimbursing Member States' financing costs

- Commission Implementing Regulation (EU) No 938/2012 of 12 October 2012 fixing the interest rates to be used for calculating the costs of financing intervention measures comprising buying-in, storage and disposal for the 2013 EAGF accounting year (OJ L 280, 13.10.2012, p. 3);

(f) Standard amounts for reimbursing physical storage operations

- Commission Decision C(2012) 5708 final of 20 August 2012 (not published) fixing, for the 2013 financial year, the standard amounts to be used for financing physical operations arising from the public storage of agricultural products.

(g) Declaration rules

- Commission Regulation (EC) No 883/2006 of 21 June 2006 laying down detailed rules for the application of Council Regulation (EC) No 1290/2005 as regards the keeping of accounts by the paying agencies, declarations of expenditure and revenue and the conditions for reimbursing expenditure under the EAGF and the EAFRD (OJ L171, 23.6.2006, p.1) as last amended by Regulation (EU) No 398/2013 of 30 April 2013 (OJ L 120, 1.5.2013, p. 9);
- Commission Regulation (EC) No 885/2006 of 21 June 2006 laying down detailed rules for the application of Council Regulation (EC) No 1290/2005 as regards the accreditation of paying agencies and other bodies and the clearance of the accounts of the EAGF and of the EAFRD (OJ L171, 23.6.2006, p. 90) as last amended by Regulation (EU) No 375/2012 of 2 May 2012 (OJ L 118, 3.5.2012, p. 4).

13. ANNEXES

ANNEXES

General

1. EAGF budgetary procedure for 2013
2. Part of EAGF budget in the EU budget, 2007 to 2013

Cash position and management of appropriations

3. Summary of outturn for 2013
4. Monthly reimbursements to Member States in the 2013 financial year
5. Payments under direct management by the European Commission in the 2013 financial year. (Differentiated Appropriations)
6. Payments under direct management by the European Comm. in the 2013 financial year. (Non-Differentiated Appropriations)

Budget outturn

7. EAGF 2013 Analysis of budget execution – Summary Table
8. EAGF 2013 Analysis of budget execution – Detail Table
9. EAGF 2013 Analysis of execution of assigned revenue C4
10. EAGF 2013 Analysis of execution of assigned revenue C5
11. EAGF 2013 Veterinary & Plant Health measures - Budget execution financed by EAGF
12. EAGF 2013 Veterinary & Plant Health measures - Budget execution by MS financed by EAGF
13. EAGF 2013 Expenditure for direct aids by measure and by Member State
14. EAGF 2013 Expenditure for export refunds by Member State
15. EAGF 2013 Expenditure for intervention in storage
16. EAGF 2013 Expenditure by Member State, by item and by fund source
17. EAGF 2013 Breakdown of expenditure by type
18. EAGF 2013 Expenditure by sector according to the economic nature of the measures
19. EAGF 2013 Quantity & value of products in public intervention stores
20. Evolution of EAGF Expenditure by article of the budget. Financial years 2007 to 2013
21. Evolution of EAGF Expenditure by sector and type of action. Financial years 2007 to 2013
22. Evolution of EAGF Expenditure by sector. Summary table. Financial years 2007 to 2013
23. Evolution of EAGF Expenditure by sector and in % terms. Financial years 2007 to 2013
24. Evolution of EAGF Expenditure by Member State & in % terms. Financial years 2008 to 2013
25. Evolution of EAGF Direct aids expenditure by measure. Financial years 2007 to 2013
26. Evolution of EAGF Direct aids expenditure by sector. Financial years 2007 to 2013
27. Evolution of EAGF Direct aids expenditure by article of budget. Financial years 2007 to 2013
28. Evolution of EAGF Total direct aids expenditure. Financial years 2007 to 2013
29. Evolution of EAGF Export refunds expenditure by sector. Financial years 2007 to 2013
30. Evolution of EAGF Export refunds expenditure by MS. Financial years 2007 to 2013
31. Evolution of EAGF Storage expenditure. Analytical table. Financial years 2007 to 2013
32. Evolution of the breakdown of EAGF expenditure. Financial years 2007 to 2013
33. EAGF 2013 Expenditure. Details by sub-item and by Member State

Clearance of accounts

34. Appeals against Clearance of Accounts Decisions pending on 15 October 2013
 35. Financial corrections (Decisions 1 - 42) by decision and financial year
-

ANNEX 1
 EAGF Budgetary procedure for 2013

Article Chapter Title	Heading	In EUR Million											
		DB ...		Council position		DB EP... position		Amending Letter		New DB		BUDGET	
		CA·	PA··	CA·	PA··	CA·	PA··	CA·	PA··	CA·	PA··	CA·	PA··
05 01	ADMINISTRATIVE EXPENDITURE OF POLICY AREA AGRICULTURE AND RURAL DEVELOPMENT	8.91	8.91	8.91	8.91	8.91	8.91	8.91	8.91	8.91	8.91	8.91	8.91
05 01 04	Support expenditure for operations of Policy Area Agriculture (1)	8.91	8.91	8.91	8.91	8.91	8.91	8.91	8.91	8.91	8.91	8.91	8.91
05 02	INTERVENTIONS IN AGRICULTURAL MARKETS	2 812.34	2 812.44	2 768.34	2 768.44	2 812.54	2 812.64	2 771.44	2 771.54	2 771.44	2 771.54	2 771.44	2 771.53
05 02 01	Cereals	0.10	0.10	0.10	0.10	0.10	0.10	0.20	0.20	0.20	0.20	0.20	0.20
05 02 02	Ribe	pm	pm	pm	pm	pm	pm	pm	pm	pm	pm	pm	pm
05 02 03	Returns on non-Annex 1 products	10.00	10.00	10.00	10.00	5.00	5.00	8.00	8.00	8.00	8.00	8.00	8.00
05 02 04	Food programmes	500.10	500.10	500.10	500.10	500.10	500.10	500.10	500.10	500.10	500.10	500.10	500.10
05 02 05	Sugar	0.10	0.10	0.10	0.10	0.10	0.10	0.10	0.10	0.10	0.10	0.10	0.10
05 02 06	Olive oil	45.10	45.10	45.10	45.10	45.10	45.10	62.10	62.10	62.10	62.10	62.10	62.10
05 02 07	Textile plants	20.00	20.00	20.00	20.00	20.00	20.00	20.00	20.00	20.00	20.00	20.00	20.00
05 02 08	Fruit and vegetables (2)	692.00	692.00	656.00	656.00	744.00	744.00	611.00	611.00	611.00	611.00	611.00	611.00
05 02 09	Products of wine-growing sector	1 051.60	1 051.60	1 051.60	1 051.60	1 051.60	1 051.60	1 071.60	1 071.60	1 071.60	1 071.60	1 071.60	1 071.60
05 02 10	Promotion	59.04	59.14	51.04	51.14	66.04	66.14	61.04	61.14	61.04	61.14	61.04	61.13
05 02 11	Other plant products/measures	226.00	226.00	226.00	226.00	226.00	226.00	233.00	233.00	233.00	233.00	233.00	233.00
05 02 12	Milk and milk products	75.20	75.20	75.20	75.20	78.40	78.40	83.20	83.20	83.20	83.20	83.20	83.20
05 02 13	Beer and veal	29.10	29.10	29.10	29.10	12.10	12.10	7.10	7.10	7.10	7.10	7.10	7.10
05 02 14	Sheepmeat and goatmeat	pm	pm	pm	pm	pm	pm	pm	pm	pm	pm	pm	pm
05 02 15	Pigmeat, eggs and poultry, bee-keeping and other animal products	104.00	104.00	104.00	104.00	64.00	64.00	114.00	114.00	114.00	114.00	114.00	114.00
05 03	DIRECT AIDS	41 026.90	41 026.90	41 003.90	41 003.90	41 026.90	41 026.90	40 931.90	40 931.90	40 931.90	40 931.90	40 931.90	40 931.90
05 03 01	Decoupled direct aids (3)	38 168.00	38 168.00	38 168.00	38 168.00	38 168.00	38 168.00	38 076.00	38 076.00	38 076.00	38 076.00	38 076.00	38 076.00
05 03 02	Other direct aids	2 857.90	2 857.90	2 834.90	2 834.90	2 857.90	2 857.90	2 854.90	2 854.90	2 854.90	2 854.90	2 854.90	2 854.90
05 03 03	Additional amounts of aid	1.00	1.00	1.00	1.00	1.00	1.00	1.00	1.00	1.00	1.00	1.00	1.00
05 04	RURAL DEVELOPMENT	0.00	0.00	0.00	0.00	0.00	0.00	0.00	0.00	0.00	0.00	0.00	0.00
05 04 01	Rural development financed by the EAGGF-Guarantee section - Programming period 2000-2006 (4)	pm	pm	pm	pm	pm	pm	pm	pm	pm	pm	pm	pm
05 04 03	Other measures: Plant and animal genetic resources	pm	pm	pm	pm	pm	pm	pm	pm	pm	pm	pm	pm
05 07	AUDIT OF AGRICULTURAL EXPENDITURE	-47.00	-47.00	-311.00	-311.00	-91.00	-91.00	59.10	59.10	15.10	15.10	-84.90	-84.90
05 07 01	Control of agricultural expenditure (5)	-49.20	-49.20	-313.20	-313.20	-93.20	-93.20	59.10	59.10	15.10	15.10	-84.90	-84.90
05 07 02	Settlement of disputes	2.20	2.20	2.20	2.20	2.20	2.20	pm	pm	pm	pm	pm	pm
05 08	POLICY STRATEGY AND COORDINATION OF POLICY AREA AGRICULTURE & RURAL DEVELOPMENT	27.31	32.79	23.31	28.79	27.31	32.79	27.31	32.79	27.31	32.79	27.31	32.53
05 08 01	Farm Accountancy Data Network (FADN)	14.64	14.52	14.64	14.52	14.64	14.52	14.64	14.52	14.64	14.52	14.64	14.35
05 08 02	Surveys on the structure of agricultural holdings	0.45	5.95	0.45	5.95	0.45	5.95	0.45	5.95	0.45	5.95	0.45	5.88
05 08 03	Restructuring of systems for agricultural surveys	1.55	1.65	1.55	1.65	1.55	1.65	1.55	1.65	1.55	1.65	1.63	1.63
05 08 06	Enhancing public awareness of the common agricultural policy	8.00	8.00	4.00	8.00	8.00	8.00	8.00	8.00	8.00	8.00	8.00	8.00
05 08 09	EAGF - Operational/technical assistance	2.67	2.67	2.67	2.67	2.67	2.67	2.67	2.67	2.67	2.67	2.67	2.67
EAGF under policy area 05 (Agriculture and rural development)		43 828.46	43 834.04	43 493.46	43 499.04	43 784.66	43 790.24	43 798.66	43 804.24	43 754.66	43 760.24	43 654.66	43 659.97
EAGF under policy area 11 (Maritime affairs and fisheries)		27.22	27.23	27.22	27.23	27.22	27.23	27.22	27.23	27.22	27.23	27.22	26.92
EAGF under policy area 17 (Health and consumer protection)		274.67	251.67	274.67	250.17	274.67	251.67	274.67	251.67	274.67	251.67	274.67	247.30
TOTAL 2013 EAGF APPROPRIATIONS		44 130.35	44 112.93	43 795.35	43 776.43	44 086.55	44 069.13	44 100.55	44 083.13	44 056.55	44 039.13	43 956.55	43 934.19

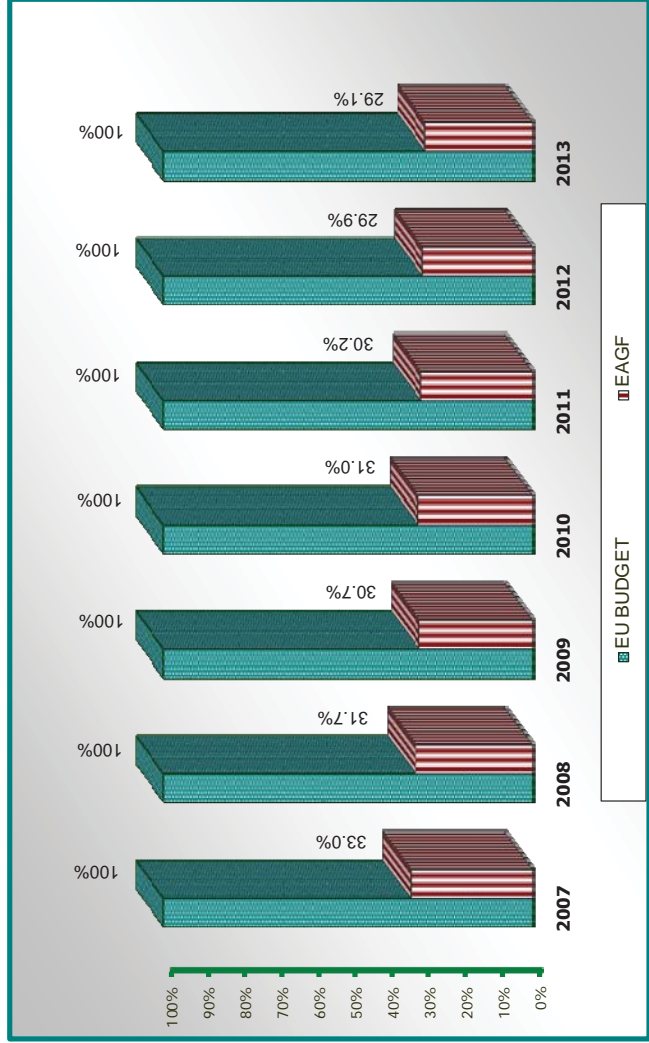
(1) The budget item concerning EAGF is 05 01 04 01.
 (2) Additional needs to be covered by assigned revenue: for the DB estimated at EUR 400 million, for the AL, the new DB and the Budget estimated at EUR 500 million
 (3) Additional needs to be covered by assigned revenue: for the DB estimated at EUR 932.8 million, for the AL, the new DB and the Budget estimated at EUR 1 033 million
 (4) Rural Development financed by the ex-European Agricultural Guidance and Guarantee Fund-Guarantee section (EAGGF) - Programming period 2000-2006
 (5) The budget items concerning EAGF are: 05 07 01 02, 05 07 01 06 and 05 07 01 07.
 * CA : Commitment Appropriations
 ** PA : Payment Appropriations
 *** DB: Draft Budget
 **** EP: European Parliament

ANNEX 2

**PART OF THE EUROPEAN AGRICULTURAL GUARANTEE FUND - EAGF IN THE EUBUDGET
 2007 to 2013 FINANCIAL YEARS**

Commitment Appropriations

	2007	2008	2009	2010	2011	2012	2013
European Union BUDGET	100%	100%	100%	100%	100%	100%	100%
European Agricultural Guarantee Fund	33.0%	31.7%	30.7%	31.0%	30.2%	29.9%	29.1%



Annex 3
 Summary of outturn for 2013

EAGF - BUDGET

in EUR				
Expenditure section of budget (1)	Commitment appropriations	Payment appropriations	Revenue section of budget (AR) (2)	Estimates
1. Initial appropriations for EAGF of which	43 956 548 610.00	43 934 188 711.00	1. Conformity clearance	389 000 000.00
1a. Appropriations under shared management	43 610 600 000.00	43 610 600 000.00	2. Irregularities	161 000 000.00
1b. Appropriations under direct management (3)	345 948 610.00	323 588 711.00	3. Superlevy from milk producers	78 000 000.00
2. Amending budget			Total forecasted assigned revenue	628 000 000.00
3. Transfer to / out of EAGF in the year	-7 944 450.00	-12 869 715.10		
4. Final appropriations for EAGF of which	43 948 604 160.00	43 921 318 995.90		
4a. Appropriations under shared management	43 610 250 000.00	43 610 250 000.00		
4b. Appropriations under direct management	338 354 160.00	311 068 995.90		

(1) Appropriations entered in the 2013 budget taking into account the assigned revenue to be collected in 2013 and the one carried over from 2012 to 2013 in accordance with Article 14 of Regulation (EU, EURAROM) No 966/2012

(2) AR: Assigned revenue. There are no amounts of revenue entered on the revenue line (p.m.), but the forecast amount is indicated in the budget remarks

(3) 79% of commitment appropriations concern DG SANCO. The rest concern DG AGRI (13 %) and DG MARE (8 %)

EAGF - EXECUTION

in EUR		
Summary of execution	Execution of commitment appropriations	Execution of payment appropriations
Shared management (4)	44 961 909 263.95	44 961 909 263.95
Expenditure under direct management (5)	340 229 347.87	312 088 996.62
Total	45 302 138 611.82	45 273 998 260.57

(4) Committed amounts. Commitment and payment less assigned revenue received: EUR 44 132 955 071.43

(5) Includes commitment and payments made for assigned revenue collected in 2013, assigned revenue carried over from previous year and other appropriations amounts carried over (EUR 7 707 196.38 for commitments and EUR 19 908 422.64 for payments)

in EUR	
Assigned Revenue	
Forecasted revenue	628 000 000.00
Revenue received	828 954 192.52
Difference	200 954 192.52

in EUR			
Expenditure under shared management			
	Initial appropriations (C1)	Appropriations from AR (C4)	Carry over of appropriations from AR of 2012 (C5)
Appropriations	43 610 600 000.00	828 954 192.52	1 245 622 304.36
Execution (6)	43 597 545 826.68	118 741 132.91	1 245 622 304.36
Appropriations cancelled	13 054 173.32	-	-
Carry over to 2014	-	710 213 059.61	-

(6) Commitment appropriations = payment appropriations

in EUR				
Expenditure under direct management				
	Commitment appropriations	Decommitments	Payments appropriations	Carry over to 2014 (8)(9)
1. Appropriations (C1) including transfers to / out EAGF (7)	338 354 160.00		311 068 995.90	-
2. Execution (C1)	332 522 151.49		292 180 573.98	13 121 493.82
3. Appropriations cancelled	5 832 008.51		3 911 831.14	-

(7) Includes transfers to / out EAGF: EUR -7 594 450,00 for commitment appropriations and EUR -12 519 715,10 for payment appropriations

(8) Carry over to 2014 only for non differentiated appropriations

in EUR				
Expenditure under direct management - Carry over from 2012 to 2013 (non differentiated appropriations)	Commitment appropriations	Decommitments	Payments	Cancelled (9)
Carried over appropriations	16 139 126.02	1 311 657.89	14 648 832.24	167 063.82

(9) For budget items under titles 11 and 17, the amounts left over from 2013 execution were carried over into budget items which belong to financial heading 2 (non-EAGF) and financial heading 3 respectively.

ANNEX 4

Monthly reimbursements to Member States in the 2013 financial year

TO PAY in EUR	2012.11 January	2012.12 February	2013.01 March	2013.02 April	2013.03 May	2013.04 June	2013.05 July	2013.06 August	2013.07 September	2013.08 October	2013.09 November	2013.10 December	2013 Compl. Payment	Financial year 2013
BE	302 345 993	237 418 350	262 898	8 165 464	14 728 024	8 115 874	6 897 638	14 231 459	3 236 719	18 591 292	565 986	20 799 445	2 563	635 401 707
BG	-54 265	21 897 168	-4 894 911	430 217 337	3 253 815	37 009 700	2 997 527	-4 312 638	2 656 738	2 227 104	10 108 849	19 612 094	0	520 718 517
CZ	365 361 475	403 019 580	20 867 383	20 034 678	4 916 807	2 812 429	4 762 336	926 364	1 180 287	3 214 219	1 884 323	3 303 457	0	832 283 338
DK	461 152	882 542 729	15 952 285	27 235 837	9 437 698	1 183 342	949 567	993 579	95 120	-118 812	36 608	-7 334 795	3 753	931 438 063
DE	-2 537 062	5 224 351 135	16 967 860	8 810 384	8 840 768	3 875 553	6 206 339	5 566 668	11 372 927	20 888 190	21 125 492	457 782	0	5 325 926 034
EE	8 970	91 824 057	111 581	179 625	36 499	181 828	83 615	26 445	846 048	925 919	920 987	61 762	0	95 207 335
IE	587 646 101	614 836 492	9 410 623	5 601 559	6 747 621	1 798 764	2 108 464	2 670 045	-50 887	730 313	919 637	-3 800 040	0	1 228 618 692
EL	974 869 250	1 010 961 539	916 816	2 567 829	195 880 267	78 854 028	4 176 059	22 647 364	9 989 749	2 475 759	4 055 691	33 746 422	0	2 341 140 772
ES	2 351 728 317	2 470 655 792	114 154 531	67 484 227	171 439 880	-9 850 287	77 900 070	242 057 612	32 359 895	6 814 957	115 082 960	171 115 356	0	5 810 943 311
FR	3 818 661 942	3 866 906 928	55 274 693	45 294 716	181 794 323	39 092 738	106 898 146	218 968 039	32 848 501	30 023 428	83 558 048	98 176 263	0	8 577 517 765
HR									0	0	0	0	0	0
IT	1 742 661 428	515 471 566	1 024 791 168	399 571 054	131 802 226	-3 399 123	83 294 420	228 685 030	52 106 806	54 222 373	101 783 403	199 929 319	0	4 530 939 671
CY	-956 943	308 557	19 091 674	20 770 498	142 063	3 331 034	245 062	1 002 044	1 378 345	1 405 036	505 390	1 596 597	0	48 819 359
LV	41 445 570	48 876 808	8 353 624	16 556 344	11 128 079	9 930 811	2 005 847	7 387 119	915 430	62 193	158 690	793 533	0	147 614 050
LT	125 794 867	11 118 068	17 237 269	135 638 181	22 820 235	19 049 238	6 781 529	2 988 604	3 050 503	978 177	1 116 512	357 323	0	346 930 505
LU	-415 101	33 354 144	94 300	25 687	-6 183	83 421	13 749	215 758	150 448	65 480	38 889	62 361	0	33 682 954
HU	526 418 157	17 424 225	432 503 128	131 049 437	18 841 674	35 963 657	53 321 788	6 597 945	20 494 717	8 079 322	3 233 992	-2 993 914	-1 716 239	1 249 217 889
MT	5 940	63 731	1 522 096	3 195 881	36 457	94 495	24 301	79 274	187 814	602	93 658	254 256	0	5 558 505
NL	2 629 588	661 516 220	50 687 284	66 504 870	27 076 543	23 448 378	9 512 106	6 206 765	12 039 233	2 636 808	2 267 850	18 924 181	0	883 449 825
AT	-34 015 309	592 835 483	1 355 233	5 920 512	77 910 218	18 232 291	423 875	2 551 542	1 227 774	1 153 067	20 161 090	3 835 466	0	691 591 241
PL	32 896 059	267 340 690	987 036 788	651 957 678	451 642 441	279 309 918	172 119 997	158 759 787	34 887 666	46 681 136	80 193 883	-14 890 434	0	3 147 935 629
PT	310 750 600	254 434 881	13 468 757	25 251 785	11 086 712	14 753 858	24 395 013	36 417 022	10 491 509	12 698 196	26 808 490	21 908 941	-3 700	762 462 064
RO	542 138 948	1 196 342	-7 391 547	351 401	521 927 191	23 986 861	5 562 737	23 425 733	990 720	1 280 770	1 602 000	59 632 539	-6 918	1 174 696 576
SI	10 401 822	-9 286	71 492 582	35 988 258	11 428 230	1 280 712	156 567	564 716	413 378	152 248	1 790 660	340 969	0	134 000 855
SK	833 943	336 365 540	-1 056	11 513 121	2 318 339	1 035 564	1 572 485	1 938 763	1 340 460	1 036 518	433 768	2 878 241	0	361 265 717
FI	641 430	514 646 222	1 906 304	551 969	380 073	16 905 766	1 755 245	1 165 392	833 960	128 474	68 519	-3 244 872	0	535 738 481
SE	-18 110 743	667 273 601	7 315 529	2 414 829	2 899 600	5 867 610	4 331 154	814 078	113 382	596 965	-33 286	3 422 294	0	676 905 014
UK	-27 625 886	2 870 077 597	197 031 679	93 164 656	48 163 894	-65 912 069	15 710 416	20 779 152	-3 281 893	4 646 105	3 098 088	-52 900 534	0	3 102 951 204
TOTAL	11 654 026 242	21 616 708 158	3 055 518 574	2 216 037 818	1 936 673 495	547 036 211	594 206 060	1 003 343 661	231 875 368	221 605 836	481 600 178	576 044 011	-1 720 541	44 132 955 071

ANNEX 5

Payments carried out under direct management by the European Commission during financial year 2013
 (differentiated appropriations)

in EUR

Direct management payments on the appropriations of the 2013 Budget				
Budget item concerning certain agricultural measures	Commitment appropriations 2013	Commitments	Payment appropriations	Amounts charged (payments)
05 02 10 02	1 390 000.00	1 346 726.99	1 301 798.00	1 301 657.90
05 04 03 02	pm	0.00	pm	0.00
05 08 01 00	14 594 405.00	14 521 070.69	14 021 780.00	14 018 716.31
05 08 02 00	450 000.00	226.41	5 881 094.00	5 790 809.21
05 08 03 00	1 550 687.00	1 539 658.38	1 570 919.00	1 548 203.44
11 02 01 01	16 500 000.00	16 444 939.73	7 405 775.00	7 111 519.36
11 02 03 01	14 996 768.00	14 996 768.00	14 264 479.30	12 778 711.35
17 04 01 01	190 000 000.00	190 000 000.00	182 755 678.87	182 747 775.22
17 04 02 01	14 000 000.00	13 440 002.64	8 933 541.49	8 933 541.09
17 04 03 01	10 000 000.00	8 001 814.18	5 696 262.11	5 696 262.11
17 04 04 01	11 000 000.00	10 231 734.78	11 456 342.25	11 327 180.44
17 04 07 01	34 000 000.00	33 911 664.32	27 909 025.88	27 815 242.96
TOTAL	308 481 860.00	304 434 606.12	281 196 695.90	279 069 619.39
Direct management payments on not-automatically carried over appropriations from financial year 2012 to financial year 2013				
Budget item concerning certain agricultural measures	Carryovers	Commitments	Payment appropriations	Amounts charged (payments)
C2				
05 08 02 00	0.00	0.00	3 656 020.23	1 737 129.28
C4				
17 04 01 01	1 796 435.73	1 650 772.56	1 796 435.73	1 737 093.51
17 04 02 01	696 834.67	309 284.11	696 834.67	696 834.67
17 04 03 01	77 537.41	0.00	77 537.41	70 000.00
17 04 04 01	186 883.79	0.00	186 883.79	186 248.81
17 04 07 01	47 981.10	0.00	47 981.10	47 981.10
C5				
05 08 02 00	59 066.99	0.00	0.00	0.00
17 04 01 01	5 741 348.92	5 741 348.92	784 039.29	784 039.29
17 04 07 01	0.00	0.00	263.74	263.74
TOTAL	8 606 088.61	7 701 405.59	7 245 995.96	5 259 590.40

ANNEX 6

Payments carried out under direct management by the European Commission during financial year 2013 (non-differentiated appropriations)

in EUR

Direct management payments on the appropriations of the 2013 Budget					
Budget item concerning certain agricultural measures	Appropriations 2013	Commitments	Cancelled commitment appropriations	Amounts charged (payments)	Automatic carryovers (1)
05 01 04 01	8 909 500.00	7 207 630.76	1 701 869.24	1 789 842.75	5 417 788.01
05 07 01 02	6 800 000.00	6 799 762.44	237.56	6 080 912.72	718 849.72
05 08 06 00	8 000 000.00	7 956 814.54	43 185.46	1 974 603.57	5 982 210.97
05 08 09 00	2 712 250.00	2 712 169.12	80.88	1 709 524.00	1 002 645.12
11 01 04 08	780 550.00	780 550.00	0.00	117 140.00	-
17 01 04 01	600 000.00	582 609.46	17 390.54	6 226.72	-
17 01 04 05	600 000.00	597 590.71	2 409.29	228 462.75	-
17 01 04 07	300 000.00	280 418.34	19 581.66	34 242.08	-
17 01 04 31	1 170 000.00	1 170 000.00	0.00	1 170 000.00	-
TOTAL	29 872 300.00	28 087 545.37	1 784 754.63	13 110 954.59	13 121 493.82
Direct management payments on not-automatically carried over appropriations from financial year 2012 to financial year 2013					
Budget item concerning certain agricultural measures	Carryovers	Commitments	Available appropriations	Amounts charged (payments)	Still to be charged (1)
C4					
17 01 04 05	10 641.70	5 790.79	4 850.91	0.00	-
TOTAL	10 641.70	5 790.79	4 850.91	0.00	-
Direct management payments on automatically carried over appropriations from financial year 2012 to financial year 2013					
Budget item concerning certain agricultural measures	Commitments carryovers	Decommitments	Total commitments remaining carryovers	Amounts charged (payments)	Appropriations lapsing (1)
05 01 04 01	5 981 941.60	10 813.38	5 971 128.22	5 971 094.93	33.29
05 07 01 02	1 036 927.59	0.00	1 036 927.59	922 602.64	114 324.95
05 08 06 00	6 242 377.03	1 294 228.75	4 948 148.28	4 895 442.70	52 705.58
05 08 09 00	1 049 559.69	0.00	1 049 559.69	1 049 559.69	0.00
11 01 04 08	529 453.00	0.00	529 453.00	529 453.00	-
17 01 04 01	593 593.12	600.00	592 993.12	589 531.73	-
17 01 04 05	481 221.99	6 015.76	475 206.23	474 640.55	-
17 01 04 07	224 052.00	0.00	224 052.00	216 507.00	-
TOTAL	16 139 126.02	1 311 657.89	14 827 468.13	14 648 832.24	167 063.82

(1) For budget items under titles 11 and 17, the amounts left over from 2013 execution were carried over into budget items which belong to financial heading 2 (non-EAGF) and financial heading 3 respectively.

ANNEX 7
ANALYSIS OF BUDGETARY EXECUTION - 2013 FINANCIAL YEAR - Summary Table

T. C. A.	HEADING	ADOPTED BUDGET 2013 (1)	ASSIGNED REVENUE (2)	TRANSFERS (3)	TOTAL AVAILABLE APPROPRIATIONS (4) = (1) + (2) + (3)	EXECUTION 2013 (1) (5)	DIFFERENCE EXECUTION / TOTAL AVAILABLE APPROPRIATIONS AFTER CARRY OVER TO 2014 OF (6) = (4) - (5)	ASSIGNED REVENUE CARRIED OVER TO 2014 (2) (7)	DIFFERENCE EXECUTION / TOTAL AVAILABLE APPROPRIATIONS AFTER CARRY OVER TO 2014 OF (8) = (6) - (7)	% EXECUTION / TOTAL AVAILABLE APPROPRIATIONS AFTER CARRY OVER TO 2014 OF (9) = (5) / (7) / (4)
05 01	ADMINISTRATIVE EXPENDITURE OF AGRICULTURE AND RURAL DEVELOPMENT POLICY AREA	8 909 500	0	0	8 909 500	7 207 631	1 701 869	0	1 701 869	81%
05 01 04	Support expenditure **	8 909 500	0	0	8 909 500	7 207 631	1 701 869	0	1 701 869	81%
05 02	INTERVENTIONS IN AGRICULTURAL MARKETS	2 771 440 000	532 464 435	162 650 000	3 466 554 435	3 193 228 900	273 325 535	270 258 867	3 066 668	100%
05 02 01	Cereals	200 000	0	0	200 000	88 079	111 921	0	111 921	44%
05 02 02	Rice	8 000 000	0	-3 100 000	4 900 000	4 879 805	20 195	0	20 195	100%
05 02 03	Refunds on non-Annex I products	500 100 000	0	-8 400 000	491 700 000	491 528 729	171 271	0	171 271	100%
05 02 04	Food programmes	100 000	0	0	100 000	-146 768	246 768	0	246 768	-
05 02 05	Sugar	62 100 000	0	-1 000 000	61 100 000	60 938 529	161 471	0	161 471	100%
05 02 06	Olive oil	20 000 000	0	-1 000 000	19 000 000	17 140 277	59 723	0	59 723	100%
05 02 07	Textile plants	20 000 000	0	-2 800 000	17 200 000	17 140 277	59 723	0	59 723	100%
05 02 08	Fruits and vegetables	611 000 000	0	264 950 000	1 408 414 435	1 138 086 328	1 044 232 068	270 258 867	69 240	100%
05 02 09	Products of the wine-growing sector	1 071 600 000	532 464 435	-27 200 000	1 044 232 068	1 044 232 068	167 932	0	167 932	100%
05 02 10	Promotion	61 040 000	0	-9 500 000	51 540 000	51 475 805	64 195	0	64 195	100%
05 02 11	Other plant products/measures	233 000 000	0	-4 600 000	228 400 000	227 645 291	754 709	0	754 709	100%
05 02 12	Milk and milk products	83 200 000	0	-12 600 000	70 600 000	70 349 488	250 502	0	250 502	100%
05 02 13	Beef and Veal	7 100 000	0	0	7 100 000	6 489 188	610 812	0	610 812	91%
05 02 14	Sheepmeat and goatmeat	p.m.	0	0	0	0	0	0	0	100%
05 02 15	Pigmeat, eggs & poultry, bee-keeping & other animal products	114 000 000	0	-33 100 000	80 900 000	80 522 072	377 928	0	377 928	100%
05 03	DIRECT AIDS	40 931 900 000	1 542 112 062	-366 450 000	42 107 562 062	41 658 276 626	448 285 436	439 954 193	9 331 244	100%
05 03 01	Decoupled direct aids	38 076 000 000	1 542 112 062	-334 000 000	39 284 112 062	38 842 109 088	442 002 975	439 954 193	2 048 782	100%
05 03 02	Other direct aids	2 854 900 000	0	-32 450 000	2 822 450 000	2 815 994 602	6 455 398	0	6 455 398	100%
05 03 03	Additional amounts of aid	1 000 000	0	0	1 000 000	172 936	827 064	0	827 064	17%
05 04	RURAL DEVELOPMENT	0	0	-900 000	-900 000	-1 027 620	127 620	0	127 620	-
05 04 01	Rural development financed by the EAGF Guarantee Section - Programming period 2000 - 2006	p.m.	0	-900 000	-900 000	-1 027 620	127 620	0	127 620	-
05 04 03	Other measures	p.m.	0	0	0	0	0	0	0	-
05 07	AUDIT OF AGRICULTURAL EXPENDITURE	-84 900 000	0	204 700 000	119 800 000	119 577 848	222 152	0	222 152	100%
05 07 01	Control of agricultural expenditure	-84 900 000	0	204 350 000	119 450 000	119 252 884	197 116	0	197 116	100%
05 07 02	Settlement of disputes	p.m.	0	350 000	350 000	324 964	25 036	0	25 036	93%
05 08	POLICY STRATEGY AND COORDINATION OF AGRICULTURE AND RURAL DEVELOPMENT POLICY AREA	27 307 342	59 067	0	27 366 409	26 729 939	636 470	0	636 470	98%
05 08 01	Farm Accountancy Data Network (FADN)	14 636 655	0	-42 250	14 594 405	14 521 071	73 334	0	73 334	99%
05 08 02	Surveys on the structure of agricultural holdings	450 000	59 067	0	509 067	226	508 841	0	508 841	0%
05 08 03	Restructuring of systems for agricultural surveys	1 550 687	0	0	1 550 687	1 539 658	11 029	0	11 029	99%
05 08 06	Enhancing public awareness of the common agricultural policy	8 000 000	0	0	8 000 000	7 956 815	43 185	0	43 185	99%
05 08 09	EAGF - Operational technical assistance	2 670 000	10 642	42 250	2 712 250	2 712 169	81	0	81	100%
11 01	ADMINISTRATIVE EXPENDITURE OF THE MARITIME AFFAIRS AND FISHERIES' POLICY AREA	725 000	0	55 550	780 550	780 550	0	0	0	100%
11 01 04	Support expenditure for operations in the Maritime affairs and fisheries' policy area	725 000	0	55 550	780 550	780 550	0	0	0	100%
11 02	FISHERIES MARKETS	26 496 768	0	5 000 000	31 496 768	31 441 708	55 060	0	55 060	100%
11 02 01	Intervention in fishery products	11 500 000	0	5 000 000	16 500 000	16 444 940	55 060	0	55 060	100%
11 02 03	Fisheries programme for the outermost regions	14 996 768	0	0	14 996 768	14 996 768	0	0	0	100%
17 01	ADMINISTRATIVE EXPENDITURE OF HEALTH AND CONSUMER PROTECTION POLICY AREA	2 670 000	10 642	0	2 680 642	2 636 409	44 232	0	44 232	98%
17 01 04	Support expenditure for operations of 'Health and consumer protection' Policy Area	2 670 000	10 642	0	2 680 642	2 636 409	44 232	0	44 232	98%
17 04	FOOD SAFETY, ANIMAL HEALTH, ANIMAL WELFARE & PLANT HEALTH	200 000 000	8 547 022	-13 000 000	267 547 022	263 286 622	4 260 400	0	4 260 400	98%
17 04 01	Animal disease eradication and monitoring programmes and monitoring of the physical conditions of animals that could pose a public health risk linked to an external factor	200 000 000	7 537 785	-10 000 000	197 537 785	197 392 121	145 663	0	145 663	100%
17 04 02	Other measures in the veterinary, animal welfare and public health field	14 000 000	696 835	0	14 696 835	13 749 287	947 548	0	947 548	94%
17 04 03	Emergency fund for veterinary complaints and other animal contaminations which are a risk to public health	10 000 000	77 537	0	10 077 537	8 001 814	2 075 723	0	2 075 723	79%
17 04 04	Plant health measures	14 000 000	186 884	-3 000 000	11 186 884	10 231 735	955 149	0	955 149	91%
17 04 07	Feed and food safety and related activities	34 000 000	47 981	0	34 047 981	33 911 664	136 317	0	136 317	100%
TOTAL 2013 EAGF - European Agricultural Guarantee Fund										
		43 956 548 610	2 083 193 227	-7 944 450	46 031 797 387	45 302 138 612	729 658 775	710 213 060	19 445 716	100%

(*) T = Title / C = Chapter / A = Article.

(1) Out of total execution of EUR 265 923 031 for title 17, EUR 7 707 196 relates to assigned revenue.

(2) For budget items under titles 11 and 17, the amounts left over from 2013 execution were carried over into budget items which belong to financial heading 2 (non-EAGF) and financial heading 3 respectively.

(**) The budget item concerning EAGF is 05 01 04 01.

ANNEX 8
 ANALYSIS OF BUDGETARY EXECUTION - 2013 FINANCIAL YEAR - Detail Table

Commitment Appropriations		In EUROS								
F P T C A I	HEADING	ADOPTED BUDGET 2013	ASSIGNED REVENUE	T RANSFERS	TOTAL AVAILABLE APPROPRIATIONS	EXECUTION 2013 (2)	DIFFERENCE EXECUTION / TOTAL AVAILABLE APPROPRIATIONS	ASSIGNED REVENUE CARRIED OVER TO 2014 (3)	DIFFERENCE EXECUTION / TOTAL AVAILABLE APPROPRIATIONS AFTER CARRY OVER TO 2014 OF ASSIGNED REVENUE	% EXECUTION / TOTAL AVAILABLE APPROPRIATIONS AFTER CARRY OVER TO 2014 OF ASSIGNED REVENUE
		(1)	(2)	(3)	(4) = (1) + (2) + (3)	(5)	(6) = (4) - (5)	(7)	(8) = (6) - (7)	(9) = (5) + (7) / (4)
05	AGRICULTURE AND RURAL DEVELOPMENT	43 654 656 842	2 074 635 564	0	45 729 292 406	45 003 993 323	725 299 083	710 213 060	15 086 023	100%
05 01	ADMINISTRATIVE EXPENDITURE OF AGRICULTURE AND RURAL DEVELOPMENT POLICY AREA	8 909 500	0	0	8 909 500	7 207 631	1 701 869	0	1 701 869	81%
05 01 04	Support expenditure	8 909 500	0	0	8 909 500	7 207 631	1 701 869	0	1 701 869	81%
2	05 01 04 01	8 909 500	0	0	8 909 500	7 207 631	1 701 869	0	1 701 869	81%
05 02	INTERVENTIONS IN AGRICULTURAL MARKETS	2 771 440 000	532 464 435	162 650 000	3 466 554 435	3 193 228 900	273 325 535	270 258 867	3 066 668	100%
2 05 02 01	Cereals	200 000	0	0	200 000	88 079	111 921	0	111 921	44%
2	05 02 01 01	p.m.	0	0	0	0	0	0	0	-
2	05 02 01 02	100 000	0	0	100 000	88 854	11 146	0	11 146	89%
2	05 02 01 03	100 000	0	0	100 000	-775	100 775	0	100 775	-
2	05 02 01 99	p.m.	0	0	0	0	0	0	0	-
2 05 02 02	Rice	p.m.	0	0	0	0	0	0	0	-
2	05 02 02 01	p.m.	0	0	0	0	0	0	0	-
2	05 02 02 02	p.m.	0	0	0	0	0	0	0	-
2	05 02 02 99	p.m.	0	0	0	0	0	0	0	-
2 05 02 03	Refunds on non-Annex I products	8 000 000	0	-3 100 000	4 900 000	4 879 805	20 195	0	20 195	100%
2 05 02 04	Food programmes	500 100 000	0	-8 400 000	491 700 000	491 528 729	171 271	0	171 271	100%
2	05 02 04 01	500 000 000	0	-8 400 000	491 600 000	491 527 534	72 466	0	72 466	100%
2	05 02 04 99	100 000	0	0	100 000	1 195	98 805	0	98 805	1%
2 05 02 05	Sugar	100 000	0	0	100 000	-146 768	246 768	0	246 768	-
2	05 02 05 01	p.m.	0	50 000	50 000	45 046	4 954	0	4 954	90%
2	05 02 05 03	p.m.	0	0	0	-9 166	9 166	0	9 166	-
2	05 02 05 08	p.m.	0	0	0	0	0	0	0	-
2	05 02 05 99	100 000	0	-50 000	50 000	-182 649	232 649	0	232 649	-
2 05 02 06	Olive oil	62 100 000	0	-1 000 000	61 100 000	60 938 529	161 471	0	161 471	100%
2	05 02 06 03	17 000 000	0	350 000	17 350 000	17 204 146	145 854	0	145 854	99%
2	05 02 06 05	45 000 000	0	-1 820 000	43 180 000	43 169 173	10 827	0	10 827	100%
2	05 02 06 99	100 000	0	470 000	570 000	565 210	4 790	0	4 790	99%
2 05 02 07	Textile plants	20 000 000	0	-2 800 000	17 200 000	17 140 277	59 723	0	59 723	100%
2	05 02 07 01	10 000 000	0	-2 905 000	7 095 000	7 037 678	57 322	0	57 322	99%
2	05 02 07 03	10 000 000	0	105 000	10 105 000	10 102 599	2 401	0	2 401	100%
2	05 02 07 99	p.m.	0	0	0	0	0	0	0	-

ANNEX 8
 ANALYSIS OF BUDGETARY EXECUTION - 2013 FINANCIAL YEAR - Detail Table

Commitment Appropriations		HEADING	ADOPTED BUDGET 2013	ASSIGNED REVENUE	TRANSFERS	TOTAL AVAILABLE APPROPRIATIONS	EXECUTION 2013 (2)	DIFFERENCE EXECUTION / TOTAL AVAILABLE APPROPRIATIONS	ASSIGNED REVENUE CARRIED OVER TO 2014 OF	DIFFERENCE EXECUTION / TOTAL AVAILABLE APPROPRIATIONS AFTER CARRY OVER TO 2014 OF	% EXECUTION / TOTAL AVAILABLE APPROPRIATIONS AFTER CARRY OVER TO 2014 OF ASSIGNED REVENUE
F	T										
2	05 02 08	Fruits and vegetables	611 000 000	532 464 435	264 950 000	1 408 414 435	1 138 086 328	270 328 107	270 258 867	69 240	100%
2	05 02 08 01	Export refunds for fruit and vegetables	p.m.	0	1 200 000	1 200 000	1 192 399	7 601	0	7 601	99%
2	05 02 08 03	Operational funds for producer organisations	267 000 000	262 214 435	197 550 000	726 764 435	726 755 568	8 867	8 867	0	100%
2	05 02 08 09	Compensation to encourage processing of citrus fruits	p.m.	0	0	0	-5 646	0	0	5 646	-
2	05 02 08 11	Aid to producer groups for preliminary recognition	253 000 000	0	90 400 000	343 400 000	343 373 667	26 333	0	26 333	100%
2	05 02 08 12	School fruit scheme	90 000 000	0	-23 250 000	66 750 000	66 736 818	13 182	0	13 182	100%
2	05 02 08 99	Other measures (fruit and vegetables)	1 000 000	270 250 000	-950 000	270 300 000	33 522	270 266 478	270 250 000	16 478	100%
2	05 02 09	Products of the wine-growing sector	1 071 600 000	0	-27 200 000	1 044 400 000	1 044 232 068	167 932	0	167 932	100%
2	05 02 09 04	Storage measures for alcohol	p.m.	0	0	0	0	0	0	0	-
2	05 02 09 08	National support programmes for the wine sector	1 065 600 000	0	-19 100 000	1 046 500 000	1 046 416 618	83 382	0	83 382	100%
2	05 02 09 09	Grubbing-up scheme	5 000 000	0	-4 600 000	400 000	368 029	31 971	0	31 971	92%
2	05 02 09 99	Other measures (wine-growing sector)	1 000 000	0	-3 500 000	-2 500 000	-2 552 579	52 579	0	52 579	102%
2	05 02 10	Promotion	61 040 000	0	-9 500 000	51 540 000	51 475 805	64 195	0	64 195	100%
2	05 02 10 01	Promotion measures - Payments by Member States	60 000 000	0	-9 850 000	50 150 000	50 129 078	20 922	0	20 922	100%
2	05 02 10 02	Promotion measures - Direct payments by the Union	1 040 000	0	350 000	1 390 000	1 346 727	43 273	0	43 273	97%
2	05 02 10 99	Other measures (promotion)	p.m.	0	0	0	0	0	0	0	-
2	05 02 11	Other plant products/measures	233 000 000	0	-4 600 000	228 400 000	227 645 291	754 709	0	754 709	100%
2	05 02 11 01	Dried fodder	500 000	0	0	500 000	-25 617	525 617	0	525 617	-
2	05 02 11 03	Hops - Aid to producer organisations	2 300 000	0	0	2 300 000	2 277 000	23 000	0	23 000	99%
2	05 02 11 04	POSEI (excluding direct aids and Article 11 02 03)	230 000 000	0	-4 600 000	225 400 000	225 393 908	6 092	0	6 092	100%
2	05 02 11 05	Community Tobacco Fund (excluding Article 17 03 02)	p.m.	0	0	0	0	0	0	0	-
2	05 02 11 99	Other measures (other plant products/measures)	200 000	0	0	200 000	0	200 000	0	200 000	0%
2	05 02 12	Milk and Milk products	83 200 000	0	-12 600 000	70 600 000	70 349 498	250 502	0	250 502	100%
2	05 02 12 01	Refunds for milk and milk products	100 000	0	0	100 000	62 670	37 330	0	37 330	63%
2	05 02 12 02	Intervention storage of skimmed-milk powder	p.m.	0	0	0	0	0	0	0	-
2	05 02 12 03	Aid for disposal of skimmed milk	p.m.	0	0	0	0	0	0	0	-
2	05 02 12 04	Intervention storage of butter and cream	9 000 000	0	-1 800 000	7 200 000	7 102 012	97 988	0	97 988	99%
2	05 02 12 08	School milk	74 000 000	0	-10 800 000	63 200 000	63 177 530	22 470	0	22 470	100%
2	05 02 12 99	Other measures (milk and milk products)	100 000	0	0	100 000	92 715	92 715	0	92 715	7%
2	05 02 13	Beef and Veal	7 100 000	0	0	7 100 000	6 489 188	610 812	0	610 812	91%
2	05 02 13 01	Refunds for beef and veal	5 000 000	0	0	5 000 000	4 578 186	421 814	0	421 814	92%
2	05 02 13 02	Intervention storage of beef and veal	p.m.	0	0	0	0	0	0	0	-
2	05 02 13 03	Exceptional support measures	p.m.	0	0	0	0	0	0	0	-
2	05 02 13 04	Refunds for live animals	2 000 000	0	0	2 000 000	1 911 058	88 942	0	88 942	96%
2	05 02 13 99	Other measures (beef and veal)	100 000	0	0	100 000	-56	100 056	0	100 056	-
2	05 02 14	Sheepmeat and goatmeat	p.m.	0	0	0	0	0	0	0	-
2	05 02 14 01	Intervention storage of sheepmeat and goatmeat	p.m.	0	0	0	0	0	0	0	-
2	05 02 14 99	Other measures (sheepmeat and goatmeat)	p.m.	0	0	0	0	0	0	0	-

ANNEX 8
 ANALYSIS OF BUDGETARY EXECUTION - 2013 FINANCIAL YEAR - Detail Table

Commitment Appropriations

F P T C A I H	HEADING	(1)	(2)	(3)	(4) = (1) + (2) + (3)	(5)	(6) = (4) - (5)	(7)	(8) = (6) - (7)	(9) = (5) + (7) / (4)
2	05 02 15	Pigmeat, eggs & poultry, bee-keeping & other animal products	114 000 000	0	-33 100 000	80 522 072	377 928	0	377 928	100%
2	05 02 15 01	Refunds for pigmeat	5 000 000	0	-1 500 000	3 474 174	25 826	0	25 826	99%
2	05 02 15 02	Intervention storage of pigmeat	p.m.	0	0	0	0	0	0	-
2	05 02 15 03	Exceptional market-support measures for pigmeat	p.m.	0	0	0	0	0	0	-
2	05 02 15 04	Refunds for eggs	p.m.	0	100 000	84 376	15 624	0	15 624	84%
2	05 02 15 05	Refunds for poultrymeat	77 000 000	0	-30 800 000	46 111 352	88 648	0	88 648	100%
2	05 02 15 06	Specific aid for bee-keeping	30 000 000	0	0	29 759 580	240 420	0	240 420	99%
2	05 02 15 07	Exceptional market-support measures for the poultrymeat and eggs sector	2 000 000	0	-900 000	1 092 590	7 410	0	7 410	99%
2	05 02 15 99	Other measures (pigmeat, poultry, eggs, bee-keeping, other animal products)	p.m.	0	0	0	0	0	0	-
2	05 03	DIRECT AIDS	40 931 900 000	1 542 112 062	-366 450 000	41 658 276 626	449 285 436	439 954 193	9 331 244	100%
2	05 03 01	Decoupled direct aids	38 076 000 000	1 542 112 062	-334 000 000	38 842 109 088	442 002 975	439 954 193	2 048 782	100%
2	05 03 01 01	SPS (Single Payment Scheme)	30 635 000 000	1 102 157 870	-343 200 000	31 393 933 498	24 372	0	24 372	100%
2	05 03 01 02	SAPS (Single Area Payment Scheme)	6 665 000 000	0	16 200 000	6 681 196 780	3 220	0	3 220	100%
2	05 03 01 03	Separate sugar payment	282 000 000	0	-1 600 000	280 400 000	258 190	0	258 190	100%
2	05 03 01 04	Separate fruit and vegetables payment	13 000 000	0	0	12 289 530	710 470	0	710 470	95%
2	05 03 01 05	Specific support (article 68) - decoupled direct aids	469 000 000	0	-5 400 000	463 600 000	363 115	0	363 115	100%
2	05 03 01 06	Separate soft fruit payment	12 000 000	0	0	11 479 813	520 187	0	520 187	96%
2	05 03 01 99	Other (decoupled direct aids)	p.m.	439 954 193	0	-169 228	440 123 420	439 954 193	169 228	100%
2	05 03 02	Other direct aids	2 854 900 000	0	-32 450 000	2 815 994 602	6 455 398	0	6 455 398	100%
2	05 03 02 01	Crops area payments	4 000 000	0	0	3 617 771	382 229	0	382 229	90%
2	05 03 02 04	Supplementary aid for durum wheat: traditional production zones	500 000	0	0	191 341	308 659	0	308 659	38%
2	05 03 02 05	Production aid for seeds	500 000	0	0	188 629	311 371	0	311 371	38%
2	05 03 02 06	Suckler-cow premium	922 000 000	0	-305 000	921 054 366	640 634	0	640 634	100%
2	05 03 02 08	Beef special premium	500 000	0	0	149 045	350 955	0	350 955	30%
2	05 03 02 09	Beef slaughter premium - calves	1 000 000	0	-900 000	100 000	3 814	0	96 186	4%
2	05 03 02 10	Beef slaughter premium - adults	1 000 000	0	0	409 767	590 233	0	590 233	41%
2	05 03 02 13	Sheep and goat premium	22 000 000	0	0	21 138 823	861 177	0	861 177	96%
2	05 03 02 14	Sheep and goat supplementary premium	7 000 000	0	0	6 821 053	178 947	0	178 947	97%
2	05 03 02 18	Payments to starch potato producers	100 000	0	50 000	135 332	14 668	0	14 668	90%
2	05 03 02 19	Area aid for rice	1 000 000	0	0	264 744	735 256	0	735 256	26%
2	05 03 02 21	Aid for olive groves	2 000 000	0	-1 700 000	283 775	16 225	0	16 225	95%
2	05 03 02 22	Tobacco aid	500 000	0	0	37 942	462 058	0	462 058	8%
2	05 03 02 23	Hops area aid	100 000	0	0	100 000	100 000	0	100 000	0%
2	05 03 02 24	Specific quality premium for durum wheat	500 000	0	0	347 083	152 917	0	152 917	69%
2	05 03 02 25	Protein crop premium	500 000	0	225 000	719 387	5 613	0	5 613	99%
2	05 03 02 26	Area payment for nuts	2 000 000	0	-1 150 000	785 929	64 071	0	64 071	92%
2	05 03 02 28	Aid for silkworms	500 000	0	0	415 375	84 625	0	84 625	83%
2	05 03 02 36	Payments for specific types of farming and quality production	4 000 000	0	-2 600 000	1 307 278	92 722	0	92 722	93%

ANNEX 8
ANALYSIS OF BUDGETARY EXECUTION - 2013 FINANCIAL YEAR - Detail Table

Commitment Appropriations

F T C A I		HEADING	ADOPTED BUDGET 2013 (1)	ASSIGNED REVENUE (2)	TRANSFERS (3)	TOTAL AVAILABLE APPROPRIATIONS (4) = (1) + (2) + (3)	EXECUTION 2013 (2) (5)	DIFFERENCE EXECUTION / TOTAL AVAILABLE APPROPRIATIONS (6) = (4) - (5)	ASSIGNED REVENUE CARRIED OVER TO 2014 (3) (7)	DIFFERENCE EXECUTION / TOTAL AVAILABLE APPROPRIATIONS AFTER CARRY OVER TO 2014 OF ASSIGNED REVENUE (8) = (6) - (7)	% EXECUTION / TOTAL AVAILABLE APPROPRIATIONS AFTER CARRY OVER TO 2014 OF ASSIGNED REVENUE (9) = ((5) + (7)) / (4)
In EUROS											
2	05 03 02 39	Additional amount for sugar beet and cane producers	21 000 000	0	0	21 000 000	20 939 786	60 214	0	60 214	100%
2	05 03 02 40	Area aid for cotton	240 000 000	0	2 270 000	242 270 000	242 262 404	7 596	0	7 596	100%
2	05 03 02 41	Transitional fruit and vegetables payment - Tomatoes	1 000 000	0	0	1 000 000	740 209	259 791	0	259 791	74%
2	05 03 02 42	Transitional fruit and vegetables payment - Other products than toma	34 000 000	0	300 000	34 300 000	34 293 109	6 891	0	6 891	100%
2	05 03 02 43	Transitional soft fruit payment	100 000	0	0	100 000	6 833	93 167	0	93 167	7%
2	05 03 02 44	Specific support (article 68) - coupled direct aids	1 101 000 000	0	-54 400 000	1 046 600 000	1 046 505 693	94 307	0	94 307	100%
2	05 03 02 50	Posel - European Union support programmes	417 000 000	0	40 960 000	457 960 000	457 955 404	4 596	0	4 596	100%
2	05 03 02 51	Posel - Other direct aids and earlier regimes	100 000	0	0	100 000	0	100 000	0	100 000	0%
2	05 03 02 52	Posel - Aegean Islands	18 000 000	0	-1 800 000	16 200 000	16 156 023	43 977	0	43 977	100%
2	05 03 02 99	Other (direct aids)	2 000 000	0	-11 400 000	-9 400 000	-9 714 042	314 042	0	314 042	-
2	05 03 03	Additional amounts of aid	1 000 000	0	0	1 000 000	172 936	827 064	0	827 064	17%
05 04		RURAL DEVELOPMENT	0	0	-900 000	-900 000	-1 027 620	127 620	0	127 620	-
2	05 04 01	Rural development financed by the EAGGF-Guarantee Section - Programming period 2000 - 2006	p.m.	0	-900 000	-900 000	-1 027 620	127 620	0	127 620	-
2	05 04 01 14	Rural development financed by the EAGGF Guarantee Section - Programming period 2000-2006	p.m.	0	-900 000	-900 000	-1 027 620	127 620	0	127 620	-
2	05 04 03	Other measures	p.m.	0	0	0	0	0	0	0	-
2	05 04 03 02	Plant and animal genetic resources - Completion of earlier measures	p.m.	0	0	0	0	0	0	0	-
05 07		AUDIT OF AGRICULTURAL EXPENDITURE	-84 900 000	0	204 700 000	119 800 000	119 577 848	222 152	0	222 152	100%
2	05 07 01	Control of agricultural expenditure	-84 900 000	0	204 350 000	119 450 000	119 252 884	197 116	0	197 116	100%
2	05 07 01 02	Monitoring and preventive measures - Direct payments by the Union	6 800 000	0	0	6 800 000	6 799 762	238	0	238	100%
2	05 07 01 06	Accounting clearance of previous years' accounts with regard to shared management expenditure under the EAGGF Guarantee Section (previous measures) and under the EAGF	-200 000 000	0	203 550 000	3 550 000	3 382 276	167 724	0	167 724	95%
2	05 07 01 07	Conformity clearance of previous years' accounts with regard to shared management expenditure under the EAGGF Guarantee Section (previous measures) and under the EAGF	108 300 000	0	800 000	109 100 000	109 070 846	29 154	0	29 154	100%
2	05 07 02	Settlement of disputes	p.m.	0	350 000	350 000	324 964	25 036	0	25 036	93%
05 08		POLICY STRATEGY AND COORDINATION OF 'AGRICULTURE AND RURAL DEVELOPMENT' POLICY AREA	27 307 342	59 067	0	27 366 409	26 729 939	636 470	0	636 470	98%
2	05 08 01	Farm Accountancy Data Network (FADN)	14 636 655	0	-42 250	14 594 405	14 521 071	73 334	0	73 334	99%
2	05 08 02	Surveys on the structure of agricultural holdings	450 000	59 067	0	509 067	226	508 841	0	508 841	0%
2	05 08 03	Restructuring of systems for agricultural surveys	1 550 687	0	0	1 550 687	1 539 658	11 029	0	11 029	99%
2	05 08 06	Enhancing public awareness of the common agricultural polic	8 000 000	0	0	8 000 000	7 956 815	43 185	0	43 185	99%
2	05 08 09	EAGF - Operational technical assistance	2 670 000	0	42 250	2 712 250	2 712 169	81	0	81	100%

ANNEX 8
 ANALYSIS OF BUDGETARY EXECUTION - 2013 FINANCIAL YEAR - Detail Table

Commitment Appropriations		In EUROS													
F	P	T	C	A	I	HEADING	ADOPTED BUDGET 2013	ASSIGNED REVENUE	TRANSFERS	TOTAL AVAILABLE APPROPRIATIONS	EXECUTION 2013	DIFFERENCE EXECUTION / TOTAL AVAILABLE APPROPRIATIONS	ASSIGNED REVENUE CARRIED OVER TO 2014	DIFFERENCE EXECUTION / TOTAL AVAILABLE APPROPRIATIONS AFTER CARRY OVER TO 2014 OF ASSIGNED REVENUE	% EXECUTION / TOTAL AVAILABLE APPROPRIATIONS AFTER CARRY OVER TO 2014 OF ASSIGNED REVENUE
							(1)	(2)	(3)	(4) = (1) + (2) + (3)	(5)	(6) = (4) - (5)	(7)	(8) = (6) - (7)	(9) = ((5) + (7)) / (4)
11						MARITIME AFFAIRS AND FISHERIES	27 221 768	0	5 055 550	32 277 318	32 222 258	55 060	0	55 060	100%
11 01						ADMINISTRATIVE EXPENDITURE OF THE 'MARITIME AFFAIRS AND FISHERIES' POLICY AREA	725 000	0	55 550	780 550	780 550	0	0	0	100%
2	11 01	04				Support expenditure for operations in the 'Maritime affairs and fisheries' policy area	725 000	0	55 550	780 550	780 550	0	0	0	100%
						European Agriculture Guarantee Fund (EAGF) — Non-operational technical assistance	725 000	0	55 550	780 550	780 550	0	0	0	100%
11 02						FISHERIES MARKETS	26 496 768	0	5 000 000	31 496 768	31 441 708	55 060	0	55 060	100%
2	11 02	01				Intervention in fishery products	11 500 000	0	5 000 000	16 500 000	16 444 940	55 060	0	55 060	100%
						Intervention in fishery products - New measures	11 500 000	0	5 000 000	16 500 000	16 444 940	55 060	0	55 060	100%
2	11 02	03				Fisheries programme for the outermost regions	14 996 768	0	0	14 996 768	14 996 768	0	0	0	100%
						Fisheries programme for the outermost regions — New measures	14 996 768	0	0	14 996 768	14 996 768	0	0	0	100%
17						HEALTH AND CONSUMER PROTECTION	274 670 000	8 557 663	-13 000 000	270 227 663	265 923 031	4 304 633	0	4 304 633	98%
17 01						ADMINISTRATIVE EXPENDITURE OF HEALTH AND CONSUMER PROTECTION POLICY AREA	2 670 000	10 642	0	2 680 642	2 636 409	44 232	0	44 232	98%
2	17 01	04				Support expenditure for operations of 'Health and consumer protection' Policy Area	2 670 000	10 642	0	2 680 642	2 636 409	44 232	0	44 232	98%
						Plant-health measures — Expenditure on administrative management	600 000	0	0	600 000	582 609	17 391	0	17 391	97%
						Feed and food safety and related activities — Expenditure on administrative management	600 000	10 642	0	610 642	603 382	7 260	0	7 260	99%
						Animal disease eradication and Emergency fund — Expenditure on administrative management	300 000	0	0	300 000	280 418	19 582	0	19 582	93%
						Executive Agency for Health and Consumers — Contribution from programmes under Heading 2	1 170 000	0	0	1 170 000	1 170 000	0	0	0	100%
17 04						FOOD SAFETY, ANIMAL HEALTH, ANIMAL WELFARE & PLANT HEALTH	272 000 000	8 547 022	-13 000 000	267 547 022	263 286 622	4 260 400	0	4 260 400	98%
2	17 04	01				Animal disease eradication and monitoring programmes and monitoring of the physical conditions of animals that could pose a public health risk linked to an external factor	200 000 000	7 537 785	-10 000 000	197 537 785	197 392 121	145 663	0	145 663	100%
						Animal disease eradication and monitoring programmes and monitoring of the physical conditions of animals that could pose a public health risk linked to an external factor — New measures	200 000 000	7 537 785	-10 000 000	197 537 785	197 392 121	145 663	0	145 663	100%
2	17 04	02				Other measures in the veterinary, animal welfare and public health field	14 000 000	696 835	0	14 696 835	13 749 287	947 548	0	947 548	94%
						Other measures in the veterinary, animal welfare and public health field — New measures	14 000 000	696 835	0	14 696 835	13 749 287	947 548	0	947 548	94%

ANNEX 8
 ANALYSIS OF BUDGETARY EXECUTION - 2013 FINANCIAL YEAR - Detail Table

Commitment Appropriations

F P T C A I H		HEADING	ADOPTED BUDGET 2013 (1)	ASSIGNED REVENUE (2)	T R A N S F E R S (3)	TOTAL AVAILABLE APPROPRIATIONS (4) = (1) + (2) + (3)	EXECUTION 2013 (2)	DIFFERENCE EXECUTION / TOTAL AVAILABLE APPROPRIATIONS (6) = (4) - (5)	ASSIGNED REVENUE CARRIED OVER TO 2014 (3)	DIFFERENCE EXECUTION / TOTAL AVAILABLE APPROPRIATIONS AFTER CARRY OVER TO 2014 OF ASSIGNED REVENUE (8) = (6) - (7)	% EXECUTION / TOTAL AVAILABLE APPROPRIATIONS AFTER CARRY OVER TO 2014 OF ASSIGNED REVENUE (9) = ((5) + (7)) / (4)
2	17 04 03	Emergency fund for veterinary complaints and other animal contaminations which are a risk to public health	10 000 000	77 537	0	10 077 537	8 001 814	2 075 723	0	2 075 723	79%
2	17 04 03 01	Emergency fund for veterinary complaints and other animal contaminations which are a risk to public health — New measures	10 000 000	77 537	0	10 077 537	8 001 814	2 075 723	0	2 075 723	79%
2	17 04 04	Plant health measures	14 000 000	186 884	-3 000 000	11 186 884	10 231 735	955 149	0	955 149	91%
2	17 04 04 01	Plant-health measures — New measures	14 000 000	186 884	-3 000 000	11 186 884	10 231 735	955 149	0	955 149	91%
2	17 04 07	Feed and food safety and related activities	34 000 000	47 981	0	34 047 981	33 911 664	136 317	0	136 317	100%
2	17 04 07 01	Feed and food safety and related activities — New measures	34 000 000	47 981	0	34 047 981	33 911 664	136 317	0	136 317	100%
TOTAL 2013 EAGF			43 956 548 610	2 083 193 227	-7 944 450	46 031 797 387	45 302 138 612	729 658 775	710 213 060	19 445 716	100%

(1) FPH = Financial Perspectives Heading / T = Title / C = Chapter / A = Article / I = Item

(2) Out of total execution of EUR 265 923 031 for title 17, EUR 7 707 196 relates to assigned revenue.

(3) For budget items under titles 11 and 17, the amounts left over from 2013 execution were carried over into budget items which belong to financial heading 2 (non-EAGF) and financial heading 3 respectively.

ANNEX 9

Assigned revenue for policy area 05 (under shared management) Appropriations C4

Commitment Appropriations		Assigned Revenue 2013				Use of Assigned Revenue				in EUROS	
ITEM	Funds	Description	Amount	Link - Budgetary Attribution		Budgetary Expenditure Item	Funds	Description	Amount		Carriedforward to 2014
				Budgetary Item	Amount				Detail	Total	
CHAPTER 67 : REVENUE CONCERNING EAGF											
6 7 0 1	IC4	Clearance of EAGF accounts – Assigned revenue	593 564 006.54	05 02 08 03	118 750 000.00	05 02 08 03	C4	Operational funds for producers organisations	118 741 132.91		
				05 02 08 99	270 250 000.00						
				05 03 01 99	204 564 006.54						
					593 564 006.54				118 741 132.91		474 822 873.63
6 7 0 2	IC4	EAGF Irregularities – Assigned revenue	155 144 099.11	05 03 01 99	155 144 099.11						
6 7 0 3	IC4	Superlevy from milk producers – Assigned revenue	80 246 086.87	05 03 01 99	80 246 086.87						
6 7 0	IC4	Revenue concerning EAGF	828 954 192.52							0.00	235 390 185.98
6 7	IC4	REVENUE CONCERNING EAGF TOTAL Chapter 67	828 954 192.52		828 954 192.52				118 741 132.91		710 213 059.61
TOTAL			828 954 192.52						TOTAL	118 741 132.91	710 213 059.61

ANNEX 10

Assigned revenue for policy area 05 (under shared management) Appropriations C5

Commitment Appropriations

in EUROS

Assigned Revenue 2013			Use of Assigned Revenue									
ITEM	Funds	Description	Amount	Budgetary Item	Link - Budgetary Attribution		Budgetary Expenditure Item	Funds	Description	Amount		
					Detail	Total				Detail	Total	
CHAPTER 67 : REVENUE CONCERNING EAGF												
6 7 0 1	IC5	Clearance of EAGF accounts – Assigned revenue	989 984 709.84	05 02 08 03	143 464 434.78		05 02 08 03	C5	Operational funds for producers organisations	143 464 434.78		
				05 03 01 01	846 520 275.06		05 03 01 01	C5	SPS (single payment scheme)	846 520 275.06		
										989 984 709.84		
6 7 0 2	IC5	EAGF Irregularities – Assigned revenue	191 566 132.85	05 03 01 01	191 566 132.85		05 03 01 01	C5	SPS (single payment scheme)	191 566 132.85		
6 7 0 3	IC5	Superlevy from milk producers – Assigned revenue	64 071 461.67	05 03 01 01	64 071 461.67		05 03 01 01	C5	SPS (single payment scheme)	64 071 461.67		
										255 637 594.52		
6 7 0	IC5	Revenue concerning EAGF	1 245 622 304.36									
6 7	IC5	REVENUE CONCERNING EAGF TOTAL Chapter 67	1 245 622 304.36			1 245 622 304.36					1 245 622 304.36	
TOTAL			1 245 622 304.36								TOTAL	1 245 622 304.36

ANNEX 11

VETERINARY & PLANT HEALTH MEASURES

2013 BUDGET EXECUTION financed by EAGF

Commitment Appropriations

In EUR

Budget item	Heading	Appropriations after transfer *	Committed *	balance appr. - commitments
17.010401	Plant-health measures - Expenditure on administrative management	600 000	582 609	17 391
1	Different studies and conferences		363 000	
2	IT tools (database)		219 609	
17.010405	Feed and food safety and related activities - Expenditure on administrative management	600 000	597 591	2 409
1	IT tools (database)		267 218	
2	Supportive actions training food and feed		330 372	
17.010407	Animal disease eradication and emergency fund - Expenditure on administrative management	300 000	280 418	19 582
1	administrative assistance relating to audit		280 418	
17.010431	Executive Agency for Health and Consumers. Subsidy for programmes under Heading 2	1 170 000	1 170 000	0
1	administrative assistance PHEA		1 170 000	
17.040101	Animal disease eradication and monitoring programmes and monitoring of the physical conditions of animals that could pose a public-health risk linked to an external factor	190 000 000	190 000 000	0
1	Bovine brucellosis		8 391 278	
2	Bovine tuberculosis		71 100 000	
3	Melitensis		12 138 651	
4	Bluetongue		2 378 809	
5	Salmonella		23 318 088	
6	Swine diseases		5 575 947	
7	Avian influenza		3 068 000	
8	TSE/BSE and scrapie		38 920 000	
9	Rabies		25 109 227	
17.040201	Other measures in the veterinary, animal welfare and public-health field	14 000 000	13 440 003	559 997
1	Contribution EU FMD		4 000 000	
2	Studyhoney bees		1 847 930	
3	communication		382 198	
4	IT (TRACES, ADNS,)		4 889 000	
5	other activities		2 320 875	
17.040301	Emergency fund for veterinary complaints and other diseases of animal contaminations which are a risk to public health	10 000 000	8 001 814	1 998 186
1	classical/african swine fever		2 936 800	
2	Avian influenza		4 815 014	
3	Newcastle disease		250 000	
17.040401	Plant-health measures - Expenditure on operational management	11 000 000	10 231 735	768 265
1	Solidarité		7 988 726	
2	Better training for safer food		600 000	
3	IT		1 324 009	
4	Poseidom		219 000	
5	Others		100 000	
17.040701	Food and feed control. Expenditure on operational management	34 000 000	33 911 664	88 336
1	IT and communication		1 314 045	
2	EU reference laboratories		14 789 000	
3	Better training for safer food		14 020 000	
4	Horse meat study		1 357 500	
5	Control antimicrobial resistance		1 407 584	
6	other actions + experts FVO		1 023 536	
TOTAL TITLE 17 - EAGF 2013 EXPENDITURE			258 215 834	

* Initial Budget commitment appropriations + Transfers (Fund source C1)

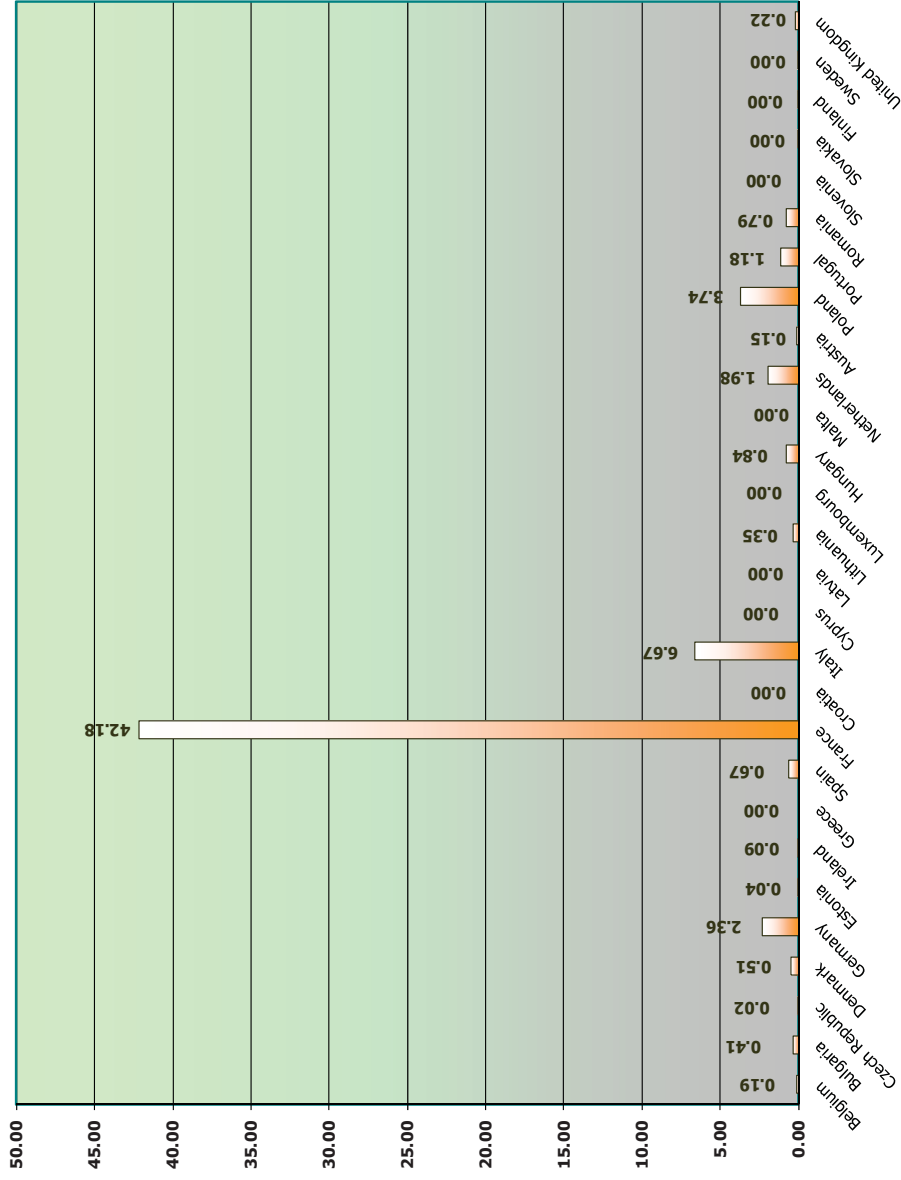
ANNEX 13
 Budget 2013 - Expenditure for DIRECT AIDS by MEASURE and by MEMBER STATE

Budget line	Heading	BE	BG	CZ	DK	DE	EE	IE	EL	ES	FR	HR	IT	CY	LV	LT	LU	HU	MT	NL	AT	PL	PT	RO	SI	SK	FI	SE	UK	TOTAL
05 03 01 01	SPS (single payment scheme)	472,029	-	-	908,301	5 253,761	-	1 228,004	2 008,689	4 482,924	6 912,307	-	3 677,058	-	33,737	-	33,737	-	4 835	802,801	627,803	-	429,689	-	122,429	-	483,762	686,304	3 259,522	31 383,533
05 03 01 02	SAFIS (single area payment scheme)	-	467,164	749,678	-	-	90,684	-	-	-	-	-	-	40,500	124,620	322,239	-	1 030,798	-	-	-	2 488,120	-	1 043,307	-	32,308	-	-	32,308	6 681,157
05 03 01 03	Separate sugar payment	-	-	43,085	-	-	-	-	-	-	-	-	-	-	3,261	10,209	-	40,434	-	-	-	158,124	-	6,047	-	-	-	-	18,982	280,142
05 03 01 04	Separate fruit and vegetables payment	-	-	0,407	-	-	-	-	-	-	-	-	-	-	-	-	-	4,556	-	-	-	6,642	-	-	-	-	-	0,685	12,290	
05 03 01 05	Specific support (article 68) — Decoupled direct aids	3,439	-	-	17,540	-	-	-	-	48,429	139,686	-	155,126	-	-	-	81,772	-	3,512	-	-	-	-	12,723	-	-	-	-	463,237	
05 03 01 06	Separate soft fruit payment	-	0,135	-	-	-	-	-	-	-	-	-	-	-	-	-	-	0,385	-	-	-	10,960	-	-	-	-	-	-	11,480	
05 03 01 99	Other (decoupled direct aids)	-0,130	-	-	-	-	-	-	-	-	-	-	-	-	-	-	-	-	-	-	-	-	-0,039	-	-	-	-	-	-0,169	
05 03 01	Decoupled direct aids	475,337	467,299	793,169	925,841	5 253,761	90,684	1 228,004	2 008,689	4 522,353	7 052,002	-	3 832,184	40,500	127,880	332,448	33,737	1 157,945	4 835	806,313	627,803	2 664,846	442,352	1 049,354	122,429	342,754	483,762	686,304	3 259,522	38 842,109
05 03 02 01	Crops area payments	0,425	-	-	0,000	0,057	-	0,008	0,155	0,160	0,082	-	2,505	-	-	-	-	-	0,222	0,001	-	-	-0,002	-	-	-	-	-	0,006	3,618
05 03 02 04	Supplementary aid for durum wheat (traditional production zones)	-	-	-	-	-	-	-	0,052	0,026	0,000	-	0,113	-	-	-	-	-	-	-	-	-	-	-	-	-	-	-	0,191	
05 03 02 05	Production aid for seeds	-	-	-	-	-	-	-	0,047	0,082	-	0,052	-	-	-	-	-	-	-	-	-	-	-	-	-	0,008	-	-	0,189	
05 03 02 06	Suckler-cow premium	-	-	-	0,009	-	0,003	-	233,445	482,039	0,030	-	0,001	-	-	-	-	70,439	-	-	65,509	-	70,439	-	-	0,000	-	-	0,002	921,054
05 03 02 07	Additional suckler-cow premium	17,340	-	-	-	-	-	-	23,160	0,000	0,001	-	0,001	-	-	-	-	8,390	-	-	0,087	-	8,390	-	-	-	-	-	0,000	48,578
05 03 02 08	Beef special premium	-	-	-	-0,031	0,057	-	0,005	0,000	0,035	0,000	-	0,057	-	-	-	-	-	-	-	-	-	-	-	0,000	-	-	0,024	0,149	
05 03 02 09	Beef slaughter premium — Calfes	0,003	-	-	-	-	-	-	0,000	0,000	0,000	-	-	-	-	-	-	-	-	-	-	-	-	-	-	-	-	-	0,004	
05 03 02 10	Beef slaughter premium — Adults	-	-	-	0,028	-	-	0,004	-	0,176	0,000	-	0,048	-	-	-	-	-	-	0,000	0,000	-	0,154	-	-	-	-	-	0,410	
05 03 02 13	Sheep and goat premium	-	-	-	-0,002	-	-	0,041	-	0,098	-0,001	-	0,024	-	-	-	-	-	-	-	-	-	20,447	-	-	-	-	-	0,003	21,139
05 03 02 14	Sheep and goat supplementary premium	-	-	-	-	-	-	-	0,031	0,000	-	-	0,013	-	-	-	-	-	-	-	-	-	6,601	-	-	-	-	-	0,001	6,821
05 03 02 18	Payments to starch potato producers	-	-	-	0,098	0,003	-	-	-	0,019	-	-	-	-	-	-	-	-	-	-0,001	0,001	-	-	-	-	-	-	-	0,135	
05 03 02 19	Area aid for rice	-	-	-	-	-	-	-	0,095	0,026	-0,019	-	0,202	-	-	-	-	-	-	-	-	-	0,000	-	-	-	-	-	0,265	
05 03 02 21	Aid for olive groves	-	-	-	-	-	-	-	0,005	0,068	-	0,211	-	-	-	-	-	-	-	-	-	-	-	-	-	-	-	0,284		
05 03 02 22	Tobacco premium	-	-	-	-	-	-	-	0,004	-	0,004	-	0,034	-	-	-	-	-	-	-	-	-	-	-	-	-	-	-	0,038	
05 03 02 24	Specific quality premium for durum wheat	-	-	-	-	-	-	-	0,311	0,007	0,000	-	0,028	-	-	-	-	-	-	-	-	-	-	-	-	-	-	-	0,347	
05 03 02 25	Protein crop premium	0,000	-	-	0,004	-	0,001	0,001	0,004	0,030	0,005	-	0,017	-	-	-	-	-	-	-	-	-	-	-	-	-	-	-	0,657	
05 03 02 26	Area payments for nuts	-	-	-	-	-	-	-	0,018	0,575	0,004	-	0,204	-	-	-	-	-	-	-	-	-	-0,017	-	-	-	-	-	0,786	
05 03 02 28	Aid for silkworms	-	-	-	-	-	-	-	0,389	0,010	0,007	-	0,009	-	-	-	-	-	-	-	-	-	-	-	-	-	-	-	0,415	
05 03 02 36	Payments for specific types of farming and quality production	-	-	-	-	-	-	-	0,718	0,260	-	0,281	-	-	-	-	-	-	-	-	-	-	-	-	0,001	-	-	-	1,307	
05 03 02 39	Additional amount for sugar beet and cane producers	-	-	-	-	-	-	-	0,098	20,845	-	-0,003	-	-	-	-	-	-	-	-	-	-	-	-	-	-	-	-	20,940	
05 03 02 40	Area aid for cotton	-	-	-	-	-	-	-	183,506	58,757	-	-	-	-	-	-	-	-	-	-	-	-	-	0,001	-	-	-	-	242,262	
05 03 02 41	Transitional fruit and vegetables payment — Tomatoes	-	-	-	-	-	-	-	0,181	0,003	0,001	-	0,553	-	-	-	-	-	-	-	-	-	-	-	-	-	-	-	0,740	
05 03 02 42	Transitional fruit and vegetables payment — Other products than tomatoes	-	-	-	-	-	-	-	-0,026	0,165	30,025	-	0,786	3,343	-	-	-	-	-	-	-	-	-	-	-	-	-	-	34,293	
05 03 02 43	Transitional soft fruit payment	-	-	-	-	-	-	-	-	-	-	-	-	-	-	-	-	-	-	-	-	0,007	-	-	-	-	-	-	0,007	
05 03 02 44	Specific support (article 68) — Coupled direct aids	4,398	271,138	30,952	13,261	0,000	1,240	22,772	71,953	162,166	232,312	-	131,909	-	5,033	13,134	-	45,448	-	16,417	13,038	104,652	18,057	37,459	7,754	11,557	47,336	2,897	25,524	1 046,506
05 03 02 50	POSEI — Community support programmes	-	-	-	-	-	-	-	-	204,727	170,932	-	-	-	-	-	-	-	-	-	-	-	-	82,296	-	-	-	-	-	457,955
05 03 02 52	POSEI — Aegean Islands	-	-	-	-	-	-	-	16,156	-	-	-	-	-	-	-	-	-	-	-	-	-	-	-	-	-	-	-	16,156	
05 03 02 99	Other (direct aids)	-0,243	-	-	-	-	-	0,020	0,002	0,064	0,012	-	-9,685	-	-0,001	-0,001	-	0,000	-	0,000	-	0,000	-0,009	0,000	-	0,004	0,001	0,104	-9,714	
05 03 02	Other direct aids	91,501	271,138	30,952	13,326	0,000	1,240	22,855	273,576	704,886	915,500	-	127,390	3,343	5,033	13,134	-	45,448	-	16,638	78,635	104,658	206,355	37,460	7,755	11,557	48,065	3,027	26,349	2 815,995
05 03 03 00	Additional amounts of aid	0,000	-	-	-0,002	0,003	-	0,000	0,000	0,000	0,000	-	0,030	-	-	-	-	-	-	-	-	-	-0,005	-	-	-	-	-	0,147	
05 03 03	Additional amounts of aid	0,000	-	-	-0,002	0,003	-	0,000	0,000	0,000	0,000	-	0,030	-	-	-	-	-	-	-	-	-	-0,005	-	-	-	0,000	-	0,147	
05 03 03 01	Sub-total FUND SOURCE C1 (*)	565,792	484,436	824,121	924,066	5 240,851	91,924	1 240,851	2 281,410	4 970,846	7 955,239	-	3 514,960	43,843	132,914	345,582	33,639	1 203,392	3 306	775,834	706,100	2 769,504	647,108	1 086,815	51,627	354,311	530,404	682,011	3 084,215	40 556,119
05 03 03 02	Sub-total FUND SOURCE C4 (**)	-	-	-	-	-	-	-	-	-	-	-	-	-	-	-	-	-	-	-	-	-	-	-	-	-	-	-	-	-
05 03 03 03	Sub-total FUND SOURCE C5 (***)	0,046	-	-	15,100	13,088	-	10,009	0,855	265,383	12,263	-	444,624	-	-	-	0,098	-	1,529	47,117	0,338	-	1,594	-	78,557	-	1,423	7,320	201,802	1 102,158
05 03	EAGF DIRECT AIDS 2013 EXPENDITURE	566,838	484,436	824,121	939,166	5 253,939	91,924	1 250,859	2 282,265	5 237,239	7 967,502	-	3 959,604	43,843	132,914	345,582	33,737	1 203,392	4,835	822,951	706,439	2 769,504	648,702	1 086,815	130,184	354,311	531,826	689,331	3 286,017	41 658,277

(*) EAGF 2013 EXPENDITURE funded by initial budget appropriations — Fund source C

ANNEX 14
 Budget 2013 - EXPENDITURE FOR EXPORT REFUNDS BY MEMBER STATE - In EUR million

Commitment Appropriations	2013
Member State - EU 28	
Belgium	0.19
Bulgaria	0.41
Czech Republic	0.02
Denmark	0.51
Germany	2.36
Estonia	0.04
Ireland	0.09
Greece	0.00
Spain	0.67
France	42.18
Croatia	0.00
Italy	6.67
Cyprus	0.00
Latvia	0.00
Lithuania	0.35
Luxembourg	0.00
Hungary	0.84
Malta	0.00
Netherlands	1.98
Austria	0.15
Poland	3.74
Portugal	1.18
Romania	0.79
Slovenia	0.00
Slovakia	0.00
Finland	0.00
Sweden	0.00
United Kingdom	0.22
TOTAL Export Refunds Expenditure	62.38



ANNEX 15

Budget 2013 - EXPENDITURE for INTERVENTION in STORAGE

Commitment Appropriations	P U B L I C S T O R A G E (Details)										in Million Euro	
	T O T A L S T O R A G E a = b + c	T O T A L P R I V A T E S T O R A G E b	T O T A L P U B L I C S T O R A G E c = d + e + f + g	Technical costs d	Financial costs e	Difference between purchase and sales price f	Total depreciation g = h + i	D E P R E C I A T I O N S		Complementary depreciation end of the exercise i		
								Purchase depreciation h				
CEREALS	0.09		0.09	0.10	0.01	-0.01						
BREAD MAKING QUALITY WHEAT												
BARLEY	0.09		0.09	0.10	0.01	-0.01						
RYE												
MAIZE												
SORGHUM												
RICE												
SUGAR												
WHITESUGAR												
RAW SUGAR												
OLIVE OIL	17.20	17.20										
FIBRE FLAX AND HEMP												
FRUIT AND VEGETABLES												
PRODUCTS OF THE WINE-GROWING SECTOR/ ALCOHOL	0.70	0.70										
TOBACCO												
MILK PRODUCTS	7.10	7.10										
SKIMMED MILK												
BUTTER AND CREAM	7.10	7.10										
CHEESE												
BEEF MEAT												
PIGMEAT												
FISHERY PRODUCTS												
TOTAL	25.10	25.01	0.09	0.10	0.01	-0.01	0.00	0.00	0.00	0.00		

ANNEX 16
 Budget 2013 - EXPENDITURE BY MEMBER STATE, BY ITEM AND BY FUND SOURCE

Commitment Appropriations													in EUROS				
Budget line	Fund source	Heading	BE	BG	CZ	DK	DE	EE	IE	EL	ES	FR	HR	IT	CY	LV	LT
05 01 04 01 C1		European Agriculture Guarantee Fund (EAGF) — Non-operational technical assistance	-	-	-	-	-	-	-	-	-	-	-	-	-	-	-
05 01 04	C1	Support expenditure for operations in the Agriculture and rural development policy area	-	-	-	-	-	-	-	-	-	-	-	-	-	-	-
05 01	C1	Administrative expenditure of the Agriculture and RD policy area	-	-	-	-	-	-	-	-	-	-	-	-	-	-	-
05 02 01 01 C1		Export refunds for cereals	-	-	-	-	-	-	-	-	-	-	-	-	-	-	-
05 02 01 02 C1		Intervention storage of cereals	-	-	-	-	-	-	-	-	-	-	-	-	-	-	-
05 02 01 03 C1		Intervention for starch	-	-	-	-	-	-	-	-	-	-	-	-	-	-	-
05 02 01 99 C1		Other measures (cereals)	-	-	-	-	-	-	-	-	-	-	-	-	-	-	-
05 02 01	C1	Cereals	-	-	-	-	-	-	-	-	-	-	-	-	-	-	-
05 02 02 01 C1		Export refunds for rice	-	-	-	-	-	-	-	-	-	-	-	-	-	-	-
05 02 02 02 C1		Intervention storage of rice	-	-	-	-	-	-	-	-	-	-	-	-	-	-	-
05 02 02 99 C1		Other measures (rice)	-	-	-	-	-	-	-	-	-	-	-	-	-	-	-
05 02 02	C1	Rice	-	-	-	-	-	-	-	-	-	-	-	-	-	-	-
05 02 03 00 C1		Refunds on non-Annex 1 products	180 139	-	-	119 444	117 545	-	-	-	-	435 123	-	2 273 722	-	-	-
05 02 03	C1	Refunds on non-Annex 1 products	180 139	-	-	119 444	117 545	-	-	-	-	435 123	-	2 273 722	-	-	-
05 02 04 01 C1		Programmes for deprived persons	11 955 154	18 626 942	175 230	-	2 298 857	2 597 700	16 919 500	85 612 855	71 278 274	97 191 811	-	1 195	-	5 011 017	7 810 145
05 02 04 99 C1		Other measures (food programmes)	-	-	-	-	-	-	-	-	-	-	-	-	-	-	-
05 02 04	C1	Food programmes	11 955 154	18 626 942	175 230	-	2 298 857	2 597 700	16 919 500	85 612 855	71 278 274	97 191 811	-	1 195	-	5 011 017	7 810 145
05 02 05 01 C1		Export refunds for sugar and isoglucose	-	-	-	-	-	-	-	-	-	-	-	-	-	-	-
05 02 05 03 C1		Production refunds for sugar used in the chemical industry	-	-	-	-	-	-	-	-	-	-	-	-	-	-	-
05 02 05 08 C1		Storage measures for sugar	-	-	-	-	-	-	-	-	-	-	-	-	-	-	-
05 02 05 99 C1		Other measures (sugar)	-	-	-	-	-	-	-	-	-	-	-	-	-	-	-
05 02 05	C1	Sugar	-	-	-	-	-	-	-	-	-	-	-	-	-	-	-
05 02 06 03 C1		Storage measures for olive oil	-	-	-	-	-	-	-	-	-	-	-	-	-	-	-
05 02 06 05 C1		Quality improvement measures	-	-	-	-	-	-	-	-	-	-	-	-	-	-	-
05 02 06 99 C1		Other measures (olive oil)	-	-	-	-	-	-	-	-	-	-	-	-	-	-	-
05 02 06	C1	Olive oil	-	-	-	-	-	-	-	-	-	-	-	-	-	-	-
05 02 07 01 C1		Aid for fibre flax and hemp programmes	1 519 366	-	-	-	36 851	-	-	-	-	5 157 425	-	-	-	14 359	-
05 02 07 03 C1		Cotton — National restructuring programmes	-	-	-	-	-	-	-	-	-	-	-	-	-	-	-
05 02 07 99 C1		Other measures (textile plants)	-	-	-	-	-	-	-	-	-	-	-	-	-	-	-
05 02 07	C1	Textile plants	1 519 366	-	-	-	36 851	-	-	-	-	5 157 425	-	-	-	14 359	-
05 02 08 01 C1		Export refunds for fruit and vegetables	-	-	-	-	-	-	-	-	-	-	-	-	-	-	-
05 02 08 03 C1		Operational funds for producer organisations	27 598 200	-	1 537 952	3 154 602	32 633 787	-	180 731	8 585 914	112 446 672	51 544 648	-	140 045 551	806 659	111 126	-
05 02 08 04 C1		Operational funds for producer organisations	23 036 271	-	-	-	-	-	-	-	-	-	-	-	-	-	-
05 02 08 05 C1		Operational funds for producer organisations	9 855 676	-	478 655	20 557	6 251 468	-	831 892	16 690 075	11 110 542	26 077 384	-	66 616 445	74 027	-	-
05 02 08 03 C1, C4, C5		Operational funds for producer organisations	60 490 146	-	2 016 607	3 175 160	38 885 265	-	180 731	9 417 806	180 185 682	88 732 574	-	206 661 996	880 686	111 126	-
05 02 08 09 C1		Compensation to encourage processing of citrus fruit	-	-	-	-	-	-	-	-	-	-	-	-	-	-	-
05 02 08 11 C1		Aid to producer groups for preliminary recognition	1 371 423	452 684	-	-	-	-	2 198 021	10 363	103 974	-	-	480 808	8 405 254	242 270	-
05 02 08 12 C1		School fruit schemes	522 672	1 455 807	3 847 766	1 038 091	9 176 465	387 468	430 388	1 611 194	3 203 936	1 241 753	-	19 801 312	4 470	855 359	1 237 021
05 02 08 99 C1		Other measures (fruit and vegetables)	-	-	-	-	-	-	-	-	-	-	-	-	-	-	-
05 02 08	C1	Fruit and vegetables	28 120 871	2 827 230	5 838 404	4 192 694	41 812 252	387 468	6 111 119	12 380 143	115 660 971	52 890 375	26 077 384	161 024 709	1 291 936	9 371 740	1 479 291
05 02 08	C4	Fruit and vegetables	9 855 676	-	478 655	20 557	6 251 468	-	831 892	16 690 075	11 110 542	26 077 384	-	66 616 445	74 027	-	-
05 02 08	C5	Fruit and vegetables	61 012 818	2 827 230	6 317 059	4 213 251	48 063 720	387 468	6 111 119	13 212 035	183 399 881	90 078 301	-	227 641 154	1 365 963	9 371 740	1 479 291
05 02 09 04 C1		Storage measures for alcohol	-	-	-	-	-	-	-	-	-	-	-	-	-	-	-
05 02 09 08 C1		National support programmes for the wine sector	-	-	-	-	-	-	-	-	-	-	-	-	-	-	-
05 02 09 09 C1		Grubbing-up scheme	18 333 877	5 203 995	-	-	38 629 762	-	7 198 840	209 883 450	260 309 566	-	-	324 449 215	4 643 000	-	-
05 02 09 99 C1		Other measures (wine-growing sector)	-	-	-	-	-	-	-	-	-	-	-	-	-	-	-
05 02 09	C1	Products of the wine-growing sector	18 333 877	5 203 995	-	38 629 762	-	-	7 198 840	209 883 450	260 309 566	-	-	324 449 215	4 643 000	-	-
05 02 10 01 C1		Promotion measures — Payments by Member States	1 604 067	1 398 769	528 213	776 632	1 463 274	15 909	701 268	5 530 474	5 213 390	8 701 316	-	7 415 937	-	345 940	1 508 336
05 02 10 02 C1		Promotion measures — Direct payments by the Union	-	-	-	-	-	-	-	-	-	-	-	-	-	-	-
05 02 10 99 C1		Other measures (promotion)	-	-	-	-	-	-	-	-	-	-	-	-	-	-	-
05 02 10	C1	Promotion	1 604 067	1 398 769	528 213	776 632	1 463 274	15 909	701 268	5 530 474	5 213 390	8 701 316	-	7 415 937	-	345 940	1 508 336
05 02 11 01 C1		Dried fodder	-	-	-	-	-	-	-	-	-	-	-	-	-	-	-
05 02 11 03 C1		Hops — Aid to producer organisations (excluding direct aids and Article 11(2)(b))	-	-	-	-	-	-	-	-	-	-	-	-	-	-	-
05 02 11 04 C1		Community Tobacco Fund (excluding Article 17(3)(2))	-	-	-	-	-	-	-	-	-	-	-	-	-	-	-
05 02 11 05 C1		Other measures (other plant products/measures)	-	-	-	-	-	-	-	-	-	-	-	-	-	-	-

ANNEX 16
 Budget 2013 - EXPENDITURE BY MEMBER STATE, BY ITEM AND BY FUND SOURCE

Commitment Appropriations		In EUROS															
Budget line	Fund source	Heading	BE	BG	CZ	DK	DE	EE	IE	EL	ES	FR	HR	IT	CY	LV	LT
05 02 11	C1	Other plant products/measures	-	-	-	-	2 277 000	-	-	5 190 183	77 173 585	120 533 591	-	-	-	-	-
05 02 12 01	C1	Refunds for milk and milk products	-	-	-	-	-	-	-	-	-	5 802	-	20 074	-	-	-
05 02 12 02	C1	Intervention storage of skimmed-milk	-	-	-	-	-	-	-	-	-	-	-	-	-	-	-
05 02 12 03	C1	Aid for disposal of skimmed milk	-	-	-	-	-	-	-	-	-	-	-	-	-	-	-
05 02 12 04	C1	Intervention storage of butter and cream	637 752	-	-	284 219	1 145 273	-	1 227 630	-	83 822	660 097	-	-	-	-	52 136
05 02 12 08	C1	School milk	665 235	1 878	409 453	709 931	5 340 605	670 954	497 093	4 720	398 593	12 017 336	-	2 878 109	151 785	605 555	790 023
05 02 12 99	C1	Other measures (milk and milk products)	-	-	-	-	2 771	-	-	-	-	-	-	-	-	-	-
05 02 12	C1	Milk and milk products	1 302 987	1 878	409 453	994 150	6 488 649	670 954	1 729 454	4 720	482 415	12 682 791	2 898 182	151 785	605 555	842 179	346 563
05 02 13 01	C1	Refunds for beef and veal	-	-	-	43 343	-32 417	-	87 219	-	230 098	73 747	-	154 298	-	-	-
05 02 13 02	C1	Intervention storage of beef and veal	-	-	-	-	-	-	-	-	-	-	-	-	-	-	-
05 02 13 03	C1	Exceptional support measures	-	-	-	-	-	-	-	-	-	-	-	-	-	-	-
05 02 13 04	C1	Refunds for live animals	-	-	21 809	-	1 198 142	36 347	-	-	-	307 707	-	-	-	-	730
05 02 13 99	C1	Other measures (beef and veal)	-	-	-	-	-	-	-	-	-	-	-	-	-	-	-
05 02 13	C1	Beef and veal	-	-	21 809	43 343	1 165 725	36 347	87 219	-	230 098	381 455	-	154 298	-	-	347 293
05 02 14 01	C1	Intervention storage of sheepmeat and goatmeat	-	-	-	-	-	-	-	-	-	-	-	-	-	-	-
05 02 14 99	C1	Other measures (sheepmeat and goatmeat)	-	-	-	-	-	-	-	-	-	-	-	-	-	-	-
05 02 14	C1	Sheepmeat and goatmeat	-	-	-	-	-	-	-	-	-	-	-	-	-	-	-
05 02 15 01	C1	Refunds for pigmeat	6 603	-	-	-	1 396	-	-	-	455 139	75 182	-	2 289 262	-	-	2 257
05 02 15 02	C1	Intervention storage of pigmeat	-	-	-	-	-	-	-	-	-	-	-	-	-	-	-
05 02 15 03	C1	Exceptional market support measures for pigmeat	-	-	-	-	-	-	-	-	-	-	-	-	-	-	-
05 02 15 04	C1	Refunds for eggs	987	-	-	9 986	142	-	-	-	115	17 079	-	35 445	-	-	-
05 02 15 05	C1	Refunds for poultrymeat	-	405 537	-	332 678	1 075 038	-	5 089	-	5 089	41 265 906	-	708 167	-	-	-
05 02 15 06	C1	Specific aid for bee-keeping	285 900	1 500 169	1 316 228	132 056	1 399 161	48 427	49 517	2 734 021	4 699 745	2 724 188	-	2 861 695	112 151	133 859	308 860
05 02 15 07	C1	Exceptional market support measures for the poultrymeat and eggs sector	-	-	-	-	-	-	-	-	-	-	-	1 092 590	-	-	-
05 02 15 99	C1	Other measures (pigmeat, poultry, eggs, bee-keeping, other animal products)	-	-	-	-	-	-	-	-	-	-	-	-	-	-	-
05 02 15	C1	Pigmeat, eggs and poultry, bee-keeping and other animal products	283 490	1 906 305	1 316 228	474 720	2 475 737	48 427	49 517	2 734 021	5 030 107	44 082 355	-	6 987 159	112 151	133 859	311 117
05 02	C1	Interventions in agricultural markets	44 976 073	43 095 001	13 493 330	6 600 982	94 666 795	3 457 961	5 776 266	62 246 582	522 837 331	596 803 917	-	654 796 665	6 198 872	15 482 468	11 410 840
05 02 01	C1	SPS (single payment scheme)	47 868 020	43 095 001	13 971 985	6 621 539	100 918 262	3 457 961	5 776 266	63 078 474	590 576 242	633 991 843	-	701 413 110	6 272 900	15 482 468	11 410 840
05 03 01 01	C5	SPS (single payment scheme)	47 192 387	-	-	893 207 598	5 240 672 739	-	1 217 995 317	2 007 833 990	4 216 530 776	6 900 043 168	-	3 232 433 665	-	-	-
05 03 01 02	C1	SAFS (single area payment scheme)	46 139	-	-	15 099 742	13 088 154	-	10 008 784	855 124	266 392 905	12 263 360	-	444 624 343	-	-	-
05 03 01 03	C1	Separate fruit and vegetables payment	472 028 526	-	-	908 301 339	5 253 760 893	-	1 228 004 101	2 008 689 114	4 482 923 681	6 912 306 527	-	3 677 088 008	-	-	-
05 03 01 04	C1	Separate fruit and vegetables payment (Article 66) — Decoupled	-	-	-	-	-	-	-	-	-	-	-	-	-	-	-
05 03 01 05	C1	Separate soft fruit payment	3 438 903	-	-	17 540 158	-	-	-	-	49 429 249	139 695 764	-	155 126 401	-	-	-
05 03 01 06	C1	Separate soft fruit payment (decoupled direct aids)	-	-	-	-	-	-	-	-	-	-	-	-	-	-	-
05 03 01 99	C1	Other (decoupled direct aids)	-	129 985	-	-	-	-	-	-	-	-	-	-	-	-	-
05 03 01	C1	Decoupled direct aids	475 291 305	467 298 567	793 169 358	910 741 755	5 240 672 739	90 684 327	1 217 995 317	2 007 833 990	4 265 960 024	7 039 738 932	-	3 387 560 066	40 500 307	127 880 396	332 447 949
05 03 01 C1 C4 C5			46 139	-	-	15 099 742	13 088 154	-	10 008 784	855 124	266 392 905	12 263 360	-	444 624 343	-	-	-
05 03 01 C1 C5			475 337 444	467 298 567	793 169 358	925 841 497	5 253 760 893	90 684 327	1 228 004 101	2 008 689 114	4 532 352 929	7 052 002 291	-	3 832 184 409	40 500 307	127 880 396	332 447 949
05 03 02 01	C1	Crops area payments	425 136	-	-	121	57 359	-	8 275	154 774	159 596	81 618	-	2 504 915	-	-	-
05 03 02 04	C1	Supplementary aid for durum wheat: traditional production zones	-	-	-	-	-	-	-	51 543	26 466	424	-	112 908	-	-	-
05 03 02 05	C1	Production aid for seeds	-	-	-	-	-	-	-	-	46 999	81 891	-	51 684	-	-	-
05 03 02 06	C1	Sucker-cow premium	69 577 433	-	-	-	9 357	-	3 458	-	233 445 276	482 038 953	-	29 986	-	-	-
05 03 02 07	C1	Additional sucker-cow premium	17 340 182	-	-	-	-	-	-	-	722	90	-	57 020	-	-	-
05 03 02 08	C1	Beer special premium	-	-	-	-30 637	56 641	-	5 062	-43	34 514	-135	-	49	-	-	-
05 03 02 09	C1	Beer slaughter premium — Calves	3 207	-	-	-	27 745	-	3 834	-	175 763	49	-	48 296	-	-	-
05 03 02 10	C1	Beer slaughter premium — Adults	-	-	-	-	-	-	-	-	27 745	908	-	24 468	-	-	-
05 03 02 11	C1	Sheep and goat supplementary premium	-	-	-	-1 882	-	-	41 325	-	31 223	68	-	13 104	-	-	-
05 03 02 12	C1	Payments to starch potato producers	-	-	-	98 002	3 424	-	-	-	26 395	202 414	-	210 849	-	-	-
05 03 02 19	C1	Area aid for rice	-	-	-	-	-	-	-	5 277	4 120	-	-	33 822	-	-	-
05 03 02 21	C1	Aid for olive groves	-	-	-	-	-	-	-	-	-	-	-	-	-	-	-
05 03 02 22	C1	Tobacco aid	-	-	-	-	-	-	-	-	-	-	-	-	-	-	-
05 03 02 23	C1	Hops area aid	-	-	-	-	-	-	-	-	-	-	-	-	-	-	-
05 03 02 24	C1	Specific quality premium for durum wheat	-	-	-	-	4 014	-	1 366	-	311 494	469	-	27 947	-	-	-
05 03 02 25	C1	Protein crop premium	-	-	-	-	-	-	-	-	30 236	16 644	-	204 443	-	-	-
05 03 02 26	C1	Area payments for nuts	-368	-	-	-	-	-	-	18 357	576 262	3 620	-	9 728	-	-	-
05 03 02 28	C1	Area payments for specific types of farming and quality production	-	-	-	-	-	-	-	389 202	9 728	7 063	-	280 678	-	-	-
05 03 02 36	C1	Additional amount for sugar beet and cane producers	-	-	-	-	-	-	-	97 591	20 845 134	-	-	-2 939	-	-	-
05 03 02 39	C1	Area aid for cotton	-	-	-	-	-	-	-	183 505 562	58 756 842	-	-	-	-	-	-

ANNEX 16
 Budget 2013 - EXPENDITURE BY MEMBER STATE, BY ITEM AND BY FUND SOURCE

Commitment Appropriations		In EURS															
Budget line	Fund source	Heading	BE	BG	CZ	DK	DE	EE	IE	EL	ES	FR	HR	IT	CY	LV	LT
05 03 02 41	C1	Transitional fruit and vegetables payment — Tomatoes	-	-	-	-	-	-	-	181 494	3 105	945	-	563 185	-	-	-
05 03 02 42	C1	Transitional fruit and vegetables payment — Other products than tomatoes	-	-	-	-	-	-	-	-26 120	165 460	30 025 009	-	786 121	3 342 639	-	-
05 03 02 43	C1	Transitional soft fruit payment	-	-	-	-	-	-	-	-	-	-	-	-	-	-	-
05 03 02 44	C1	Specific support (Article 68) — Coupled direct aids	4 397 570	27 137 707	30 951 916	13 260 844	357	1 239 813	22 771 815	71 952 775	162 165 700	232 312 430	-	131 908 960	-	5 033 248	13 134 166
05 03 02 50	C1	POSEI — European Union support programmes	-	-	-	-	-	-	-	-	204 727 470	170 931 770	-	-	-	-	-
05 03 02 51	C1	POSEI — Other direct aids and earlier regimes	-	-	-	-	-	-	-	-	-	-	-	-	-	-	-
05 03 02 52	C1	POSEI — Aegean islands	-	-	-	-	-	-	-	16 156 023	-	-	-	-	-	-	-
05 03 02 99	C1	Other (direct aids)	-242 636	-	-	-	16 258	-	19 946	1 715	63 690	11 748	-	-9 684 708	-	-	-508
05 03 02 01	C1	Additional amounts of aid	91 500 525	27 137 707	30 951 916	13 226 448	175 154	1 239 813	22 855 080	273 576 433	704 885 734	915 499 503	-	1 27 369 518	3 342 639	5 033 248	13 133 659
05 03 03	C1	Additional amounts of aid	89	-	-	-2 138	2 841	-	113	-200	-66	278	-	30 023	-	-	-
05 03	C1, C5	Direct aids	566 791 970	494 436 374	824 121 274	924 056 056	5 240 850 735	91 924 140	1 240 860 510	2 281 410 732	4 970 845 693	7 955 238 712	-	3 514 079 607	43 842 946	132 913 644	345 581 608
05 03	C1, C5	Direct aids	46 139	-	-	15 099 945	13 088 152	-	10 089 784	853 124	206 392 002	13 283 260	-	444 624 343	-	-	-
05 03	C1, C5	Direct aids	566 838 059	494 436 374	824 121 274	939 165 807	5 253 938 888	91 924 140	1 250 859 294	2 282 263 347	5 237 238 598	7 967 502 072	-	3 959 603 950	43 842 946	132 913 644	345 581 608
05 04 01 14	C1	Rural development (financed by the EAGF Guarantee Section — Programming period 2000 to 2006)	-12 749	-	-	-3 989	-30 689	-	-4 685	-8 726	-37 862	-	-	-895 709	-	-	-
05 04 01	C1	Rural development financed by the EAGF Guarantee Section — Programming period 2000 to 2006	-12 749	-	-	-3 989	-30 689	-	-4 685	-8 726	-37 862	-	-	-895 709	-	-	-
05 04 03 02	C1	Part and annuities resources — Capital expenditure measures	-	-	-	-	-	-	-	-	-	-	-	-	-	-	-
05 04 03	C1	Other measures	-	-	-	-	-	-	-	-	-	-	-	-	-	-	-
05 04	C1	Rural development	-12 749	-	-	-3 989	-30 689	-	-4 685	-8 726	-37 862	-	-	-895 709	-	-	-
05 07 01 02	C1	Monitoring and preventive measures — Direct payments by the Union	-	-	-	-	-	-	-	-	-	-	-	-	-	-	-
05 07 01 06	C1	Accounting clearance of previous years' accounts with regard to shared management expenditure under the EAGF Guarantee Section (previous measures) and under the EAGF Conformity clearance of previous years' accounts with regard to shared management expenditure under the EAGF Guarantee Section (previous measures) and under the EAGF	-34 845	-68 967	4 400	172 047	310 212	12 468	1 415 446	820 822	107 572 573	396 888	-	2 165 432	64 483	18 641	199 390
05 07 01	C1	Control of agricultural expenditure	-34 845	-68 967	4 400	172 047	310 212	12 468	1 415 446	820 822	107 572 573	396 888	-	2 165 432	64 483	18 641	199 390
05 07 02	C1	Settlement of disputes	324 964	-	-	-	-	-	-	-	-	-	-	-	-	-	-
05 07	C1	Audit of agricultural expenditure	290 119	-68 967	4 400	172 047	310 212	12 468	1 415 446	820 822	107 572 573	396 888	-	2 165 432	64 483	18 641	199 390
05 08 01	C1	Farm Accountancy Data Network (FADN)	-	-	-	-	-	-	-	-	-	-	-	-	-	-	-
05 08 02	C1	Surveys on the structure of agricultural holdings	-	-	-	-	-	-	-	-	-	-	-	-	-	-	-
05 08 03	C1	Restructuring of systems for agricultural surveys	-	-	-	-	-	-	-	-	-	-	-	-	-	-	-
05 08 06	C1	Enhancing public awareness of the common agricultural policy	-	-	-	-	-	-	-	-	-	-	-	-	-	-	-
05 08 09	C1	European Agricultural Guarantee Fund (EAGF) — Operational technical assistance	-	-	-	-	-	-	-	-	-	-	-	-	-	-	-
05 08	C1	Policy strategy and coordination of the Agriculture and rural development policy area	-	-	-	-	-	-	-	-	-	-	-	-	-	-	-
05	C1	Agriculture and rural development	612 045 363	537 462 308	837 619 004	930 835 105	5 335 797 053	95 394 570	1 248 037 538	2 344 477 627	5 601 246 871	8 552 401 656	-	4 151 045 996	50 106 302	148 414 754	357 191 838
05	C4	Agriculture and rural development	23 036 271	-	-	-	-	-	-	-	51 048 836	26 077 384	-	-	-	-	-
05	C1, C4, C5	European Agricultural Guarantee Fund (EAGF) — Non-operational technical assistance	4 901 815	478 655	15 120 299	19 339 621	-	-	10 008 784	1 687 016	253 062 860	23 373 902	-	511 240 788	74 027	-	-
11 01 04 08	C1	Support expenditure for operations in the Maritime affairs and fisheries policy area	644 985 448	557 462 308	838 097 689	945 955 604	5 355 136 674	95 394 570	1 256 046 321	2 346 104 643	5 995 378 686	8 601 852 942	-	4 662 286 784	50 160 329	148 414 754	357 191 838
11 01 04	C1	Support expenditure for operations in the Maritime affairs and fisheries policy area	-	-	-	-	-	-	-	-	-	-	-	-	-	-	-

ANNEX 16
 Budget 2013- EXPENDITURE BY MEMBER STATE, BY ITEM AND BY FUND SOURCE

Commitment Appropriations		In EUROS																
Budget line	Fund source	Heading	BE	BG	CZ	DK	DE	EE	IE	EL	ES	FR	HR	IT	CY	LV	LT	
11 01	C1	Administrative expenditure of the Maritime affairs and fisheries policies	-	-	-	-	-	-	-	-	-	-	-	-	-	-	-	
11 02 01 01	C1	Intervention in fishery products — New measures	-	-	-	-	-	-	-	-	-	-	-	-	-	-	-	
11 02 01	C1	Intervention in fishery products	-	-	-	-	-	-	-	-	-	-	-	-	-	-	-	
11 02 03 01	C1	Fisheries programme for the outermost regions — New measures	-	-	-	-	-	-	-	-	-	-	-	-	-	-	-	
11 02 03	C1	Fisheries programme for the outermost regions	-	-	-	-	-	-	-	-	-	-	-	-	-	-	-	
11 02	C1	Fisheries markets	-	-	-	-	-	-	-	-	-	-	-	-	-	-	-	
11	C1	Maritime affairs and fisheries	-	-	-	-	-	-	-	-	-	-	-	-	-	-	-	
17 01 04 01	C1	Plant-health measures — Expenditure on administrative management	-	-	-	-	-	-	-	-	-	-	-	-	-	-	-	
17 01 04 05	C1	Feed and food safety and related activities expenditure on administrative management	-	-	-	-	-	-	-	-	-	-	-	-	-	-	-	
17 01 04 05	C1, C4	Animal disease eradication and emergency fund — Expenditure on administrative management	-	-	-	-	-	-	-	-	-	-	-	-	-	-	-	
17 01 04 07	C1	Animal disease eradication and emergency fund — Expenditure on administrative management	-	-	-	-	-	-	-	-	-	-	-	-	-	-	-	
17 01 04 31	C1	Executive Agency for Health and Consumers — Contribution from programmes under Heading 2	-	-	-	-	-	-	-	-	-	-	-	-	-	-	-	
17 01 04	C1	Support expenditure for operations of Health and consumer protection policy area	-	-	-	-	-	-	-	-	-	-	-	-	-	-	-	
17 01 04	C4	Support expenditure for operations of Health and consumer protection policy area	-	-	-	-	-	-	-	-	-	-	-	-	-	-	-	
17 01	C1	Administrative expenditure of Health and consumer protection	-	-	-	-	-	-	-	-	-	-	-	-	-	-	-	
17 01	C4	Administrative expenditure of Health and consumer protection	-	-	-	-	-	-	-	-	-	-	-	-	-	-	-	
17 01	C1, C4	Administrative expenditure of Health and consumer protection	-	-	-	-	-	-	-	-	-	-	-	-	-	-	-	
17 04 01 01	C1	Animal disease eradication and monitoring programmes and monitoring of the physical conditions of animals that could pose a health risk linked to an external health risk	-	-	-	-	-	-	-	-	-	-	-	-	-	-	-	
17 04 01 01	C4	Animal disease eradication and monitoring programmes and monitoring of the physical conditions of animals that could pose a health risk linked to an external health risk	-	-	-	-	-	-	-	-	-	-	-	-	-	-	-	
17 04 01 01	C1, C4, C5	Animal disease eradication and monitoring programmes and monitoring of the physical conditions of animals that could pose a health risk linked to an external health risk	-	-	-	-	-	-	-	-	-	-	-	-	-	-	-	
17 04 01	C1	Animal disease eradication and monitoring programmes and monitoring of the physical conditions of animals that could pose a health risk linked to an external health risk	-	-	-	-	-	-	-	-	-	-	-	-	-	-	-	
17 04 01	C4	Animal disease eradication and monitoring programmes and monitoring of the physical conditions of animals that could pose a health risk linked to an external health risk	-	-	-	-	-	-	-	-	-	-	-	-	-	-	-	
17 04 01	C5	Animal disease eradication and monitoring programmes and monitoring of the physical conditions of animals that could pose a health risk linked to an external health risk	-	-	-	-	-	-	-	-	-	-	-	-	-	-	-	
17 04 02 01	C1	Other measures in the veterinary, animal welfare and public health field — New measures	-	-	-	-	-	-	-	-	-	-	-	-	-	-	-	
17 04 02 01	C4	Other measures in the veterinary, animal welfare and public health field — New measures	-	-	-	-	-	-	-	-	-	-	-	-	-	-	-	
17 04 02 01	C1, C4	Other measures in the veterinary, animal welfare and public health field — New measures	-	-	-	-	-	-	-	-	-	-	-	-	-	-	-	
17 04 02	C1	Other measures in the veterinary, animal welfare and public health field	-	-	-	-	-	-	-	-	-	-	-	-	-	-	-	
17 04 02	C4	Other measures in the veterinary, animal welfare and public health field	-	-	-	-	-	-	-	-	-	-	-	-	-	-	-	
17 04 02	C1, C4	Other measures in the veterinary, animal welfare and public health field	-	-	-	-	-	-	-	-	-	-	-	-	-	-	-	
17 04 03 01	C1	Emergency fund for veterinary complaints and other animal contaminants which are a risk to public health — New measures	-	-	-	-	-	-	-	-	-	-	-	-	-	-	-	
17 04 03	C1	Emergency fund for veterinary complaints and other animal contaminants which are a risk to public health	-	-	-	-	-	-	-	-	-	-	-	-	-	-	-	
17 04 04 01	C1	Plant health measures — New measures	-	-	-	-	-	-	-	-	-	-	-	-	-	-	-	
17 04 04	C1	Plant health measures	-	-	-	-	-	-	-	-	-	-	-	-	-	-	-	
17 04 07 01	C1	Feed and food safety and related activities — New measures	-	-	-	-	-	-	-	-	-	-	-	-	-	-	-	
17 04 07	C1	Feed and food safety and related activities	-	-	-	-	-	-	-	-	-	-	-	-	-	-	-	
17 04	C1	Food and feed safety, animal health, animal welfare and plant health	-	-	-	-	-	-	-	-	-	-	-	-	-	-	-	
17 04	C4	Food and feed safety, animal health, animal welfare and plant health	-	-	-	-	-	-	-	-	-	-	-	-	-	-	-	
17 04	C5	Food and feed safety, animal health, animal welfare and plant health	-	-	-	-	-	-	-	-	-	-	-	-	-	-	-	
17 04	C1, C4, C5	Food and feed safety, animal health, animal welfare and plant health	-	-	-	-	-	-	-	-	-	-	-	-	-	-	-	
17	C1	Health and consumer protection	-	-	-	-	-	-	-	-	-	-	-	-	-	-	-	
17	C4	Health and consumer protection	-	-	-	-	-	-	-	-	-	-	-	-	-	-	-	
17	C5	Health and consumer protection	-	-	-	-	-	-	-	-	-	-	-	-	-	-	-	
17	C1, C4, C5	Health and consumer protection	-	-	-	-	-	-	-	-	-	-	-	-	-	-	-	
Sub-total EAGF Expenditure Fund source C1			612 045 363	537 402 308	837 619 004	920 835 105	5 335 797 053	95 394 570	1 248 037 538	2 344 477 627	5 601 246 871	8 552 407 656	-	4 151 045 996	50 106 302	148 414 754	357 191 838	
Sub-total EAGF Expenditure Fund source C4			23 036 271	-	-	-	-	-	-	-	-	-	-	-	-	-	-	-
Sub-total EAGF Expenditure Fund source C5			9 901 815	-	478 655	15 120 299	19 339 621	-	-	10 008 784	1 687 016	283 082 980	23 373 902	5 111 240 788	74 027	-	-	-
TOTAL 2013 EAGF EXPENDITURE BY MEMBER STATE			644 983 448	537 402 308	838 097 659	945 955 404	5 355 136 674	95 394 570	1 258 046 321	2 346 164 643	5 935 378 686	8 601 852 942	-	4 662 286 784	50 180 329	148 414 754	357 191 838	

ANNEX 16
 Budget 2013 - EXPENDITURE BY MEMBER STATE, BY ITEM AND BY FUND SOURCE

Commitment Appropriations													In EURS				
Budget line	Fund source	Heading	LU	HU	MT	NL	AT	PL	PT	RO	SI	SK	FI	SE	UK	EU	TOTAL
05 01 04 01 C1		European Agriculture Guarantees Fund (EAGF) Non-operational technical assistance	-	-	-	-	-	-	-	-	-	-	-	-	-	7 207 631	7 207 631
05 01 04 C1		Support expenditure for operations in the Agriculture and rural development policy area	-	-	-	-	-	-	-	-	-	-	-	-	-	7 207 631	7 207 631
05 01 C1		Administrative expenditure of the Agriculture and RD policy area	-	-	-	-	-	-	-	-	-	-	-	-	-	7 207 631	7 207 631
05 02 01 01 C1		Export refunds for cereals	-	-	-	-	-	-	-	-	-	-	-	-	-	-	-
05 02 01 02 C1		Intervention storage of cereals	-	-	-	-	-	-	-	-	-	-	-	990 124	-	-	88 854
05 02 01 03 C1		Intervention for starch	-	-	-	-	-	-	-	-	-	-	-	-	-	-	-775
05 02 01 99 C1		Other measures (cereals)	-	-	-	-	-	-	-	-	-	-	-	-	-	-	-
05 02 01 C1		Cereals	-	-	-	-	-	-	-	-	-	-	-	990 124	-	-	88 079
05 02 02 01 C1		Export refunds for rice	-	-	-	-	-	-	-	-	-	-	-	-	-	-	-
05 02 02 02 C1		Intervention storage of rice	-	-	-	-	-	-	-	-	-	-	-	-	-	-	-
05 02 02 99 C1		Other measures (rice)	-	-	-	-	-	-	-	-	-	-	-	-	-	-	-
05 02 02 C1		Rice	-	-	-	-	-	-	-	-	-	-	-	-	-	-	-
05 02 03 00 C1		Refunds on non-Annex 1 products	-	-	-	-	84	-	100 488	-	-	-	-	-	4 211	-	4 879 805
05 02 03 C1		Refunds on non-Annex 1 products	-	-	-	84	-	100 488	-	-	-	-	-	-	4 211	-	4 879 805
05 02 04 01 C1		Programmes for deprived persons	161 178	13 926 314	518 300	-	20 321 112	2 401 450	888 474	55 535 663	2 588 445	-	3 531 975	-	-	-	491 527 534
05 02 04 99 C1		Other measures (food programmes)	-	-	-	-	76 924 105	19 044 069	-	-	-	-	-	-	-	-	1 195
05 02 04 C1		Food programmes	161 178	13 926 314	518 300	-	76 924 105	19 044 069	888 474	55 535 663	2 588 445	-	3 531 975	-	-	-	491 528 729
05 02 05 01 C1		Export refunds for sugar and isoglucose	-	-	-	3 333	-	-	-	-	-	-	-	-	41 714	-	45 046
05 02 05 03 C1		Production refunds for sugar used in the chemical industry	-	-	-	-	-	-	-	-	-	-	-	-	-	-	-9 166
05 02 05 08 C1		Storage measures for sugar	-	-	-	-	-	-	-	-	-	-	-	-	-	-	-182 649
05 02 05 99 C1		Other measures (sugar)	-	-	-	-	-	-	-	-	-	-	-	-	-	-	-
05 02 05 C1		Sugar	-	-	-	3 333	-	-	-	-	-	-	-	-	41 714	-	- 182 649
05 02 06 03 C1		Storage measures for olive oil	-	-	-	-	-	-	-	-	-	-	-	-	-	-	17 204 146
05 02 06 05 C1		Quality improvement measures	-	-	-	-	-	-	-	-	-	-	-	-	-	-	43 169 173
05 02 06 99 C1		Other measures (olive oil)	-	-	-	-	-	-	-	-	-	-	-	-	-	-	565 210
05 02 06 C1		Olive oil	-	-	-	-	-	-	-	-	-	-	-	-	-	-	60 938 529
05 02 07 01 C1		Aid for fibre flax and hemp	-	-	-	148 512	7 836	44 868	-	-	-	-	-	-	108 963	-	7 037 678
05 02 07 03 C1		Cotton — National restructuring programmes	-	-	-	-	-	-	-	-	-	-	-	-	-	-	10 102 599
05 02 07 99 C1		Other measures (textile plants)	-	-	-	-	-	-	-	-	-	-	-	-	-	-	-
05 02 07 C1		Textile plants	-	-	-	148 512	7 836	44 368	-	-	-	-	-	-	108 963	-	17 140 277
05 02 08 01 C1		Export refunds for fruit and vegetables	-	-	-	-	7 089	-	-	-	-	-	-	-	-	-	1 192 399
05 02 08 03 C1		Operational funds for producer organisations	3 725 144	-	-	34 119 747	5 364 538	758 952	8 053 028	420 820	-	149 109	1 745 565	4 543 027	27 024 228	-	464 550 000
05 02 08 04 C1		Operational funds for producer organisations	-	-	-	18 578 642	-	-	-	-	-	-	-	-	-	-	118 741 133
05 02 08 05 C1		Operational funds for producer organisations	170 701	-	-	20 321 112	2 401 450	53 380	888 474	888 474	-	33 221	215 082	523 256	6 928 421	-	143 464 435
05 02 08 06 C1		Operational funds for producer organisations	3 895 845	-	-	73 019 502	7 765 988	812 332	8 941 502	420 820	-	182 330	1 960 646	5 066 283	33 952 649	-	726 755 568
05 02 08 09 C1		Compensation to encourage processing of citrus fruit	-	-	-	-	-	-	-	-	-	-	-	-	-	-	-5 646
05 02 08 11 C1		Aid to producer groups for preliminary recognition	14 417 767	-	-	-	-	307 264 392	24 391	8 339 635	-	-	62 684	-	-	-	343 373 667
05 02 08 13 C1		school fruit schemes	176 692	-	-	2 859 376	582 315	8 972 821	502 072	1 940 249	568 966	-	-	-	-	-	66 736 816
05 02 08 99 C1		Other measures (fruit and vegetables)	-	-	-	60 327	-	-	-	-	-	-	-	-	-	-	33 529
05 02 08 C1		Fruit and vegetables	176 692	21 382 780	261 985	37 129 450	5 946 853	316 996 166	8 566 579	10 700 705	568 966	2 928 563	1 745 565	4 543 027	27 024 228	-	875 880 760
05 02 08 C4			-	-	-	-	-	-	-	-	-	-	-	-	-	-	-
05 02 08 C5		Fruit and vegetables	170 701	21 553 481	261 985	20 321 112	2 401 450	53 380	888 474	10 700 705	568 966	2 961 785	1 960 646	5 066 283	33 952 649	-	1 138 086 328
05 02 09 04 C1		Storage measures for alcohol	-	-	-	-	-	-	-	-	-	-	-	-	-	-	-
05 02 09 08 C1		National support programmes for the wine sector	29 080 982	-	-	11 162 798	-	65 160 000	42 059 069	5 034 956	5 067 149	-	-	-	-	-	1 046 416 618
05 02 09 09 C1		Grubbing-up scheme	18 448	-	-	-	-	-	-	-	-	-	-	-	-	-	368 029
05 02 09 99 C1		Other measures (wine-growing sector)	-	-	-	-	-	-	-	-	-	-	-	-	-	-	-2 552 579
05 02 09 C1		Products of the wine-growing sector	29 092 105	11 162 798	65 203 152	42 059 069	5 034 956	5 067 149	-	-	-	-	-	-	-	-	1 044 232 068
05 02 10 01 C1		Promotion measures — Payments by Member States	-	61 404	3 033 463	2 502 819	5 211 623	1 154 117	479 512	479 512	129 168	-	93 187	-	2 260 261	-	50 129 078
05 02 10 02 C1		Promotion measures — Direct payments by the Union	-	-	-	-	-	-	-	-	-	-	-	-	-	1 346 727	1 346 727
05 02 10 99 C1		Other measures (promotion)	-	-	-	-	-	-	-	-	-	-	-	-	-	-	-
05 02 10 C1		Promotion	-	61 404	3 033 463	2 502 819	5 211 623	1 154 117	479 512	479 512	129 168	-	93 187	-	2 260 261	-	51 475 805
05 02 11 01 C1		Dried fodder	591	-	-	-	-	-	-	-	-	-	-	-	-	-	-25 617
05 02 11 03 C1		Help — Ad to producer organisations (excluding direct aids and Article 11 (2) (b))	-	-	-	-	-	-	-	-	-	-	-	-	-	-	2 277 000
05 02 11 04 C1		Community Tobacco Fund (excluding Article 17 (3) (2))	-	-	-	-	-	22 470 340	-	-	-	-	-	-	-	-	225 393 908
05 02 11 05 C1		Other measures (other plant products/measures)	-	-	-	-	-	-	-	-	-	-	-	-	-	-	-
05 02 11 99 C1		Other measures (other plant products/measures)	-	-	-	-	-	-	-	-	-	-	-	-	-	-	-

ANNEX 16
 Budget 2013 - EXPENDITURE BY MEMBER STATE, BY ITEM AND BY FUND SOURCE

Commitment Appropriations		In EUROS															
Budget line	Fund source	LU	HU	MT	NL	AT	PL	PT	RO	SI	SK	FI	SE	UK	EU	TOTAL	
05 02 11	CI	-	591	-	-	-	-	22 470 340	-	-	-	-	-	-	-	227 645 291	
05 02 12 01	CI	-	-	-	-	-	-	29 680	-	-	-	-	-	7 115	-	62 670	
05 02 12 02	CI	-	-	-	-	-	-	-	-	-	-	-	-	-	-	-	
05 02 12 03	CI	-	-	-	-	-	-	-	-	-	-	-	-	-	-	-	
05 02 12 04	CI	-	-	-	2 637 484	44 770	58 031	-	-	-	-	-	103 779	167 060	-	7 102 012	
05 02 12 08	CI	23 574	1 442 351	24 396	480 565	629 775	9 858 832	639 515	9 572 100	4 794	626 811	3 966 616	6 246 150	4 525 500	-	63 177 530	
05 02 12 99	CI	-	-	-	-	-	-	-	-	-	-	238	-	-	-	7 285	
05 02 12	CI	23 574	1 442 351	24 396	3 118 048	674 485	9 916 864	669 194	9 572 100	4 794	626 811	3 966 616	6 349 930	4 699 675	-	70 349 498	
05 02 13 01	CI	-	-	-	9 786	38 949	3 626 009	-	-	-	-	-	-	53	-	4 578 186	
05 02 13 02	CI	-	-	-	-	-	-	-	-	-	-	-	-	-	-	-	
05 02 13 03	CI	-	-	-	-	-	-	-	-	-	-	-	-	-	-	-	
05 02 13 04	CI	-	41 373	-	174 939	113 358	12 213	-	-	-	1 993	2 446	-	-	-	1 911 058	
05 02 13 99	CI	-	-	-	-	-	-	-	-	-	-	-	-	-	-	-56	
05 02 13	CI	-	41 373	-	184 725	152 307	3 638 222	-	-	-	1 993	2 446	-	533	-	6 489 188	
05 02 14 01	CI	-	-	-	-	-	-	-	-	-	-	-	-	-	-	-	
05 02 14 99	CI	-	-	-	-	-	-	-	-	-	-	-	-	-	-	-	
05 02 14	CI	-	-	-	-	-	-	-	-	-	-	-	-	-	-	-	
05 02 15 01	CI	-	-	-	4 497	376	30 948	470 518	-	-	-	-	-	157 997	-	3 474 174	
05 02 15 02	CI	-	-	-	-	-	-	-	-	-	-	-	-	-	-	-	
05 02 15 03	CI	-	-	-	-	-	-	-	-	-	-	-	-	-	-	-	
05 02 15 04	CI	-	3 267	-	6 453	-	-	-	-	-	-	-	-	-	-	84 376	
05 02 15 05	CI	-	797 928	-	131 792	67 188	530 462	791 568	-	-	-	-	-	10 901	-	46 111 352	
05 02 15 06	CI	17 108	1 847 402	6 987	177 323	750 000	2 332 998	1 087 546	3 446 297	333 545	574 406	100 595	208 382	680 395	-	29 759 580	
05 02 15 07	CI	-	-	-	-	-	-	-	-	-	-	-	-	-	-	1 092 590	
05 02 15 99	CI	-	-	-	-	-	-	-	-	-	-	-	-	-	-	-	
05 02 15	CI	17 108	2 648 596	6 987	320 065	750 376	2 431 134	2 088 527	4 237 865	333 545	574 406	100 595	208 382	849 293	-	80 522 072	
05 02	CI	378 553	68 534 110	873 071	45 586 644	21 197 518	415 162 482	1 19 316 465	1 22 404 914	8 659 875	9 198 922	9 440 623	12 091 465	34 988 878	1 346 727	2 931 023 332	
05 02	CS	-	-	-	-	-	-	-	-	-	-	-	-	-	-	-	
05 02	CS	378 553	68 534 110	873 071	45 586 644	21 197 518	415 162 482	1 19 316 465	1 22 404 914	8 659 875	9 198 922	9 440 623	12 091 465	34 988 878	1 346 727	2 931 023 332	
05 02	CS, CA, CS	-	-	-	-	-	-	-	-	-	-	-	-	-	-	-	
05 03 01 01	CS	33 638 533	98 489	-	1 528 653	47 117 065	627 465 073	-	428 074 353	-	43 871 145	-	482 338 790	678 983 478	3 057 719 854	-	30 291 775 628
05 03 01 02	CS	-	-	-	-	-	-	-	-	-	-	-	-	-	-	-	-
05 03 01 03	CS	-	1 030 797 894	-	-	-	2 489 120 189	-	1 043 307 054	-	323 087 425	-	-	-	-	-	6 681 196 780
05 03 01 04	CS	-	40 484 143	-	-	-	158 123 638	-	6 047 126	-	665 106	-	-	-	-	-	280 141 810
05 03 01 05	CS	-	4 535 673	-	-	-	6 642 174	-	-	-	-	-	-	-	-	-	12 289 530
05 03 01 06	CS	-	81 771 620	-	3 511 873	-	12 722 918	-	-	-	-	-	-	-	-	-	463 236 885
05 03 01 99	CS	-	385 191	-	-	-	10 959 946	-	-	-	-	-	-	-	-	-	11 479 813
05 03 01	CS	33 638 533	1 157 944 522	3 306 446	759 196 189	627 465 073	2 664 845 896	440 758 029	1 049 354 181	43 871 145	342 754 049	482 338 790	678 983 478	3 057 719 854	-	37 739 951 218	
05 03 01	CS	98 489	-	-	1 528 653	47 117 065	338 113	-	1 594 183	-	78 557 442	-	1 422 798	7 320 411	201 802 167	-	1 102 157 870
05 03 01	CS, CA, CS	33 737 021	1 157 944 522	4 835 099	806 313 254	627 803 187	2 664 845 896	442 352 211	1 049 354 181	122 428 587	342 754 049	483 761 587	686 303 889	3 259 522 021	-	38 842 109 088	
05 03 02 01	CS	-	-	-	222 468	540	-	-	-	-	-	-	-	5 843	-	3 617 771	
05 03 02 04	CS	-	-	-	-	-	-	-	-	-	-	-	-	-	-	191 341	
05 03 02 05	CS	-	-	-	-	-	-	-	-	-	-	-	-	-	-	188 629	
05 03 02 06	CS	-	-	-	65 509 197	-	70 438 770	-	-	-	-	8 056	-	1 610	-	921 054 366	
05 03 02 07	CS	-	-	-	86 794	-	8 389 782	-	-	-	-	-	-	194	-	48 977 730	
05 03 02 08	CS	-	-	-	-	-	-	-	-	437	-	-	29	2 087	-	149 045	
05 03 02 09	CS	-	-	-	-	-	-	-	-	-	-	-	-	-	-	408 814	
05 03 02 10	CS	-	-	-	-	-	-	-	-	-	-	-	-	-	-	21 188 233	
05 03 02 11	CS	-	-	-	-	-	-	-	-	-	-	-	-	-	-	2 700	
05 03 02 12	CS	-	-	-	-	-	-	-	-	-	-	-	-	-	-	6 821 053	
05 03 02 13	CS	-	-	-	-	-	-	-	-	-	-	-	-	-	-	135 332	
05 03 02 14	CS	-	-	-	-	-	-	-	-	-	-	-	-	-	-	264 744	
05 03 02 15	CS	-	-	-	-	-	-	-	-	-	-	-	-	-	-	283 775	
05 03 02 16	CS	-	-	-	-	-	-	-	-	-	-	-	-	-	-	37 942	
05 03 02 17	CS	-	-	-	-	-	-	-	-	-	-	-	-	-	-	-	
05 03 02 18	CS	-	-	-	-	-	-	-	-	-	-	-	-	-	-	347 083	
05 03 02 19	CS	-	-	-	-	-	-	-	-	-	-	-	-	-	-	719 387	
05 03 02 20	CS	-	-	-	-	-	-	-	-	-	-	-	-	-	-	265 929	
05 03 02 21	CS	-	-	-	-	-	-	-	-	-	-	-	-	-	-	415 375	
05 03 02 22	CS	-	-	-	-	-	-	-	-	-	-	-	-	-	-	-	
05 03 02 23	CS	-	-	-	-	-	-	-	-	-	-	-	-	-	-	-	
05 03 02 24	CS	-	-	-	-	-	-	-	-	-	-	-	-	-	-	-	
05 03 02 25	CS	-	-	-	-	-	-	-	-	-	-	-	-	-	-	-	
05 03 02 26	CS	-	-	-	-	-	-	-	-	-	-	-	-	-	-	-	
05 03 02 27	CS	-	-	-	-	-	-	-	-	-	-	-	-	-	-	-	
05 03 02 28	CS	-	-	-	-	-	-	-	-	-	-	-	-	-	-	-	
05 03 02 29	CS	-	-	-	-	-	-	-	-	-	-	-	-	-	-	-	
05 03 02 30	CS	-	-	-	-	-	-	-	-	-	-	-	-	-	-	-	
05 03 02 31	CS	-	-	-	-	-	-	-	-	-	-	-	-	-	-	-	
05 03 02 32	CS	-	-	-	-	-	-	-	-	-	-	-	-	-	-	-	
05 03 02 33	CS	-	-	-	-	-	-	-	-	-	-	-	-	-	-	-	
05 03 02 34	CS	-	-	-	-	-	-	-	-	-	-	-	-	-	-	-	
05 03 02 35	CS	-	-	-	-	-	-	-	-	-	-	-	-	-	-	-	
05 03 02 36	CS	-	-	-	-	-	-	-	-	-	-	-	-	-	-	-	
05 03 02 37	CS	-	-	-	-	-	-	-	-	-	-	-	-	-	-	-	
05 03 02 38	CS	-	-	-	-	-	-	-	-	-	-	-	-	-	-	-	
05 03 02 39	CS	-	-	-	-	-	-	-	-	-	-	-	-	-	-	-	
05 03 02 40	CS	-	-	-	-	-	-	-	-	-	-	-	-	-	-	-	

ANNEX 16
 Budget 2013 - EXPENDITURE BY MEMBER STATE, BY ITEM AND BY FUND SOURCE

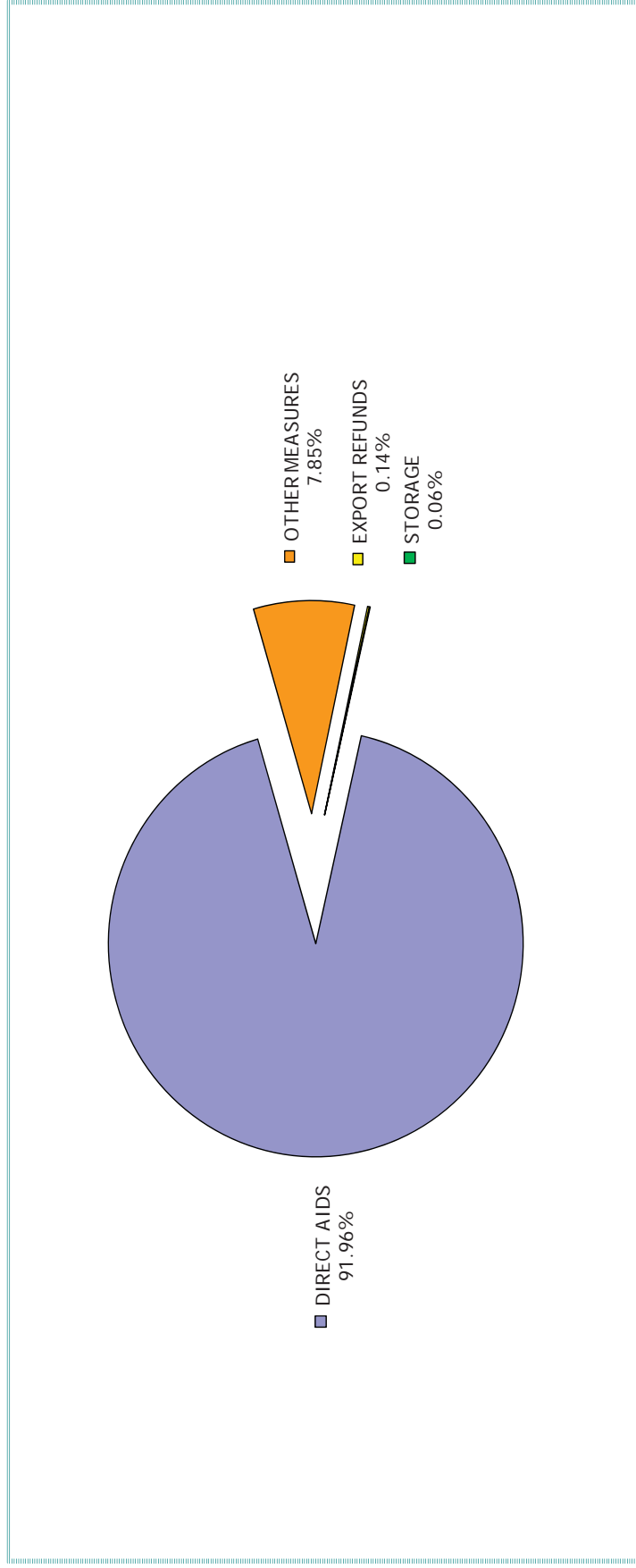
Commitment Appropriations		In EURS															
Budget line	Fund source	Heading	LU	HU	MT	NL	AT	PL	PT	RO	SI	SK	FI	SE	UK	EU	TOTAL
11 01	C1	Administrative expenditure of the Maritime affairs and fisheries	-	-	-	-	-	-	-	-	-	-	-	-	-	780 550	780 550
11 02 01 01	C1	Intervention in fishery products — New measures	-	-	-	-	-	-	-	-	-	-	-	-	-	16 444 940	16 444 940
11 02 01	C1	Intervention in fishery products	-	-	-	-	-	-	-	-	-	-	-	-	-	16 444 940	16 444 940
11 02 03 01	C1	Fisheries programme for the outermost regions — New measures	-	-	-	-	-	-	-	-	-	-	-	-	-	14 996 768	14 996 768
11 02 03	C1	Fisheries programme for the outermost regions	-	-	-	-	-	-	-	-	-	-	-	-	-	14 996 768	14 996 768
11 02	C1	Fisheries markets	-	-	-	-	-	-	-	-	-	-	-	-	-	31 441 708	31 441 708
11	C1	Maritime affairs and fisheries	-	-	-	-	-	-	-	-	-	-	-	-	-	32 222 258	32 222 258
17 01 04 01	C1	Plant health measures — Expenditure on administrative management	-	-	-	-	-	-	-	-	-	-	-	-	-	582 609	582 609
17 01 04 05	C1	Feed and food safety and related activities	-	-	-	-	-	-	-	-	-	-	-	-	-	597 501	597 501
17 01 04 05 04	C4	Challenges on administrative management	-	-	-	-	-	-	-	-	-	-	-	-	-	5 391	5 391
17 01 04 05	C1, C4	Challenges on administrative management	-	-	-	-	-	-	-	-	-	-	-	-	-	603 382	603 382
17 01 04 07	C1	Animal disease eradication and emergency fund — Expenditure on administrative management	-	-	-	-	-	-	-	-	-	-	-	-	-	280 418	280 418
17 01 04 31	C1	Executive Agency for Health and Consumers — Contribution from programmes under Heading 2	-	-	-	-	-	-	-	-	-	-	-	-	-	1 170 000	1 170 000
17 01 04	C1	Support expenditure for operations of Health and consumer protection policy area	-	-	-	-	-	-	-	-	-	-	-	-	-	2 630 619	2 630 619
17 01 04	C4	Support expenditure for operations of Health and consumer protection policy area	-	-	-	-	-	-	-	-	-	-	-	-	-	5 791	5 791
17 01 04	C1, C4	Support expenditure for operations of Health and consumer protection policy area	-	-	-	-	-	-	-	-	-	-	-	-	-	2 636 409	2 636 409
17 01	C1	Administrative expenditure of Health and consumer protection policy area	-	-	-	-	-	-	-	-	-	-	-	-	-	5 791	5 791
17 01	C4	Administrative expenditure of Health and consumer protection policy area	-	-	-	-	-	-	-	-	-	-	-	-	-	2 636 409	2 636 409
17 01	C1, C4	Administrative expenditure of Health and consumer protection policy area	-	-	-	-	-	-	-	-	-	-	-	-	-	2 636 409	2 636 409
17 04 01 01	C1	Animal disease eradication and monitoring programmes and monitoring of the physical conditions of animals that could pose a health risk linked to an external factor	-	-	-	-	-	-	-	-	-	-	-	-	-	190 000 000	190 000 000
17 04 01 01	C4	Animal disease eradication and monitoring programmes and monitoring of the physical conditions of animals that could pose a health risk linked to an external factor	-	-	-	-	-	-	-	-	-	-	-	-	-	1 650 773	1 650 773
17 04 01 01	C5	Animal disease eradication and monitoring programmes and monitoring of the physical conditions of animals that could pose a health risk linked to an external factor	-	-	-	-	-	-	-	-	-	-	-	-	-	5 741 349	5 741 349
17 04 01 01	C1, C4, C5	Animal disease eradication and monitoring programmes and monitoring of the physical conditions of animals that could pose a health risk linked to an external factor	-	-	-	-	-	-	-	-	-	-	-	-	-	197 392 121	197 392 121
17 04 01	C1	Animal disease eradication and monitoring programmes and monitoring of the physical conditions of animals that could pose a health risk linked to an external factor	-	-	-	-	-	-	-	-	-	-	-	-	-	190 000 000	190 000 000
17 04 01	C4	Animal disease eradication and monitoring programmes and monitoring of the physical conditions of animals that could pose a health risk linked to an external factor	-	-	-	-	-	-	-	-	-	-	-	-	-	1 650 773	1 650 773
17 04 01	C5	Animal disease eradication and monitoring programmes and monitoring of the physical conditions of animals that could pose a health risk linked to an external factor	-	-	-	-	-	-	-	-	-	-	-	-	-	5 741 349	5 741 349
17 04 01	C1, C4, C5	Animal disease eradication and monitoring programmes and monitoring of the physical conditions of animals that could pose a health risk linked to an external factor	-	-	-	-	-	-	-	-	-	-	-	-	-	197 392 121	197 392 121
17 04 03 01	C1	Other measures in the veterinary animal welfare and public health field — New measures	-	-	-	-	-	-	-	-	-	-	-	-	-	13 440 003	13 440 003
17 04 02 01	C4	Other measures in the veterinary animal welfare and public health field — New measures	-	-	-	-	-	-	-	-	-	-	-	-	-	309 284	309 284
17 04 02 01	C1, C4	Other measures in the veterinary animal welfare and public health field — New measures	-	-	-	-	-	-	-	-	-	-	-	-	-	13 749 287	13 749 287
17 04 02	C1	Other measures in the veterinary animal welfare and public health field	-	-	-	-	-	-	-	-	-	-	-	-	-	13 440 003	13 440 003
17 04 02	C4	Other measures in the veterinary animal welfare and public health field	-	-	-	-	-	-	-	-	-	-	-	-	-	309 284	309 284
17 04 02	C1, C4	Other measures in the veterinary animal welfare and public health field	-	-	-	-	-	-	-	-	-	-	-	-	-	13 749 287	13 749 287
17 04 03 01	C1	Emergency fund for veterinary complaints and other animal health conditions which are a risk to public health — New measures	-	-	-	-	-	-	-	-	-	-	-	-	-	8 001 814	8 001 814
17 04 03	C1	Emergency fund for veterinary complaints and other animal health conditions which are a risk to public health	-	-	-	-	-	-	-	-	-	-	-	-	-	8 001 814	8 001 814
17 04 04 01	C1	Plant health measures — New measures	-	-	-	-	-	-	-	-	-	-	-	-	-	10 231 735	10 231 735
17 04 04	C1	Plant health measures	-	-	-	-	-	-	-	-	-	-	-	-	-	10 231 735	10 231 735
17 04 07 01	C1	Feed and food safety and related activities — New measures	-	-	-	-	-	-	-	-	-	-	-	-	-	33 911 664	33 911 664
17 04 07	C1	Feed and food safety and related activities	-	-	-	-	-	-	-	-	-	-	-	-	-	33 911 664	33 911 664
17 04	C1	Food and feed safety, animal health, animal welfare and plant health	-	-	-	-	-	-	-	-	-	-	-	-	-	255 585 216	255 585 216
17 04	C4	Food and feed safety, animal health, animal welfare and plant health	-	-	-	-	-	-	-	-	-	-	-	-	-	1 960 057	1 960 057
17 04	C5	Food and feed safety, animal health, animal welfare and plant health	-	-	-	-	-	-	-	-	-	-	-	-	-	5 741 349	5 741 349
17 04	C1, C4, C5	Food and feed safety, animal health, animal welfare and plant health	-	-	-	-	-	-	-	-	-	-	-	-	-	263 286 622	263 286 622
17	C1	Health and consumer protection	-	-	-	-	-	-	-	-	-	-	-	-	-	258 215 834	258 215 834
17	C4	Health and consumer protection	-	-	-	-	-	-	-	-	-	-	-	-	-	1 965 847	1 965 847
17	C5	Health and consumer protection	-	-	-	-	-	-	-	-	-	-	-	-	-	5 741 349	5 741 349
17	C1, C4, C5	Health and consumer protection	-	-	-	-	-	-	-	-	-	-	-	-	-	265 923 031	265 923 031
Sub-total EAGF Expenditure Fund source C1			34 229 441	1 271 807 974	4 192 018	819 627 992	727 286 440	3 184 425 201	766 888 019	1 206 842 205	60 286 396	363 471 322	539 638 005	694 044 196	3 122 530 485	332 522 151	43 930 067 978
Sub-total EAGF Expenditure Fund source C4			-	-	-	-	-	-	-	-	-	-	-	-	-	-	1 965 847
Sub-total EAGF Expenditure Fund source C5			98 489	170 701	1 528 653	67 438 177	2 739 563	53 380	2 482 657	33 221	78 557 442	33 221	1 637 879	7 843 666	208 730 588	5 741 349	1 251 363 653
TOTAL 2013 EAGF EXPENDITURE BY MEMBER STATE			34 328 130	1 271 978 675	5 720 671	905 644 811	730 026 002	3 184 478 881	769 370 676	1 206 842 205	138 843 838	363 504 544	541 475 884	701 887 863	3 331 261 023	340 229 348	45 302 138 612

ANNEX 17

BREAKDOWN of 2013 EAGF EXPENDITURE

In EUR million

Commitment Appropriations	TOTAL	EXPORT REFUNDS	STORAGE	DIRECT AIDS	OTHER MEASURES
2013 EAGF EXPENDITURE	45 302.14	62.38	25.10	41 658.28	3 556.38
		0.14%	0.06%	91.96%	7.85%



ANNEX 18

EAGF 2013 EXPENDITURE BY SECTOR according to the economic nature of the measures

Commitment Appropriations	MEASURE	In EUR million										
		TOTAL EXPENDITURE	% (1)	EXPORT REFUNDS	% (2)	STORAGE	% (2)	DIRECT AIDS	% (2)	OTHER MEASURES	% (2)	
	SPS - Single Payment Scheme	31 393,933	69.30%	-	-	-	-	31 393,933	-	-	-	-
	SAPS - Single Area Payment Scheme	6 681,197	14.75%	-	-	-	-	6 681,197	-	-	-	-
	Separate SUGAR Payment	280,142	0.62%	-	-	-	-	280,142	-	-	-	-
	Separate FRUIT AND VEGETABLES Payment	12,290	0.03%	-	-	-	-	12,290	-	-	-	-
	SPECIFIC SUPPORT (article 68) - decoupled direct aids	463,237	1.02%	-	-	-	-	463,237	-	-	-	-
	Separate SOFT FRUIT payment	11,480	0.03%	-	-	-	-	11,480	-	-	-	-
	Other (decoupled direct aids)	-0,169	0.00%	-	-	-	-	-0,169	-	-	-	-
	OTHER DIRECT AIDS	2 815,995	6.22%	-	-	-	-	2 815,995	-	-	-	-
	ADDITIONAL AMOUNTS OF AID	0,173	0.00%	-	-	-	-	0,173	-	-	-	-
	CEREALS	0,088	0.00%	-	-	0,089	0.35%	-	-	-	-0,001	0.00%
	SUGAR	-0,147	0.00%	0,045	0.07%	-	-	-	-	-	-0,192	-0.01%
	OLIVE OIL	60,939	0.13%	-	-	17,204	68.54%	-	-	-	43,734	1.23%
	DRIED FODDER	-0,026	0.00%	-	-	-	-	-	-	-	-0,026	0.00%
	FLAX AND HEMP	7,038	0.02%	-	-	-	-	-	-	-	7,038	0.20%
	COTTON	10,103	0.02%	-	-	-	-	-	-	-	10,103	0.28%
	HOPS	2,277	0.01%	-	-	-	-	-	-	-	2,277	0.06%
	FRUITS AND VEGETABLES	1 138,086	2.51%	1,192	1.91%	-	-	-	-	-	1 136,894	31.97%
	PRODUCTS OF THE WINE-GROWING SECTOR	1 044,232	2.31%	0,043	0.07%	0,704	2.81%	-	-	-	1 043,485	29.34%
	TOBACCO	-	-	-	-	-	-	-	-	-	-	-
	RICE	-	-	-	-	-	-	-	-	-	-	-
	MILK AND MILK PRODUCTS	70,349	0.16%	0,063	0.10%	7,102	28.30%	-	-	-	63,185	1.78%
	BEEF AND VEAL	6,489	0.01%	6,489	10.40%	-	-	-	-	-	0,000	0.00%
	SHEEPMEAT AND GOATMEAT	-	-	-	-	-	-	-	-	-	-	-
	PIGMEAT, EGGS, POULTRY and BEEKEEPING	80,522	0.18%	49,670	79.62%	-	-	-	-	-	30,852	0.87%
	FISH	32,222	0.07%	-	-	-	-	-	-	-	32,222	0.91%
	NON-ANNEX I PRODUCTS	4,880	0.01%	4,880	7.82%	-	-	-	-	-	-	-
	FOOD PROGRAMMES	491,529	1.09%	0,001	0.00%	-	-	-	-	-	491,528	13.82%
	POSEI	225,394	0.50%	-	-	-	-	-	-	-	225,394	6.34%
	RURAL DEVELOPMENT (ex-EAGGF Guarantee Section)	-1,028	0.00%	-	-	-	-	-	-	-	-1,028	-0.03%
	POLICY STRATEGY AND COORDINATION	26,730	0.06%	-	-	-	-	-	-	-	26,730	0.75%
	AUDIT OF AGRICULTURAL EXPENDITURE	119,253	0.26%	-	-	-	-	-	-	-	119,253	3.35%
	SETTLEMENT OF DISPUTES	0,325	0.00%	-	-	-	-	-	-	-	0,325	0.01%
	PROMOTION ACTIONS	51,476	0.11%	-	-	-	-	-	-	-	51,476	1.45%
	VETERINARY MEASURES	265,923	0.59%	-	-	-	-	-	-	-	265,923	7.48%
	OTHER MEASURES / OTHER PRODUCTS (3)	7,208	0.02%	-	-	-	-	-	-	-	7,208	0.20%
	Sub-total FUND SOURCE C1 Expenditure (1)	43 930,068	-	62,383	-	25,099	-	40 556,119	-	-	3 286,466	-
	Sub-total FUND SOURCE C4 Expenditure (2)	120,707	-	-	-	-	-	-	-	-	120,707	-
	Sub-total FUND SOURCE C5 Expenditure (2)	1 251,364	-	-	-	-	-	1 102,158	-	-	149,206	-
	TOTAL 2013 EAGF EXPENDITURE	45 302,139		62,383		25,099		41 658,277			3 556,379	

(1) EAGF 2013 EXPENDITURE funded by initial budget appropriations - Fund source C1.

(2) EAGF 2013 EXPENDITURE funded by assigned revenue collected in 2013 - Fund source C4.

(3) EAGF 2013 EXPENDITURE funded by assigned revenue carried over from 2012 - Fund source C5.

(1) % Total EAGF expenditure

(2) % Total EAGF Sector expenditure

(3) % Support of administrative expenditure Agriculture Policy Area (05 01 04 01)

ANNEX 19

QUANTITIES AND VALUE OF THE PRODUCTS IN THE PUBLIC INTERVENTION STORES OF THE INTERVENTION AGENCIES (*)

PRODUCTS	Situation at 30.09.2011 (1)			Situation at 30.09.2012 (1)			Situation at 30.09.2013 (1)		
	Quantities (tonnes)	Accounting value (Mio €)	% of the accounting value	Quantities (tonnes)	Accounting value (Mio €)	% of the accounting value	Quantities (tonnes)	Accounting value (Mio €)	% of the accounting value
Bread making quality wheat	0	0.00	0.0%	0	0.00	0.0%	0	0.00	0.0%
Barley	165 326	16.72	14.2%	9 003	0.91	100.0%	0	0.00	0.0%
Rye	0	0.00	0.0%	0	0.00	0.0%	0	0.00	0.0%
Sorghum	0	0.00	0.0%	0	0.00	0.0%	0	0.00	0.0%
Maize	0	0.00	0.0%	0	0.00	0.0%	0	0.00	0.0%
Rice	0	0.00	0.0%	0	0.00	0.0%	0	0.00	0.0%
Total cereals/ rice	165 326	16.72	14.2%	9 003	0.91	100.0%	0	0.00	0.0%
Skimmed milk powder	65 663	97.85	83.0%	0	0.00	0.0%	0	0.00	0.0%
Butter	796	1.74	1.5%	0	0.00	0.0%	0	0.00	0.0%
Total milk products	66 459	99.58	84.5%	0	0.00	0.0%	0	0.00	0.0%
White sugar	0	0.00	0.0%	0	0.00	0.0%	0	0.00	0.0%
Raw sugar	0	0.00	0.0%	0	0.00	0.0%	0	0.00	0.0%
Total sugar	0	0.00	0.0%	0	0.00	0.0%	0	0.00	0.0%
Beef meat in quarters	0	0.00	0.0%	0	0.00	0.0%	0	0.00	0.0%
Boned beef meat (2)	0	0.00	0.0%	0	0.00	0.0%	0	0.00	0.0%
Total beef meat (2)	0	0.00	0.0%	0	0.00	0.0%	0	0.00	0.0%
Alcohol (hl)	55 204	1.54	1.3%	0	0.00	0.0%	0	0.00	0.0%
TOTAL		117.84	100.0%		0.91	100.0%		0.00	100.0%

(*) The complementary depreciations at the end of the exercise are taken into consideration

(1) Regulations (EC) Nos 853/2006, 884/2006 & 885/2006 provide that the 2nd category of expenditure to be declared under a budget year is calculated on the basis of the intervention operations in the period from October to September of the following year.

(2) Quantities expressed in carcass equivalent.

ANNEX 20
EVOLUTION OF EUROPEAN AGRICULTURAL GUARANTEE FUND EXPENDITURE BY ARTICLE - 2007 to 2013 FINANCIAL YEARS

Budget line	MEASURE	In EUR million						
		2007	2008	2009	2010	2011	2012	2013
05 01 04	Support expenditure of Policy Area Agriculture and Rural Development	6.44	7.80	7.76	7.56	8.44	8.02	7.21
05 01	ADMINISTRATIVE AGRICULTURAL EXPENDITURE	6.44	7.80	7.76	7.56	8.44	8.02	7.21
05 02 01	Cereals	-133.32	-51.30	65.06	135.07	-156.22	41.87	0.09
05 02 02	Rice	-0.70	0.00	-0.03	0.01	0.00	0.00	0.00
05 02 03	Refunds on non-Annex 1 products	185.16	118.12	89.68	51.35	12.74	9.12	4.88
05 02 04	Food programmes	249.21	345.05	477.91	465.55	514.98	515.07	491.53
05 02 05	Sugar	455.46	475.56	146.96	9.99	2.20	-0.23	-0.15
05 02 06	Oilseeds	51.45	51.45	51.45	51.45	51.45	51.45	51.45
05 02 07	Other plants	51.45	51.45	51.45	51.45	51.45	51.45	51.45
05 02 08	Fruit and vegetables	1249.85	1153.04	793.66	836.72	1127.88	1071.21	1138.09
05 02 09	Products of the wine-growing sector	1453.07	1170.00	1311.72	1309.24	1104.26	1072.05	1044.23
05 02 10	Promotion	50.60	53.19	47.43	47.61	47.25	48.71	51.48
05 02 11	Other plant products/measures	363.46	375.42	352.53	356.47	367.55	328.93	227.65
05 02 12	Other animal products	147.29	147.29	147.29	147.29	147.29	147.29	147.29
05 02 13	Milk and milk products	688.28	59.34	59.34	59.34	59.34	59.34	59.34
05 02 14	Sheepmeat and goatmeat	0.03	0.00	0.00	0.00	0.00	0.00	0.00
05 02 15	Pigmeat, eggs and poultry, bee-keeping and other animal products	173.83	258.87	196.49	136.15	188.30	134.42	80.52
05 02 99	Irregularities (intervention on agricultural markets)	0.00	0.00	0.00	0.00	0.00	0.00	0.00
05 02	INTERVENTIONS IN AGRICULTURAL MARKETS	4 867.56	4 159.30	3 986.97	3 983.77	3 344.12	3 406.01	3 193.23
05 03 01	Decoupled direct aids	30 349.05	31 414.47	33 794.10	33 925.04	36 830.39	37 645.47	38 842.11
05 03 02	Other direct aids	6 260.80	5 620.41	5 777.59	5 847.02	3 347.04	3 213.93	2 815.99
05 03 03	Additional amounts of aid	434.04	533.70	542.23	3.67	0.60	0.64	0.17
05 03 04	Ancillary direct aids (outstanding balances, small producers, agrimonetary aids, etc.)	-18.06	-	0.00	-	-	-	-
05 03 99	Irregularities (Agricultural direct aids)	0.00	0.00	0.00	0.00	0.00	0.00	0.00
05 03	DIRECT AIDS	37 045.83	37 568.58	39 113.92	39 675.73	40 178.03	40 880.03	41 658.28
05 04 01	Rural development financed by the EAGGF Guarantee Section — Completion of earlier programmes (2000 to 2006)	-30.03	-14.05	-13.28	-7.14	-6.63	-2.80	-1.03
05 04 03	Other measures	0.00	0.00	0.00	0.00	0.00	0.00	0.00
05 04 04	Transitional instrument for the financing of Rural Development by the EAGGF Guarantee Section for the new Member States. Completion of programmes (2004 to 2006)	0.00	0.00	0.00	0.00	0.00	0.00	0.00
05 04	RURAL DEVELOPMENT (by ex-EAGGF Guarantee Section)	-30.03	-14.05	-13.28	-7.14	-6.63	-2.80	-1.03
05 07 01	Control of agricultural expenditure	-90.54	-29.52	-108.69	-42.59	76.45	71.23	119.25
05 07 02	Settlement of disputes	0.01	0.21	35.47	-	0.00	39.13	0.32
05 07	AUDIT OF AGRICULTURAL EXPENDITURE	-90.54	-29.30	-73.21	-42.59	76.45	110.37	119.58
05 08 01	Farm Accountancy Data Network (FADN)	12.91	12.68	13.51	13.77	14.23	14.28	14.52
05 08 02	Surveys on the structure of agricultural holdings	16.23	15.25	15.25	15.00	14.40	19.91	0.00
05 08 03	Restructuring of systems for agricultural surveys	1.34	1.46	1.46	1.46	1.46	1.51	1.54
05 08 06	Enhancing public awareness of the common agricultural policy	5.75	6.39	7.58	7.02	7.99	7.91	7.96
05 08 07	External study on the impact of Directive 2000/36/EC of the European Parliament and of the Council	0.00	0.00	0.00	0.00	-	-	-
05 08 08	European Agricultural Guarantee Fund (EAGF) — Operational technical assistance	0.00	0.00	0.00	0.00	0.35	1.46	2.71
05 08 09	European Agricultural Guarantee Fund (EAGF) — Operational technical assistance	0.00	0.00	0.00	0.00	0.35	1.46	2.71
05 08	POLICY STRATEGY & COORDINATION OF AGRICULTURE & RURAL DEVELOPMENT POLICY AREA	36.24	29.37	38.14	38.39	25.13	45.08	26.73
11 01 04	Support expenditure for operations in the Maritime affairs and fisheries policy area	-	-	-	-	-	-	-
11 01	ADMINISTRATIVE EXPENDITURE OF THE 'MARITIME AFFAIRS AND FISHERIES' POLICY AREA	-	-	-	-	-	-	-
11 02 01	Intervention in fishery products	10.63	14.92	14.42	15.44	14.96	14.95	16.44
11 02 02	Irregularities (Fisheries markets)	0.00	0.00	0.00	0.00	0.00	0.00	0.00
11 02 03	Fisheries programme for the outermost regions	14.49	36.83	15.00	15.00	15.00	15.00	15.00
11 02	FISHERIES MARKETS	25.12	51.75	29.42	30.44	29.96	29.94	31.44
17 01 04	Support expenditure for veterinary operations	0.87	1.95	2.07	2.02	2.21	2.64	2.64
17 01	ADMINISTRATIVE VETERINARY EXPENDITURE	0.87	1.95	2.07	2.02	2.21	2.64	2.64
17 03 02	Community tobacco fund - Direct payments by the European Union	13.50	16.84	16.00	16.90	16.00	0.00	0.00
17 03	PUBLIC HEALTH	13.50	16.84	16.00	16.90	16.00	0.00	0.00
17 04 01	Animal disease eradication and monitoring programmes and monitoring of the physical conditions of animals	203.98	184.45	267.29	274.08	238.02	202.18	197.39
17 04 02	Other public health measures (veterinary operations)	14.05	13.60	18.12	12.53	13.51	18.87	13.75
17 04 03	Other public health measures (veterinary operations)	9.46	163.99	18.10	15.09	10.05	12.61	8.00
17 04 04	Plant-health measures	1.46	5.90	16.85	8.29	21.26	12.80	10.23
17 04 05	Other measures	0.00	0.00	0.00	0.00	0.00	0.00	0.00
17 04 07	Feed and food safety and related activities	16.94	21.02	25.93	30.95	29.54	29.31	33.91
17 04	FOOD SAFETY, ANIMAL HEALTH, ANIMAL WELFARE AND PLANT HEALTH	245.89	388.96	346.27	340.94	312.37	265.77	263.29
TOTAL EAGF EXPENDITURE		42 120.87	42 181.20	43 454.05	44 046.01	43 970.08	44 745.59	45 302.14
Of which :								
	EXPENDITURE funded by budget current financial year appropriations - Fund source C1	42 119.71	40 934.19	41 408.17	43 794.08	42 839.19	43 893.98	43 930.07
	EXPENDITURE funded by assigned revenue collected in current financial year - Fund source C4	1.16	87.47	569.77	105.53	225.34	409.00	120.71
	EXPENDITURE funded by assigned revenue carried over from previous financial year - Fund source C5	-	1 159.54	1 476.11	1 46.41	905.55	442.62	1 251.36
05 02 16	Sugar Restructuring Fund (fund sources C4 and C5) (*)	551.44	1 284.10	3 017.69	330.30	187.94	109.70	-
TOTAL EXPENDITURE		42 672.31	43 465.30	46 471.74	44 376.31	44 158.01	44 855.29	45 302.14

(*) Payments made on the basis of the assigned revenue foreseen in article 11 of Regulation 320/2006 (Temporary restructuring amounts in the sugar sector)

ANNEX 21
 EVOLUTION OF EAGF EXPENDITURE BY SECTOR AND MEASURE - 2007 to 2013 Financial years

Commitment Appropriations

In EUR million

SECTOR AND MEASURE	2007	2008	2009	2010	2011	2012	2013
DIRECT AIDS							
DECOUPLED DIRECT AIDS	30 369.054	31 414.469	32 794.095	33 825.039	36 830.388	37 665.465	38 842.109
SPS - Single Payment Scheme	28 119.327	28 233.837	28 805.562	29 070.902	31 081.826	31 080.529	31 393.933
SAPS - Single Area Payment Scheme	2 082.983	2 974.387	3 723.437	4 460.928	5 084.280	5 915.682	6 681.197
Separate SUGAR Payment	166.744	206.245	252.936	281.033	270.215	281.153	280.142
Separate FRUIT AND VEGETABLES Payment	-	-	12.161	12.176	12.177	12.332	12.290
SPECIFIC SUPPORT (article 68) - decoupled direct aids	-	-	-	-	381.891	376.755	463.237
Separate SOFT FRUIT payment	-	-	-	-	-	-	11.480
Other (decoupled direct aids)	-	-	-	-	-	-0.985	-0.169
OTHER DIRECT AIDS	6 260.802	5 620.408	5 777.592	5 847.022	3 347.044	3 213.927	2 815.995
ADDITIONAL AMOUNTS OF AID	434.037	533.700	542.232	3.670	0.597	0.638	0.173
ANCILLARY DIRECT AIDS	-18.063	-	-	-	-	-	-
Sub-total DIRECT AIDS	37 045.830	37 568.577	39 113.919	39 675.731	40 178.030	40 880.030	41 658.277
INTERVENTION IN AGRICULTURAL MARKETS (Including Fisheries)							
CEREALS	-133.319	-51.296	65.063	135.067	-156.215	41.873	0.088
- Export refunds	41.800	9.701	0.854	-0.372	0.052	0.222	-
- Storage	-225.827	-100.728	24.079	95.717	-189.472	1.575	0.089
- Market measures and other interventions	50.708	39.732	40.129	39.723	33.205	40.077	-0.001
SUGAR	455.464	475.556	146.955	9.985	2.201	-0.234	-0.147
- Export refunds	509.342	501.339	179.111	9.796	1.475	-0.005	0.045
- Storage	-87.052	-26.747	-32.370	0.432	0.000	-	-
- Market measures and other interventions	33.174	0.965	0.214	-0.242	0.725	-0.230	-0.192
OLIVE OIL	64.398	45.145	54.486	53.174	44.154	55.349	60.939
- Export refunds	0.188	-	-0.006	-	0.010	-	-
- Storage	-	0.013	-	7.927	-	12.190	17.204
- Market measures and other interventions	64.211	45.133	54.492	45.248	44.144	43.158	43.734
FLAX AND HEMP	19.887	20.990	21.016	18.847	20.272	15.044	7.038
- Export refunds	-	-	-	-	-	-	-
- Storage	0.562	1.873	0.407	0.049	1.249	0.045	-
- Market measures and other interventions	19.326	19.117	20.609	18.799	19.023	14.999	7.038
COTTON	0.161	-	0.097	9.967	10.006	10.117	10.103
- Market measures and other interventions	0.161	-	0.097	9.967	10.006	10.117	10.103
FRUITS AND VEGETABLES	1 249.851	1 153.035	793.663	836.722	1 127.882	1 071.205	1 138.086
- Export refunds	21.744	18.595	5.165	0.388	0.050	0.137	1.192
- Storage	0.412	0.093	0.028	-	-	-	-
- Market measures and other interventions	1 227.695	1 134.347	788.471	836.334	1 127.833	1 071.068	1 136.894
PRODUCTS OF THE WINE-GROWING SECTOR	1 453.068	1 170.002	1 311.716	1 309.240	1 104.263	1 072.050	1 044.232
- Export refunds	14.029	14.538	7.344	0.686	0.297	0.078	0.043
- Storage	242.156	202.149	70.843	12.264	1.922	0.148	0.704
- Market measures and other interventions	1 196.884	953.316	1 233.529	1 296.290	1 102.044	1 071.825	1 043.485
TOBACCO	7.599	6.280	1.128	0.716	0.379	-	-
- Market measures and other interventions	7.599	6.280	1.128	0.716	0.379	-	-
RICE	-0.702	-	-0.032	-	0.007	-	-
- Export refunds	0.052	-	-0.032	-	0.007	-	-
- Storage	-0.754	-	-	-	-	-	-
- Market measures and other interventions	-	-	-	-	-	-	-
OTHER PRODUCTS / OTHER MEASURES (1)	154.636	136.464	127.137	121.578	143.449	101.280	2.251
- Export refunds	-	-	-	-	-	-	-
- Storage	-	-	-	-	-	-	-
- Market measures and other interventions	154.636	136.464	127.137	121.578	143.449	101.280	2.251
MILK AND MILK PRODUCTS	638.190	147.994	370.613	529.086	5.082	67.010	70.349
- Export refunds	513.378	28.832	181.100	186.444	5.419	0.173	0.063
- Storage	-36.203	33.891	106.837	-23.288	-64.666	-2.391	7.102
- Market measures and other interventions	161.015	85.271	82.676	365.930	64.330	69.228	63.185

ANNEX 21
 EVOLUTION OF EAGF EXPENDITURE BY SECTOR AND MEASURE - 2007 to 2013 Financial years

Commitment Appropriations

In EUR million

SECTOR AND MEASURE	2007	2008	2009	2010	2011	2012	2013
BEEF AND VEAL	98.281	47.227	59.343	24.556	55.648	37.335	6.489
- Export refunds	46.247	33.147	31.640	25.349	55.778	37.193	6.489
- Storage	-0.001	-0.002	0.000	-	0.006	-	-
- Market measures and other interventions	52.035	14.082	27.704	-0.793	-0.136	0.142	0.000
SHEEPMEAT AND GOATMEAT	0.026	-	-	-	-	-	-
- Export refunds	-	-	-	-	-	-	-
- Storage	-	-	-	-	-	-	-
- Market measures and other interventions	0.026	-	-	-	-	-	-
PIGMEAT, EGGS AND POULTRY	173.826	258.874	196.490	136.147	188.304	134.421	80.522
- Export refunds	111.167	200.546	154.653	111.396	103.599	99.749	49.670
- Storage	-	37.007	3.616	0.490	56.325	5.818	-
- Market measures and other interventions	62.659	21.321	38.220	24.262	28.380	28.854	30.852
FISH	25.119	51.752	29.416	30.440	29.958	30.473	32.222
- Export refunds	-	-	-	-	-	-	-
- Storage	-	-	-	-	-	-	-
- Direct Payments reserved for EAGF - Others	25.119	51.752	29.416	30.440	29.958	30.473	32.222
Sub-total INTERVENTION IN AGRICULTURAL MARKETS	4 206.485	3 462.025	3 177.091	3 215.526	2 575.391	2 635.922	2 452.173
<u>OTHER MEASURES EXPENDITURE</u>							
NON-ANNEX I PRODUCTS - Export refunds	185.160	118.121	89.684	51.349	12.737	9.124	4.880
FOOD PROGRAMES	249.209	345.047	477.912	465.547	514.980	515.071	491.529
- Food aid (Export refunds)	1.564	0.630	0.021	0.058	0.009	-	0.001
- Programmes for deprived persons (Others)	247.646	344.417	477.890	465.489	514.971	515.071	491.528
POSEI	201.226	232.679	224.271	234.173	223.718	227.654	225.394
- Storage	-	0.353	-	-	-	-	-
- Other measures and interventions	201.226	232.327	224.271	234.173	223.718	227.654	225.394
RURAL DEVELOPMENT (financed by ex-EAGGF Guarantee Section)	-30.033	-14.052	-13.282	-7.136	-6.632	-2.799	-1.028
POLICY STRATEGY AND COORDINATION OF AGRICULTURE & RD P.A	36.239	29.369	38.144	38.388	25.132	45.076	26.730
AUDIT OF AGRICULTURAL EXPENDITURE - (ex-subheading 1a)	-93.771	-29.517	-108.686	-42.586	76.445	71.234	119.253
AUDIT OF AGRICULTURAL EXPENDITURE - (ex-subheading 1b)	3.228	-	-	-	-	-	-
SETTLEMENT OF DISPUTES	0.008	0.215	35.472	-	-	39.134	0.325
PROMOTION AND INFORMATION ACTIONS	50.597	53.185	47.426	47.611	47.255	48.713	51.476
Payments by Member States	47.873	49.431	46.514	46.402	46.267	47.380	50.129
Direct Payments by the European Community	2.724	3.754	0.911	1.209	0.998	1.326	1.347
Other measures	-	-	-	-	-0.010	0.007	-
VETERINARY MEASURES	260.259	407.751	364.349	359.857	314.576	268.410	265.923
OTHER MEASURES (2)	6.436	7.798	7.756	7.556	8.442	8.023	7.208
Sub-total OTHER MEASURES EXPENDITURE	868.557	1 150.595	1 163.044	1 154.758	1 216.655	1 229.642	1 191.689
TOTAL EAGF EXPENDITURE	42 120.871	42 181.197	43 454.054	44 046.015	43 970.076	44 745.595	45 302.139
SUGAR RESTRUCTURING FUND (3)	551.436	1 284.100	3 017.690	330.297	187.936	109.699	-
TOTAL EXPENDITURE	42 672.307	43 465.297	46 471.744	44 376.312	44 158.011	44 855.293	45 302.139

(1) 'Dried Fodder', 'Hops' and 'Other measures Plant products'

(2) Support of administrative expenditure Agriculture and Rural Development Policy Area

(3) Payments made on the basis of the assigned revenue foreseen in article 11 of Regulation 320/2006. Temporary restructuring amounts in the sugar sector

ANNEX 22
 EVOLUTION OF EAGF EXPENDITURE BY SECTOR - Summary table
 2007 to 2013 Financial years

In EUR million

SECTOR	2007	2008	2009	2010	2011	2012	2013
Commitment Appropriations							
DECOUPLED DIRECT AIDS	30 369,054	31 414,469	32 794,095	33 825,039	36 830,388	37 665,465	38 842,109
OTHER DIRECT AIDS	6 260,802	5 620,408	5 777,592	5 847,022	3 347,044	3 213,927	2 815,995
ADDITIONAL AMOUNTS OF AID	434,037	533,700	542,232	3,670	0,597	0,638	0,173
ANCILLARY DIRECT AIDS	-18,063	-	-	-	-	-	-
CEREALS	-133,319	-51,296	65,063	135,067	-156,215	41,873	0,088
SUGAR	455,464	475,556	146,955	9,985	2,201	-0,234	-0,147
OLIVE OIL	64,398	45,145	54,486	53,174	44,154	55,349	60,939
FLAX AND HEMP	19,887	20,990	21,016	18,847	20,272	15,044	7,038
COTTON	0,161	-	0,097	9,967	10,006	10,117	10,103
FRUITS AND VEGETABLES	1 249,851	1 153,035	793,663	836,722	1 127,882	1 071,205	1 138,086
PRODUCTS OF THE WINE-GROWING SECTOR	1 453,068	1 170,002	1 311,716	1 309,240	1 104,263	1 072,050	1 044,232
TOBACCO	7,599	6,280	1,128	0,716	0,379	-	-
RICE	-0,702	-	-0,032	-	0,007	-	-
OTHER PRODUCTS / OTHER MEASURES (1)	154,636	136,464	127,137	121,578	143,449	101,280	2,251
MILK AND MILK PRODUCTS	638,190	147,994	370,613	529,086	5,082	67,010	70,349
BEEF AND VEAL	98,281	47,227	59,343	24,556	55,648	37,335	6,489
SHEEPMEAT AND GOATMEAT	0,026	-	-	-	-	-	-
PIGMEAT, EGGS AND POULTRY	173,826	258,874	196,490	136,147	188,304	134,421	80,522
FISH	25,119	51,752	29,416	30,440	29,958	30,473	32,222
NON-ANNEX I PRODUCTS	185,160	118,121	89,684	51,349	12,737	9,124	4,880
FOOD PROGRAMMES	249,209	345,047	477,912	465,547	514,980	515,071	491,529
POSEI	201,226	232,679	224,271	234,173	223,718	227,654	225,394
RURAL DEVELOPMENT (financed by ex-EAGF Guarantee Section)	-30,033	-14,052	-13,282	-7,136	-6,632	-2,799	-1,028
POLICY STRATEGY AND COORDINATION OF AGRICULTURE & RURAL DEVELOPMENT P.A.	36,239	29,369	38,144	38,388	25,132	45,076	26,730
AUDIT OF AGRICULTURAL EXPENDITURE - (ex-subheading 1a)	-93,771	-29,517	-108,686	-42,586	76,445	71,234	119,253
AUDIT OF AGRICULTURAL EXPENDITURE - (ex-subheading 1b)	3,228	-	-	-	-	-	-
SETTLEMENT OF DISPUTES	0,008	0,215	35,472	-	-	39,134	0,325
PROMOTION AND INFORMATION ACTIONS	50,597	53,185	47,426	47,611	47,255	48,713	51,476
VETERINARY MEASURES	260,259	407,751	364,349	359,857	314,576	268,410	265,923
OTHER MEASURES (2)	6,436	7,798	7,756	7,556	8,442	8,023	7,208
TOTAL EAGF EXPENDITURE	42 120,871	42 181,197	43 454,054	44 046,015	43 970,076	44 745,595	45 302,139
SUGAR RESTRUCTURING FUND (3)	551,436	1 284,100	3 017,690	330,297	187,936	109,699	-
TOTAL EXPENDITURE	42 672,307	43 465,297	46 471,744	44 376,312	44 158,011	44 855,293	45 302,139

(1) 'Dried Fodder', 'Hops' and 'Other measures Plant products'

(2) Support of administrative expenditure Agriculture and Rural Development Policy Area

(3) Payments made on the basis of the assigned revenue foreseen in article 11 of Regulation 320/2006. Temporary restructuring amounts in the sugar sector

ANNEX 23

EVOLUTION OF EUROPEAN AGRICULTURAL GUARANTEE FUND EXPENDITURE BY SECTOR (2007 to 2013 Financial years)

SECTOR	2007		2008		2009		2010		2011		2012		2013	
	MIO Euro	%	MIO Euro	%	MIO Euro	%	MIO Euro	%	MIO Euro	%	MIO Euro	%	MIO Euro	%
	In EUR million and in %													
Commitment Appropriations														
SPS - Single Payment Scheme	28 119.3	66.8%	28 233.8	66.9%	28 805.6	66.3%	29 070.9	66.0%	31 081.8	70.7%	31 080.5	69.5%	31 393.9	69.3%
SAPS - Single Area Payment Scheme	2 083.0	4.9%	2 974.4	7.1%	3 723.4	8.6%	4 460.9	10.1%	5 084.3	11.6%	5 915.7	13.2%	6 681.2	14.7%
Separate SUGAR Payment	166.7	0.4%	206.2	0.5%	232.9	0.6%	281.0	0.6%	270.2	0.6%	281.2	0.6%	280.1	0.6%
Separate FRUIT & VEGETABLES Payment	-	-	-	-	12.2	0.0%	12.2	0.0%	12.2	0.0%	12.3	0.0%	12.3	0.0%
Specific support (article 68) - decoupled direct aids	-	-	-	-	-	-	-	-	381.9	0.9%	376.8	0.8%	463.2	1.0%
Separate SOFT FRUIT payment	-	-	-	-	-	-	-	-	-	-	-	-	11.5	0.0%
Other (decoupled direct aids)	6 260.8	14.9%	5 620.4	13.3%	5 777.6	13.3%	5 847.0	13.3%	3 347.0	7.6%	3 213.9	7.2%	2 816.0	6.2%
Additional amounts of aids	434.0	1.0%	533.7	1.3%	542.2	1.2%	3.7	0.0%	0.6	0.0%	0.6	0.0%	0.2	0.0%
Ancillary Direct aids (1)	-18.1	0.0%	-	-	-	-	-	-	-	-	-	-	-	-
DIRECT AIDS	37 045.8	88.0%	37 588.6	89.1%	39 113.9	90.0%	39 675.7	90.1%	40 178.0	91.4%	40 880.0	91.4%	41 658.3	92.0%
CEREALS	-133.3	-0.3%	-51.3	-0.1%	65.1	0.1%	135.1	0.3%	-156.2	-0.4%	41.9	0.1%	0.1	0.0%
SUGAR	455.5	1.1%	475.6	1.1%	147.0	0.3%	10.0	0.0%	2.2	0.0%	-0.2	0.0%	-0.1	0.0%
OLIVE OIL	64.4	0.2%	45.1	0.1%	54.5	0.1%	53.2	0.1%	44.2	0.1%	55.3	0.1%	60.9	0.1%
DRIED FODDER & GRAIN LEGUMES	154.1	0.4%	136.1	0.3%	126.6	0.3%	121.6	0.3%	141.2	0.3%	99.0	0.2%	0.0	0.0%
TEXTILE PLANTS (1)	20.0	0.0%	21.0	0.0%	21.1	0.0%	28.8	0.1%	30.3	0.1%	25.2	0.1%	17.1	0.0%
FRUITS AND VEGETABLES	1 249.9	3.0%	1 153.0	2.7%	793.7	1.8%	836.7	1.9%	1 127.9	2.6%	1 071.2	2.4%	1 138.1	2.5%
PRODUCTS OF THE WINE-GROWING SECTOR	1 453.1	3.4%	1 170.0	2.8%	1 311.7	3.0%	1 309.2	3.0%	1 104.3	2.5%	1 072.0	2.4%	1 044.2	2.3%
TOBACCO	7.6	0.0%	6.3	0.0%	1.1	0.0%	0.7	0.0%	0.4	0.0%	0.0	0.0%	2.3	0.0%
OTHER PLANT PRODUCTS (2)	-0.7	0.0%	-	-	0.0	0.0%	0.0	0.0%	2.3	0.0%	2.3	0.0%	2.3	0.0%
PLANT PRODUCTS	3 270.5	7.8%	2 955.8	7.0%	2 520.6	5.8%	2 495.3	5.7%	2 296.4	5.2%	2 366.7	5.3%	2 262.6	5.0%
MILK AND MILK PRODUCTS	638.2	1.5%	148.0	0.4%	370.6	0.9%	529.1	1.2%	5.1	0.0%	67.0	0.1%	70.3	0.2%
BEEF AND VEAL	98.3	0.2%	47.2	0.1%	59.3	0.1%	24.6	0.1%	55.6	0.1%	37.3	0.1%	6.5	0.0%
SHEEPMEAT AND GOATMEAT	0.0	0.0%	-	-	-	-	-	-	-	-	-	-	-	-
PIGMEAT, EGGS AND POULTRY	173.8	0.4%	258.9	0.6%	196.5	0.5%	136.1	0.3%	188.3	0.4%	134.4	0.3%	80.5	0.2%
OTHERS	0.0	0.0%	0.0	0.0%	-	-	0.0	0.0%	-	-	-	-	-	-
FISH	25.1	0.1%	51.8	0.1%	29.4	0.1%	30.4	0.1%	30.0	0.1%	30.5	0.1%	32.2	0.1%
ANIMAL PRODUCTS	935.4	2.2%	505.8	1.2%	655.9	1.5%	720.2	1.6%	279.0	0.6%	269.2	0.6%	189.6	0.4%
NON-ANIMAL PRODUCTS	185.2	0.4%	118.1	0.3%	89.7	0.2%	51.3	0.1%	12.7	0.0%	9.1	0.0%	4.9	0.0%
FOOD PROGRAMMES	249.2	0.6%	345.0	0.8%	477.9	1.1%	465.5	1.1%	515.0	1.2%	515.1	1.2%	491.5	1.1%
POSEI	201.2	0.5%	232.7	0.6%	224.3	0.5%	234.2	0.5%	223.7	0.5%	227.7	0.5%	225.4	0.5%
VETERINARY MEASURES	260.3	0.6%	407.8	1.0%	364.3	0.8%	359.9	0.8%	314.6	0.7%	268.4	0.6%	265.9	0.6%
MONITORING AND PREVENTION MEASURES	5.9	0.0%	6.5	0.0%	0.0	0.0%	0.0	0.0%	-	-	-	-	-	-
AUDIT OF AGRICULTURAL EXPENDITURE	-99.7	-0.2%	-36.0	-0.1%	-108.7	-0.3%	-42.6	-0.1%	76.4	0.2%	71.2	0.2%	119.3	0.3%
SETTLEMENT OF DISPUTES	0.0	0.0%	0.21	0.0%	35.47	0.1%	47.6	0.1%	47.3	0.1%	39.1	0.1%	0.3	0.0%
PROMOTION MEASURES	50.6	0.1%	53.2	0.1%	47.4	0.1%	47.6	0.1%	47.3	0.1%	48.7	0.1%	51.5	0.1%
POLICY STRATEGY AND COORDINATION	36.2	0.1%	29.4	0.1%	38.1	0.1%	38.4	0.1%	25.1	0.1%	45.1	0.1%	26.7	0.1%
OTHER MEASURES (3)	6.9	0.0%	8.2	0.0%	8.3	0.0%	7.6	0.0%	8.4	0.0%	8.0	0.0%	7.2	0.0%
OTHERS	895.9	2.1%	1 165.0	2.8%	1 176.9	2.7%	1 161.9	2.6%	1 223.3	2.8%	1 232.4	2.8%	1 192.7	2.6%
RURAL DEVELOPMENT	-26.8	-0.1%	-14.1	0.0%	-13.3	0.0%	-7.1	0.0%	-6.6	0.0%	-2.8	0.0%	-1.0	0.0%
TOTAL EXPENDITURE	42 120.9	100%	42 181.2	100%	43 454.1	100%	44 046.0	100%	43 970.1	100%	44 745.6	100%	45 302.1	100%

(1) Relinquits, small producers, agrimonetary aids, etc

(2) Flax & Hemp, Cotton

(3) Financial years 2007 to 2010 - Rice // Financial years 2011 to 2013 - Rice, Hops

(4) Other measures and Support Administrative expenditure Agriculture and Rural Development Policy area

ANNEX 24

EVOLUTION OF EUROPEAN AGRICULTURAL GUARANTEE FUND EXPENDITURE BY MEMBER STATE - 2008 to 2013 Financial years

In EUR million and in %

Member State	EU 27										EU 28																	
	2008		2009		2010		2011		2012		2013																	
	EAGF	SRF (%)	TOTAL	EAGF	SRF (%)	TOTAL	EAGF	SRF (%)	TOTAL	EAGF	SRF (%)	TOTAL	EAGF	SRF (%)	TOTAL													
BE	747.9	1.8%	106.6	8.2%	854.5	2.0%	717.6	1.7%	895.6	1.9%	679.3	1.5%	4.1	1.2%	683.4	1.5%	644.6	1.5%	649.6	1.5%	3.7	3.4%	653.4	1.5%	645.0	1.4%		
BG	178.3	0.4%	-	0.0%	178.3	0.4%	225.7	0.5%	227.9	0.5%	293.0	0.7%	0.8	0.3%	293.8	0.7%	316.6	0.7%	425.0	0.9%	425.0	0.0%	0.0%	0.0%	425.0	0.9%	537.5	1.2%
CZ	401.7	1.0%	43.9	3.6%	445.6	1.0%	502.7	1.2%	557.4	1.2%	608.6	1.4%	0.0	0.0%	608.6	1.4%	669.3	1.5%	768.9	1.7%	768.9	0.0%	0.0%	0.0%	768.9	1.7%	838.1	1.9%
DK	1 061.3	2.5%	-	0.0%	1 061.3	2.4%	1 038.8	2.4%	1 075.4	2.3%	1 006.4	2.3%	0.0	0.0%	1 006.4	2.3%	963.8	2.2%	954.1	2.1%	955.2	2.1%	1.1	1.0%	955.2	2.1%	946.0	2.1%
DE	5 704.0	13.5%	-	0.0%	5 704.0	13.1%	5 715.3	13.2%	6 375.8	13.7%	5 697.9	12.9%	27.1	8.2%	5 725.0	12.9%	5 518.8	12.5%	5 443.8	12.2%	5 446.7	12.1%	2.9	2.6%	5 446.7	12.1%	5 355.1	11.8%
EE	41.7	0.1%	-	0.0%	41.7	0.1%	54.7	0.1%	54.7	0.1%	66.6	0.2%	0.0	0.0%	66.6	0.2%	74.7	0.2%	91.4	0.2%	91.4	0.2%	0.0	0.0%	91.4	0.2%	95.4	0.2%
IE	1 306.3	3.1%	149.9	11.7%	1 456.2	3.4%	1 336.4	3.1%	1 336.9	2.9%	1 300.4	3.0%	0.2	0.1%	1 300.6	2.9%	1 314.9	3.0%	1 293.2	2.9%	1 293.2	2.9%	0.0	0.0%	1 293.2	2.9%	1 258.0	2.8%
EL	2 553.8	6.1%	73.8	5.7%	2 627.6	6.0%	2 594.4	6.0%	2 659.5	5.7%	2 594.7	5.7%	0.0	0.0%	2 594.7	5.6%	2 425.0	5.5%	2 416.4	5.4%	2 416.4	5.4%	0.0	0.0%	2 416.4	5.4%	2 346.2	5.2%
ES	5 864.1	13.9%	69.1	5.6%	5 933.2	13.7%	5 986.4	13.8%	6 216.1	13.4%	5 944.2	13.5%	134.1	40.6%	6 078.3	13.7%	5 906.4	13.4%	5 847.3	13.1%	5 847.3	13.1%	21.4	19.5%	5 868.7	13.1%	5 935.4	13.1%
FR	8 946.9	21.2%	42.9	3.3%	8 989.8	20.7%	8 920.1	20.5%	9 495.4	20.4%	8 908.8	20.2%	17.8	5.4%	8 926.5	20.1%	8 762.0	19.9%	8 642.4	19.3%	8 655.7	19.3%	13.3	12.1%	8 655.7	19.3%	8 601.9	19.0%
HR	-	-	-	-	-	-	-	-	-	-	-	-	-	-	-	-	-	-	-	-	-	-	-	-	-	-	-	-
IT	4 660.6	11.0%	525.6	40.9%	5 186.3	11.9%	4 930.0	11.3%	5 156.0	11.1%	4 852.7	11.0%	76.1	23.0%	4 928.8	11.1%	4 806.5	10.9%	4 787.0	10.7%	4 813.9	10.7%	26.9	24.5%	4 813.9	10.7%	4 662.3	10.3%
CY	28.1	0.1%	-	0.0%	28.1	0.1%	38.8	0.1%	38.8	0.1%	43.9	0.1%	0.0	0.0%	43.9	0.1%	42.6	0.1%	46.2	0.1%	46.2	0.1%	0.0	0.0%	46.2	0.1%	50.2	0.1%
LV	63.3	0.1%	36.9	2.9%	100.2	0.2%	80.7	0.2%	110.3	0.2%	96.8	0.2%	2.8	0.8%	99.6	0.2%	109.3	0.2%	126.8	0.3%	126.8	0.3%	0.8	0.8%	127.6	0.3%	148.4	0.3%
LT	173.9	0.4%	-	0.0%	173.9	0.4%	218.0	0.5%	234.8	0.5%	268.2	0.6%	0.0	0.0%	268.2	0.6%	279.8	0.6%	300.4	0.7%	300.4	0.7%	1.7	1.5%	302.1	0.7%	357.2	0.8%
LU	35.3	0.1%	-	0.0%	35.3	0.1%	35.5	0.1%	35.5	0.1%	36.0	0.1%	0.0	0.0%	36.0	0.1%	34.8	0.1%	34.8	0.1%	35.0	0.1%	0.0	0.0%	35.0	0.1%	34.3	0.1%
HU	513.6	1.2%	45.9	3.6%	559.5	1.3%	758.0	1.7%	972.0	2.1%	955.0	2.2%	10.2	3.1%	965.2	2.2%	1 053.5	2.4%	1 144.1	2.6%	1 144.1	2.6%	21.3	19.4%	1 165.4	2.6%	1 272.0	2.8%
MT	2.6	0.0%	-	0.0%	2.6	0.0%	3.6	0.0%	3.6	0.0%	4.2	0.0%	0.0	0.0%	4.2	0.0%	4.4	0.0%	5.6	0.0%	5.6	0.0%	0.0	0.0%	5.6	0.0%	5.7	0.0%
NL	977.4	2.3%	43.2	3.0%	1 020.6	2.3%	1 077.4	2.5%	1 193.3	2.6%	1 022.5	2.3%	5.4	1.6%	1 027.9	2.3%	942.1	2.1%	927.5	2.1%	927.5	2.1%	0.1	0.1%	927.6	2.1%	905.6	2.0%
AT	741.6	1.8%	3.9	0.3%	745.5	1.7%	747.0	1.7%	775.4	1.7%	743.8	1.7%	5.0	1.5%	748.9	1.7%	745.9	1.7%	743.9	1.7%	743.9	1.7%	0.0	0.0%	743.9	1.7%	730.0	1.6%
PL	1 453.3	3.4%	-	0.0%	1 453.3	3.3%	1 749.7	4.0%	2 037.2	4.4%	2 058.6	4.7%	7.7	2.3%	2 066.3	4.7%	2 483.2	6.8%	2 495.1	5.7%	2 483.1	6.8%	11.7	10.6%	2 497.7	6.3%	3 184.5	7.8%
PT	717.7	1.7%	19.5	1.5%	737.2	1.7%	722.6	1.7%	732.8	1.6%	761.2	1.7%	3.5	1.1%	764.7	1.7%	769.5	1.7%	773.7	1.8%	775.6	1.7%	0.1	0.1%	775.7	1.7%	769.4	1.7%
RO	474.0	1.1%	-	0.0%	474.0	1.1%	596.2	1.4%	598.3	1.3%	670.8	1.5%	3.6	1.1%	674.5	1.5%	797.2	1.8%	802.1	1.8%	1 022.3	2.3%	0.0	0.0%	1 022.3	2.3%	1 206.8	2.7%
SI	61.8	0.1%	34.2	2.7%	96.0	0.2%	77.1	0.2%	104.4	0.2%	91.0	0.2%	1.5	0.4%	92.5	0.2%	108.8	0.2%	125.3	0.3%	125.3	0.3%	0.0	0.0%	125.3	0.3%	138.8	0.3%
SK	165.2	0.4%	35.1	2.7%	200.3	0.5%	220.4	0.5%	274.1	0.6%	274.3	0.6%	3.4	1.0%	277.6	0.6%	297.7	0.7%	332.6	0.7%	332.6	0.7%	0.0	0.0%	332.6	0.7%	363.5	0.8%
FI	559.9	1.3%	26.2	2.0%	586.0	1.3%	574.6	1.3%	612.4	1.3%	598.3	1.4%	1.5	0.5%	599.8	1.4%	497.2	1.1%	499.5	1.1%	550.4	1.2%	1.9	1.8%	552.3	1.2%	541.5	1.2%
SE	745.1	1.8%	27.4	2.1%	772.5	1.8%	751.8	1.7%	776.0	1.7%	739.5	1.7%	2.5	0.8%	742.1	1.7%	700.9	1.6%	713.2	1.6%	715.9	1.6%	2.7	2.6%	715.9	1.6%	701.9	1.5%
UK	3 494.9	8.3%	-	0.0%	3 494.9	8.0%	3 333.8	7.7%	3 475.6	7.5%	3 375.4	7.7%	22.8	6.9%	3 398.2	7.7%	3 322.2	7.6%	3 322.2	7.5%	3 351.7	7.5%	0.0	0.0%	3 351.7	7.5%	3 331.3	7.4%
EU (1)	506.9	1.2%	-	0.0%	506.9	1.2%	446.6	1.0%	446.6	1.0%	443.9	1.0%	0.0	0.0%	443.9	1.0%	385.6	0.9%	385.6	0.9%	359.8	0.8%	0.0	0.0%	359.8	0.8%	340.2	0.8%
TOTAL EAGF	42 181.2	100%	-	-	42 181.2	100%	43 454.1	100%	44 046.0	100%	44 046.0	100%	330.3	100%	44 376.3	100%	43 970.1	100%	44 745.6	100%	45 302.1	100%	109.7	100%	44 855.3	100%	45 302.1	100%
SRF (%)	1 284.1	100%	-	-	1 284.1	100%	3 017.7	100%	46 471.7	100%	46 471.7	100%	44 376.3	100%	44 376.3	100%	44 158.0	100%	44 855.3	100%	45 302.1	100%	109.7	100%	44 855.3	100%	45 302.1	100%
TOTAL EXPENDITURE	43 465.3	100%	-	-	43 465.3	100%	46 471.7	100%	46 471.7	100%	46 471.7	100%	44 376.3	100%	44 376.3	100%	44 158.0	100%	44 855.3	100%	45 302.1	100%	109.7	100%	44 855.3	100%	45 302.1	100%

(1) Expenditure made directly by the Commission
 (2) SRF - Sugar Restructuring Fund. Payments made on the basis of the assignend revenue foreseen in article 11 of Regulation 320/2006. Temporary restructuring amounts in the sugar sector

ANNEX 25

EAGF - EVOLUTION OF EXPENDITURE FOR DIRECT AIDS BY MEASURE

2007 to 2013 Financial years

Commitment Appropriations		In EUR million						
BUDGET LINE	MEASURE	2007	2008	2009	2010	2011	2012	2013
05 03 01 01	SPS (single payment scheme)	28 119.327	28 233.837	28 805.562	29 070.902	31 081.826	31 080.529	31 393.933
05 03 01 02	SAPS (single area payment scheme)	2 082.983	2 974.387	3 723.437	4 460.928	5 084.280	5 915.682	6 681.197
05 03 01 03	Separate sugar payment	166.744	206.245	252.936	281.033	270.215	281.153	280.142
05 03 01 04	Separate fruit and vegetables payment	-	-	12.161	12.176	12.177	12.332	12.290
05 03 01 05	Specific support (article 68) — Decoupled direct aids	-	-	-	-	381.891	376.755	463.237
05 03 01 06	Separate soft fruit payment	-	-	-	-	-	-	11.480
05 03 01 99	Other (decoupled direct aids)	-	-	-	0.000	0.000	-0.985	-0.169
05 03 01	Decoupled direct aids	30 369.054	31 414.469	32 794.095	33 825.039	36 830.388	37 665.465	38 842.109
05 03 02 01	Crop area payments	1 488.598	1 432.236	1 448.669	1 434.867	3.754	3.414	3.618
05 03 02 03	Supplementary aid for durum wheat: non-traditional production zones	0.001	-	-	-	-	-	-
05 03 02 04	Supplementary aid for durum wheat: traditional production zones	55.825	46.105	49.060	47.455	-0.634	-0.838	0.191
05 03 02 05	Production aid for seeds	22.036	20.044	23.166	25.127	23.216	22.416	0.189
05 03 02 06	Suckler-cow premium	1 179.084	1 153.842	1 153.142	1 139.054	931.759	933.971	921.054
05 03 02 07	Additional suckler-cow premium	55.971	51.777	51.777	51.724	51.566	50.119	49.788
05 03 02 08	Beef special premium	99.107	90.500	90.641	92.119	71.615	72.726	0.149
05 03 02 09	Beef slaughter premium — Calves	126.518	121.005	117.618	114.699	7.665	7.343	0.004
05 03 02 10	Beef slaughter premium — Adults	235.939	224.140	221.276	218.049	51.636	50.473	0.410
05 03 02 11	Beef extensification premium	12.152	-	-	-	-	-	-
05 03 02 12	Additional payments to beef producers	4.330	-	-	-	-	-	-
05 03 02 13	Sheep and goat premium	251.685	239.900	232.869	246.946	23.053	22.340	21.139
05 03 02 14	Sheep and goat supplementary premium	78.173	74.151	72.391	74.767	7.020	6.824	6.821
05 03 02 15	Additional payments in the sheep and goat sector	0.135	-	-	-	-	-	-
05 03 02 16	Dairy premium	438.208	0.189	-	-	-	-	-
05 03 02 17	Additional payments for milk producers	198.875	0.055	-	-	-	-	-
05 03 02 18	Payments to starch potato producers	88.664	103.507	103.238	103.818	81.221	100.487	0.135
05 03 02 19	Area aid for rice	173.033	168.102	168.102	168.912	154.271	152.840	0.265
05 03 02 21	Aid for olive groves	119.276	99.410	96.040	97.345	2.442	1.260	0.284
05 03 02 22	Tobacco premium	335.542	301.423	300.612	295.845	0.257	0.098	0.038
05 03 02 23	Hops area aid	2.659	2.467	2.485	2.516	0.000	0.000	0.000
05 03 02 24	Specific quality premium for durum wheat	82.280	79.191	87.675	80.676	0.246	-0.161	0.347
05 03 02 25	Protein crop premium	58.200	42.559	32.942	42.671	49.640	43.564	0.719
05 03 02 26	Area payments for nuts	89.539	86.494	92.207	94.026	87.644	87.714	0.786
05 03 02 27	Aid for energy crops	53.930	72.111	53.697	73.696	1.189	0.201	-
05 03 02 28	Aid for silkworms	0.608	0.548	0.446	0.436	0.403	0.356	0.415
05 03 02 29	Area aid for dried grapes	113.242	111.928	0.032	-	-	-	-
05 03 02 30	Compensatory aid for bananas	121.572	-	-	-	-	-	-
05 03 02 36	Payments for specific types of farming and quality production	419.580	422.876	428.728	434.091	123.321	113.883	1.307
05 03 02 38	Transitional aid for sugar beet growers	2.163	-	-	-	-	-	-
05 03 02 39	Additional amount for sugar beet and cane producers	17.168	25.157	22.870	51.614	45.225	23.007	20.940
05 03 02 40	Area aid for cotton	254.464	247.548	216.879	221.737	247.266	245.812	242.262
05 03 02 41	Transitional fruit and vegetables payment — Tomatoes	-	-	144.221	141.448	139.349	20.434	0.740
05 03 02 42	Transitional fruit and vegetables payment — Other products than tomatoes	-	-	149.247	157.733	55.666	34.728	34.293
05 03 02 43	Transitional soft fruit payment	-	-	7.390	9.096	10.728	10.957	0.007
05 03 02 44	Specific support (article 68) — Coupled direct aids	-	-	-	-	747.991	785.514	1 046.506
05 03 02 50	POSEI — Community support programmes	63.766	372.256	375.202	386.198	415.970	411.085	457.955
05 03 02 51	POSEI — Other direct aids and earlier regimes	3.792	21.191	20.898	21.025	0.138	0.010	0.000
05 03 02 52	POSEI — Aegean Islands	13.528	16.792	16.479	18.487	17.274	17.898	16.156
05 03 02 99	Other (direct aids)	1.159	-7.096	1.385	1.002	-2.402	-4.216	-9.714
05 03 02	Other direct aids	6 260.802	5 620.408	5 777.592	5 847.022	3 347.044	3 213.927	2 815.995
05 03 03 00	Additional amounts of aid	434.037	533.700	542.232	3.670	0.597	0.638	0.173
05 03 03	Additional amounts of aid	434.037	533.700	542.232	3.670	0.597	0.638	0.173
05 03 04 00	Ancillary direct aids (outstanding balances, small producers, agrimonetary aids)	-18.063	-	-	-	-	-	-
05 03 04	Ancillary direct aids (outstanding balances, small producers, agrimonetary aids)	-18.063	-	-	-	-	-	-
EXPENDITURE funded by budget current financial year appropriations - Fund source C1		37 044.668	36 771.702	37 778.700	39 430.879	39 676.534	40 206.902	40 556.119
EXPENDITURE funded by assigned revenue collected in current financial year - Fund source C4		1.162	-	204.845	104.173	-	242.413	-
EXPENDITURE funded by assigned revenue carried over from previous financial year - Fund source C5		-	796.875	1 130.374	140.679	501.496	430.715	1 102.158
TOTAL EAGF DIRECT AIDS EXPENDITURE		37 045.830	37 568.577	39 113.919	39 675.731	40 178.030	40 880.030	41 658.277

ANNEX 26

EVOLUTION OF EAGF DIRECT AIDS EXPENDITURE BY SECTOR

2007 to 2013 Financial years

SECTOR	In EUR million						
	2007	2008	2009	2010	2011	2012	2013
Commitment Appropriations	30 803.09	31 948.17	33 336.33	33 828.71	36 830.99	37 666.10	38 842.28
SPS (single payment scheme)	28 119.33	28 233.84	28 805.56	29 070.90	31 081.83	31 080.53	31 393.93
SAPS (single area payment scheme)	2 082.98	2 974.39	3 723.44	4 460.93	5 084.28	5 915.68	6 681.20
Separate sugar payment	166.74	206.25	252.94	281.03	270.21	281.15	280.14
Separate fruit and vegetables payment	-	-	12.16	12.18	12.18	12.33	12.29
Specific support (article 68) — Decoupled direct aids	-	-	-	-	381.89	376.75	463.24
Separate soft fruit payment	-	-	-	-	-	-	11.48
Other (decoupled direct aids)	-	-	-	-	-	-0.99	-0.17
Additional amounts of aid	434.04	533.70	542.23	3.67	0.60	0.64	0.17
	6 242.74	5 620.41	5 777.59	5 847.02	3 347.04	3 213.93	2 815.99
CEREALS	1 922.67	1 854.63	1 672.04	1 679.36	54.20	46.18	4.88
SUGAR	41.87	51.76	22.87	51.61	45.22	23.01	20.94
OLIVE OIL	144.97	126.28	96.04	97.35	2.44	1.26	0.28
FRUITS AND VEGETABLES	413.02	301.93	496.34	506.12	374.61	254.32	35.96
RICE	173.18	168.24	164.36	168.91	154.27	152.84	0.26
SEEDS	22.04	20.04	23.17	25.13	23.22	22.42	0.19
HOPS	2.66	2.47	2.49	2.52	0.00	-	-
SILKWORMS	0.61	0.55	0.45	0.44	0.40	0.36	0.42
COTTON	266.99	260.65	216.88	221.74	247.27	245.81	242.26
TOBACCO	344.94	310.45	300.61	295.85	0.26	0.10	0.04
MILK AND MILK PRODUCTS	655.66	18.78	0.00	0.00	-	-	-
BEEF AND VEAL	1 836.59	1 766.54	1 634.40	1 615.49	1 112.79	1 114.30	970.59
SHEEPMEAT AND GOATMEAT	350.52	333.63	305.26	321.71	30.07	29.16	27.96
PIGMEAT, EGGS AND POULTRY	-	-	-	0.00	-	-	-
POSEI	81.09	410.24	412.58	425.71	433.38	428.99	474.11
OTHER PRODUCTS	-14.05	-5.78	1.39	1.00	-2.40	-4.22	-9.71
SPECIFIC TYPES OF FARMING & QUALITY PRODUCTION *	-	-	428.73	434.09	123.32	113.88	1.31
SPECIFIC SUPPORT (ARTICLE 68) - COUPLED DIRECT AIDS	-	-	-	-	747.99	785.51	1 046.51
TOTAL DIRECT AIDS	37 045.83	37 568.58	39 113.92	39 675.73	40 178.03	40 880.03	41 658.28

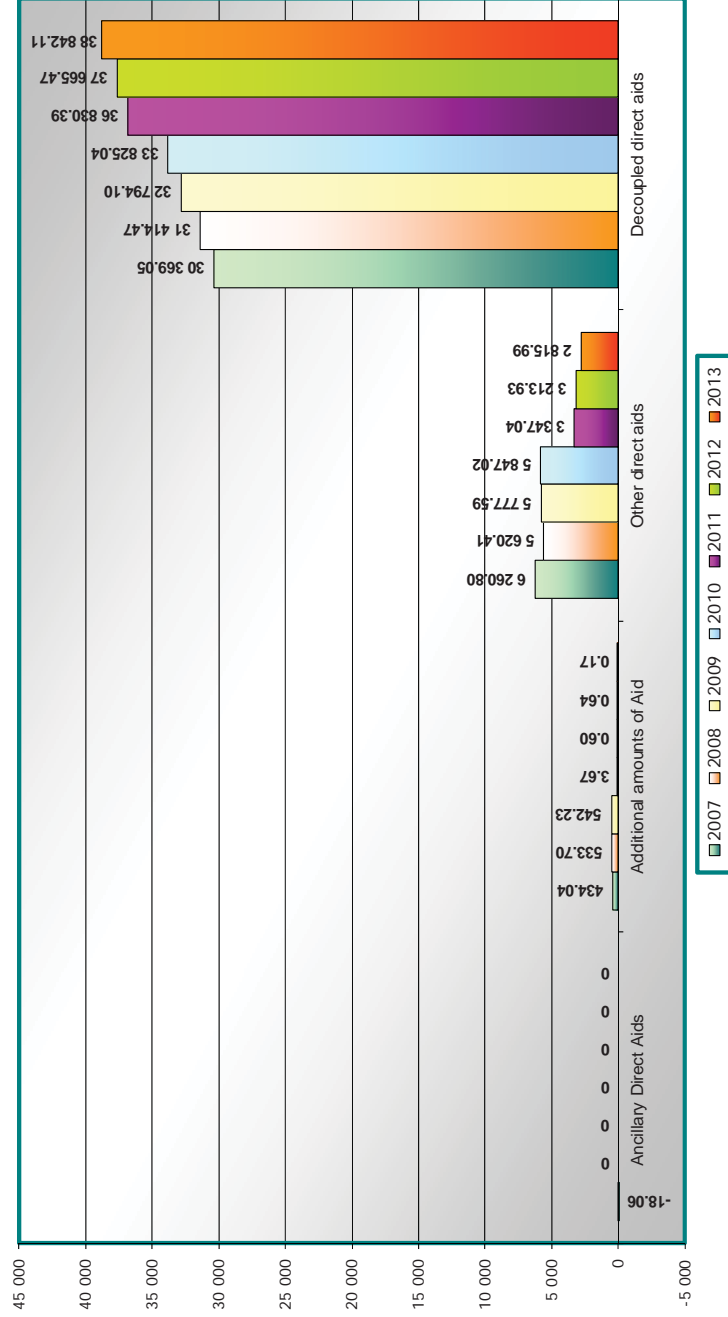
* For Financial years 2007 and 2008, this payment amount is included in each concerned sector

ANNEX 27

EVOLUTION OF EAGF DIRECT AIDS EXPENDITURE BY ARTICLE

2007 to 2013 Financial years

Commitment Appropriations BUDGET ARTICLE	MEASURE	in EUR million										
		2007	2008	2009	2010	2011	2012	2013				
05 03 01	Decoupled direct aids	30 369.05	31 414.47	32 794.10	33 825.04	36 830.39	37 665.47	38 842.11				
05 03 02	Other direct aids	6 260.80	5 620.41	5 777.59	5 847.02	3 347.04	3 213.93	2 815.99				
05 03 03	Additional amounts of aid	434.04	533.70	542.23	3.67	0.60	0.64	0.17				
05 03 04	Ancillary direct aids (outstanding balances, small producers, agrimonetary aids)	-18.06	-	-	-	-	-	-				
TOTAL DIRECT AIDS EXPENDITURE		37 045.83	37 568.58	39 113.92	39 675.73	40 178.03	40 880.03	41 658.28				



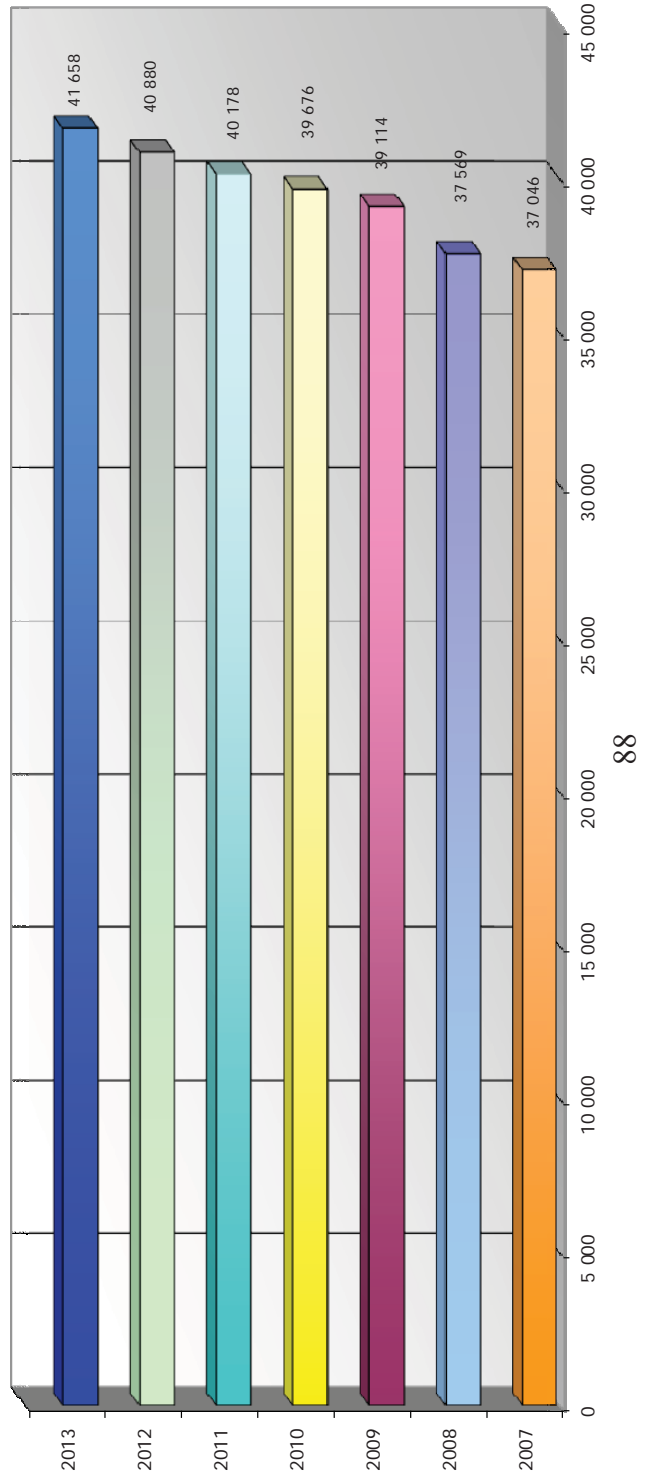
ANNEX 28

TOTAL EXPENDITURE FOR DIRECT AIDS - 2007 TO 2013 FINANCIAL YEARS

Commitment Appropriations		2007	2008	2009	2010	2011	2012	2013
Total DIRECT AIDS EXPENDITURE		37 045.83	37 568.58	39 113.92	39 675.73	40 178.03	40 880.03	41 658.28
Of which:								
EAGF EXPENDITURE funded by initial budget appropriations - Fund source C1		37 044.67	36 771.70	37 778.70	39 430.88	39 676.53	40 206.90	40 556.12
EAGF EXPENDITURE funded by assigned revenue collected in the financial year - Fund source C4		1.16	-	204.85	104.17	-	242.41	-
EAGF EXPENDITURE funded by assigned revenue carried over previous financial year - Fund source C5		-	796.88	1 130.37	140.68	501.50	430.72	1 102.16

In EUR million

EVOLUTION OF DIRECT AIDS EXPENDITURE - 2007 to 2013 Financial years



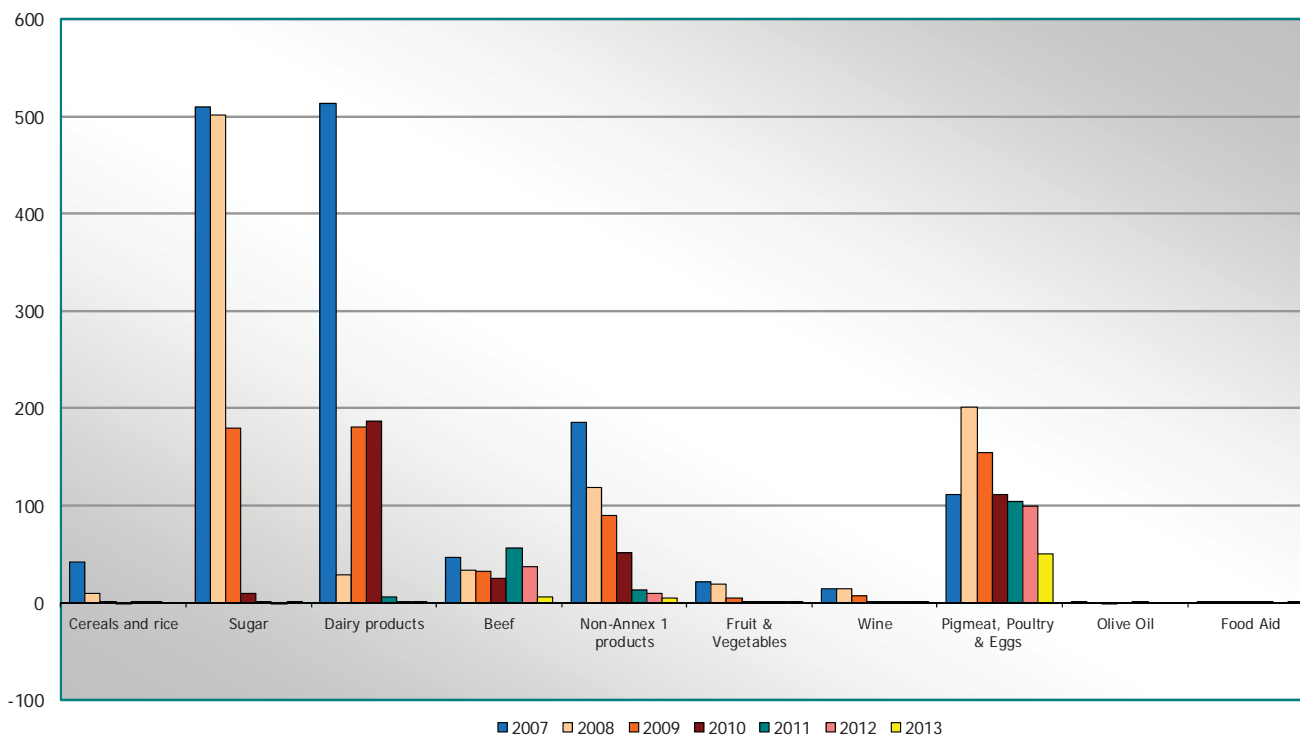
ANNEX 29

EVOLUTION OF EAGF EXPORT REFUNDS EXPENDITURE by SECTOR - 2007 to 2013 Financial years

Commitment Appropriations

In EUR million

Sector	2007		2008		2009		2010		2011		2012		2013	
Cereals and rice	41.9	2.9%	9.7	1.0%	0.8	0.1%	-0.4	-0.1%	0.1	0.0%	0.2	0.2%	0.0	0.0%
Sugar	509.3	35.3%	501.3	54.2%	179.1	27.6%	9.8	2.5%	1.5	0.8%	0.0	0.0%	0.0	0.1%
Dairy products	513.4	35.5%	28.8	3.1%	181.1	27.9%	186.4	48.4%	5.4	3.0%	0.2	0.1%	0.1	0.1%
Beef	46.2	3.2%	33.1	3.6%	31.6	4.9%	25.3	6.6%	55.8	31.1%	37.2	25.4%	6.5	10.4%
Non-Annex 1 products	185.2	12.8%	118.1	12.8%	89.7	13.8%	51.3	13.3%	12.7	7.1%	9.1	6.2%	4.9	7.8%
Fruit & Vegetables	21.7	1.5%	18.6	2.0%	5.2	0.8%	0.4	0.1%	0.0	0.0%	0.1	0.1%	1.2	1.9%
Wine	14.0	1.0%	14.5	1.6%	7.3	1.1%	0.7	0.2%	0.3	0.2%	0.1	0.1%	0.0	0.1%
Pigmeat, Poultry & Eggs	111.2	7.7%	200.5	21.7%	154.7	23.8%	111.4	28.9%	103.6	57.7%	99.7	68.0%	49.7	79.6%
Olive Oil	0.2	0.0%	0.0	0.0%	0.0	0.0%	0.0	0.0%	0.0	0.0%	0.0	0.0%	0.0	0.0%
Food Aid	1.6	0.1%	0.6	0.1%	0.0	0.0%	0.1	0.0%	0.0	0.0%	0.0	0.0%	0.0	0.0%
Total Export Refunds Expenditure	1 444.7		925.4		649.5		385.1		179.4		146.7		62.4	



ANNEX 30

EVOLUTION OF EAGF EXPORT REFUNDS EXPENDITURE BY MEMBER STATE - 2007 to 2013 Financial years

Commitment Appropriations	EU 27						EU 28
	2007	2008	2009	2010	2011	2012	2013
Belgium	155.604	122.631	71.905	36.439	2.641	1.114	0.188
Bulgaria	0.000	0.767	2.501	0.150	0.505	0.525	0.406
Czech Republic	12.82	1.666	5.546	2.794	0.872	0.204	0.022
Denmark	100.294	70.399	46.828	29.189	4.748	2.004	0.505
Germany	154.106	96.249	65.283	34.663	21.446	7.078	2.360
Estonia	3.882	0.173	0.999	1.035	0.077	0.031	0.036
Ireland	64.152	16.568	19.013	23.450	3.453	1.327	0.087
Greece	30.370	3.065	0.939	0.067	0.075	0.109	0.000
Spain	38.636	31.688	18.442	3.659	3.007	3.095	0.670
France	281.850	220.792	141.992	116.946	85.704	81.701	42.181
Croatia	-	-	-	-	-	-	0.000
Italy	60.380	46.811	23.301	14.550	15.311	12.476	6.667
Cyprus	1.054	0.247	0.281	0.235	0.048	0.017	0.000
Latvia	3.210	0.657	0.551	0.233	0.005	0.017	0.000
Lithuania	33.107	11.396	10.939	6.165	4.680	3.865	0.350
Luxembourg	0.009	0.001	0.000	0.000	0.000	0.000	0.000
Hungary	12.240	17.509	7.148	2.210	1.500	1.057	0.843
Malta	0.204	0.026	0.000	0.000	0.000	0.000	0.000
Netherlands	197.847	91.482	104.519	59.461	8.286	5.509	1.980
Austria	18.868	22.609	17.370	5.821	5.541	1.796	0.153
Poland	89.197	118.861	34.633	13.825	14.391	18.823	3.736
Portugal	11.993	12.531	6.380	5.104	4.651	4.330	1.181
Romania	0.000	0.023	0.252	0.067	0.473	0.574	0.792
Slovenia	3.251	0.806	0.629	0.794	0.545	0.328	0.000
Slovakia	4.672	1.448	0.501	0.716	0.206	0.100	0.002
Finland	32.761	7.619	16.059	9.257	0.093	0.091	0.002
Sweden	27.161	11.338	21.054	5.484	0.100	0.065	0.000
United Kingdom	107.007	18.086	32.468	12.778	1.075	0.434	0.222
TOTAL Export Refunds Expenditure	1 444.670	925.448	649.534	385.093	179.432	146.670	62.383

ANNEX 31

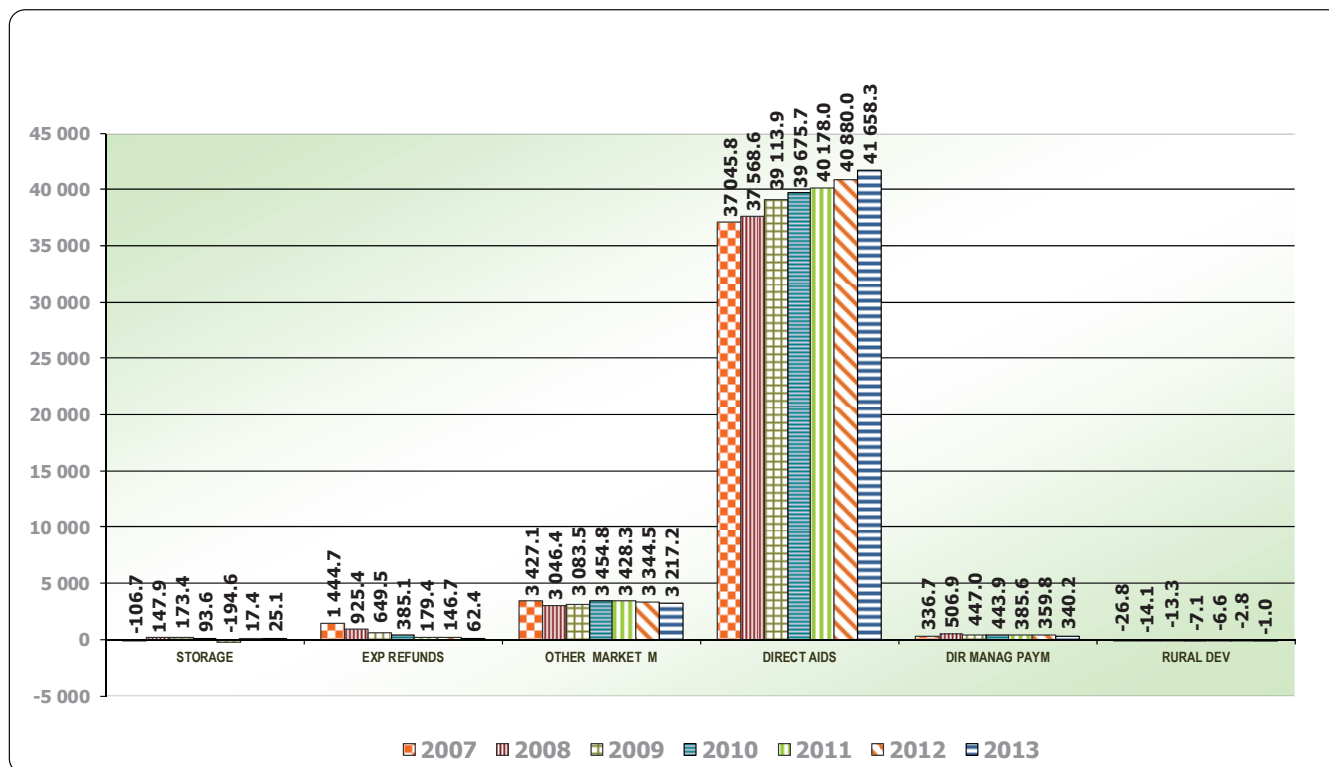
Analytical evolution of EAGF storage expenditure 2007 - 2013

HEADING	2007			2008			2009			2010			
	Private storage	Public storage	TOTAL STORAGE & %	Private storage	Public storage	TOTAL STORAGE & %	Private storage	Public storage	TOTAL STORAGE & %	Private storage	Public storage	TOTAL STORAGE & %	
CEREALS	-	-225.83	211.65%	-	-100.73	-100.73	-	24.08	24.08	13.88%	-	95.72	102.27%
RICE	-	-0.75	0.70%	-	-	-	-	-	-	-	-	-	-
SUGAR	-	-87.05	81.58%	-	-26.75	-26.75	-	-32.37	-32.37	-18.66%	-	0.43	0.46%
OLIVE OIL	-	-	-	0.01	0.01	0.01%	-	-	-	-	7.93	7.93	8.47%
FIBRE FLAX AND HEMP	0.56	-	-0.52%	1.87	1.87	1.26%	0.41	0.41	0.23%	0.05	-	0.05	0.05%
FRUIT AND VEGETABLES	0.41	0.41	-0.38%	0.09	0.09	0.06%	0.03	0.03	0.02%	-	-	-	-
WINE-GROWING SECTOR/ ALCOHOL	96.68	146.47	242.15	88.34	113.81	202.15	41.29	29.55	70.84	40.85%	1.20	11.06	13.10%
TOBACCO	-	-	-	-	-	-	-	-	-	-	-	-	-
MILK PRODUCTS	38.40	-74.60	-36.20	34.24	34.24	23.15%	37.67	69.17	106.84	61.60%	13.23	-36.52	-24.88%
BEEF MEAT	-	-	-	-	-	-	-	0.00	0.00	0.00%	-	-	-
SHEEP AND GOAT MEAT	-	-	-	-	-	-	-	-	-	-	-	-	-
PIG MEAT	-	-	-	37.01	37.01	25.02%	3.62	3.62	3.62	2.08%	0.49	0.49	0.52%
FISHERY PRODUCTS	-	-	-	-	-	-	-	-	-	-	-	-	-
	136.05	-242.76		161.55	-13.66		83.01	90.43		22.89	70.69		
TOTAL		-106.71			147.90			173.44			93.59		

HEADING	2011			2012			2013			
	Private storage	Public storage	TOTAL STORAGE & %	Private storage	Public storage	TOTAL STORAGE & %	Private storage	Public storage	TOTAL STORAGE & %	
CEREALS	-	-189.47	97.35%	-	1.57	1.57	-	0.09	0.09	0.35%
RICE	-	-	-	-	-	-	-	-	-	-
SUGAR	-	0.00	0.00%	-	-	-	-	-	-	-
OLIVE OIL	-	-	-	12.19	12.19	70.12%	17.20	17.20	17.20	68.54%
FIBRE FLAX AND HEMP	1.25	-	-0.64%	0.05	0.05	0.26%	-	-	-	-
FRUIT AND VEGETABLES	-	-	-	-	-	-	-	-	-	-
WINE-GROWING SECTOR/ ALCOHOL	0.31	1.62	1.92	0.04	0.11	0.15	0.70	0.70	0.70	2.81%
TOBACCO	-	-	-	-	-	-	-	-	-	-
MILK PRODUCTS	8.25	-72.91	-33.22%	7.82	-10.21	-2.39	7.10	7.10	7.10	28.30%
BEEF MEAT	0.01	-	0.00%	-	-	-	-	-	-	-
SHEEP AND GOAT MEAT	-	-	-	-	-	-	-	-	-	-
PIG MEAT	56.32	-	-28.94%	5.82	5.82	33.47%	-	-	-	-
FISHERY PRODUCTS	-	-	-	-	-	-	-	-	-	-
	66.13	-260.77		25.91	-8.52		25.01	0.09		
TOTAL		-194.63			17.38			25.10		25.10

ANNEX 32

EVOLUTION of THE BREAKDOWN of EAGF EXPENDITURE - 2007 to 2013 Financial years



Commitment Appropriations

in EUR Million

FINANCIAL YEAR	BUDGET EXECUTION	STORAGE	EXPORT REFUNDS	DIRECT AIDS	OTHER MARKET MEASURES	DIRECT MANAGEMENT PAYMENTS	RURAL DEVELOPMENT
2007	42 120.9	-106.7	1 444.7	37 045.8	3 427.1	336.7	-26.8
2008	42 181.2	147.9	925.4	37 568.6	3 046.4	506.9	-14.1
2009	43 454.1	173.4	649.5	39 113.9	3 083.5	447.0	-13.3
2010	44 046.0	93.6	385.1	39 675.7	3 454.8	443.9	-7.1
2011	43 970.1	-194.6	179.4	40 178.0	3 428.3	385.6	-6.6
2012	44 745.6	17.4	146.7	40 880.0	3 344.5	359.8	-2.8
2013	45 302.1	25.1	62.4	41 658.3	3 217.2	340.2	-1.0

DIRECTORATE-GENERAL FOR AGRICULTURE AND RURAL DEVELOPMENT
 Directorate R - Management of resources.
 R.1. Budget management
 EAGF - 2013 FINANCIAL REPORT

EAGF- EUROPEAN AGRICULTURAL GUARANTEE FUND

ANNEX 33
 EXPENDITURE CHARGED AGAINST THE 2013 BUDGET
 DETAILS by SUB-ITEM and by MEMBER STATE

Budget-Line	Fund Source	Item	BE	BG	CZ	DK	DE	EE	IE	EL	ES	FR	HR	IT	CY	LV	LT	LU	HU	MT	NL	AT	PL	PT	RO	SI	SK	FI	SE	UK	CE	TOTAL			
05 01 04 01 361A 301 C1		Monitoring and preventive measures - direct payments by the EC	-	-	-	-	-	-	-	-	-	-	-	-	-	-	-	-	-	-	-	-	-	-	-	-	-	-	-	-	-	-	7.2	7.208	
05 01 04 01	C1	European Agriculture Guarantee Fund (EAGF) — Non-operational technical assistance	-	-	-	-	-	-	-	-	-	-	-	-	-	-	-	-	-	-	-	-	-	-	-	-	-	-	-	-	-	-	-	7.2	7.208
05 01 04	C1	Support expenditure for operations in the Agriculture and rural development policy area	-	-	-	-	-	-	-	-	-	-	-	-	-	-	-	-	-	-	-	-	-	-	-	-	-	-	-	-	-	-	-	7.2	7.208
05 01	C1	Administrative expenditure of the Agriculture and rural development policy area	-	-	-	-	-	-	-	-	-	-	-	-	-	-	-	-	-	-	-	-	-	-	-	-	-	-	-	-	-	-	7.2	7.208	
05 02 01 01 1000 016		Refunds common wheat grain and flour - marketing year 06/07 and earlier	-	-	-	-	-	-	-	-	-	-	-	-	-	-	-	-	-	-	-	-	-	-	-	-	-	-	-	-	-	-	-	-	-
05 02 01 01 1001 015		Refunds barley grain and malt - marketing year 05/06 and earlier	-	-	-	-	-	-	-	-	-	-	-	-	-	-	-	-	-	-	-	-	-	-	-	-	-	-	-	-	-	-	-	-	-
05 02 01 01 1003 057		(cereals) - marketing year 07/08 and earlier - R.1784/03, Art.13-16	-	-	-	-	-	-	-	-	-	-	-	-	-	-	-	-	-	-	-	-	-	-	-	-	-	-	-	-	-	-	-	-	-
05 02 01 01 1003 065		Wheat starch - marketing year 07/08 and earlier - R.1784/03, Art.13-18	-	-	-	-	-	-	-	-	-	-	-	-	-	-	-	-	-	-	-	-	-	-	-	-	-	-	-	-	-	-	-	-	-
05 02 01 01 1003 075		Potato starch - marketing year 07/08 and earlier - R.1784/03, Art.13-18	-	-	-	-	-	-	-	-	-	-	-	-	-	-	-	-	-	-	-	-	-	-	-	-	-	-	-	-	-	-	-	-	-
05 02 01 01 1003 085		Maize starch - marketing year 07/08 and earlier - R.1784/03, Art.13-18	-	-	-	-	-	-	-	-	-	-	-	-	-	-	-	-	-	-	-	-	-	-	-	-	-	-	-	-	-	-	-	-	-
05 02 01 01 1003 095		Other starches (from other cereals and rice) marketing year 07/08 and earlier - R.1784/03, Art.13-18	-	-	-	-	-	-	-	-	-	-	-	-	-	-	-	-	-	-	-	-	-	-	-	-	-	-	-	-	-	-	-	-	-
05 02 01 01		Export refunds for cereals	-	-	-	-	-	-	-	-	-	-	-	-	-	-	-	-	-	-	-	-	-	-	-	-	-	-	-	-	-	-	-	-	-
05 02 01 02 1011 001		Technical costs of public storage - bread-making wheat - R.1234/07, Art.10(1)a	-	-	-	-	-	-	-	-	-	-	-	-	-	-	-	-	-	-	-	-	-	-	-	-	-	-	-	-	-	-	-	-	-
05 02 01 02 1011 004 C1		Technical costs of public storage - barley - R.1234/07, Art.10(1)a	-	-	-	-	-	-	-	-	-	0.0	-	-	-	-	-	-	-	-	-	-	-	-	-	-	-	-	-	-	-	-	-	0.087	-
05 02 01 02 1011 004 NA		Technical costs of public storage - barley - R.1234/07, Art.10(1)a	-	-	-	-	-	-	-	-	-	0.0	-	-	-	-	-	-	-	-	-	-	-	-	-	-	-	-	-	-	-	-	-	-	0.087
05 02 01 02 1011 004		Technical costs of public storage - barley - R.1234/07, Art.10(1)a	-	-	-	-	-	-	-	-	-	-	-	-	-	-	-	-	-	-	-	-	-	-	-	-	-	-	-	-	-	-	-	-	-
05 02 01 02 1011 006		Technical costs of public storage - maize - R.1234/07, Art.10(1)a	-	-	-	-	-	-	-	-	-	-	-	-	-	-	-	-	-	-	-	-	-	-	-	-	-	-	-	-	-	-	-	-	-
05 02 01 02 1011 007		Technical costs of public storage - sorghum - R.1234/07, Art.10(1)a	-	-	-	-	-	-	-	-	-	-	-	-	-	-	-	-	-	-	-	-	-	-	-	-	-	-	-	-	-	-	-	-	-
05 02 01 02 1012 001		Financial costs of public storage - bread-making wheat - R.1234/07, Art.10(1)a	-	-	-	-	-	-	-	-	-	-	-	-	-	-	-	-	-	-	-	-	-	-	-	-	-	-	-	-	-	-	-	-	-
05 02 01 02 1012 004 C1		Financial costs of public storage - barley - R.1234/07, Art.10(1)a	-	-	-	-	-	-	-	-	-	0.0	-	-	-	-	-	-	-	-	-	-	-	-	-	-	-	-	-	-	-	-	-	-	0.005
05 02 01 02 1012 004 NA		Financial costs of public storage - barley - R.1234/07, Art.10(1)a	-	-	-	-	-	-	-	-	-	0.0	-	-	-	-	-	-	-	-	-	-	-	-	-	-	-	-	-	-	-	-	-	-	0.005
05 02 01 02 1012 004		Financial costs of public storage - barley - R.1234/07, Art.10(1)a	-	-	-	-	-	-	-	-	-	-	-	-	-	-	-	-	-	-	-	-	-	-	-	-	-	-	-	-	-	-	-	-	-
05 02 01 02 1012 006		Financial costs of public storage - maize - R.1234/07, Art.10(1)a	-	-	-	-	-	-	-	-	-	-	-	-	-	-	-	-	-	-	-	-	-	-	-	-	-	-	-	-	-	-	-	-	-
05 02 01 02 1012 007		Financial costs of public storage - sorghum - R.1234/07, Art.10(1)a	-	-	-	-	-	-	-	-	-	-	-	-	-	-	-	-	-	-	-	-	-	-	-	-	-	-	-	-	-	-	-	-	-
05 02 01 02 1013 001		Other public storage costs - bread-making wheat - R.1234/07, Art.10(1)a	-	-	-	-	-	-	-	-	-	-	-	-	-	-	-	-	-	-	-	-	-	-	-	-	-	-	-	-	-	-	-	-	-
05 02 01 02 1013 004 C1		Other public storage costs - barley - R.1234/07, Art.10(1)a	-	-	-	-	-	-	-	-	-	-0.0	-	-	-	-	-	-	-	-	-	-	-	-	-	-	-	-	-	-	-	-	-	-	-0.014
05 02 01 02 1013 004 NA		Other public storage costs - barley - R.1234/07, Art.10(1)a	-	-	-	-	-	-	-	-	-	-0.0	-	-	-	-	-	-	-	-	-	-	-	-	-	-	-	-	-	-	-	-	-	-	-0.014
05 02 01 02 1013 004		Other public storage costs - barley - R.1234/07, Art.10(1)a	-	-	-	-	-	-	-	-	-	-	-	-	-	-	-	-	-	-	-	-	-	-	-	-	-	-	-	-	-	-	-	-	-
05 02 01 02 1013 006		Other public storage costs - maize - R.1234/07, Art.10(1)a	-	-	-	-	-	-	-	-	-	-	-	-	-	-	-	-	-	-	-	-	-	-	-	-	-	-	-	-	-	-	-	-	-
05 02 01 02 1013 007		Other public storage costs - sorghum - R.1234/07, Art.10(1)a	-	-	-	-	-	-	-	-	-	-	-	-	-	-	-	-	-	-	-	-	-	-	-	-	-	-	-	-	-	-	-	-	-
05 02 01 02 1014 001		Depreciation on purchase - bread-making wheat - R.1234/07, Art.10(1)a	-	-	-	-	-	-	-	-	-	-	-	-	-	-	-	-	-	-	-	-	-	-	-	-	-	-	-	-	-	-	-	-	-
05 02 01 02 1014 004		Depreciation on purchase - barley - R.1234/07, Art.10(1)a	-	-	-	-	-	-	-	-	-	-	-	-	-	-	-	-	-	-	-	-	-	-	-	-	-	-	-	-	-	-	-	-	-
05 02 01 02 1014 006		Depreciation on purchase - maize - R.1234/07, Art.10(1)a	-	-	-	-	-	-	-	-	-	-	-	-	-	-	-	-	-	-	-	-	-	-	-	-	-	-	-	-	-	-	-	-	-

ANNEX 33
 EXPENDITURE CHARGED AGAINST THE 2013 BUDGET
 DETAILS BY SUB-ITEM and by MEMBER STATE

Budget Line	Fund source	Item	BE	BG	CZ	DK	DE	EE	IE	EL	ES	FR	HR	IT	CY	LV	LT	LU	HU	MT	NL	AT	PL	PT	RO	SI	SK	FI	SE	UK	CE	TOTAL					
05 02 01 02 1014 011		Complementary depreciation - bread-making wheat - R.1234/07, Art.10(1)(b)	-	-	-	-	-	-	-	-	-	-	-	-	-	-	-	-	-	-	-	-	-	-	-	-	-	-	-	-	-	-	-				
05 02 01 02 1014 014		Complementary depreciation - barley - R.1234/07, Art.10(1)(b)	-	-	-	-	-	-	-	-	-	-	-	-	-	-	-	-	-	-	-	-	-	-	-	-	-	-	-	-	-	-	-	-			
05 02 01 02	C1	Intervention storage of cereals	-	-	-	-	-	-	-	-	-0.0	-	-	-	-	-	-0.9	-	-	-	-	-	-	-	-	-	-	-	-	-	-	-	-	0.089			
05 02 01 02	NA	Intervention storage of cereals	-	-	-	-	-	-	-	-	-	-	-	-	-	-	-	-	-	-	-	-	-	-	-	-	-	-	-	-	-	-	-	0.089			
05 02 01 03 1021 001		Premium - potato starch - R.1234/07, Art.95a(1) - marketing year 09/10 and earlier	-	-	-	-	-	-	-	-	-0.0	-	-	-	-	-	-0.9	-	-	-	-	-	-	-	-	-	-	-	-	-	-	-	-	-	0.089		
05 02 01 03 1021 002 C1		Premium - potato starch - R.1234/07, Art.95a(1) - marketing year 10/11	-	-	-	-	-	-	-	-	0.1	-	-	-	-	-	-	-	-	-	-	-	-	-	-	-	-	-	-	-	-	-	-	0.050			
05 02 01 03 1021 003		Premium - potato starch - R.1234/07, Art.95a(1) - marketing year 11/12	-	-	-	-	-	-	-	-	-	-	-	-	-	-	-	-	-	-	-	-	-	-	-	-	-	-	-	-	-	-	-	-	-		
05 02 01 03 1022 015		Maize - production refunds - marketing year 06/07 and earlier - R.1784/03, Art.8	-	-	-	-	-	-	-	-	-	-	-	-	-	-	-	-	-	-	-	-	-	-	-	-	-	-	-	-	-	-	-	-	-	-	
05 02 01 03 1022 025 C1		Wheat - production refunds - marketing year 06/07 and earlier - R.1784/03, Art.8	-	-	-	-	-	-	-	-	-0.1	-	-	-	-	-	-	-	-	-	-	-	-	-	-	-	-	-	-	-	-	-	-	-	-0.051		
05 02 01 03 1022 033		Potatoes - production refunds - marketing year 06/07 and earlier - R.1784/03, Art.8	-	-	-	-	-	-	-	-	-	-	-	-	-	-	-	-	-	-	-	-	-	-	-	-	-	-	-	-	-	-	-	-	-		
05 02 01 03 1022 043		Other cereals - production refunds - marketing year 06/07 and earlier - R.1784/03, Art.8 - FI, SE	-	-	-	-	-	-	-	-	-	-	-	-	-	-	-	-	-	-	-	-	-	-	-	-	-	-	-	-	-	-	-	-	-		
05 02 01 03	C1	Intervention for starch	-	-	-	-	-	-	-	-	-0.0	-	-	-	-	-	-	-	-	-	-	-	-	-	-	-	-	-	-	-	-	-	-	-	-0.001		
05 02 01 99 1090 020		Others - R.1784/03; R.1234/07	-	-	-	-	-	-	-	-	-	-	-	-	-	-	-	-	-	-	-	-	-	-	-	-	-	-	-	-	-	-	-	-	-		
05 02 01 99		Other measures (cereals)	-	-	-	-	-	-	-	-	-	-	-	-	-	-	-	-	-	-	-	-	-	-	-	-	-	-	-	-	-	-	-	-	-		
05 02 01	C1	Cereals	-	-	-	-	-	-	-	-	-0.0	-	-	-	-	-	-0.9	-	-	-	-	-	-	-	-	-	-	-	-	-	-	-	-	-	0.088		
05 02 01	NA	Cereals	-	-	-	-	-	-	-	-	-	-	-	-	-	-	-	-	-	-	-	-	-	-	-	-	-	-	-	-	-	-	-	-			
05 02 01		Cereals	-	-	-	-	-	-	-	-	-0.0	-	-	-	-	-	-0.9	-	-	-	-	-	-	-	-	-	-	-	-	-	-	-	-	-	0.088		
05 02 02 01 1850 050		Refunds - rice - marketing year 05/06 and earlier - R.1785/03, Art.14-19	-	-	-	-	-	-	-	-	-	-	-	-	-	-	-	-	-	-	-	-	-	-	-	-	-	-	-	-	-	-	-	-	-	-	
05 02 02 01		Export refunds for rice	-	-	-	-	-	-	-	-	-	-	-	-	-	-	-	-	-	-	-	-	-	-	-	-	-	-	-	-	-	-	-	-	-		
05 02 02 02 1851 001		Technical costs of public storage - R.1234/07, Art.10(1)(b)	-	-	-	-	-	-	-	-	-	-	-	-	-	-	-	-	-	-	-	-	-	-	-	-	-	-	-	-	-	-	-	-	-	-	
05 02 02 02 1852 001		Financial costs of public storage - R.1234/07, Art.10(1)(b)	-	-	-	-	-	-	-	-	-	-	-	-	-	-	-	-	-	-	-	-	-	-	-	-	-	-	-	-	-	-	-	-	-	-	
05 02 02 02 1853 001		Other public storage costs - R.1234/07, Art.10(1)(b)	-	-	-	-	-	-	-	-	-	-	-	-	-	-	-	-	-	-	-	-	-	-	-	-	-	-	-	-	-	-	-	-	-	-	
05 02 02 02 1854 002		Complementary depreciation - R.1234/07, Art.10(1)(b)	-	-	-	-	-	-	-	-	-	-	-	-	-	-	-	-	-	-	-	-	-	-	-	-	-	-	-	-	-	-	-	-	-	-	
05 02 02 02		Intervention storage of rice	-	-	-	-	-	-	-	-	-	-	-	-	-	-	-	-	-	-	-	-	-	-	-	-	-	-	-	-	-	-	-	-	-	-	
05 02 02 99 0000 001		Others - producers, paddy rice - PT - R.738/83, Art.1	-	-	-	-	-	-	-	-	-	-	-	-	-	-	-	-	-	-	-	-	-	-	-	-	-	-	-	-	-	-	-	-	-	-	
05 02 02 99 0000 002		Others - Indica rice - R.1418/76, Art.8a	-	-	-	-	-	-	-	-	-	-	-	-	-	-	-	-	-	-	-	-	-	-	-	-	-	-	-	-	-	-	-	-	-	-	
05 02 02 99 1890 010		Others - R.1785/03; R.1234/07	-	-	-	-	-	-	-	-	-	-	-	-	-	-	-	-	-	-	-	-	-	-	-	-	-	-	-	-	-	-	-	-	-	-	
05 02 02 99		Other measures (rice)	-	-	-	-	-	-	-	-	-	-	-	-	-	-	-	-	-	-	-	-	-	-	-	-	-	-	-	-	-	-	-	-	-	-	
05 02 02		Rice	-	-	-	-	-	-	-	-	-	-	-	-	-	-	-	-	-	-	-	-	-	-	-	-	-	-	-	-	-	-	-	-	-	-	
05 02 03 00 3010 001 C1		Cereals and rice - R.1216/09	-	-	-	-	-	-	-	-	-	-	-	-	-	-	-	-	-	-	-	-	-	-	-	-	-	-	-	-	-	-	-	-	-	-	
05 02 03 00 3011 001 C1		Sugar and isoglucose - R.1216/09	-	-	-	-	-	-	-	-	-	-	-	-	-	-	-	-	-	-	-	-	-	-	-	-	-	-	-	-	-	-	-	-	-	-	
05 02 03 00 3012 001 C1		Skimmed milk powder or similar products - pg 2 - R.1216/09	0.0	-	-	-	0.0	-	-	-	-	-	-	-	-	-	-	-	-	-	-	-	-	0.1	-	-	-	-	-	-	-	-	-	-	-	-	
05 02 03 00 3012 002 C1		Whole milk powder or similar products - pg 3 - R.1216/09	-	-	-	-	-	-	-	-	-	-	-	-	-	-	-	-	-	-	-	-	-	-	-	-	-	-	-	-	-	-	-	-	-	-	
05 02 03 00 3013 001 C1		Butter - R.1216/09	-	-	-	-	-	-	-	-	-0.0	-	-	-	-	-	-	-	-	-	-	-	-	-	-	-	-	-	-	-	-	-	-	-	-	-	
05 02 03 00 3014 001 C1		Eggs - R.1216/09	0.2	-	-	0.1	0.1	-	-	-	0.5	-	-	-	-	-	-	-	-	-	-	-	1.6	0.0	-	-	-	-	-	-	-	-	-	-	-	-	-
05 02 03 00		Refunds on non-Annex 1 products	0.2	-	-	0.1	0.1	-	-	-	0.4	-	-	-	-	-	-	-	-	-	-	-	1.6	0.0	-	-	-	-	-	-	-	-	-	-	-	-	-
05 02 03		Refunds on non-Annex 1 products	0.2	-	-	0.1	0.1	-	-	-	0.4	-	-	-	-	-	-	-	-	-	-	-	1.6	0.0	-	-	-	-	-	-	-	-	-	-	-	-	-
05 02 04 01 3100 155		Products purchased on the market - value of product - cereals - programme 2009 - R.1234/07, Art.27 - R.3149/92, Art.5(1) - BE, BG, EE, ES, FR, IT, LV, LT, HU, MT, PL, PT, RO, SI, FI	-	-	-	-	-	-	-	-	-	-	-	-	-	-	-	-	-	-	-	-	-	-	-	-	-	-	-	-	-	-	-	-	-	-	-
05 02 04 01 3100 156		Products purchased on the market - value of product - rice - programme 2009 - R.1234/07, Art.27 - R.3149/92, Art.5(1) - BE, BG, EE, ES, FR, IT, LV, LT, HU, MT, PL, PT, RO, SI, FI	-	-	-	-	-	-	-	-	-	-	-	-	-	-	-	-	-	-	-	-	-	-	-	-	-	-	-	-	-	-	-	-	-	-	-
05 02 04 01 3100 157		Products purchased on the market - value of product - skimmed-milk powder - programme 2009 - R.1234/07, Art.27 - R.3149/92, Art.5(1) - BE, BG, EE, ES, FR, IT, LV, LU, HU, MT, PL, PT, SI, FI	-	-	-	-	-	-	-	-	-	-	-	-	-	-	-	-	-	-	-	-	-	-	-	-	-	-	-	-	-	-	-	-	-	-	-

ANNEX 33
 EXPENDITURE CHARGED AGAINST THE 2013 BUDGET
 DETAILS by SUB-ITEM and by MEMBER STATE

Budget Line	Fund source	Item	BE	BG	CZ	DK	DE	EE	IE	EL	ES	FR	HR	IT	CY	LV	LT	LU	HU	MT	NL	AT	PL	PT	RO	SI	SK	FI	SE	UK	OE	TOTAL			
05 02 04 01 3100 160		Products purchased on the market - cereals - transport costs within M.S. 2009 - R.1234/07, Art.27 - R.3149/92, Art.4(3)&6(1) - BE, BG, EE, EL, ES, FR, IT, LV, LT, HU, MT, PL, PT, RO, SI, FI	-	-	-	-	-	-	-	-	-	-	-	-	-	-	-	-	-	-	-	-	-	-	-	-	-	-	-	-	-	-	-	-	
05 02 04 01 3100 163		Products purchased on the market - rice - transport costs within M.S. 2009 - R.1234/07, Art.27 - R.3149/92, Art.4(3)&6(1) - BE, BG, EL, ES, FR, IT, LT, MT, PT, SI	-	-	-	-	-	-	-	-	-	-	-	-	-	-	-	-	-	-	-	-	-	-	-	-	-	-	-	-	-	-	-	-	
05 02 04 01 3100 164		Products purchased on the market - skimmed-milk powder - transport costs within M.S. 2009 - R.1234/07, Art.27 - R.3149/92, Art.4(3)&6(1) - BE, BG, IE, EL, ES, FR, IT, LV, LU, HU, MT, PL, PT, SI, FI	-	-	-	-	-	-	-	-	-	-	-	-	-	-	-	-	-	-	-	-	-	-	-	-	-	-	-	-	-	-	-	-	
05 02 04 01 3100 189		White sugar - transport costs within M.S. 2009 - R.1234/07, Art.27 - R.3149/92, Art.4(3)&6(1) - BE, BG, ES, FR, IT, HU, MT, PL, PT, RO, SI	-	-	-	-	-	-	-	-	-	-	-	-	-	-	-	-	-	-	-	-	-	-	-	-	-	-	-	-	-	-	-	-	
05 02 04 01 3100 190	C1	Administrative costs - 2009 and earlier - R.1234/07, Art.27 - R.3149/92, Art.6(3)	-	-	-	-	-	-	0.0	-	-	-	-	-	-	-	-	-	-	-	-	-	-	-	-	-	-	-	-	-	-	-	-	0.000	
05 02 04 01 3100 281		Intra-Community transport costs 2008 and earlier - white sugar - R.3149/92, Art.7(2) & R.1146/07	-	-	-	-	-	-	-	-	-	-	-	-	-	-	-	-	-	-	-	-	-	-	-	-	-	-	-	-	-	-	-	-	
05 02 04 01 3100 282		Intra-Community transport costs 2009 - white sugar - R.1234/07, Art.27 - R.3149/92, Art.7(2) & R.983/08 - BG, ES, FR, LT, MT, PL, PT, RO, SI	-	-	-	-	-	-	-	-	-	-	-	-	-	-	-	-	-	-	-	-	-	-	-	-	-	-	-	-	-	-	-	-	
05 02 04 01 3100 303		Bread-making wheat - transport costs within M.S. - programme 2010 - R.1234/07, Art.27 - R.3149/92, Art.4(3)&6(1); R.1111/09, Annex I(b) - BG, CZ, EL, ES, FR, IT, HU, MT, PL, PT, RO, SI, FI	-	-	-	-	-	-	-	-	-	-	-	-	-	-	-	-	-	-	-	-	-	-	-	-	-	-	-	-	-	-	-	-	
05 02 04 01 3100 304		Barley - transport costs within M.S. - programme 2010 - R.1234/07, Art.27 - R.3149/92, Art.4(3)&6(1); R.1111/09, Annex I(b) - BE, BG, CZ, EE, EL, ES, FR, IT, LV, LT, HU, MT, PL, PT, RO, SI, FI	-	-	-	-	-	-	-	-	-	-	-	-	-	-	-	-	-	-	-	-	-	-	-	-	-	-	-	-	-	-	-	-	
05 02 04 01 3100 305		Maize - transport costs within M.S. - programme 2010 - R.1234/07, Art.27 - R.3149/92, Art.4(3)&6(1); R.1111/09, Annex I(b) - BG, EL, ES, IT, HU, MT, PL, PT, RO, SI	-	-	-	-	-	-	-	-	-	-	-	-	-	-	-	-	-	-	-	-	-	-	-	-	-	-	-	-	-	-	-	-	-
05 02 04 01 3100 306	C1	Butter - transport costs within M.S. - programme 2010 - R.1234/07, Art.27 - R.3149/92, Art.4(3)&6(1); R.1111/09, Annex I(b) - BE, CZ, IE, FR, IT, LT, PL, PT	-	-	-	-	-	-	-	-	-	-0.0	-	-	-	-	-	-	-	-	-	-	-	-	-	-	-	-	-	-	-	-	-	-	-0.000
05 02 04 01 3100 307		Skimmed-milk powder - transport costs within M.S. - programme 2010 - R.1234/07, Art.27 - R.3149/92, Art.4(3)&6(1); R.1111/09, Annex I(b) - CZ, EE, EL, ES, FR, IT, LV, LT, PL, PT, RO, SI	-	-	-	-	-	-	-	-	-	-	-	-	-	-	-	-	-	-	-	-	-	-	-	-	-	-	-	-	-	-	-	-	
05 02 04 01 3100 308		White sugar - transport costs within M.S. - programme 2010 - R.1234/07, Art.27 - R.3149/92, Art.4(3)&6(1); R.1111/09, Annex I(b) - BE, BG, CZ, ES, FR, IT, LT, HU, PL, PT, RO, SI	-	-	-	-	-	-	-	-	-	-	-	-	-	-	-	-	-	-	-	-	-	-	-	-	-	-	-	-	-	-	-	-	
05 02 04 01 3100 323		Intra-Community transport costs - programme 2010 - bread-making wheat - R.1234/07, Art.27 - R.3149/92, Art.7(2); R.1111/09, Annex III - BG, EL, ES, FR, IT, MT, PL, PT, RO, SI	-	-	-	-	-	-	-	-	-	-	-	-	-	-	-	-	-	-	-	-	-	-	-	-	-	-	-	-	-	-	-	-	-
05 02 04 01 3100 324		Intra-Community transport costs - programme 2010 - barley - R.1234/07, Art.27 - R.3149/92, Art.7(2); R.1111/09, Annex III - BE, BG, EL, ES, FR, IT, LV, MT, PL, PT, RO, SI	-	-	-	-	-	-	-	-	-	-	-	-	-	-	-	-	-	-	-	-	-	-	-	-	-	-	-	-	-	-	-	-	-
05 02 04 01 3100 325		Intra-Community transport costs - maizae - programme 2010 - R.1234/07, Art.27 - R.3149/92, Art.7(2); R.1111/09, Annex III - BG, EL, ES, IT, MT, PL, PT, RO, SI	-	-	-	-	-	-	-	-	-	-	-	-	-	-	-	-	-	-	-	-	-	-	-	-	-	-	-	-	-	-	-	-	-
05 02 04 01 3100 326		Intra-Community transport costs - butter - programme 2010 - R.1234/07, Art.27 - R.3149/92, Art.7(2); R.1111/09, Annex III - IT	-	-	-	-	-	-	-	-	-	-	-	-	-	-	-	-	-	-	-	-	-	-	-	-	-	-	-	-	-	-	-	-	-
05 02 04 01 3100 327		Intra-Community transport costs - skimmed-milk powder - programme 2010 - R.1234/07, Art.27 - R.3149/92, Art.7(2); R.1111/09, Annex III - EL, IT, LV, RO, SI	-	-	-	-	-	-	-	-	-	-	-	-	-	-	-	-	-	-	-	-	-	-	-	-	-	-	-	-	-	-	-	-	-

ANNEX 33
 EXPENDITURE CHARGED AGAINST THE 2013 BUDGET
 DETAILS by SUB-ITEM and by MEMBER STATE

Budget Line	Fund Source	Item	BE	BG	CZ	DK	DE	EE	IE	EL	ES	FR	HR	IT	CY	LV	LT	LU	HU	MT	NL	AT	PL	PT	RO	SI	SK	FI	SE	UK	CE	TOTAL				
05 02 04 01 3100 328		Intra-Community transport costs - white sugar - programme 2010 - R.1234/07, Art.27; R.3149/92, Art.7(2); R.1111/09, Annex III - BE, BG, ES, FR, LT, HU, PL, PT, RO, SI	-	-	-	-	-	-	-	-	-	-	-	-	-	-	-	-	-	-	-	-	-	-	-	-	-	-	-	-	-	-	-			
05 02 04 01 3100 329		Products purchased on the market - value of product - cereals - programme 2010 - R.1234/07, Art.27 - R.3149/92, Art.5(1); R.1111/09, Annex II - BE, BG, CZ, EE, EL, ES, FR, IT, LV, LT, HU, MT, PL, PT, RO, SI, FI	-	-	-	-	-	-	-	-	-	-	-	-	-	-	-	-	-	-	-	-	-	-	-	-	-	-	-	-	-	-	-	-		
05 02 04 01 3100 330		Products purchased on the market - value of product - skimmed-milk powder - programme 2010 - R.1234/07, Art.27 - R.3149/92, Art.5(1); R.1111/09, Annex II(b) - LU	-	-	-	-	-	-	-	-	-	-	-	-	-	-	-	-	-	-	-	-	-	-	-	-	-	-	-	-	-	-	-	-		
05 02 04 01 3100 333		Products purchased on the market - cereals - transport costs within M.S. 2010 - R.1234/07, Art.27 - R.3149/92, Art.4(3)&6(1); R.1111/09, Annex II - BE, BG, CZ, EE, EL, ES, FR, IT, LV, LT, HU, MT, PL, PT, RO, SI, FI	-	-	-	-	-	-	-	-	-	-	-	-	-	-	-	-	-	-	-	-	-	-	-	-	-	-	-	-	-	-	-	-		
05 02 04 01 3100 334		Products purchased on the market - skimmed-milk powder - transport costs within M.S. 2010 - R.1234/07, Art.27 - R.3149/92, Art.4(3)&6(1); R.1111/09, Annex II(b) - LU	-	-	-	-	-	-	-	-	-	-	-	-	-	-	-	-	-	-	-	-	-	-	-	-	-	-	-	-	-	-	-	-		
05 02 04 01 3100 343 C1		Administrative costs - programme 2010 - R.3149/92, Art.6(3); R.1111/09, Annex II(a) - BE, BG, CZ, EE, IE, EL, ES, FR, IT, LV, LT, LU, HU, MT, PL, PT, RO, SI, FI	-	-	-	-	-	-	-	-	-	-	-	-	-	-	-	-	0.0	-	-	-	-	-	-	-	-	-	-	-	-	-	-	0.000		
05 02 04 01 3100 345		Barley - value of product - programme 2011 - R.1234/07, Art.27; R.807/10, Art.5(1); R.945/10, Annex II(b) - FR	-	-	-	-	-	-	-	-	-	-	-	-	-	-	-	-	-	-	-	-	-	-	-	-	-	-	-	-	-	-	-	-		
05 02 04 01 3100 347		Butter - value of product - programme 2011 - R.1234/07, Art.27; R.807/10, Art.5(1); R.945/10, Annex II(b); R.1260/11 - EL	-	-	-	-	-	-	-	-	-	-	-	-	-	-	-	-	-	-	-	-	-	-	-	-	-	-	-	-	-	-	-	-	-	
05 02 04 01 3100 348		Skimmed-milk powder - value of product - programme 2011 - R.1234/07, Art.27; R.807/10, Art.5(1); R.945/10, Annex II(b) - FR	-	-	-	-	-	-	-	-	-	-	-	-	-	-	-	-	-	-	-	-	-	-	-	-	-	-	-	-	-	-	-	-	-	
05 02 04 01 3100 350		Bread-making wheat - transport costs within M.S. - programme 2011 - R.1234/07, Art.27; R.807/10, Art.4(6)&7(1); R.945/10, Annex II(a)&7(1); R.945/10, Annex II(b) - BG, CZ, EL, LT, HU, PL, RO, SK	-	-	-	-	-	-	-	-	-	-	-	-	-	-	-	-	-	-	-	-	-	-	-	-	-	-	-	-	-	-	-	-	-	
05 02 04 01 3100 351 C1		Barley - transport costs within M.S. - programme 2011 - R.1234/07, Art.27; R.807/10, Art.4(6)&7(1); R.945/10, Annex II(a) - BE, BG, CZ, EE, IE, EL, ES, FR, IT, LV, LT, HU, MT, PL, PT, RO, SI, SK, FI	-	-	-	-	-	-	-	-	-	-	-	-	-	-	-	-	-	-	-	-	-	-	-	-	-	-	-	-	-	-	-	-	-	
05 02 04 01 3100 352		Maize - transport costs within M.S. - programme 2011 - R.1234/07, Art.27; R.807/10, Art.4(6)&7(1); R.945/10, Annex II(b) - HU, RO	-	-	-	-	-	-	-	-	-	-	-	-	-	-	-	-	-	-	-	-	-	-	-	-	-	-	-	-	-	-	-	-	-	
05 02 04 01 3100 353		Butter - transport costs within M.S. - programme 2011 - R.1234/07, Art.27; R.807/10, Art.4(6)&7(1); R.945/10, Annex II(a) - IE, EL, PT	-	-	-	-	-	-	-	-	-	-	-	-	-	-	-	-	-	-	-	-	-	-	-	-	-	-	-	-	-	-	-	-	-	
05 02 04 01 3100 354 C1		Skimmed-milk powder - transport costs within M.S. - programme 2011 - R.1234/07, Art.27; R.807/10, Art.4(6)&7(1); R.945/10, Annex II(a)&7(1); R.945/10, Annex II(b) - BE, ES, FR, IT, LV, LT, PL, PT, RO, SI, FI	-	-	-	-	-	-	-	-	-	-	-	-	-	-	-	-	-	-	-	-	-	-	-	-	-	-	-	-	-	-	-	-	-	
05 02 04 01 3100 355		White sugar - transport costs within M.S. - programme 2011 - R.1234/07, Art.27; R.807/10, Art.4(6)&7(1); R.945/10, Annex II(b) - CZ	-	-	-	-	-	-	-	-	-	-	-	-	-	-	-	-	-	-	-	-	-	-	-	-	-	-	-	-	-	-	-	-	-	-
05 02 04 01 3100 356		Intra-Community transport costs - programme 2011 - bread-making wheat - R.1234/07, Art.27; R.807/10, Art.8(2); R.945/10, Annex III(a) - BG, EL, RO	-	-	-	-	-	-	-	-	-	-	-	-	-	-	-	-	-	-	-	-	-	-	-	-	-	-	-	-	-	-	-	-	-	-
05 02 04 01 3100 357		Intra-Community transport costs - programme 2011 - barley - R.1234/07, Art.27; R.807/10, Art.8(2); R.945/10, Annex III(a) - BE, BG, IE, EL, IT, LV, MT, PL, PT, RO, SI	-	-	-	-	-	-	-	-	-	-	-	-	-	-	-	-	-	-	-	-	-	-	-	-	-	-	-	-	-	-	-	-	-	-
05 02 04 01 3100 358		Intra-Community transport costs - programme 2011 - maize - R.1234/07, Art.27; R.807/10, Art.8(2); R.945/10, Annex III(a) - RO	-	-	-	-	-	-	-	-	-	-	-	-	-	-	-	-	-	-	-	-	-	-	-	-	-	-	-	-	-	-	-	-	-	-

ANNEX 33
 EXPENDITURE CHARGED AGAINST THE 2013 BUDGET
 DETAILS by SUB-ITEM and by MEMBER STATE

Budget Line	Fund Source	Item	BE	BG	CZ	DK	DE	EE	IE	EL	ES	FR	HR	IT	CY	LV	LT	LU	HU	MT	NL	AT	PL	PT	RO	SI	SK	FI	SE	UK	CE	TOTAL		
05 02 04 01 3100 359		Intra-Community transport costs - programme 2011 - butter - R.1234/07, Art.27; R.807/10, Art.8(2); R.945/10, Annex III(c) - IE, EL, PT	-	-	-	-	-	-	-	-	-	-	-	-	-	-	-	-	-	-	-	-	-	-	-	-	-	-	-	-	-	-	-	
05 02 04 01 3100 360	C1	Intra-Community transport costs - programme 2011 - skimmed-milk powder - R.1234/07, Art.27; R.807/10, Art.8(2); R.945/10, Annex III(b) - ES, IT, LV, PL, PT, RO, SI	-	-	-	-	-	-	-0.0	-	-	-	-	-	-	-	-	-	-	-	-	-	-	-	-	-	-	-	-	-	-	-	-0.000	
05 02 04 01 3100 361		Products purchased on the market - value of product - butter - programme 2011 - R.1234/07, Art.27; R.807/10, Art.5(1); R.945/10, Annex I(b) and II - IE, EL, PT	-	-	-	-	-	-	-	-	-	-	-	-	-	-	-	-	-	-	-	-	-	-	-	-	-	-	-	-	-	-	-	
05 02 04 01 3100 362		Products purchased on the market - value of product - skimmed-milk powder - programme 2011 - R.1234/07, Art.27; R.807/10, Annex I(b) - LU	-	-	-	-	-	-	-	-	-	-	-	-	-	-	-	-	-	-	-	-	-	-	-	-	-	-	-	-	-	-	-	-
05 02 04 01 3100 363		Products purchased on the market - skimmed-milk powder - transport costs within M.S. 2011 - Annex I(b) - LU	-	-	-	-	-	-	-	-	-	-	-	-	-	-	-	-	-	-	-	-	-	-	-	-	-	-	-	-	-	-	-	-
05 02 04 01 3100 364		Products purchased on the market - butter - transport costs within M.S. 2011 - R.1234/07, Art.27; R.807/10, Art.4(6)&(7); R.945/10, Annex I(c) and II - IE, EL, PT	-	-	-	-	-	-	-	-	-	-	-	-	-	-	-	-	-	-	-	-	-	-	-	-	-	-	-	-	-	-	-	-
05 02 04 01 3100 365	C1	Administrative costs - programme 2011 - R.807/10, Art.7(2); R.945/10, Annex I(a) - BE, BG, CZ, EE, IE, EL, ES, FR, IT, LV, LT, LU, HU, MT, PL, PT, RO, SI, SK, FI	-	-	-	-	-	-	-	-	-	-	-	-	0.0	-	-	-	-	-	-	-	-	-	-	-	-	-	-	-	-	-	-	0.001
05 02 04 01 3100 373	C1	Products purchased on the market - transport costs within M.S. 2012 - R.1234/07, Art.27; R.807/10, Art.4(6)&(7); R.562/11; R.208/12, Annex I(c) - BG	-0.1	-	-	-	-	-	-	-	-	-	-	-	-	-	-	-	-	-	-	-	-	-	-	-	-	-	-	-	-	-	-0.114	
05 02 04 01 3100 374	C1	Administrative costs - programme 2012 - R.807/10, Art.7(2); R.562/11; R.208/12, Annex I(a) - LV	-	-	-	-	-	-	-0.0	-	-	-	-	-	-	-	-	-	-	-	-	-	-	-	-	-	-	-	-	-	-	-	-0.000	
05 02 04 01 3100 375	C1	Storage costs - programme 2012 - R.1234/07, Art.27(7)(b)(ii); R.121/12; R.208/12, Annex I(a) - LV	-	-	-	-	-	-	-0.0	-	-	-	-	-	-	-	-	-	-	-	-	-	-	-	-	-	-	-	-	-	-	-	-0.023	
05 02 04 01 3100 376	C1	Barley - value of product - programme 2013 - R.1234/07, Art.27; R.807/10, Art.5(1); R.1020/12, Annex I(b) - LT	-	-	-	-	-	-	-	-	-	-	-	-	-	-	-	-	-	-	-	-	-	-	-	-	-	-	-	-	-	-	0.888	
05 02 04 01 3100 377		Barley - transport costs within M.S. - programme 2013 - R.1234/07, Art.27; R.807/10, Art.4(6)&(7)(1); R.1020/12, Annex I(b) - LT	-	-	-	-	-	-	-	-	-	-	-	-	-	-	-	-	-	-	-	-	-	-	-	-	-	-	-	-	-	-	-	
05 02 04 01 3100 378	C1	Intra-Community transport costs - programme 2013 - barley - R.1234/07, Art.27; R.807/10, Art.8(2); R.1020/12, Annex I(d) & II - LT	-	-	-	-	-	-	-	-	-	-	-	-	-	-	-	-	-	-	-	-	-	-	-	-	-	-	-	-	-	-	0.295	
05 02 04 01 3100 379	C1	Products purchased on the market - value of product - programme 2013 - R.1234/07, Art.27; R.807/10, Art.2(3)(a)(iii)(v); R.1020/12, Annex I(c) - BE, BG, CZ, EE, IE, EL, ES, FR, IT, LV, LT, LU, HU, MT, PL, PT, RO, SI, FI	11.4	17.6	0.2	-	2.3	2.6	16.1	83.0	67.0	91.8	-	91.8	4.9	6.2	0.2	13.2	0.5	-	-	-	75.4	18.7	53.0	2.5	3.4	-	-	-	-	-	469.852	
05 02 04 01 3100 380	C1	Products purchased on the market - transport costs within M.S. - programme 2013 - R.1234/07, Art.27; R.807/10, Art.4(6)&(7)(1); R.1020/12, Annex I(c) - BE, BG, CZ, EE, IE, EL, ES, FR, IT, LV, LT, LU, HU, MT, PL, PT, RO, SI, FI	0.5	0.4	0.0	-	-	0.0	-	0.8	1.0	3.0	3.6	-	0.0	0.3	-	0.5	0.0	-	-	-	-	-	0.2	2.4	0.1	-	0.1	-	-	-	12.861	
05 02 04 01 3100 381	C1	Administrative costs - programme 2013 - R.807/10, Art.7(2); R.1020/12, Annex I(a) - BE, BG, CZ, EE, IE, EL, ES, FR, IT, LV, LT, LU, HU, MT, PL, PT, RO, SI, FI	0.1	0.2	0.0	-	-	-	-	0.8	0.7	-	0.9	-	0.9	0.0	0.1	-	0.1	0.0	-	-	-	0.8	0.2	-	-	-	-	-	-	-	-	3.822
05 02 04 01 3100 382	C1	Storage costs - programme 2013 - R.1234/07, Art.27(7)(b)(iii); R.121/12; R.1020/12, Annex I(a) - BE, BG, CZ, EE, IE, EL, ES, FR, IT, LV, LT, LU, HU, MT, PL, PT, RO, SI, FI	0.0	0.5	-	-	-	-	0.0	-	0.8	0.7	0.9	-	0.9	0.0	0.1	-	0.1	0.0	-	-	0.8	-	-	-	-	-	-	-	-	-	3.953	
05 02 04 01 3100 383		Programmes for deprived persons	12.0	18.6	0.2	-	-	2.3	2.6	16.9	85.6	71.3	-	97.2	5.0	7.8	0.2	13.9	0.5	-	-	-	76.9	19.0	55.4	2.6	3.5	-	-	-	-	-	491.528	
05 02 04 99 0000 006		Others	-	-	-	-	-	-	-	-	-	-	-	-	-	-	-	-	-	-	-	-	-	-	-	-	-	-	-	-	-	-	-	
05 02 04 99 3110 002	C1	Refunds - food aid - common wheat - R.1252/96	-	-	-	-	-	-	-	-	-	-	-	-	-	-	-	-	-	-	-	-	-	-	-	-	-	-	-	-	-	-	-	0.001
05 02 04 99 3110 003		Refunds - food aid - other cereals - R.1252/96	-	-	-	-	-	-	-	-	-	-	-	-	-	-	-	-	-	-	-	-	-	-	-	-	-	-	-	-	-	-	-	-

ANNEX 33
 EXPENDITURE CHARGED AGAINST THE 2013 BUDGET
 DETAILS by SUB-ITEM and by MEMBER STATE

Budget Line	Fund source	Item	In EUR million																																
			BE	BG	CZ	DK	DE	EE	IE	EL	ES	FR	HR	IT	CY	LV	LT	LU	HU	MT	NL	AT	PL	PT	RO	SI	SK	FI	SE	UK	CE	TOTAL			
05 02 04 99 3112 001		Refunds - food aid - sugar - R.1292/96	-	-	-	-	-	-	-	-	-	-	-	-	-	-	-	-	-	-	-	-	-	-	-	-	-	-	-	-	-	-	-	-	
05 02 04 99 3113 001		Refunds - food aid - skimmed-milk powder - R.1292/96	-	-	-	-	-	-	-	-	-	-	-	-	-	-	-	-	-	-	-	-	-	-	-	-	-	-	-	-	-	-	-		
05 02 04 99 3113 002		Refunds - food aid - whole-milk powder - R.1292/96	-	-	-	-	-	-	-	-	-	-	-	-	-	-	-	-	-	-	-	-	-	-	-	-	-	-	-	-	-	-	-		
05 02 04 99 3113 003		Refunds - food aid - butter oil - R.1292/96	-	-	-	-	-	-	-	-	-	-	-	-	-	-	-	-	-	-	-	-	-	-	-	-	-	-	-	-	-	-	-		
05 02 04 99 3119 001		Refunds - food aid - other products - R.1292/96	-	-	-	-	-	-	-	-	-	-	-	-	-	-	-	-	-	-	-	-	-	-	-	-	-	-	-	-	-	-	-		
05 02 04 99 C1		Other measures (food programmes)	-	-	-	-	-	-	-	-	-	-	-	-	-	-	-	-	-	-	-	-	-	-	-	-	-	-	-	-	-	-	-		
05 02 04 C1		Food programmes	12.0	18.6	0.2	-	-	-	2.3	2.6	16.9	85.6	71.3	-	-	-	-	-	-	-	-	-	76.9	19.0	55.4	2.6	3.5	-	-	-	-	0.001			
05 02 05 01 1100 012 C1		Refunds - sugar and isoglucose - 07/08 and earlier - R.1260/01, Art.27; R.318/06, Art.32 & 33	-	-	-	-	-	-	-	-	-	-	-	-	-	-	-	-	-	-	-	0.0	-	-	-	-	-	-	-	-	-	-	0.045		
05 02 05 01 1100 012 NA		Refunds - sugar and isoglucose - 07/08 and earlier - R.1260/01, Art.27; R.318/06, Art.32 & 33	-	-	-	-	-	-	-	-	-	-	-	-	-	-	-	-	-	-	-	-	-	-	-	-	-	-	-	-	-	-	-		
05 02 05 01 1100 012		Refunds - sugar and isoglucose - 07/08 and earlier - R.1260/01, Art.27; R.318/06, Art.32 & 33	-	-	-	-	-	-	-	-	-	-	-	-	-	-	-	-	-	-	-	0.0	-	-	-	-	-	-	-	-	-	-	0.045		
05 02 05 01 C1		Export refunds for sugar and isoglucose	-	-	-	-	-	-	-	-	-	-	-	-	-	-	-	-	-	-	0.0	-	-	-	-	-	-	-	-	-	-	-	0.045		
05 02 05 01 NA		Export refunds for sugar and isoglucose	-	-	-	-	-	-	-	-	-	-	-	-	-	-	-	-	-	-	-	-	-	-	-	-	-	-	-	-	-	-	-		
05 02 05 01 C1		Export refunds for sugar and isoglucose	-	-	-	-	-	-	-	-	-	-	-	-	-	-	-	-	-	-	0.0	-	-	-	-	-	-	-	-	-	-	-	-	0.045	
05 02 05 03 1112 013 C1		Production refunds on sugar used in the chemical industry - R.1260/01, Art.7(3) - marketing year 05/06 and earlier	-	-	-	-	-	-	-	-	-	-	-	-	-	-	-	-	-	-	-	-	-	-	-	-	-	-	-	-	-	-	-	-0.009	
05 02 05 03 C1		Production refunds for sugar used in the chemical industry	-	-	-	-	-	-	-	-	-	-	-	-	-	-	-	-	-	-	-	-	-	-	-	-	-	-	-	-	-	-	-	-0.009	
05 02 05 08 0000 012		Private storage - white sugar - R.1234/07, Art.31(1)(a)	-	-	-	-	-	-	-	-	-	-	-	-	-	-	-	-	-	-	-	-	-	-	-	-	-	-	-	-	-	-	-	-	
05 02 05 08		Storage measures for sugar	-	-	-	-	-	-	-	-	-	-	-	-	-	-	-	-	-	-	-	-	-	-	-	-	-	-	-	-	-	-	-	-	
05 02 05 99 0000 006 C1		Others - R.318/06; R.1234/07	-	-	-	-	-	-	-	-	-	-	-	-	-	-	-	-	-	-	-	-	-	-	-	-	-	-	-	-	-	-	-	-	
05 02 05 99 0000 031		Aid for diversification - payments 09/2012 - R.320/06, Art.6 - BE	-	-	-	-	-	-	-	-	-	-	-	-	-	-	-	-	-	-	-	-	-	-	-	-	-	-	-	-	-	-	-	-	-0.183
05 02 05 99 1113 001		Aid for French overseas departments raw sugar - R.1260/01, Art.7(4)	-	-	-	-	-	-	-	-	-	-	-	-	-	-	-	-	-	-	-	-	-	-	-	-	-	-	-	-	-	-	-	-	
05 02 05 99 1119 012		Adjustment aid - refining raw sugar - R.1260/01, Art.38	-	-	-	-	-	-	-	-	-	-	-	-	-	-	-	-	-	-	-	-	-	-	-	-	-	-	-	-	-	-	-	-	
05 02 06 99 C1		Other measures (sugar)	-	-	-	-	-	-	-	-	-	-	-	-	-	-	-	-	-	-	-	-	-	-	-	-	-	-	-	-	-	-	-	-	
05 02 06 C1		Sugar	-	-	-	-	-	-	-	-	-	-	-	-	-	-	-	-	-	-	-	-	-	-	-	-	-	-	-	-	-	-	-	-	
05 02 06 NA		Sugar	-	-	-	-	-	-	-	-	-	-	-	-	-	-	-	-	-	-	-	-	-	-	-	-	-	-	-	-	-	-	-	-	
05 02 06 03 0000 001 C1		Private storage - R.1234/07, Art.31(1)(b); R.1023/11 - ES, PT	-	-	-	-	-	-	-	-	-	-	-	-	-	-	-	-	-	-	-	-	-	-	-	-	-	-	-	-	-	-	-	-	-
05 02 06 03 0000 002 C1		Private storage - R.1234/07, Art.31(1)(b); R.111/12 - ES, PT	-	-	-	-	-	-	-	-	-	-	-	-	-	-	-	-	-	-	-	-	-	-	-	-	-	-	-	-	-	-	-	-	-
05 02 06 03 0000 003 C1		Private storage - R.1234/07, Art.31(1)(b); R.430/12 - ES, PT	-	-	-	-	-	-	-	-	-	-	-	-	-	-	-	-	-	-	-	-	-	-	-	-	-	-	-	-	-	-	-	-	-
05 02 06 03 0000 003 NA		Private storage - R.1234/07, Art.31(1)(b); R.430/12 - ES, PT	-	-	-	-	-	-	-	-	-	-	-	-	-	-	-	-	-	-	-	-	-	-	-	-	-	-	-	-	-	-	-	-	-
05 02 06 03 0000 003		Private storage - R.1234/07, Art.31(1)(b); R.430/12 - ES, PT	-	-	-	-	-	-	-	-	-	-	-	-	-	-	-	-	-	-	-	-	-	-	-	-	-	-	-	-	-	-	-	-	-
05 02 06 03 1239 001		Private storage - R.1234/07, Art.31(1)(b); R.542/09	-	-	-	-	-	-	-	-	-	-	-	-	-	-	-	-	-	-	-	-	-	-	-	-	-	-	-	-	-	-	-	-	-
05 02 06 03 C1		Storage measures for olive oil	-	-	-	-	-	-	-	-	-	-	-	-	-	-	-	-	-	-	-	-	-	-	-	-	-	-	-	-	-	-	-	-	
05 02 06 03 NA		Storage measures for olive oil	-	-	-	-	-	-	-	-	-	-	-	-	-	-	-	-	-	-	-	-	-	-	-	-	-	-	-	-	-	-	-	-	
05 02 06 03 C1		Storage measures for olive oil	-	-	-	-	-	-	-	-	-	-	-	-	-	-	-	-	-	-	-	-	-	-	-	-	-	-	-	-	-	-	-	-	
05 02 06 05 1211 009 C1		Oil quality improvement - R.136/66, Art.5 - production cycle 05/06 and earlier	-	-	-	-	-	-	-	-	-	-	-	-	-	-	-	-	-	-	-	-	-	-	-	-	-	-	-	-	-	-	-	-	
05 02 06 05 1211 022 C1		Work programmes of operators organisations - tranche 10/11 - and earlier - R.1234/07, Art.103; R.1782/03, Art.1104	-	-	-	-	-	-	-	-	-	-	-	-	-	-	-	-	-	-	-	-	-	-	-	-	-	-	-	-	-	-	-	-	-
05 02 06 05 1211 025		Work programmes of operators organisations - tranche 11/12 - balance - R.1234/07, Art.103; R.1782/03, Art.1104 - EL, FR, IT	-	-	-	-	-	-	-	-	-	-	-	-	-	-	-	-	-	-	-	-	-	-	-	-	-	-	-	-	-	-	-	-	-
05 02 06 05 1211 027 C1		Work programmes of operators organisations - tranche 12/13 - advance - 2. instalment - R.1234/07, Art.103; R.1782/03, Art.1104 - EL, FR, IT	-	-	-	-	-	-	-	-	-	-	-	-	-	-	-	-	-	-	-	-	-	-	-	-	-	-	-	-	-	-	-	-	-
05 02 06 05 1211 028 C1		Work programmes of operators organisations - tranche 12/13 - balance - R.1234/07, Art.103; R.1782/03, Art.1104 - EL, FR, IT	-	-	-	-	-	-	-	-	-	-	-	-	-	-	-	-	-	-	-	-	-	-	-	-	-	-	-	-	-	-	-	-	-

ANNEX 33
 EXPENDITURE CHARGED AGAINST THE 2013 BUDGET
 DETAILS by SUB-ITEM and by MEMBER STATE

Budget Line	Fund source	Item	BE	BG	CZ	DK	DE	EE	IE	EL	ES	FR	HR	IT	CY	LV	LT	LU	HU	MT	NL	AT	PL	PT	RO	SI	SK	FI	SE	UK	CE	TOTAL	
05 02 06 05 1211 029	C1	Work programmes of operators organisations - tranche 13/14 - advance - 1. instalment - R.1234/07, Art.103; R.1782/03, Art.1104 - EL, FR, IT	-	-	-	-	-	-	2.8	-	0.3	-	16.1	-	-	-	-	-	-	-	-	-	-	-	-	-	-	-	-	-	-	19,158	
05 02 06 05 1211 030	C1	Work programmes of operators organisations - tranche 13/14 - advance - 2. instalment - R.1234/07, Art.103; R.1782/03, Art.1104 - EL, FR, IT	-	-	-	-	-	-	-	-	-	0.1	-	-	-	-	-	-	-	-	-	-	-	-	-	-	-	-	-	-	-	0,068	
05 02 06 05 1211 031	C1	Work programmes of operators organisations - tranche 13/14 - balance - R.1234/07, Art.103; R.1782/03, Art.1104 - EL, FR, IT	-	-	-	-	-	-	-	-	-	-	-	-	-	-	-	-	-	-	-	-	-	-	-	-	-	-	-	-	-	-	
05 02 06 05	C1	Quality improvement measures	-	-	-	-	-	-	8.3	0.0	0.6	-	34.3	-	-	-	-	-	-	-	-	-	-	-	-	-	-	-	-	-	-	43,169	
05 02 06 99 0000 001	C1	Others - consumption aid - R.136/66, Art.11(1)	-	-	-	-	-	-	-	-	-	-	0.2	-	-	-	-	-	-	-	-	-	-	-	-	-	-	-	-	-	-	0,199	
05 02 06 99 0000 001	NA	Others - consumption aid - R.136/66, Art.11(1)	-	-	-	-	-	-	-	-	-	-	-	-	-	-	-	-	-	-	-	-	-	-	-	-	-	-	-	-	-	0,199	
05 02 06 99 0000 001	C1	Others - public storage - R.136/66, Art.12 & 13	-	-	-	-	-	-	-	-	-	-	0.2	-	-	-	-	-	-	-	-	-	-	-	-	-	-	-	-	-	-	-	
05 02 06 99 0000 002	C1	Export refunds - olive oil - R.136/66, Art.20 - marketing year 01/02 and earlier	-	-	-	-	-	-	-	-	-	-	-	-	-	-	-	-	-	-	-	-	-	-	-	-	-	-	-	-	-	-	
05 02 06 99 1210 010	C1	Production refunds - olive oil - R.136/66, Art.20(a) - marketing year 04/05 and earlier	-	-	-	-	-	-	-	-	-	-	0.4	-	-	-	-	-	-	-	-	-	-	-	-	-	-	-	-	-	-	0,366	
05 02 06 99 1240 001	NA	Production refunds - olive oil - R.136/66, Art.20(a) - marketing year 04/05 and earlier	-	-	-	-	-	-	-	-	-	-	-	-	-	-	-	-	-	-	-	-	-	-	-	-	-	-	-	-	-	-	
05 02 06 99 1240 001	NA	Production refunds - olive oil - R.136/66, Art.20(a) - marketing year 04/05 and earlier	-	-	-	-	-	-	-	-	-	-	0.4	-	-	-	-	-	-	-	-	-	-	-	-	-	-	-	-	-	-	0,366	
05 02 06 99	C1	Other measures (olive oil)	-	-	-	-	-	-	-	-	-	-	0.6	-	-	-	-	-	-	-	-	-	-	-	-	-	-	-	-	-	-	0,565	
05 02 06 99	NA	Other measures (olive oil)	-	-	-	-	-	-	-	-	-	-	-	-	-	-	-	-	-	-	-	-	-	-	-	-	-	-	-	-	-	0,565	
05 02 06 99	C1	Other measures (olive oil)	-	-	-	-	-	-	8.3	17.2	0.6	-	34.8	-	-	-	-	-	-	-	-	-	-	-	-	-	-	-	-	-	-	60,939	
05 02 06	NA	Olive oil	-	-	-	-	-	-	-	-	-	-	-	-	-	-	-	-	-	-	-	-	-	-	-	-	-	-	-	-	-	-	
05 02 06	NA	Olive oil	-	-	-	-	-	-	-	-	-	-	-	-	-	-	-	-	-	-	-	-	-	-	-	-	-	-	-	-	-	-	
05 02 07 01 1401 009	C1	Processing aid - long flax fibres - R.1234/07, Art.9(1) - marketing year 09/10 and earlier	-	-	-	-	-	-	-	-	-	-	-	-	-	-	-	-	-	-	-	-	-	-	-	-	-	-	-	-	-	-	60,939
05 02 07 01 1401 010	C1	Processing aid - long flax fibres - R.1234/07, Art.9(1) - marketing year 10/11	-	-	-	-	-	-	-	-	-	-	-	-	-	-	-	-	-	-	-	-	-	-	-	-	-	-	-	-	-	0,004	
05 02 07 01 1401 011	C1	Processing aid - long flax fibres - R.1234/07, Art.9(1) - marketing year 11/12	-	-	-	-	-	-	-	-	-	3.5	-	-	-	-	-	-	-	-	-	-	0.0	-	-	-	-	-	-	-	-	0,023	
05 02 07 01 1401 028	C1	Processing aid - long flax fibre - supplementary aid - R.1234/07, Art.9(1) - marketing year 08/09 and earlier	-	-	-	-	-	-	-	-	-	-	-	-	-	-	-	-	-	-	-	-	-	-	-	-	-	-	-	-	-	4,716	
05 02 07 01 1403 009	C1	Processing aid - short flax fibres - R.1234/07, Art.9(1) - marketing year 09/10 and earlier	-	-	-	-	-	-	-	-	-	-	-	-	-	-	-	-	-	-	-	-	-	-	-	-	-	-	-	-	-	-	
05 02 07 01 1403 010	C1	Processing aid - short flax fibres - R.1234/07, Art.9(1) - marketing year 10/11	-	-	-	-	-	-	-	-	-	-	-	-	-	-	-	-	-	-	-	-	-	-	-	-	-	-	-	-	-	0,014	
05 02 07 01 1403 011	C1	Processing aid - short flax fibres - R.1234/07, Art.9(1) - marketing year 11/12	-	-	-	-	-	-	-	-	-	1.1	-	-	-	-	-	-	-	-	-	-	-	-	-	-	-	-	-	-	-	1,586	
05 02 07 01 1403 029	C1	Processing aid - hemp fibres - R.1234/07, Art.9(1) - marketing year 09/10 and earlier	-	-	-	-	-	-	-	-	-	-	-	-	-	-	-	-	-	-	-	-	-	-	-	-	-	-	-	-	-	-	
05 02 07 01 1403 030	C1	Processing aid - hemp fibres - R.1234/07, Art.9(1) - marketing year 10/11	-	-	-	-	-	-	-	-	-	-	-	-	-	-	-	-	-	-	-	-	-	-	-	-	-	-	-	-	-	-	
05 02 07 01 1403 031	C1	Processing aid - hemp fibres - R.1234/07, Art.9(1) - marketing year 11/12	-	-	-	-	-	-	-	-	-	0.5	-	-	-	-	-	-	-	-	-	-	0.0	0.0	-	-	-	-	-	-	-	-	0,694
05 02 07 01 1409 001	C1	Other interventions - R.1308/70, Art.4&5	-	-	-	-	-	-	-	-	-	-	-	-	-	-	-	-	-	-	-	-	-	-	-	-	-	-	-	-	-	-	
05 02 07 01	C1	Aid for fibre flax and hemp	-	-	-	-	-	-	-	-	-	5.2	-	-	-	-	-	-	-	-	-	-	0.0	0.0	-	-	-	-	-	-	-	7,038	
05 02 07 03 0000 001	C1	Cotton - national restructuring programmes - R.637/08, Art.2 - programme 2009 - 2013/2017 - EL, ES	-	-	-	-	-	-	4.0	6.1	-	-	-	-	-	-	-	-	-	-	-	-	-	-	-	-	-	-	-	-	-	10,103	
05 02 07 03 0000 001	NA	Cotton - national restructuring programmes - R.637/08, Art.2 - programme 2009 - 2013/2017 - EL, ES	-	-	-	-	-	-	-	-	-	-	-	-	-	-	-	-	-	-	-	-	-	-	-	-	-	-	-	-	-	-	
05 02 07 03 0000 001	C1	Cotton - national restructuring programmes - R.637/08, Art.2 - programme 2009 - 2013/2017 - EL, ES	-	-	-	-	-	-	4.0	6.1	-	-	-	-	-	-	-	-	-	-	-	-	-	-	-	-	-	-	-	-	-	-	10,103
05 02 07 03	NA	Cotton - national restructuring programmes	-	-	-	-	-	-	4.0	6.1	-	-	-	-	-	-	-	-	-	-	-	-	-	-	-	-	-	-	-	-	-	-	10,103
05 02 07 03	NA	Cotton - national restructuring programmes	-	-	-	-	-	-	4.0	6.1	-	-	-	-	-	-	-	-	-	-	-	-	-	-	-	-	-	-	-	-	-	-	10,103
05 02 07 99 1410 019	C1	Aid - cotton - R.1050/01; R.1051/01 - marketing year 05/06 and earlier	-	-	-	-	-	-	-	-	-	-	-	-	-	-	-	-	-	-	-	-	-	-	-	-	-	-	-	-	-	-	-
05 02 07 99	C1	Other measures (textile plants)	-	-	-	-	-	-	-	-	-	5.2	-	-	-	-	-	-	-	-	-	-	0.0	0.0	-	-	-	-	-	-	-	-	
05 02 07	C1	Textile plants	-	-	-	-	-	-	4.0	6.1	-	5.2	-	-	-	-	-	-	-	-	-	0.0	0.0	-	-	-	-	-	-	-	-	-	17,140

ANNEX 33
 EXPENDITURE CHARGED AGAINST THE 2013 BUDGET
 DETAILS by SUB-ITEM and by MEMBER STATE

Budget Line	Fund Source	Item	BE	BG	CZ	DK	DE	EE	IE	EL	ES	FR	HR	IT	CY	LV	LT	LU	HU	MT	NL	AT	PL	PT	RO	SI	SK	FI	SE	UK	CE	TOTAL			
05 02 07	NA	Textile plants	-	-	-	-	-	-	-	-	-	-	-	-	-	-	-	-	-	-	-	-	-	-	-	-	-	-	-	-	-	-			
05 02 07	NA	Textile plants	-	-	-	-	-	-	-	-	-	-	-	-	-	-	-	-	-	-	-	-	-	-	-	-	-	-	-	-	-	-	-		
05 02 08 01 1500 001 C1	C1	Export refunds - fresh fruits & vegetables - R.2200/96, Art.35 - marketing year 07/08 and earlier	1.5	-	-	-	0.0	-	4.0	6.1	5.2	-	-	0.0	-	-	0.0	-	-	-	0.1	0.0	0.0	-	-	-	-	-	-	0.1	-	-	17.140		
05 02 08 01 1500 001 NA	NA	Export refunds - fresh fruits & vegetables - R.2200/96, Art.35 - marketing year 07/08 and earlier	-	-	-	-	-	-	-	-	-	-	-	-	-	-	-	-	-	-	-	-	-	-	-	-	-	-	-	-	-	-	-	0.010	
05 02 08 01 1500 001		Export refunds - fresh fruits & vegetables - R.2200/96, Art.35 - marketing year 07/08 and earlier	-	-	-	-	-	-	-	-	-	-	-	-	-	-	-	-	-	-	-	-	-	-	-	-	-	-	-	-	-	-	-	-	
05 02 08 01 1500 001 C1	C1	Export refunds - processed fruits and vegetables - R.2201/96, Art.16-17 - marketing year 07/08 and earlier	-	-	-	-	-	-	-	-	-	-	-	1.2	-	-	-	-	-	-	-	-	-	0.0	-	-	-	-	-	-	-	-	-	1.183	
05 02 08 01 1510 001 NA	NA	Export refunds - processed fruits and vegetables - R.2201/96, Art.16-17 - marketing year 07/08 and earlier	-	-	-	-	-	-	-	-	-	-	-	-	-	-	-	-	-	-	-	-	-	-	-	-	-	-	-	-	-	-	-	-	
05 02 08 01 1510 001		Export refunds - processed fruits and vegetables - R.2201/96, Art.16-17 - marketing year 07/08 and earlier	-	-	-	-	-	-	-	-	-	-	-	1.2	-	-	-	-	-	-	-	-	-	0.0	-	-	-	-	-	-	-	-	-	1.183	
05 02 08 01	C1	Export refunds for fruit and vegetables	-	-	-	-	-	-	-	-	-	-	-	1.2	-	-	-	-	-	-	-	-	-	0.0	-	-	-	-	-	-	-	-	-	1.192	
05 02 08 01	NA	Export refunds for fruit and vegetables	-	-	-	-	-	-	-	-	-	-	-	-	-	-	-	-	-	-	-	-	-	-	-	-	-	-	-	-	-	-	-		
05 02 08 01		Export refunds for fruit and vegetables	-	-	-	-	-	-	-	-	-	-	-	1.2	-	-	-	-	-	-	-	-	-	0.0	-	-	-	-	-	-	-	-	-	1.192	
05 02 08 03 0000 027 C1	C1	Operational programmes - advances/partial payments - R.1234/07, Art.103c - R.1580/07, Art.72&73 - 2010 and earlier - BE, BG, CZ, DK, DE, IE, EL, ES, FR, IT, CY, HU, MT, NL, AT, PL, PT, RO, SK, FI, SE, UK	-	-	-	-	-	-	-	-	-	-	-	-	-	-	-	-	-	-	-	-	-	-	-	-	-	-	-	-	-	-	-	-	-0.000
05 02 08 03 0000 027 C5	C5	Operational programmes - advances/partial payments - R.1234/07, Art.103c - R.1580/07, Art.72&73 - 2010 and earlier - BE, BG, CZ, DK, DE, IE, EL, ES, FR, IT, CY, HU, MT, NL, AT, PL, PT, RO, SK, FI, SE, UK	-	-	-	-	-	-	-	-	-	-	-	-	-	-	-	-	-	-	-	-	-	-	-	-	-	-	-	-	-	-	-	-	0.021
05 02 08 03 0000 028 C1	C1	Operational programmes - balance - R.1234/07, Art.103c - 2010 and earlier - BE, BG, CZ, DK, DE, IE, EL, ES, FR, IT, CY, HU, MT, NL, AT, PL, PT, RO, SK, FI, SE, UK	-0.0	-0.0	-0.0	-0.0	-0.0	-0.0	-0.0	0.1	0.2	-0.1	-0.1	-0.1	-0.1	-0.1	-0.1	-0.1	-0.1	0.1	2.0	-0.0	-0.0	-0.0	-0.0	-0.0	-0.0	-0.0	-0.5	-0.5	-0.5	-0.5	-0.5	2.715	
05 02 08 03 0000 028 C5	C5	Operational programmes - balance - R.1234/07, Art.103c - 2010 and earlier - BE, BG, CZ, DK, DE, IE, EL, ES, FR, IT, CY, HU, MT, NL, AT, PL, PT, RO, SK, FI, SE, UK	0.1	-	-	-	-	-	-	-	0.1	-	-	-	-	-	-	-	-	-	-	-	-	0.0	-	-	-	-	-	-	-	-	-	0.188	
05 02 08 03 0000 028 NA	NA	Operational programmes - balance - R.1234/07, Art.103c - 2010 and earlier - BE, BG, CZ, DK, DE, IE, EL, ES, FR, IT, CY, HU, MT, NL, AT, PL, PT, RO, SK, FI, SE, UK	-	-	-	-	-	-	-	-	-	-	-	-	-	-	-	-	-	-	-	-	-	-	-	-	-	-	-	-	-	-	-	-	
05 02 08 03 0000 028		Operational programmes - balance - R.1234/07, Art.103c - 2010 and earlier - BE, BG, CZ, DK, DE, IE, EL, ES, FR, IT, CY, HU, MT, NL, AT, PL, PT, RO, SK, FI, SE, UK	0.1	-0.0	-0.0	-0.0	-0.0	-0.0	-0.0	0.2	0.2	-0.1	-0.1	-0.1	-0.1	-0.1	-0.1	-0.1	-0.1	0.1	2.0	-0.0	-0.0	-0.0	-0.0	-0.0	-0.0	-0.5	-0.5	-0.5	-0.5	-0.5	-0.5	-0.5	2.903
05 02 08 03 0000 030 C1	C1	Transitional provisions - operational programmes - R.1234/07, Art.203a(3)a - 2010 and earlier	-	-	-	-	-	-	-	-	-	-	-	-	-	-	-	-	-	-	-	-	-	-	-	-	-	-	-	-	-	-	-	-	1.050
05 02 08 03 0000 030 C5	C5	Transitional provisions - operational programmes - R.1234/07, Art.203a(3)a - 2010 and earlier	-	-	-	-	-	-	-	-	0.0	-	-	-	-	-	-	-	-	-	-	-	-	-	-	-	-	-	-	-	-	-	-	-	0.005
05 02 08 03 0000 030		Transitional provisions - operational programmes - R.1234/07, Art.203a(3)a - 2010 and earlier	-	-	-	-	-	-	-	-	0.0	-	-	-	-	-	-	-	-	-	-	-	-	-	-	-	-	-	-	-	-	-	-	-	1.055
05 02 08 03 0000 031 C1	C1	Operational programmes - R.1234/07, Art.103c - suspension - R.1580/07, Art.116(2)&(3) - 2010 and earlier - BE, BG, CZ, DK, DE, IE, EL, ES, FR, IT, CY, HU, MT, NL, AT, PL, PT, RO, SK, FI, SE, UK	-	-	-	-	-	-	-	-	-	-	-	-	-	-	-	-	-	-	-	-	-	-	-	-	-	-	-	-	-	-	-	-	0.251
05 02 08 03 0000 031 NA	NA	Operational programmes - R.1234/07, Art.103c - suspension - R.1580/07, Art.116(2)&(3) - 2010 and earlier - BE, BG, CZ, DK, DE, IE, EL, ES, FR, IT, CY, HU, MT, NL, AT, PL, PT, RO, SK, FI, SE, UK	-	-	-	-	-	-	-	-	-	-	-	-	-	-	-	-	-	-	-	-	-	-	-	-	-	-	-	-	-	-	-	-	-

ANNEX 33
 EXPENDITURE CHARGED AGAINST THE 2013 BUDGET
 DETAILS by SUB-ITEM and by MEMBER STATE

Budget Line	Fund source	Item	BE	BG	CZ	DK	DE	EE	IE	EL	ES	FR	HR	IT	CY	LV	LT	LU	HU	MT	NL	AT	PL	PT	RO	SI	SK	FI	SE	UK	CE	TOTAL		
05 02 08 03 0000 038 C4		Operational programmes - balance - R.1234/07, Art.103c - 2012 - BE, CZ, DK, DE, IE, EL, ES, FR, IT, CY, LV, HU, MT, NL, AT, PL, PT, RO, SK, FI, SE, UK	23.0	-	-	-	-	-	-	-	51.0	26.1	-	-	-	-	-	-	-	18.6	-	-	-	-	-	-	-	-	-	-	-	-	118.741	
05 02 08 03 0000 038 C5		Operational programmes - balance - R.1234/07, Art.103c - 2012 - BE, CZ, DK, DE, IE, EL, ES, FR, IT, CY, LV, HU, MT, NL, AT, PL, PT, RO, SK, FI, SE, UK	-	-	-	-	1.8	-	-	-	-	-	-	-	-	-	-	-	-	-	-	-	-	-	-	-	-	-	-	-	-	-	1.830	
05 02 08 03 0000 038 NA		Operational programmes - balance - R.1234/07, Art.103c - 2012 - BE, CZ, DK, DE, IE, EL, ES, FR, IT, CY, LV, HU, MT, NL, AT, PL, PT, RO, SK, FI, SE, UK	-	-	-	-	-	-	-	-	-	-	-	-	-	-	-	-	-	-	-	-	-	-	-	-	-	-	-	-	-	-	-	
05 02 08 03 0000 038		Operational programmes - balance - R.1234/07, Art.103c - 2012 - BE, CZ, DK, DE, IE, EL, ES, FR, IT, CY, LV, HU, MT, NL, AT, PL, PT, RO, SK, FI, SE, UK	23.2	-	1.0	3.1	26.6	-	0.2	9.2	137.3	87.0	-	74.7	0.7	-	-	-	0.9	-	20.8	1.7	0.4	5.8	0.2	-	0.1	1.7	-	11.6	-	-	406.254	
05 02 08 03 0000 039 C1		Transitional provisions - operational programmes - R.1234/07, Art.203a(3)a) - 2012 - BE, CZ, DK, DE, IE, EL, ES, FR, IT, CY, LV, HU, MT, NL, AT, PL, PT, RO, SK, FI, SE, UK	-	-	-	-	-	-	-	-	0.2	0.5	-	-	-	-	-	-	-	-	-	-	-	-	-	-	-	-	-	-	-	-	0.948	
05 02 08 03 0000 039 C5		Transitional provisions - operational programmes - R.1234/07, Art.203a(3)a) - 2012 - BE, CZ, DK, DE, IE, EL, ES, FR, IT, CY, LV, HU, MT, NL, AT, PL, PT, RO, SK, FI, SE, UK	-	-	-	-	-	-	-	-	-	0.0	-	-	-	-	-	-	-	-	-	-	-	-	-	-	-	-	-	-	-	-	0.010	
05 02 08 03 0000 039 NA		Transitional provisions - operational programmes - R.1234/07, Art.203a(3)a) - 2012 - BE, CZ, DK, DE, IE, EL, ES, FR, IT, CY, LV, HU, MT, NL, AT, PL, PT, RO, SK, FI, SE, UK	-	-	-	-	-	-	-	-	-	-	-	-	-	-	-	-	-	-	-	-	-	-	-	-	-	-	-	-	-	-	-	
05 02 08 03 0000 039		Transitional provisions - operational programmes - R.1234/07, Art.203a(3)a) - 2012 - BE, CZ, DK, DE, IE, EL, ES, FR, IT, CY, LV, HU, MT, NL, AT, PL, PT, RO, SK, FI, SE, UK	-	-	-	-	-	-	-	-	0.2	0.5	-	-	-	-	-	-	-	-	-	-	-	-	-	-	-	-	-	-	-	-	-	0.958
05 02 08 03 0000 040 C1		Operational programmes - R.1234/07, Art.103c - suspension - R.543/11, Art.114(2)&(3) - 2012 - BE, CZ, DK, DE, IE, EL, ES, FR, IT, CY, LV, HU, MT, NL, AT, PL, PT, RO, SK, FI, SE, UK	-	-	-	-	0.2	-	-	-	-	-	-	-	-	-	-	-	-	-	-	-	-	-	-	-	-	-	-	-	-	-	-	0.158
05 02 08 03 0000 040 NA		Operational programmes - R.1234/07, Art.103c - suspension - R.543/11, Art.114(2)&(3) - 2012 - BE, CZ, DK, DE, IE, EL, ES, FR, IT, CY, LV, HU, MT, NL, AT, PL, PT, RO, SK, FI, SE, UK	-	-	-	-	-	-	-	-	-	-	-	-	-	-	-	-	-	-	-	-	-	-	-	-	-	-	-	-	-	-	-	
05 02 08 03 0000 040		Operational programmes - R.1234/07, Art.103c - suspension - R.543/11, Art.114(2)&(3) - 2012 - BE, CZ, DK, DE, IE, EL, ES, FR, IT, CY, LV, HU, MT, NL, AT, PL, PT, RO, SK, FI, SE, UK	-	-	-	-	0.2	-	-	-	-	-	-	-	-	-	-	-	-	-	-	-	-	-	-	-	-	-	-	-	-	-	-	0.158
05 02 08 03 0000 041 C1		Producers organisations - withdrawal - R.1580/07, Art.80(1), R.543/11, Art.79(1), R.585/11, Art.4(1) - 4(4) - BE, BG, CZ, DK, DE, EE, IE, EL, ES, FR, IT, LV, HU, MT, NL, AT, PL, PT, RO, SI, SK, SE, UK	-	-	-	-	-	-	-	-	0.0	-	-	-	-	-	-	-	-	-	-	-	-	-	0.0	-	-	-	-	-	-	-	-	-0.159
05 02 08 03 0000 042 C1		Producers organisations - non-harvesting and green harvesting - R.1580/07, Art.80(1), R.543/11, Art.79(1), R.585/11, Art.4(1) - 4(4) - BE, BG, CZ, DK, DE, EE, IE, EL, ES, FR, IT, LV, HU, MT, NL, AT, PL, PT, RO, SI, SK, SE, UK	-	-	-	-	-	-	-	-	-	-	-	-	-	-	-	-	-	-	-	-	-	-	-	-	-	-	-	-	-	-	-	-0.004
05 02 08 03 0000 042 NA		Producers organisations - non-harvesting and green harvesting - R.1580/07, Art.80(1), R.543/11, Art.79(1), R.585/11, Art.4(1) - 4(4) - BE, BG, CZ, DK, DE, EE, IE, EL, ES, FR, IT, LV, HU, MT, NL, AT, PL, PT, RO, SI, SK, SE, UK	-	-	-	-	-	-	-	-	-	-	-	-	-	-	-	-	-	-	-	-	-	-	-	-	-	-	-	-	-	-	-	-
05 02 08 03 0000 042		Producers organisations - non-harvesting and green harvesting - R.1580/07, Art.80(1), R.543/11, Art.79(1), R.585/11, Art.4(1) - 4(4) - BE, BG, CZ, DK, DE, EE, IE, EL, ES, FR, IT, LV, HU, MT, NL, AT, PL, PT, RO, SI, SK, SE, UK	-	-	-	-	-	-	-	-	-	-	-	-	-	-	-	-	-	-	-	-	-	-	-	-	-	-	-	-	-	-	-	-0.004

ANNEX 33
 EXPENDITURE CHARGED AGAINST THE 2013 BUDGET
 DETAILS by SUB-ITEM and by MEMBER STATE

Budget Line	Fund source	Item	BE	BG	CZ	DK	DE	EE	IE	EL	ES	FR	HR	IT	CY	LV	LT	LU	HU	MT	NL	AT	PL	PT	RO	SI	SK	FI	SE	UK	CE	TOTAL		
05 02 08 03 1502 017 C1		Additional financial assistance - operational funds for producer organisations - R.1234/07, Art.103e; decision C/2013/299 - 2010 - IT	-	-	-	-	-	-	-	-	-	-	-	0.3	-	-	-	-	-	-	-	-	-	-	-	-	-	-	-	-	-	0.344		
05 02 08 03 1502 018		Additional financial assistance - operational funds for producer organisations - R.1234/07, Art.103e; decision C/2013/3332 - 2011 - IT	-	-	-	-	-	-	-	-	-	-	-	-	-	-	-	-	-	-	-	-	-	-	-	-	-	-	-	-	-	-	-	
05 02 08 03 1502 019 C1		Additional financial assistance - operational funds for producer organisations - R.1234/07, Art.103e; decision C/2013/5029 - 2010 - HU	-	-	-	-	-	-	-	-	-	-	-	-	-	-	-	-	1.6	-	-	-	-	-	-	-	-	-	-	-	-	-	1.588	
05 02 08 03 1502 019 NA		Additional financial assistance - operational funds for producer organisations - R.1234/07, Art.103e; decision C/2013/5029 - 2010 - HU	-	-	-	-	-	-	-	-	-	-	-	-	-	-	-	-	1.6	-	-	-	-	-	-	-	-	-	-	-	-	-	1.588	
05 02 08 03 1502 019		Additional financial assistance - operational funds for producer organisations - R.1234/07, Art.103e; decision C/2013/5029 - 2010 - HU	-	-	-	-	-	-	-	-	-	-	-	-	-	-	-	-	1.6	-	-	-	-	-	-	-	-	-	-	-	-	-	1.588	
05 02 08 03 C1		Operational funds for producer organisations	27.6	1.5	3.2	32.6	0.2	8.6	112.4	51.5	140.0	0.8	0.1	-	-	-	-	-	3.7	34.1	5.4	0.8	8.1	0.4	0.4	0.1	1.7	4.5	27.0	-	-	464.550		
05 02 08 03 C4		Operational funds for producer organisations	23.0	-	-	-	-	-	51.0	26.1	-	-	-	-	-	-	-	-	-	18.6	-	-	-	-	-	-	-	-	-	-	-	-	118.741	
05 02 08 03 C5		Operational funds for producer organisations	9.9	0.5	0.0	6.3	-	0.8	16.7	11.1	66.6	0.1	-	-	-	-	-	-	0.2	20.3	2.4	0.1	0.9	-	-	-	0.0	0.2	0.5	6.9	-	143.464		
05 02 08 03 NA		Operational funds for producer organisations	60.5	2.0	3.2	38.9	0.2	9.4	180.2	88.7	206.7	0.9	0.1	-	-	-	-	-	3.9	73.0	7.8	0.8	8.9	0.4	0.4	0.2	2.0	5.1	34.0	-	-	726.756		
05 02 08 09 1515 128 C1		Oranges - 1st half - Art.22a), R.2111/03 - marketing year 07/08 and earlier - R.2202/96, Art.3	-	-	-	-	-	-	-	-	-	-	-	-	-	-	-	-	-	-	-	-	-	-	-	-	-	-	-	-	-	-	-0.004	
05 02 08 09 1515 128 NA		Oranges - 1st half - Art.22a), R.2111/03 - marketing year 07/08 and earlier - R.2202/96, Art.3	-	-	-	-	-	-	-	-	-	-	-	-	-	-	-	-	-	-	-	-	-	-	-	-	-	-	-	-	-	-	-0.004	
05 02 08 09 1515 128		Oranges - 1st half - Art.22a), R.2111/03 - marketing year 07/08 and earlier - R.2202/96, Art.3	-	-	-	-	-	-	-	-	-	-	-	-	-	-	-	-	-	-	-	-	-	-	-	-	-	-	-	-	-	-	-0.004	
05 02 08 09 1515 129 C1		Oranges - 2nd half - Art.22b), R.2111/03 - marketing year 07/08 and earlier - R.2202/96, Art.3	-	-	-	-	-	-	-	-	-	-	-	-	-	-	-	-	-	-	-	-	-	-	-	-	-	-	-	-	-	-	-0.001	
05 02 08 09 1515 130		Mandarin - 1st half - Art.22a), R.2111/03 - marketing year 07/08 and earlier - R.2202/96, Art.3	-	-	-	-	-	-	-	-	-	-	-	-	-	-	-	-	-	-	-	-	-	-	-	-	-	-	-	-	-	-	-	
05 02 08 09 1515 132		Clementines - 1st half - Art.22a), R.2111/03 - marketing year 07/08 and earlier - R.2202/96, Art.3	-	-	-	-	-	-	-	-	-	-	-	-	-	-	-	-	-	-	-	-	-	-	-	-	-	-	-	-	-	-	-	
05 02 08 09 1515 133		marketing year 07/08 and earlier - R.2202/96, Art.3	-	-	-	-	-	-	-	-	-	-	-	-	-	-	-	-	-	-	-	-	-	-	-	-	-	-	-	-	-	-	-	
05 02 08 09 1515 138		Lemons - 2nd half - Art.22b), R.2111/03 - marketing year 07/08 and earlier - R.2202/96, Art.3	-	-	-	-	-	-	-	-	-	-	-	-	-	-	-	-	-	-	-	-	-	-	-	-	-	-	-	-	-	-	-	
05 02 08 09 C1		Compensation to encourage processing of citrus fruit 05 02 08 09	-	-	-	-	-	-	-	-	-	-	-	-	-	-	-	-	-	-	-	-	-	-	-	-	-	-	-	-	-	-	-0.006	
05 02 08 09		Compensation to encourage processing of citrus fruit 05 02 08 09	-	-	-	-	-	-	-	-	-	-	-	-	-	-	-	-	-	-	-	-	-	-	-	-	-	-	-	-	-	-	-0.006	
05 02 08 11 0000 009 C1		Transitional provisions - aid to producer organisations granted preliminary recognition - R.1234/07, Art.203a(4); R.1580/07, Art.152(12); R.543/11, Art.103a(1)a) - 2. semester/annual payment - 2010 and earlier	-	-	-	-	-	-	-	-	-	-	-	-	-	-	-	-	-	-	-	-	-	-	-	-	-	-	-	-	-	-	-	-0.006
05 02 08 11 0000 009		Transitional provisions - aid to producer organisations granted preliminary recognition - R.1234/07, Art.203a(4); R.1580/07, Art.152(12); R.543/11, Art.103a(1)a) - 2. semester/annual payment - 2010 and earlier	-	-	-	-	-	-	-	-	-	-	-	-	-	-	-	-	-	-	-	-	-	-	-	-	-	-	-	-	-	-	-	-0.006
05 02 08 11 0000 009 NA		Transitional provisions - aid to producer organisations granted preliminary recognition - R.1234/07, Art.203a(4); R.1580/07, Art.152(12); R.543/11, Art.103a(1)a) - 2. semester/annual payment - 2010 and earlier	-	-	-	-	-	-	-	-	-	-	-	-	-	-	-	-	-	-	-	-	-	-	-	-	-	-	-	-	-	-	-	-0.006
05 02 08 11 0000 011 C1		Formation, administrative operation - R.1234/07, Art.150(3) - 2012 and earlier	-	-	-	-	-	-	-	-	-	-	-	-	-	-	-	-	-	-	-	-	-	-	-	-	-	-	-	-	-	-	-	0.009
05 02 08 11 0000 011		Formation, administrative operation - R.1234/07, Art.150(3) - 2012 and earlier	-	-	-	-	-	-	-	-	-	-	-	-	-	-	-	-	-	-	-	-	-	-	-	-	-	-	-	-	-	-	-	0.009
05 02 08 11 0000 013		Investment - R.1234/07, Art.103a(1)b) - 2. semester/annual payment - 2010 and earlier	-	-	-	-	-	-	-	-	-	-	-	-	-	-	-	-	-	-	-	-	-	-	-	-	-	-	-	-	-	-	-	-
05 02 08 11 0000 015 C1		Formation, administrative operation - R.1234/07, Art.103a(1)a) - 2. semester/annual payment - 2011	-	-	-	-	-	-	-	-	-	-	-	-	-	-	-	-	-	-	-	-	-	-	-	-	-	-	-	-	-	-	-	0.083
05 02 08 11 0000 017 C1		Investment - R.1234/07, Art.103a(1)b) - 2. semester/annual payment - 2011	-	-	-	-	-	-	-	-	-	-	-	-	-	-	-	-	-	-	-	-	-	-	-	-	-	-	-	-	-	-	-	0.324
05 02 08 11 0000 017 NA		Investment - R.1234/07, Art.103a(1)b) - 2. semester/annual payment - 2011	-	-	-	-	-	-	-	-	-	-	-	-	-	-	-	-	-	-	-	-	-	-	-	-	-	-	-	-	-	-	-	0.324
05 02 08 11 0000 017		Investment - R.1234/07, Art.103a(1)b) - 2. semester/annual payment - 2011	-	-	-	-	-	-	-	-	-	-	-	-	-	-	-	-	-	-	-	-	-	-	-	-	-	-	-	-	-	-	-	0.324

ANNEX 33
 EXPENDITURE CHARGED AGAINST THE 2013 BUDGET
 DETAILS by SUB-ITEM and by MEMBER STATE

Budget Line	Fund source	Item	BE	BG	CZ	DK	DE	EE	IE	EL	ES	FR	HR	IT	CY	LV	LT	LU	HU	MT	NL	AT	PL	PT	RO	SI	SK	FI	SE	UK	CE	TOTAL			
05 02 08 11 0000 018 C1		Formation, administrative operation - R.1234/07, Art.103a(1)(g); R.302/12, Art.2(2) - 1. semester - 2012	-	-	-	-	-	-	-	0.0	-	-	-	-	-	-	-	-	0.7	-	-	-	5.0	-	0.1	-	-	-	-	-	-	-	5.835		
05 02 08 11 0000 019 C1		Formation, administrative operation - R.1234/07, Art.103a(1)(g); R.302/12, Art.2(2) - annual payment - 2012	-	-	0.2	-	-	-	-	0.2	-	-	-	-	-	-	-	-	0.2	-	-	-	0.6	-	0.6	-	0.1	-	-	-	-	-	1.939		
05 02 08 11 0000 019 NA		Formation, administrative operation - R.1234/07, Art.103a(1)(g); R.302/12, Art.2(2) - annual payment - 2012	-	-	-	-	-	-	-	-	-	-	-	-	-	-	-	-	-	-	-	-	-	-	-	-	-	-	-	-	-	-	-	-	
05 02 08 11 0000 019		Formation, administrative operation - R.1234/07, Art.103a(1)(g); R.302/12, Art.2(2) - annual payment - 2012	-	-	0.2	-	-	-	-	0.2	-	-	-	-	-	-	-	-	0.2	-	-	-	0.6	-	0.6	-	0.1	-	-	-	-	-	-	1.939	
05 02 08 11 0000 020 C1		Investment - R.1234/07, Art.103a(1)(b); R.302/12, Art.2(2) - 1. semester - 2012	-	-	-	-	-	-	-	1.4	-	-	-	-	-	-	-	-	6.2	-	-	-	91.1	-	0.5	-	-	-	-	-	-	-	-	99.154	
05 02 08 11 0000 020 NA		Investment - R.1234/07, Art.103a(1)(b); R.302/12, Art.2(2) - 1. semester - 2012	-	-	-	-	-	-	-	-	-	-	-	-	-	-	-	-	-	-	-	-	-	-	-	-	-	-	-	-	-	-	-	-	
05 02 08 11 0000 020		Investment - R.1234/07, Art.103a(1)(b); R.302/12, Art.2(2) - 1. semester - 2012	-	-	-	-	-	-	-	1.4	-	-	-	-	-	-	-	-	6.2	-	-	-	91.1	-	0.5	-	-	-	-	-	-	-	-	-	99.154
05 02 08 11 0000 021 C1		Investment - R.1234/07, Art.103a(1)(b); R.302/12, Art.2(2) - annual payment - 2012	-	-	-	-	-	-	-	0.3	6.9	-	-	-	-	-	-	-	0.6	-	-	-	13.7	-	4.9	-	-	-	-	-	-	-	-	26.347	
05 02 08 11 0000 021 NA		Investment - R.1234/07, Art.103a(1)(b); R.302/12, Art.2(2) - annual payment - 2012	-	-	-	-	-	-	-	-	-	-	-	-	-	-	-	-	-	-	-	-	-	-	-	-	-	-	-	-	-	-	-	-	
05 02 08 11 0000 021		Investment - R.1234/07, Art.103a(1)(b); R.302/12, Art.2(2) - annual payment - 2012	-	-	-	-	-	-	-	0.3	6.9	-	-	-	-	-	-	-	0.6	-	-	-	13.7	-	4.9	-	-	-	-	-	-	-	-	26.347	
05 02 08 11 0000 022 C1		Formation, administrative operation - R.1234/07, Art.103a(1)(g); R.302/12, Art.2(2) - 2. semester - 2012	-	-	0.0	-	-	-	-	-	-	-	-	-	-	-	-	-	0.9	-	-	-	4.6	-	-	-	-	-	-	-	-	-	-	5.562	
05 02 08 11 0000 022 NA		Formation, administrative operation - R.1234/07, Art.103a(1)(g); R.302/12, Art.2(2) - 2. semester - 2012	-	-	-	-	-	-	-	-	-	-	-	-	-	-	-	-	-	-	-	-	-	-	-	-	-	-	-	-	-	-	-	-	
05 02 08 11 0000 022		Formation, administrative operation - R.1234/07, Art.103a(1)(g); R.302/12, Art.2(2) - 2. semester - 2012	-	-	0.0	-	-	-	-	-	-	-	-	-	-	-	-	-	0.9	-	-	-	4.6	-	-	-	-	-	-	-	-	-	-	5.562	
05 02 08 11 0000 023 C1		Investment - R.1234/07, Art.103a(1)(b); R.302/12, Art.2(2) - 2. semester - 2012	-	-	-	-	-	-	-	-	-	-	-	-	-	-	-	-	5.7	-	-	-	167.0	-	-	-	-	-	-	-	-	-	-	-	172.618
05 02 08 11 0000 023 NA		Investment - R.1234/07, Art.103a(1)(b); R.302/12, Art.2(2) - 2. semester - 2012	-	-	-	-	-	-	-	-	-	-	-	-	-	-	-	-	-	-	-	-	-	-	-	-	-	-	-	-	-	-	-	-	
05 02 08 11 0000 023		Investment - R.1234/07, Art.103a(1)(b); R.302/12, Art.2(2) - 2. semester - 2012	-	-	-	-	-	-	-	-	-	-	-	-	-	-	-	-	5.7	-	-	-	167.0	-	-	-	-	-	-	-	-	-	-	-	172.618
05 02 08 11 0000 024		Formation, administrative operation - R.1234/07, Art.103a(1)(g); R.302/12, Art.2(3)(c) - 1. semester - 2012	-	-	-	-	-	-	-	-	-	-	-	-	-	-	-	-	-	-	-	-	-	-	-	-	-	-	-	-	-	-	-	-	-
05 02 08 11 0000 025		Formation, administrative operation - R.1234/07, Art.103a(1)(g); R.302/12, Art.2(3)(c) - 2. semester - 2012	-	-	-	-	-	-	-	-	-	-	-	-	-	-	-	-	-	-	-	-	-	-	-	-	-	-	-	-	-	-	-	-	-
05 02 08 11 0000 026		Formation, administrative operation - R.1234/07, Art.103a(1)(g); R.302/12, Art.2(3)(c) - annual payment - 2012	-	-	-	-	-	-	-	-	-	-	-	-	-	-	-	-	-	-	-	-	-	-	-	-	-	-	-	-	-	-	-	-	-
05 02 08 11 0000 027		Investment - R.1234/07, Art.103a(1)(b); R.302/12, Art.2(3) - 2. semester/annual payment - 2012	-	-	-	-	-	-	-	-	-	-	-	-	-	-	-	-	-	-	-	-	-	-	-	-	-	-	-	-	-	-	-	-	-
05 02 08 11 0000 028 C1		Formation, administrative operation - R.1234/07, Art.103a(1)(g); R.302/12, Art.2(2) - 2. semester/annual payment - 2012	-	-	0.1	-	-	-	-	0.0	-	-	-	-	-	-	-	-	-	-	-	-	0.1	-	-	-	-	-	-	-	-	-	-	-	0.216
05 02 08 11 0000 028 NA		Formation, administrative operation - R.1234/07, Art.103a(1)(g); R.302/12, Art.2(2) - 2. semester/annual payment - 2012	-	-	-	-	-	-	-	-	-	-	-	-	-	-	-	-	-	-	-	-	-	-	-	-	-	-	-	-	-	-	-	-	-
05 02 08 11 0000 028		Formation, administrative operation - R.1234/07, Art.103a(1)(g); R.302/12, Art.2(2) - 2. semester/annual payment - 2012	-	-	0.1	-	-	-	-	0.0	-	-	-	-	-	-	-	-	-	-	-	-	0.1	-	-	-	-	-	-	-	-	-	-	-	0.216
05 02 08 11 0000 029 C1		Investment - R.1234/07, Art.103a(1)(b) - 2. semester/annual payment - 2012	-	-	1.3	-	-	-	-	0.2	-	-	-	-	-	-	-	-	-	-	-	-	3.5	-	-	-	-	-	-	-	-	-	-	-	5.045
05 02 08 11 0000 029 NA		Investment - R.1234/07, Art.103a(1)(b) - 2. semester/annual payment - 2012	-	-	-	-	-	-	-	-	-	-	-	-	-	-	-	-	-	-	-	-	-	-	-	-	-	-	-	-	-	-	-	-	
05 02 08 11 0000 029		Investment - R.1234/07, Art.103a(1)(b) - 2. semester/annual payment - 2012	-	-	1.3	-	-	-	-	0.2	-	-	-	-	-	-	-	-	-	-	-	-	3.5	-	-	-	-	-	-	-	-	-	-	-	5.045
05 02 08 11 0000 030 C1		Formation, administrative operation - R.1234/07, Art.103a(1)(g); R.302/12, Art.2(2) - 1. semester - 2013	-	-	0.1	-	-	-	-	-	-	-	-	-	-	-	-	-	-	-	-	-	0.5	-	-	0.1	-	-	-	-	-	-	-	-	0.693

ANNEX 33
 EXPENDITURE CHARGED AGAINST THE 2013 BUDGET
 DETAILS by SUB-ITEM and by MEMBER STATE

Budget Line	Fund source	Item	BE	BG	CZ	DK	DE	EE	IE	EL	ES	FR	HR	IT	CY	LV	LT	LU	HU	MT	NL	AT	PL	PT	RO	SI	SK	FI	SE	UK	OE	TOTAL			
05 02 08 11 1509 004	C1	Aid to producer organisations granted preliminary recognition - R.1943/03 - 2007 and earlier	-	-	-	-	-	-	-	-	0.0	-	-	-	-	-	-	-	-	-	-	-	-	-	-	-	-	-	-	-	-	-	0.010		
05 02 08 11	C1	Aid to producer groups for preliminary recognition	-	1.4	0.5	-	-	-	-	2.2	0.0	0.1	-	-	0.5	8.4	0.2	14.4	14.4	-	-	-	3073	0.0	8.3	-	0.1	-	-	-	-	348.374			
05 02 08 11	NA	Aid to producer groups for preliminary recognition	-	-	-	-	-	-	-	-	-	-	-	-	-	-	-	-	-	-	-	-	-	-	-	-	-	-	-	-	-	-	-		
05 02 08 12 0000 001	C1	Aid to producer groups for preliminary recognition	-	1.4	0.5	-	-	-	-	2.2	0.0	0.1	-	-	0.5	8.4	0.2	14.4	14.4	-	-	-	3073	0.0	8.3	-	0.1	-	-	-	-	348.374			
05 02 08 12 0000 001	C1	School fruit scheme - products - R.1234/07, Art.103ga; R.288/09, Art.5.1.(a) - 2009/10	-0.0	-	-	-	-	-	-	-	-	-	-	-	-	-	-	-	-	-	-	-	-	-	-	-	-	-	-	-	-	-	-0.000		
05 02 08 12 0000 002		School fruit scheme - equipment - R.1234/07, Art.103ga; R.288/09, Art.5.1.(b)(i) - 2009/10	-	-	-	-	-	-	-	-	-	-	-	-	-	-	-	-	-	-	-	-	-	-	-	-	-	-	-	-	-	-	-		
05 02 08 12 0000 003		School fruit scheme - monitoring - evaluation - R.1234/07, Art.103ga; R.288/09, Art.5.1.(b)(ii) - 2009/10	-	-	-	-	-	-	-	-	-	-	-	-	-	-	-	-	-	-	-	-	-	-	-	-	-	-	-	-	-	-	-	-	
05 02 08 12 0000 004		School fruit scheme - communication - R.1234/07, Art.103ga; R.288/09, Art.5.1.(b)(iii) - 2009/10	-	-	-	-	-	-	-	-	-	-	-	-	-	-	-	-	-	-	-	-	-	-	-	-	-	-	-	-	-	-	-	-	
05 02 08 12 0000 005		School fruit scheme - transport - distribution - R.1234/07, Art.103ga; R.288/09, Art.5.1. - 2009/10	-	-	-	-	-	-	-	-	-	-	-	-	-	-	-	-	-	-	-	-	-	-	-	-	-	-	-	-	-	-	-	-	
05 02 08 12 0000 006	C1	School fruit scheme - products - R.1234/07, Art.103ga; R.288/09, Art.5.1.(a) - 2010/11 - BE; BG, CZ, DK, DE, EE, IE, EL, ES, FR, IT, CY, LV, LT, LU, HU, MT, NL, AT, PL, PT, RO, SI, SK	-	-	-	-	-	-	-	-	-	-	-	-	-	-	-	-	-	-	-	-	-	-	-	-	-	-	-	-	-	-	-	-	-
05 02 08 12 0000 006	C1	School fruit scheme - products - R.1234/07, Art.103ga; R.288/09, Art.5.1.(a) - 2010/11 - BE; BG, CZ, DK, DE, EE, IE, EL, ES, FR, IT, CY, LV, LT, LU, HU, MT, NL, AT, PL, PT, RO, SI, SK	0.0	-	-	-	-	-	-	-	0.0	-	-	-	-	-	-	-	-	-	-	-	-	0.0	-	-	-	-	-	-	-	-	-	0.086	
05 02 08 12 0000 007	C1	School fruit scheme - equipment - R.1234/07, Art.103ga; R.288/09, Art.5.1.(b)(i) - 2010/11 - BE; BG, CZ, DK, DE, EE, IE, EL, ES, FR, IT, CY, LV, LT, LU, HU, MT, NL, AT, PL, PT, RO, SI, SK	-	-	-	-	-	-	-	-	-	-	-	-	-	-	-	-	-	-	-	-	-	-	-	-	-	-	-	-	-	-	-	0.000	
05 02 08 12 0000 008	C1	School fruit scheme - monitoring - evaluation - R.1234/07, Art.103ga; R.288/09, Art.5.1.(b)(ii) - 2010/11 - BE; BG, CZ, DK, DE, EE, IE, EL, ES, FR, IT, CY, LV, LT, LU, HU, MT, NL, AT, PL, PT, RO, SI, SK	-	-	-	-	-	-	-	-	-	-	-	-	-	-	-	-	-	-	-	-	-	-	-	-	-	-	-	-	-	-	-	-	
05 02 08 12 0000 009		School fruit scheme - communication - R.1234/07, Art.103ga; R.288/09, Art.5.1.(b)(iii) - 2010/11 - BE; BG, CZ, DK, DE, EE, IE, EL, ES, FR, IT, CY, LV, LT, LU, HU, MT, NL, AT, PL, PT, RO, SI, SK	-	-	-	-	-	-	-	-	-	-	-	-	-	-	-	-	-	-	-	-	-	-	-	-	-	-	-	-	-	-	-	-	-
05 02 08 12 0000 010		School fruit scheme - transport - distribution - R.1234/07, Art.103ga; R.288/09, Art.5.1. - 2010/11 - BE; BG, CZ, DK, DE, EE, IE, EL, ES, FR, IT, CY, LV, LT, LU, HU, MT, NL, AT, PL, PT, RO, SI, SK	-	-	-	-	-	-	-	-	-	-	-	-	-	-	-	-	-	-	-	-	-	-	-	-	-	-	-	-	-	-	-	-	-
05 02 08 12 0000 011	C1	School fruit scheme - products - R.1234/07, Art.103ga; R.288/09, Art.5.1.(a) - 2011/12 - BE; BG, CZ, DK, DE, EE, IE, EL, ES, FR, IT, CY, LV, LT, LU, HU, MT, NL, AT, PL, PT, RO, SI, SK	0.0	0.0	0.1	0.1	0.5	0.0	-	-	0.1	0.7	-	-	0.1	0.0	-	0.0	0.1	0.1	0.1	0.1	0.0	0.5	1.7	-	0.4	-	-	-	-	-	4.536		
05 02 08 12 0000 012	C1	School fruit scheme - equipment - R.1234/07, Art.103ga; R.288/09, Art.5.1.(b)(i) - 2011/12 - BE; BG, CZ, DK, DE, EE, IE, EL, ES, FR, IT, CY, LV, LT, LU, HU, MT, NL, AT, PL, PT, RO, SI, SK	-	-	-	-	-	-	-	-	-	-	-	-	-	-	-	-	-	-	-	-	-	-	-	-	-	-	-	-	-	-	-	0.029	
05 02 08 12 0000 013	C1	School fruit scheme - monitoring - evaluation - R.1234/07, Art.103ga; R.288/09, Art.5.1.(b)(ii) - 2011/12 - BE; BG, CZ, DK, DE, EE, IE, EL, ES, FR, IT, CY, LV, LT, LU, HU, MT, NL, AT, PL, PT, RO, SI, SK	-	-	-	-	-	-	-	-	0.0	-	-	-	0.1	-	-	-	-	-	-	-	-	-	-	-	-	-	-	-	-	-	-	0.132	
05 02 08 12 0000 014	C1	School fruit scheme - communication - R.1234/07, Art.103ga; R.288/09, Art.5.1.(b)(iii) - 2011/12 - BE; BG, CZ, DK, DE, EE, IE, EL, ES, FR, IT, CY, LV, LT, LU, HU, MT, NL, AT, PL, PT, RO, SI, SK	0.0	-	-	-	-	-	-	-	0.0	-	-	-	0.2	-	-	-	-	-	-	-	-	-	-	-	-	-	-	-	-	-	-	0.245	
05 02 08 12 0000 015	C1	School fruit scheme - transport - distribution - R.1234/07, Art.103ga; R.288/09, Art.5.1. - 2011/12 - BE; BG, CZ, DK, DE, EE, IE, EL, ES, FR, IT, CY, LV, LT, LU, HU, MT, NL, AT, PL, PT, RO, SI, SK	-	-	-	-	-	-	-	-	-	-	-	-	-	-	-	-	-	-	-	-	-	-	-	-	-	-	-	-	-	-	-	0.006	
05 02 08 12 0000 016	C1	School fruit scheme - products - R.1234/07, Art.103ga; R.288/09, Art.5.1.(a) - 2012/13 - BE; BG, CZ, DK, DE, EE, IE, EL, ES, FR, IT, CY, LV, LT, LU, HU, MT, NL, AT, PL, PT, RO, SI, SK	0.5	1.4	3.7	1.0	8.7	0.4	0.4	1.6	3.0	0.6	-	19.0	-	0.9	1.2	0.2	3.1	0.3	2.8	0.5	8.7	-	0.2	0.6	2.2	-	-	-	-	-	-	60.817	
05 02 08 12 0000 017	C1	School fruit scheme - equipment - R.1234/07, Art.103ga; R.288/09, Art.5.1.(b)(i) - 2012/13 - BE; BG, CZ, DK, DE, EE, IE, EL, ES, FR, IT, CY, LV, LT, LU, HU, MT, NL, AT, PL, PT, RO, SI, SK	-	-	-	-	-	-	-	-	0.0	0.0	-	0.1	-	-	-	-	-	-	-	-	-	-	-	-	-	-	-	-	-	-	-	0.083	

ANNEX 33
 EXPENDITURE CHARGED AGAINST THE 2013 BUDGET
 DETAILS by SUB-ITEM and by MEMBER STATE

In EUR million

Budget Line	Fund Source	Item	BE	BG	CZ	DK	DE	EE	IE	EL	ES	FR	HR	IT	CY	LV	LT	LU	HU	MT	NL	AT	PL	PT	RO	SI	SK	FI	SE	UK	CE	TOTAL	
05 02 08 12 0000 018	C1	School fruit scheme - monitoring - evaluation - R.1234/07, Art.103ga, R.288/09, Art.5.1.(b)(ii) - 2012/13 - BE, BG, CZ, DK, DE, EE, IE, EL, ES, FR, IT, CY, LV, LT, LU, HU, MT, NL, AT, PL, PT, RO, SI, SK	-	-	0.0	-	-	-	-	-	0.0	-	-	0.1	-	-	-	-	-	-	0.0	-	0.1	-	-	-	-	-	-	-	-	0.228	
05 02 08 12 0000 019	C1	School fruit scheme - communication - R.1234/07, Art.103ga, R.288/09, Art.5.1.(b)(iii) - 2012/13 - BE, BG, CZ, DK, DE, EE, IE, EL, ES, FR, IT, CY, LV, LT, LU, HU, MT, NL, AT, PL, PT, RO, SI, SK	0.0	-	0.0	-	0.0	-	0.0	-	0.1	-	0.2	-	0.0	-	0.0	-	-	0.0	0.0	0.0	0.2	-	-	0.0	0.0	-	-	-	-	0.555	
05 02 08 12 0000 020	C1	School fruit scheme - transport - distribution - R.1234/07, Art.103ga, R.288/09, Art.5.1. - 2012/13 - BE, BG, CZ, DK, DE, EE, IE, EL, ES, FR, IT, CY, LV, LT, LU, HU, MT, NL, AT, PL, PT, RO, SI, SK	0.0	-	-	-	-	-	-	-	-	0.0	-	-	-	-	-	-	-	-	-	-	-	-	-	-	0.1	-	-	-	-	0.060	
05 02 08 12 0000 021	C1	School fruit scheme - products - R.1234/07, Art.103ga, R.288/09, Art.5.1.(a) - 2013/14 - BE, BG, CZ, DK, DE, EE, IE, EL, ES, FR, IT, CY, LV, LT, LU, HU, MT, NL, AT, PL, PT, RO, SI, SK	-	-	-	-	0.0	-	-	-	-	-	-	-	-	-	-	-	-	-	-	-	-	-	-	-	-	-	-	-	-	0.001	
05 02 08 12 0000 022		School fruit scheme - equipment - R.1234/07, Art.103ga, R.288/09, Art.5.1.(b)(i) - 2013/14 - BE, BG, CZ, DK, DE, EE, IE, EL, ES, FR, IT, CY, LV, LT, LU, HU, MT, NL, AT, PL, PT, RO, SI, SK	-	-	-	-	-	-	-	-	-	-	-	-	-	-	-	-	-	-	-	-	-	-	-	-	-	-	-	-	-	-	
05 02 08 12 0000 023		School fruit scheme - monitoring - evaluation - R.1234/07, Art.103ga, R.288/09, Art.5.1.(b)(ii) - 2013/14 - BE, BG, CZ, DK, DE, EE, IE, EL, ES, FR, IT, CY, LV, LT, LU, HU, MT, NL, AT, PL, PT, RO, SI, SK	-	-	-	-	-	-	-	-	-	-	-	-	-	-	-	-	-	-	-	-	-	-	-	-	-	-	-	-	-	-	
05 02 08 12 0000 024		School fruit scheme - communication - R.1234/07, Art.103ga, R.288/09, Art.5.1.(b)(iii) - 2013/14 - BE, BG, CZ, DK, DE, EE, IE, EL, ES, FR, IT, CY, LV, LT, LU, HU, MT, NL, AT, PL, PT, RO, SI, SK	-	-	-	-	-	-	-	-	-	-	-	-	-	-	-	-	-	-	-	-	-	-	-	-	-	-	-	-	-	-	
05 02 08 12 0000 025		School fruit scheme - transport - distribution - R.1234/07, Art.103ga, R.288/09, Art.5.1. - 2013/14 - BE, BG, CZ, DK, DE, EE, IE, EL, ES, FR, IT, CY, LV, LT, LU, HU, MT, NL, AT, PL, PT, RO, SI, SK	-	-	-	-	-	-	-	-	-	-	-	-	-	-	-	-	-	-	-	-	-	-	-	-	-	-	-	-	-	-	-
05 02 08 12 0000 015	C1	School fruit scheme - R.2200/96, R.2201/96, R.2202/96 Others - R.2200/96, R.2201/96, R.2202/96 Exceptional support measures - producer non-members of producer organisations - withdrawal - R.585/11, Art.5(1) - BE, BG, CZ, DK, DE, EE, IE, EL, ES, FR, IT, CY, LV, LT, LU, HU, MT, NL, AT, PL, PT, RO, SI, SK, SE, UK	0.5	1.5	3.8	1.0	9.2	0.4	0.4	1.6	3.2	1.2	19.8	0.0	0.9	1.2	0.2	3.2	0.3	3.0	0.6	9.0	0.5	1.9	0.6	2.7	-	-	-	-	-	66.737	
05 02 08 99 0000 015	C1	Exceptional support measures - producer non-members of producer organisations - non-harvesting and green harvesting - R.585/11, Art.5(1) - BE, BG, CZ, DK, DE, EE, IE, EL, ES, FR, IT, LV, HU, NL, AT, PL, PT, RO, SI, SK, SE, UK	-	-	-	-	-	-	-	-	-	-	-	-	-	-	-	-	-	-	-	-	-	-	-	-	-	-	-	-	-	-	-
05 02 08 99 1501 041		Financial compensation - free distribution - apples - R.2200/96 - marketing year 07/08 and earlier	-	-	-	-	-	-	-	-	-	-	-	-	-	-	-	-	-	-	-	-	-	-	-	-	-	-	-	-	-	-	-
05 02 08 99 1501 042		Financial compensation - free distribution - oranges - R.2200/96 - marketing year 07/08 and earlier	-	-	-	-	-	-	-	-	-	-	-	-	-	-	-	-	-	-	-	-	-	-	-	-	-	-	-	-	-	-	-
05 02 08 99 1501 043		Financial compensation - free distribution - lemons - R.2200/96 - marketing year 07/08 and earlier	-	-	-	-	-	-	-	-	-	-	-	-	-	-	-	-	-	-	-	-	-	-	-	-	-	-	-	-	-	-	-
05 02 08 99 1501 044		Financial compensation - free distribution - mandarins - R.2200/96 - marketing year 07/08 and earlier	-	-	-	-	-	-	-	-	-	-	-	-	-	-	-	-	-	-	-	-	-	-	-	-	-	-	-	-	-	-	-
05 02 08 99 1501 045		Financial compensation - free distribution - Clementines - R.2200/96 - marketing year 07/08 and earlier	-	-	-	-	-	-	-	-	-	-	-	-	-	-	-	-	-	-	-	-	-	-	-	-	-	-	-	-	-	-	-
05 02 08 99 1501 046		Financial compensation - free distribution - peaches - R.2200/96 - marketing year 07/08 and earlier	-	-	-	-	-	-	-	-	-	-	-	-	-	-	-	-	-	-	-	-	-	-	-	-	-	-	-	-	-	-	-
05 02 08 99 1501 047		Financial compensation - free distribution - nectarines - R.2200/96 - marketing year 07/08 and earlier	-	-	-	-	-	-	-	-	-	-	-	-	-	-	-	-	-	-	-	-	-	-	-	-	-	-	-	-	-	-	-
05 02 08 99 1501 048		Financial compensation - free distribution - grapes - R.2200/96 - marketing year 07/08 and earlier	-	-	-	-	-	-	-	-	-	-	-	-	-	-	-	-	-	-	-	-	-	-	-	-	-	-	-	-	-	-	-

ANNEX 33
 EXPENDITURE CHARGED AGAINST THE 2013 BUDGET
 DETAILS by SUB-ITEM and by MEMBER STATE

Budget Line	Fund Source	Item	BE	BG	CZ	DK	DE	EE	IE	EL	ES	FR	HR	IT	CY	LV	LT	LU	HU	MT	NL	AT	PL	PT	RO	SI	SK	FI	SE	UK	OE	TOTAL	
05 02 08 99 1501 050		Financial compensation - free distribution - other products - R.2200/96 - marketing year 07/08 and earlier	-	-	-	-	-	-	-	-	-	-	-	-	-	-	-	-	-	-	-	-	-	-	-	-	-	-	-	-	-	-	-
05 02 08 99 1501 051		Financial compensation - free distribution - tomatoes - R.2200/96 - marketing year 07/08 and earlier	-	-	-	-	-	-	-	-	-	-	-	-	-	-	-	-	-	-	-	-	-	-	-	-	-	-	-	-	-	-	-
05 02 08 99 1501 052		Financial compensation - free distribution - watermelon - R.2200/96 - marketing year 07/08 and earlier	-	-	-	-	-	-	-	-	-	-	-	-	-	-	-	-	-	-	-	-	-	-	-	-	-	-	-	-	-	-	-
05 02 08 99 1501 053		Financial compensation - free distribution - cauliflowers - R.2200/96 - marketing year 07/08 and earlier	-	-	-	-	-	-	-	-	-	-	-	-	-	-	-	-	-	-	-	-	-	-	-	-	-	-	-	-	-	-	-
05 02 08 99 1501 054		Financial compensation - free distribution - apricots - R.2200/96 - marketing year 07/08 and earlier	-	-	-	-	-	-	-	-	-	-	-	-	-	-	-	-	-	-	-	-	-	-	-	-	-	-	-	-	-	-	-
05 02 08 99 1501 055		Financial compensation - free distribution - pears - R.2200/96 - marketing year 07/08 and earlier	-	-	-	-	-	-	-	-	-	-	-	-	-	-	-	-	-	-	-	-	-	-	-	-	-	-	-	-	-	-	-
05 02 08 99 1501 056		Financial compensation - free distribution - subergines - R.2200/96 - marketing year 07/08 and earlier	-	-	-	-	-	-	-	-	-	-	-	-	-	-	-	-	-	-	-	-	-	-	-	-	-	-	-	-	-	-	-
05 02 08 99 1501 057		Financial compensation - free distribution - melon - R.2200/96 - marketing year 07/08 and earlier	-	-	-	-	-	-	-	-	-	-	-	-	-	-	-	-	-	-	-	-	-	-	-	-	-	-	-	-	-	-	-
05 02 08 99 1501 107		Compensation and buying-in - lemons - marketing year 07/08 and earlier - R.2200/96, Art.23	-	-	-	-	-	-	-	-	-	-	-	-	-	-	-	-	-	-	-	-	-	-	-	-	-	-	-	-	-	-	-
05 02 08 99 1501 108		Compensation and buying-in - apples - marketing year 07/08 and earlier - R.2200/96, Art.23	-	-	-	-	-	-	-	-	-	-	-	-	-	-	-	-	-	-	-	-	-	-	-	-	-	-	-	-	-	-	-
05 02 08 99 1501 109		Compensation and buying-in - peaches - marketing year 07/08 and earlier - R.2200/96, Art.23	-	-	-	-	-	-	-	-	-	-	-	-	-	-	-	-	-	-	-	-	-	-	-	-	-	-	-	-	-	-	-
05 02 08 99 1501 110		Compensation and buying-in - oranges - marketing year 07/08 and earlier - R.2200/96, Art.23	-	-	-	-	-	-	-	-	-	-	-	-	-	-	-	-	-	-	-	-	-	-	-	-	-	-	-	-	-	-	-
05 02 08 99 1501 111		Compensation and buying-in - mandarins - marketing year 07/08 and earlier - R.2200/96, Art.23	-	-	-	-	-	-	-	-	-	-	-	-	-	-	-	-	-	-	-	-	-	-	-	-	-	-	-	-	-	-	-
05 02 08 99 1501 112		Compensation and buying-in - pears - marketing year 07/08 and earlier - R.2200/96, Art.23	-	-	-	-	-	-	-	-	-	-	-	-	-	-	-	-	-	-	-	-	-	-	-	-	-	-	-	-	-	-	-
05 02 08 99 1501 113		Compensation and buying-in - apricots - marketing year 07/08 and earlier - R.2200/96, Art.23	-	-	-	-	-	-	-	-	-	-	-	-	-	-	-	-	-	-	-	-	-	-	-	-	-	-	-	-	-	-	-
05 02 08 99 1501 114		Compensation and buying-in - grapes - marketing year 07/08 and earlier - R.2200/96, Art.23	-	-	-	-	-	-	-	-	-	-	-	-	-	-	-	-	-	-	-	-	-	-	-	-	-	-	-	-	-	-	-
05 02 08 99 1501 115		Compensation and buying-in - nectarines - marketing year 07/08 and earlier - R.2200/96, Art.23	-	-	-	-	-	-	-	-	-	-	-	-	-	-	-	-	-	-	-	-	-	-	-	-	-	-	-	-	-	-	-
05 02 08 99 1501 116		Compensation and buying-in - clementines - marketing year 07/08 and earlier - R.2200/96, Art.23	-	-	-	-	-	-	-	-	-	-	-	-	-	-	-	-	-	-	-	-	-	-	-	-	-	-	-	-	-	-	-
05 02 08 99 1501 117		Compensation and buying-in - satsumas - marketing year 07/08 and earlier - R.2200/96, Art.23	-	-	-	-	-	-	-	-	-	-	-	-	-	-	-	-	-	-	-	-	-	-	-	-	-	-	-	-	-	-	-
05 02 08 99 1501 118		Compensation and buying-in - tomatoes - marketing year 07/08 and earlier - R.2200/96, Art.23	-	-	-	-	-	-	-	-	-	-	-	-	-	-	-	-	-	-	-	-	-	-	-	-	-	-	-	-	-	-	-
05 02 08 99 1501 119		Compensation and buying-in - cauliflowers - marketing year 07/08 and earlier - R.2200/96, Art.23	-	-	-	-	-	-	-	-	-	-	-	-	-	-	-	-	-	-	-	-	-	-	-	-	-	-	-	-	-	-	-
05 02 08 99 1501 120		Compensation and buying-in - subergines - marketing year 07/08 and earlier - R.2200/96, Art.23	-	-	-	-	-	-	-	-	-	-	-	-	-	-	-	-	-	-	-	-	-	-	-	-	-	-	-	-	-	-	-
05 02 08 99 1501 121		Compensation and buying-in - others - marketing year 07/08 and earlier - R.2200/96, Art.23	-	-	-	-	-	-	-	-	-	-	-	-	-	-	-	-	-	-	-	-	-	-	-	-	-	-	-	-	-	-	-
05 02 08 99 1501 122		Compensation and buying-in - melon - marketing year 07/08 and earlier - R.2200/96, Art.23	-	-	-	-	-	-	-	-	-	-	-	-	-	-	-	-	-	-	-	-	-	-	-	-	-	-	-	-	-	-	-
05 02 08 99 1501 123		Compensation and buying-in - watermelon - marketing year 07/08 and earlier - R.2200/96, Art.23	-	-	-	-	-	-	-	-	-	-	-	-	-	-	-	-	-	-	-	-	-	-	-	-	-	-	-	-	-	-	-
05 02 08 99 1511 056		Aid - tomatoes to be processed - marketing year 07/08 and earlier - R.2201/96, Art.4	-	-	-	-	-	-	-	-	-	-	-	-	-	-	-	-	-	-	-	-	-	-	-	-	-	-	-	-	-	-	-
05 02 08 99 1511 057		Aid - tomatoes to be processed - marketing year 07/08 and earlier - R.2201/96, Art.5	-	-	-	-	-	-	-	-	-	-	-	-	-	-	-	-	-	-	-	-	-	-	-	-	-	-	-	-	-	-	-
05 02 08 99 1512 023		Production aid - fruit based products - peaches - marketing year 07/08 and earlier - R.2201/96, Art.5	-	-	-	-	-	-	-	-	-	-	-	-	-	-	-	-	-	-	-	-	-	-	-	-	-	-	-	-	-	-	-
05 02 08 99 1512 024		Production aid - fruit based products - prunes - marketing year 07/08 and earlier - R.2201/96, Art.5	-	-	-	-	-	-	-	-	-	-	-	-	-	-	-	-	-	-	-	-	-	-	-	-	-	-	-	-	-	-	-
05 02 08 99 1512 025		Production aid - fruit based products - pears - marketing year 07/08 and earlier - R.2201/96, Art.5	-	-	-	-	-	-	-	-	-	-	-	-	-	-	-	-	-	-	-	-	-	-	-	-	-	-	-	-	-	-	-
05 02 08 99 1512 026		Production aid - fruit based products - figs - marketing year 07/08 and earlier - R.2201/96, Art.5	-	-	-	-	-	-	-	-	-	-	-	-	-	-	-	-	-	-	-	-	-	-	-	-	-	-	-	-	-	-	-

ANNEX 33
 EXPENDITURE CHARGED AGAINST THE 2013 BUDGET
 DETAILS by SUB-ITEM and by MEMBER STATE

Budget Line	Fund source	Item	BE	BG	CZ	DK	DE	EE	IE	EL	ES	FR	HR	IT	CY	LV	LT	LU	HU	MT	NL	AT	PL	PT	RO	SI	SK	FI	SE	UK	CE	TOTAL	
05 02 09 99 1600 001 C1		Export refunds - products of the wine-growing sector - R.1493/99, Art.63 - marketing year 07/08 and earlier - R.1493/99, Art.63 - marketing year 07/08 and earlier - R.1493/99, Art.24	-	-	-	-	-	-	-	-	-	-	-	-	-	-	-	-	-	-	-	-	-	0.0	-	-	-	-	-	-	-	0.043	
05 02 09 99 1610 004 C1		Storage aids - wine - marketing year 07/08 and earlier - R.1493/99, Art.24	-	-	-	-	-	-	0.1	-	-	-	-	-	-	-	-	-	-	-	-	-	-	-	-	-	-	-	-	-	-	0.110	
05 02 09 99 1610 025 C1		Storage aids - must and concentrated musts - marketing year 07/08 and earlier - R.1493/99, Art.24	-	-	-	-	-	-	0.6	-	-	-	-	-	-	-	-	-	-	-	-	-	-	-	-	-	-	-	-	-	-	0.595	
05 02 09 99 1611 112		Alcohol - aids without intervention - marketing year 07/08 and earlier	-	-	-	-	-	-	-	-	-	-	-	-	-	-	-	-	-	-	-	-	-	-	-	-	-	-	-	-	-	-	
05 02 09 99 1611 113		Art.28, R.1493/99; Art.56 a), R.1623/00 - neutral alcohol - intervention - marketing year 07/08 and earlier	-	-	-	-	-	-	-	-	-	-	-	-	-	-	-	-	-	-	-	-	-	-	-	-	-	-	-	-	-	-	
05 02 09 99 1611 114		Art.28, R.1493/99; Art.56 b), R.1623/00 - wine spirits and raw alcohol and wine distillate - aids without intervention - marketing year 07/08 and earlier	-	-	-	-	-	-	-	-	-	-	-	-	-	-	-	-	-	-	-	-	-	-	-	-	-	-	-	-	-	-	
05 02 09 99 1611 115		Art.28, R.1493/99; Art.56 b), R.1623/00 - wine spirits and raw alcohol and wine distillate - aid with intervention - marketing year 07/08 and earlier	-	-	-	-	-	-	-	-	-	-	-	-	-	-	-	-	-	-	-	-	-	-	-	-	-	-	-	-	-	-	
05 02 09 99 1611 116		Art.29 (3), R.1493/99 - primary aid - aids without intervention - marketing year 07/08 and earlier	-	-	-	-	-	-	-	-	-	-	-	-	-	-	-	-	-	-	-	-	-	-	-	-	-	-	-	-	-	-	
05 02 09 99 1611 117		Art.71(6), R.1623/00 - producers - fortified wine - marketing year 07/08 and earlier	-	-	-	-	-	-	-	-	-	-	-	-	-	-	-	-	-	-	-	-	-	-	-	-	-	-	-	-	-	-	
05 02 09 99 1611 118		Art.74(5), R.1623/00 - payments - producers - marketing year 07/08 and earlier	-	-	-	-	-	-	-	-	-	-	-	-	-	-	-	-	-	-	-	-	-	-	-	-	-	-	-	-	-	-	
05 02 09 99 1612 104		Art.27, R.1493/99; Art.48 1a), R.1623/00 - neutral alcohol from marc - aid with intervention - marketing year 07/08 and earlier	-	-	-	-	-	-	-	-	-	-	-	-	-	-	-	-	-	-	-	-	-	-	-	-	-	-	-	-	-	-	-
05 02 09 99 1612 105		Art.27, R.1493/99; Art.48 1a), R.1623/00 - neutral alcohol from marc - aids without intervention - marketing year 07/08 and earlier	-	-	-	-	-	-	-	-	-	-	-	-	-	-	-	-	-	-	-	-	-	-	-	-	-	-	-	-	-	-	-
05 02 09 99 1612 106		Art.27, R.1493/99; Art.48 1a), R.1623/00 - neutral alcohol from wine and lees - aid with intervention - marketing year 07/08 and earlier	-	-	-	-	-	-	-	-	-	-	-	-	-	-	-	-	-	-	-	-	-	-	-	-	-	-	-	-	-	-	-
05 02 09 99 1612 107		Art.27, R.1493/99; Art.48 1a), R.1623/00 - neutral alcohol from wine and lees - aids without intervention - marketing year 07/08 and earlier	-	-	-	-	-	-	-	-	-	-	-	-	-	-	-	-	-	-	-	-	-	-	-	-	-	-	-	-	-	-	-
05 02 09 99 1612 108		Art.27, R.1493/99; Art.48 1b), R.1623/00 - distillates/raw alcohol - marc - aid with intervention - marketing year 07/08 and earlier	-	-	-	-	-	-	-	-	-	-	-	-	-	-	-	-	-	-	-	-	-	-	-	-	-	-	-	-	-	-	-
05 02 09 99 1612 109		Art.27, R.1493/99; Art.48 1b), R.1623/00 - spirits - marc - aids without intervention - marketing year 07/08 and earlier	-	-	-	-	-	-	-	-	-	-	-	-	-	-	-	-	-	-	-	-	-	-	-	-	-	-	-	-	-	-	-
05 02 09 99 1612 110		Art.27, R.1493/99; Art.48 1b), R.1623/00 - supplementary aid - marketing year 07/08 and earlier	-	-	-	-	-	-	-	-	-	-	-	-	-	-	-	-	-	-	-	-	-	-	-	-	-	-	-	-	-	-	-
05 02 09 99 1612 111		Art.27, R.1493/99; Art.48 1c), R.1623/00 - wine spirits/raw alcohol from wine and lees - aid with intervention - marketing year 07/08 and earlier	-	-	-	-	-	-	-	-	-	-	-	-	-	-	-	-	-	-	-	-	-	-	-	-	-	-	-	-	-	-	-
05 02 09 99 1612 112		Art.27, R.1493/99; Art.48 1c), R.1623/00 - wine spirits/raw alcohol from wine and lees - aids without intervention - marketing year 07/08 and earlier	-	-	-	-	-	-	-	-	-	-	-	-	-	-	-	-	-	-	-	-	-	-	-	-	-	-	-	-	-	-	-
05 02 09 99 1612 113		Art.71(6), R.1623/00 - producers - fortified wine/by products - marketing year 07/08 and earlier	-	-	-	-	-	-	-	-	-	-	-	-	-	-	-	-	-	-	-	-	-	-	-	-	-	-	-	-	-	-	-
05 02 09 99 1630 015		Aid - concentrated musts for enriching certain wines - marketing year 07/08 and earlier - R.1493/99, Art.34 1a)	-	-	-	-	-	-	-	-	-	-	-	-	-	-	-	-	-	-	-	-	-	-	-	-	-	-	-	-	-	-	-
05 02 09 99 1630 025 C1		Aid - processing into grape juice - marketing year 07/08 and earlier - R.1493/99, Art.35 1a)	-	-	-	-	-	-	0.2	-	-	-	-	-	-	-	-	-	-	-	-	-	-	-	-	-	-	-	-	-	-	-	0.154
05 02 09 99 1630 054		Aid - concentrated and rectified musts for enriching certain wines - marketing year 07/08 and earlier - R.1493/99, Art.34 1b)	-	-	-	-	-	-	-	-	-	-	-	-	-	-	-	-	-	-	-	-	-	-	-	-	-	-	-	-	-	-	-
05 02 09 99 1630 100		Other aids - R.1493/99, Art.35 1b)&c) - marketing year 07/08 and earlier - IE, UK	-	-	-	-	-	-	-	-	-	-	-	-	-	-	-	-	-	-	-	-	-	-	-	-	-	-	-	-	-	-	-
05 02 09 99 1640 020 C1		Permanent abandonment premiums for areas under vines - marketing year - 07/08 and earlier - R.1493/99, Art.8	-	-	-	-	-	-	0.0	-	-	-	-	-	-	-	-	-	-	-	-	-	-	-	-	-	-	-	-	-	-	-	0.004

ANNEX 33
 EXPENDITURE CHARGED AGAINST THE 2013 BUDGET
 DETAILS by SUB-ITEM and by MEMBER STATE

Budget Line	Fund source	Item	BE	BG	CZ	DK	DE	EE	IE	EL	ES	FR	HR	IT	CY	LV	LT	LU	HU	MT	NL	AT	PL	PT	RO	SI	SK	FI	SE	UK	CE	TOTAL			
05 02 09 99 1650 011 C1		Restructuring and conversion of vineyards - marketing year 07/08 and earlier - decision 2008/739/EC	-	-	-	-	-	-	-	-	-0.0	-	-	-3.4	-	-	-	-	-0.0	-	-	-	-	-	-	-	-	-	-	-	-	-	-3.458		
05 02 09 99 1690 101 C1		Others - R.82287, R.1493/99, R.479/08	-	-	-	-	-	-	-	-	-0.0	-	-	-	-	-	-	-	-	-	-	-	-	-	-	-	-	-	-	-	-	-	-	-	
05 02 09 99 C1		Other measures (wine-growing sector)	-	-	-	-	-	-	-	-	-0.0	-	-	-2.6	-	-	-	-	-0.0	-	-	-	-	0.0	-	-	-	-	-	-	-	-	-	-2.553	
05 02 09 NA		Products of the wine-growing sector	18.3	5.2	-	-	38.8	-	7.2	210.1	280.3	-	322.0	4.6	-	-	11.2	29.1	-	-	-	-	65.2	42.1	5.0	5.1	-	-	-	-	-	-	-	1 044.232	
05 02 09 C1		Products of the wine-growing sector	18.3	5.2	-	-	38.8	-	7.2	210.1	280.3	-	322.0	4.6	-	-	11.2	29.1	-	-	-	-	65.2	42.1	5.0	5.1	-	-	-	-	-	-	-	1 044.232	
05 02 10 01 3800 479 C1		Measures within the Union - R.1071/05 - decision C(07)3299 - programme 1 - EL, FR, IT, PL, PT	-	-	-	-	-	-	-	-	-	-	-	-0.1	-	-	-	-	-	-	-	-	0.2	-	-	-	-	-	-	-	-	-	-	0.104	
05 02 10 01 3800 480 C1		Measures within the Union - R.1071/05 - decision C(07)3299 - programme 2 - FR, IT	-	-	-	-	-	-	-	-	-	-	-	-0.0	-	-	-	-	-	-	-	-	-	-	-	-	-	-	-	-	-	-	-	-0.003	
05 02 10 01 3800 481 C1		Measures within the Union - R.1071/05 - decision C(07)3299 - programme 3 - FR	-	-	-	-	-	-	-	-	-	-	-	-	-	-	-	-	-	-	-	-	-	-	-	-	-	-	-	-	-	-	-	-	
05 02 10 01 3800 484 C1		Measures within the Union - R.1071/05 - decision C(08)3738 - multinat. contract - programme 2 - DK, UK	-	-	-	-	-	-	-	-	-	-	-	-	-	-	-	-	-	-	-	-	-	-	-	-	-	-	-	-	-	-	-	-	-
05 02 10 01 3800 485 C1		Measures within the Union - R.1071/05 - decision C(08)3738 - programme 1 - BE, EL, FR, LU, NL, AT, PT, SI, SK, SE, UK	-	-	-	-	-	-	-	-	0.1	-	-	-	-	-	-	-	-	-	-	-	-	-	-	-	-	-	-	-	-	-	-	0.150	
05 02 10 01 3800 487 C1		Measures within the Union - R.1071/05 - decision C(08)3738 - programme 3 - BE, NL	-	-	-	-	-	-	-	-	-	-	-	-	-	-	-	-	-	-	-	-	-	-	-	-	-	-	-	-	-	-	-	-	-
05 02 10 01 3800 489 C1		Measures within the Union - R.501/08 - decision C(09)5593 - multinat. contract - programme 1 - FR, NL	-	-	-	-	-	-	-	-	0.2	-	-	-	-	-	-	-	-	-	-	0.1	-	-	-	-	-	-	-	-	-	-	-	-	0.258
05 02 10 01 3800 490 C1		Measures within the Union - R.501/08 - decision C(09)5593 - multinat. contract - programme 2 - BE, LU	0.0	-	-	-	-	-	-	-	-	-	-	-	-	-	-	-	-	-	-	-	-	-	-	-	-	-	-	-	-	-	-	0.005	
05 02 10 01 3800 491 C1		Measures within the Union - R.501/08 - decision C(09)5593 - programme 1 - EL, ES, IT, LV, NL, AT, PT, FI, UK	-	-	-	-	-	-	0.3	1.5	-	-	-	0.1	-	0.1	-	-	-	-	-	0.0	0.0	-	0.0	-	-	-	-	-	-	-	-	2.487	
05 02 10 01 3800 492 C1		Measures within the Union - R.501/08 - decision C(09)5593 - programme 2 - IT, LV, AT, UK	-	-	-	-	-	-	-	-	-	-	-	0.4	-	0.0	-	-	-	-	-	-	0.1	-	-	-	-	-	-	-	-	-	-	0.754	
05 02 10 01 3800 493 C1		Measures within the Union - R.501/08 - decision C(09)5593 - programme 3 - IT	-	-	-	-	-	-	-	-	-	-	-	0.2	-	-	-	-	-	-	-	-	-	-	-	-	-	-	-	-	-	-	-	0.235	
05 02 10 01 3800 494 C1		Measures within the Union - R.698/09 - decision C(09)10784 - multinat. contract - programme 1 - IE, UK	-	-	-	-	-	-	-	-	-	-	-	-	-	-	-	-	-	-	-	-	-	-	-	-	-	-	-	-	-	-	-	0.272	
05 02 10 01 3800 495 C1		Measures within the Union - R.698/09 - decision C(09)10784 - programme 1 - BG, DE, FI, FR, MT, NL, AT, PT	0.0	-	-	-	0.1	-	-	-	-	0.9	-	-	-	-	-	-	-0.1	-	0.1	0.4	-	0.2	-	-	-	-	-	-	-	-	-	1.780	
05 02 10 01 3800 496 C1		Measures within the Union - R.698/09 - decision C(09)10784 - programme 2 - FR, NL	-	-	-	-	-	-	-	-	0.6	-	-	-	-	-	-	-	-	-	-	0.3	-	-	-	-	-	-	-	-	-	-	-	-	0.952
05 02 10 01 3800 496 NA		Measures within the Union - R.698/09 - decision C(09)10784 - programme 2 - FR, NL	-	-	-	-	-	-	-	-	-	-	-	-	-	-	-	-	-	-	-	-	-	-	-	-	-	-	-	-	-	-	-	-	-
05 02 10 01 3800 496 C1		Measures within the Union - R.698/09 - decision C(09)10784 - programme 2 - FR, NL	-	-	-	-	-	-	-	-	0.6	-	-	-	-	-	-	-	-	-	-	0.3	-	-	-	-	-	-	-	-	-	-	-	-	0.932
05 02 10 01 3800 497 C1		Measures within the Union - R.698/09 - decision C(09)10784 - programme 3 - FR	-	-	-	-	-	-	-	-	-	-	-	-	-	-	-	-	-	-	-	-	-	-	-	-	-	-	-	-	-	-	-	-	-
05 02 10 01 3800 498 C1		Measures within the Union - R.501/08 - decision C(10)4312 - multinat. contract - programme 1 - ES, FR	-	-	-	-	-	-	-	-	0.2	0.2	-	-	-	-	-	-	-	-	-	-	-	-	-	-	-	-	-	-	-	-	-	-	0.321
05 02 10 01 3800 499 C1		Measures within the Union - R.501/08 - decision C(10)4312 - multinat. contract - programme 2 - ES, FR, NL	-	-	-	-	-	-	-	-	0.2	0.5	-	-	-	-	-	-	-	-	-	0.6	-	-	-	-	-	-	-	-	-	-	-	-	1.295
05 02 10 01 3800 500 C1		Measures within the Union - R.501/08 - decision C(10)4312 - multinat. contract - programme 3 - BE, FR, NL	0.1	-	-	-	-	-	-	-	1.0	-	-	-	-	-	-	-	-	-	-	0.1	-	-	-	-	-	-	-	-	-	-	-	-	1.225
05 02 10 01 3800 501 C1		Measures within the Union - R.501/08 - decision C(10)4312 - multinat. contract - programme 4 - BE, FR, UK	0.2	-	-	-	-	-	-	-	0.3	-	-	-	-	-	-	-	-	-	-	-	-	-	-	-	-	-	-	-	-	-	-	0.786	
05 02 10 01 3800 502 C1		Measures within the Union - R.501/08 - decision C(10)4312 - programme 1 - BE, CZ, DK, DE, IE, EL, FR, IT, NL, AT, PL, SI, UK	0.6	0.2	0.5	0.3	0.3	0.5	0.3	0.5	0.6	0.6	0.4	0.4	0.5	0.4	0.5	0.0	0.0	0.0	0.8	0.4	0.5	0.5	0.0	0.0	0.0	0.4	0.4	0.4	0.4	0.4	0.4	5.411	
05 02 10 01 3800 503 C1		Measures within the Union - R.501/08 - decision C(10)4312 - programme 2 - CZ, IT	-	-	0.0	-	-	-	-	-	-	-	-	-	-	-	-	-	-	-	-	-	-	-	-	-	-	-	-	-	-	-	-	-	0.582

ANNEX 33
 EXPENDITURE CHARGED AGAINST THE 2013 BUDGET
 DETAILS by SUB-ITEM and by MEMBER STATE

Budget Line	Fund Source	Item	BE	BG	CZ	DK	DE	EE	IE	EL	ES	FR	HR	IT	CY	LV	LT	LU	HU	MT	NL	AT	PL	PT	RO	SI	SK	FI	SE	UK	OE	TOTAL
05 02 10 01 3800 504	C1	Measures within the Union - R.501/08 - decision C(11)4611 - multinat. contract - programme 1 - ES, FR, PT	-	-	-	-	-	-	-	-	1.0	0.7	-	-	-	-	-	-	-	-	-	-	-	0.1	-	-	-	-	-	-	-	1.866
05 02 10 01 3800 505	C1	Measures within the Union - R.501/08 - decision C(11)4611 - multinat. contract - programme 2 - FR, IT, PT	-	-	-	-	-	-	-	-	-	0.1	0.2	-	-	-	-	-	-	-	-	-	-	0.1	-	-	-	-	-	-	-	0.408
05 02 10 01 3800 506	C1	Measures within the Union - R.501/08 - decision C(11)4611 - programme 1 - BE, BG, DE, EL, FR, IT, LV, NL, AT, PL, PT, RO, UK	0.2	0.6	-	-	0.2	-	-	0.4	-	0.5	-	1.1	-	0.1	-	-	-	-	0.1	0.3	0.3	0.3	0.2	-	-	-	-	0.6	-	4.834
05 02 10 01 3800 507	C1	Measures within the Union - R.501/08 - decision C(11)4611 - programme 2 - DE, ES, IT, LV, NL, PL	-	-	-	-	0.3	-	-	-	0.3	-	-	0.2	-	0.1	-	-	-	-	0.2	-	1.1	-	-	-	-	-	-	-	-	2.351
05 02 10 01 3800 508	C1	Measures within the Union - R.501/08 - decision C(11)4611 - programme 3 - DE, ES, PL	-	-	-	-	0.4	-	-	-	0.3	-	-	-	-	-	-	-	-	-	-	0.9	-	-	-	-	-	-	-	-	-	1.554
05 02 10 01 3800 509	C1	Measures within the Union - fruits & vegetables - R.501/08, R.688/11 - decision C(11)8145 - programme 1 - BE, BG, DE, FR, IT, NL, AT, UK	0.2	-	-	-	0.2	-	-	-	-	0.4	-	0.2	-	-	-	-	-	-	0.4	0.2	-	-	-	-	-	-	-	-	-	1.618
05 02 10 01 3800 510	C1	Measures within the Union - fruits & vegetables - R.501/08, R.688/11 - decision C(11)8145 - programme 2 - ES, IT	-	-	-	-	-	-	-	-	0.5	-	-	0.3	-	-	-	-	-	-	-	-	-	-	-	-	-	-	-	-	-	0.791
05 02 10 01 3800 511	C1	Measures within the Union - R.501/08 - decision C(12)4334 - multinat. contract - programme 1 - BE, NL	0.0	-	-	-	-	-	-	-	-	-	-	-	-	0.1	-	-	-	-	-	0.1	-	-	-	-	-	-	-	-	-	0.182
05 02 10 01 3800 512	C1	Measures within the Union - R.501/08 - decision C(12)4334 - multinat. contract - programme 2 - FR, IT	-	-	-	-	-	-	-	-	1.0	-	0.1	-	-	-	-	-	-	-	-	-	-	-	-	-	-	-	-	-	-	1.102
05 02 10 01 3800 513	C1	Measures within the Union - R.501/08 - decision C(12)4334 - multinat. contract - programme 3 - EL, RO	-	-	-	-	-	-	-	-	-	-	-	-	-	-	-	-	-	-	-	-	-	-	0.0	-	-	-	-	-	-	0.034
05 02 10 01 3800 514	C1	Measures within the Union - R.501/08 - decision C(12)4334 - programme 1 - CZ, EE, EL, ES, LT, AT, PL, PT, UK	-	-	0.1	-	-	0.0	-	0.3	0.5	-	-	-	-	0.4	0.1	-	-	-	-	0.4	0.1	-	-	-	-	-	-	-	-	2.255
05 02 10 01 3800 515	C1	Measures within the Union - R.501/08 - decision C(12)4334 - programme 2 - CZ, EL, AT, PL	-	-	0.2	-	-	-	-	0.0	-	-	-	-	-	-	0.5	0.2	-	-	-	-	-	-	-	-	-	-	-	-	-	0.982
05 02 10 01 3800 516	C1	Measures within the Union - R.501/08 - decision C(12)4334 - programme 3 - EL	-	-	-	-	-	-	-	-	-	-	-	-	-	-	-	-	-	-	-	-	-	-	-	-	-	-	-	-	-	-
05 02 10 01 3800 517	C1	Measures within the Union - R.501/08 - decision C(2012)8024 - multinat. contract - programme 1 - BE, DK, IE, FR, NL, AT, UK	0.3	-	-	0.1	-	-	-	-	-	0.6	-	-	-	-	-	-	-	-	-	0.0	-	-	-	-	-	-	-	-	-	1.111
05 02 10 01 3800 518	C1	Measures within the Union - R.501/08 - decision C(2012)8024 - multinat. contract - programme 2 - BG, EL, IT	-	-	-	-	-	-	-	-	-	-	-	0.2	-	-	-	-	-	-	-	-	-	-	-	-	-	-	-	-	-	0.217
05 02 10 01 3800 519	C1	Measures within the Union - R.501/08 - decision C(2012)8024 - programme 1 - DE, EL, IT, LV, AT, PL, SI	-	-	-	-	0.1	-	-	0.3	-	-	-	0.3	-	-	-	-	-	-	-	0.1	0.2	-	-	-	-	-	-	-	-	0.994
05 02 10 01 3800 520	C1	Measures within the Union - R.501/08 - decision C(2012)8024 - programme 2 - SI	-	-	-	-	-	-	-	-	-	-	-	-	-	-	-	-	-	-	-	-	-	-	-	0.1	-	-	-	-	-	0.064
05 02 10 01 3800 521	C1	Measures within the Union - R.501/08 - decision C(2012)8024 - multinat. contract - programme 1 - DE, IE, NL	-	-	-	-	-	-	-	0.0	-	-	-	-	-	-	-	-	-	-	-	0.0	-	-	-	-	-	-	-	-	-	0.065
05 02 10 01 3800 522	C1	Measures within the Union - R.501/08 - decision C(2012)8024 - programme 1 - BE, BG, IE, EL, ES, IT, LT, NL	-	-	-	-	-	-	-	-	-	-	-	-	0.1	-	-	-	-	-	-	-	-	-	-	-	-	-	-	-	-	0.222
05 02 10 01 3800 523	C1	Measures within the Union - R.501/08 - decision C(2012)8024 - programme 2 - EL, ES, NL	-	-	-	-	-	-	-	-	0.3	-	-	-	-	-	-	-	-	-	-	-	-	-	-	-	-	-	-	-	-	0.299
05 02 10 01 3800 524	C1	Measures within the Union - R.501/08 - decision C(2012)8024 - programme 3 - EL, NL	-	-	-	-	-	-	-	-	-	-	-	-	-	-	-	-	-	-	-	-	-	-	-	-	-	-	-	-	-	-
05 02 10 01 3800 525	C1	Measures within the Union - R.501/08 - decision C(2012)8024 - programme 4 - NL	-	-	-	-	-	-	-	-	-	-	-	-	-	-	-	-	-	-	0.0	-	-	-	-	-	-	-	-	-	-	0.039
05 02 10 01 3801 421		Third countries - R.1346/05 - decision C(07)5911 - multinat. contract - programme 1 - DK, FR	-	-	-	-	-	-	-	-	-	-	-	-	-	-	-	-	-	-	-	-	-	-	-	-	-	-	-	-	-	-
05 02 10 01 3801 423		Third countries - R.1346/05 - decision C(07)5911 - multinat. contract - programme 1 - IT	-	-	-	-	-	-	-	-	-	-	-	-	-	-	-	-	-	-	-	-	-	-	-	-	-	-	-	-	-	-
05 02 10 01 3801 424		Third countries - R.1346/05 - decision C(07)5911 - programme 2 - IT	-	-	-	-	-	-	-	-	-	-	-	-	-	-	-	-	-	-	-	-	-	-	-	-	-	-	-	-	-	-
05 02 10 01 3801 430		Third countries - R.501/2008 - decision C(2008)8233 - multinat. contract - programme 1 - BG, CY	-	-	-	-	-	-	-	-	-	-	-	-	-	-	-	-	-	-	-	-	-	-	-	-	-	-	-	-	-	-

ANNEX 33
 EXPENDITURE CHARGED AGAINST THE 2013 BUDGET
 DETAILS by SUB-ITEM and by MEMBER STATE

Budget Line	Fund source	Item	BE	BG	CZ	DK	DE	EE	IE	EL	ES	FR	HR	IT	CY	LV	LT	LU	HU	MT	NL	AT	PL	PT	RO	SI	SK	FI	SE	UK	CE	TOTAL		
05 02 10 01 3801 432		Third countries - R.501/2008 - decision C(2008)8233 - multinat. contract - programme 3 - FR, IT	-	-	-	-	-	-	-	-	-	-	-	-	-	-	-	-	-	-	-	-	-	-	-	-	-	-	-	-	-	-	-	-
05 02 10 01 3801 433 C1		Third countries - R.501/2008 - decision C(2008)8233 - programme 1 - IE, IT	-	-	-	-	-	-	-0.0	-	-	-	-	-	-	-	-	-	-	-	-	-	-	-	-	-	-	-	-	-	-	-	-	-0.022
05 02 10 01 3801 434 C1		Third countries - R.501/2008 - decision C(2008)8233 - programme 2 - EL, IT	-	-	-	-	-	-	-	0.4	-	-	-	0.0	-	-	-	-	-	-	-	-	-	-	-	-	-	-	-	-	-	-	-	0.386
05 02 10 01 3801 435		Third countries - R.501/2008 - decision C(2008)8233 - programme 3 - EL	-	-	-	-	-	-	-	-	-	-	-	-	-	-	-	-	-	-	-	-	-	-	-	-	-	-	-	-	-	-	-	-
05 02 10 01 3801 436 C1		Third countries - R.501/2008 - decision C(2009)9404 - multinat. contract - programme 1 - EL, RO	-	-	-	-	-	-	-	0.2	-	-	-	-	-	-	-	-	-	-	-	-	-	-	0.1	-	-	-	-	-	-	-	-	0.395
05 02 10 01 3801 437 C1		Third countries - R.501/2008 - decision C(2009)9404 - programme 1 - EL, FR, IT, LT, PL, PT	-	-	-	-	-	-	-	0.5	-	0.2	-	0.2	-	0.4	-	-	-	-	-	-	-	0.3	-	-	-	-	-	-	-	-	-	1.503
05 02 10 01 3801 438 C1		Third countries - R.501/2008 - decision C(2009)9404 - programme 2 - EL, IT	-	-	-	-	-	-	-	0.1	-	-	-	-	-	-	-	-	-	-	-	-	-	-	-	-	-	-	-	-	-	-	-	0.357
05 02 10 01 3801 439		Third countries - R.501/2008 - decision C(2009)9404 - programme 3 - IT	-	-	-	-	-	-	-	-	-	-	-	-	-	-	-	-	-	-	-	-	-	-	-	-	-	-	-	-	-	-	-	-
05 02 10 01 3801 440 C1		Third countries - R.501/2008 - decision C(2010)8717 - programme 1 - IT, PL, PT	-	-	-	-	-	-	-	-	-	-	-	0.1	-	-	-	-	-	-	-	-	0.5	-	-	-	-	-	-	-	-	-	-	0.650
05 02 10 01 3801 441 C1		Third countries - R.501/2008 - decision C(2010)8717 - programme 2 - EL, IT	-	-	-	-	-	-	-	-	-	-	-	0.6	-	-	-	-	-	-	-	-	-	-	-	-	-	-	-	-	-	-	-	0.634
05 02 10 01 3801 442 C1		Third countries - R.501/2008 - decision C(2010)8717 - programme 3 - IT	-	-	-	-	-	-	-	-	-	-	-	0.5	-	-	-	-	-	-	-	-	-	-	-	-	-	-	-	-	-	-	-	0.542
05 02 10 01 3801 443 C1		Third countries - fruits & vegetables - R.501/08, R.668/11 - decision C(11)8145 - programme 1 - EL, RO	-	-	-	-	-	-	-	0.3	-	-	-	-	-	-	-	-	-	-	-	-	-	-	-	-	-	-	-	-	-	-	-	0.313
05 02 10 01 3801 444 C1		Third countries - fruits & vegetables - R.501/08, R.668/11 - decision C(11)8145 - programme 2 - EL	-	-	-	-	-	-	-	0.2	-	-	-	-	-	-	-	-	-	-	-	-	-	-	-	-	-	-	-	-	-	-	-	0.155
05 02 10 01 3801 445 C1		Third countries - R.501/08 - decision C(11)8761 - multinat. contract - programme 1 - BG, RO	-	0.1	-	-	-	-	-	-	-	-	-	-	-	-	-	-	-	-	-	-	-	-	0.1	-	-	-	-	-	-	-	-	0.257
05 02 10 01 3801 446 C1		Third countries - R.501/08 - decision C(11)8761 - multinat. contract - programme 2 - FR, IT	-	-	-	-	-	-	-	-	-	-	0.5	-	0.1	-	-	-	-	-	-	-	-	-	-	-	-	-	-	-	-	-	-	0.594
05 02 10 01 3801 447 C1		Third countries - R.501/08 - decision C(11)8761 - programme 1 - BG, EL, ES, FR, IT, PL, RO, SI	-	0.5	-	-	-	-	-	0.1	0.1	0.2	-	0.2	-	0.5	-	-	-	-	-	-	0.7	-	0.0	0.1	-	-	-	-	-	-	-	2.474
05 02 10 01 3801 448 C1		Third countries - R.501/08 - decision C(11)8761 - programme 2 - BG, EL, IT, PL	-	0.0	-	-	-	-	-	0.6	-	-	-	0.6	-	0.5	-	-	-	-	-	-	-	-	-	-	-	-	-	-	-	-	-	1.725
05 02 10 01 3801 449 C1		Third countries - R.501/08 - decision C(11)8761 - programme 3 - EL, IT	-	-	-	-	-	-	-	0.2	-	-	-	0.3	-	-	-	-	-	-	-	-	-	-	-	-	-	-	-	-	-	-	-	0.456
05 02 10 01 3801 450 C1		Third countries - R.501/08 - decision C(11)8761 - programme 4 - EL	-	-	-	-	-	-	-	0.1	-	-	-	-	-	-	-	-	-	-	-	-	-	-	-	-	-	-	-	-	-	-	-	0.150
05 02 10 01 3801 451 C1		Third countries - R.501/08 - decision C(11)8761 - programme 5 - EL	-	-	-	-	-	-	-	0.4	-	-	-	-	-	-	-	-	-	-	-	-	-	-	-	-	-	-	-	-	-	-	-	0.402
05 02 10 01 3801 452 C1		Third countries - R.501/08 - decision C(11)8761 - programme 6 - EL	-	-	-	-	-	-	-	0.2	-	-	-	-	-	-	-	-	-	-	-	-	-	-	-	-	-	-	-	-	-	-	-	0.228
05 02 10 01 3801 453 C1		Third countries - R.501/08 - decision C(12)4334 - multinat. contract - programme 4 - BG, EL	-	0.0	-	-	-	-	-	0.1	-	-	-	-	-	-	-	-	-	-	-	-	-	-	-	-	-	-	-	-	-	-	-	0.146
05 02 10 01 3801 454 C1		Third countries - R.501/08 - decision C(12)4334 - programme 1 - DK	-	-	-	-	-	-	-	-	-	-	-	-	-	-	-	-	-	-	-	-	-	-	-	-	-	-	-	-	-	-	-	0.146
05 02 10 01 3801 455 C1		Third countries - R.501/08 - decision C(12)4334 - programme 4 - EL	-	-	-	-	-	-	-	0.2	-	-	-	-	-	-	-	-	-	-	-	-	-	-	-	-	-	-	-	-	-	-	-	0.196
05 02 10 01 3801 456 C1		Third countries - R.501/08 - decision C(2012)8024 - programme 1 - BE, BG	0.0	0.0	-	-	-	-	-	-	-	-	-	-	-	-	-	-	-	-	-	-	0.2	-	-	-	-	-	-	-	-	-	-	0.012
05 02 10 01 3801 457 C1		Third countries - R.501/08 - decision C(2012)8024 - programme 2 - EL, PL	-	-	-	-	-	-	-	0.0	-	-	-	-	-	-	-	-	-	-	-	-	-	-	-	-	-	-	-	-	-	-	-	0.267
05 02 10 01 3801 458		Third countries - R.501/08 - decision C(2013)2261 - multinat. contract - programme 2 - EL, RO	-	-	-	-	-	-	-	-	-	-	-	-	-	-	-	-	-	-	-	-	-	-	-	-	-	-	-	-	-	-	-	-
05 02 10 01 3801 459 C1		Third countries - R.501/08 - decision C(2013)2261 - programme 1 - CZ, FR, PL	-	-	-	-	-	-	-	-	-	0.1	-	-	-	-	-	-	-	-	-	-	-	-	-	-	-	-	-	-	-	-	-	0.115
05 02 10 01 3801 460 C1		Third countries - R.501/08 - decision C(2013)2261 - programme 2 - LT	-	-	-	-	-	-	-	-	-	-	-	-	-	-	-	0.2	-	-	-	-	-	-	-	-	-	-	-	-	-	-	-	0.227
05 02 10 01 3801 461 C1		Third countries - R.501/08 - decision C(2013)2261 - programme 3 - ES, LT	-	-	-	-	-	-	-	-	0.3	-	-	-	-	-	-	-	-	-	-	-	-	-	-	-	-	-	-	-	-	-	-	0.261
05 02 10 01	C1	Promotion measures — Payments by Member States	1.6	1.4	0.5	0.8	1.5	0.0	0.7	5.5	5.2	8.7	7.4	7.4	0.3	1.5	-	-	-	-	-	0.1	3.0	2.5	5.2	1.2	0.5	0.1	-	0.1	-	2.3	-	50.129
05 02 10 01	NA	Promotion measures — Payments by Member States	-	-	-	-	-	-	-	-	-	-	-	-	-	-	-	-	-	-	-	-	-	-	-	-	-	-	-	-	-	-	-	-

DIRECTORATE-GENERAL FOR AGRICULTURE AND RURAL DEVELOPMENT
 Directorate R. Management of resources.
 R.1. Budget management
 EAGF - 2013 FINANCIAL REPORT

EAGF-EUROPEAN AGRICULTURAL GUARANTEE FUND

ANNEX 33
 EXPENDITURE CHARGED AGAINST THE 2013 BUDGET
 DETAILS by SUB-ITEM and by MEMBER STATE

Budget Line	Source	Item	BE	BG	CZ	DK	DE	EE	IE	EL	ES	FR	HR	IT	CY	LV	LT	LU	HU	MT	NL	AT	PL	PT	RO	SI	SK	FI	SE	UK	CE	TOTAL				
05 02 10 01		Promotion measures — Payments by Member States	1.6	1.4	0.5	0.8	1.5	0.0	0.7	5.5	5.2	8.7	7.4	7.4	0.3	1.5	-	-	-	0.1	3.0	2.5	5.2	1.2	0.5	0.1	-	0.1	-	2.3	-	50.129				
05 02 10 02 3810 301	C1	Direct payments reserved for EAGF	-	-	-	-	-	-	-	-	-	-	-	-	-	-	-	-	-	-	-	-	-	-	-	-	-	-	-	-	-	1.3	1.347			
05 02 10 02	C1	Promotion measures — Direct payments by the Union	-	-	-	-	-	-	-	-	-	-	-	-	-	-	-	-	-	-	-	-	-	-	-	-	-	-	-	-	-	1.3	1.347			
05 02 10 99 0000 006		Others	-	-	-	-	-	-	-	-	-	-	-	-	-	-	-	-	-	-	-	-	-	-	-	-	-	-	-	-	-	-	-			
05 02 10 99		Other measures (promotion)	-	-	-	-	-	-	-	-	-	-	-	-	-	-	-	-	-	-	-	-	-	-	-	-	-	-	-	-	-	-	-	-		
05 02 10	C1	Promotion	1.6	1.4	0.5	0.8	1.5	0.0	0.7	5.5	5.2	8.7	7.4	7.4	0.3	1.5	-	-	-	0.1	3.0	2.5	5.2	1.2	0.5	0.1	-	0.1	-	2.3	1.3	51.476				
05 02 10	NA	Promotion	-	-	-	-	-	-	-	-	-	-	-	-	-	-	-	-	-	-	-	-	-	-	-	-	-	-	-	-	-	-	-	-		
05 02 10		Promotion	1.6	1.4	0.5	0.8	1.5	0.0	0.7	5.5	5.2	8.7	7.4	7.4	0.3	1.5	-	-	-	-	0.1	3.0	2.5	5.2	1.2	0.5	0.1	-	0.1	-	2.3	1.3	51.476			
05 02 11 01 1300 044	C1	Production aid - dried fodder - R.1234/07, Art.87 - 88 - marketing year 09/10 and earlier	-	-	-	-	-	-	-	-	-	-	-	-	-	-	-	-	0.0	-	-	-	-	-	-	-	-	-	-	-	-	-	0.001			
05 02 11 01 1300 046	C1	Production aid - dried fodder - R.1234/07, Art.87 - 88 - balance - marketing year 10/11	-	-	-	-	-	-	-	-	0.0	-	-	-	-	-	-	-	-	-	-	-	-	-	-	-	-	-	-	-	-	-	0.001			
05 02 11 01 1300 048	C1	Production aid - dried fodder - R.1234/07, Art.87 - 88 - balance - marketing year 11/12	-	-	-	-	-	-	-	-	-	-	-	-	-	-	-	-	-	-	-	-	-	-	-	-	-	-	-	-	-	-	-	-		
05 02 11 01	C1	Dried fodder	-	-	-	-	-	-	-	-	-	-	-	-	-	-	-	-	0.0	-	-	-	-	-	-	-	-	-	-	-	-	-	-	-		
05 02 11 03 0000 001		Hops - aid - producers organisations - R.1234/07, Art.102a - crop 2010 - DE	-	-	-	-	-	-	-	-	-	-	-	-	-	-	-	-	-	-	-	-	-	-	-	-	-	-	-	-	-	-	-	-	-	
05 02 11 03 0000 002		Hops - aid - producers organisations - R.1234/07, Art.102a - crop 2011 - DE	-	-	-	-	-	-	-	-	-	-	-	-	-	-	-	-	-	-	-	-	-	-	-	-	-	-	-	-	-	-	-	-	-	
05 02 11 03 0000 003	C1	Hops - aid - producers organisations - R.1234/07, Art.102a - crop 2012 - DE	-	-	-	-	2.3	-	-	-	-	-	-	-	-	-	-	-	-	-	-	-	-	-	-	-	-	-	-	-	-	-	-	-	2.277	
05 02 11 03	C1	Hops - Aid to producer organisations	-	-	-	-	2.3	-	-	-	-	-	-	-	-	-	-	-	-	-	-	-	-	-	-	-	-	-	-	-	-	-	-	2.277		
05 02 11 04 0000 001	C1	Posel - other measures - R.247/06, title III - calendar year 2009 and earlier	-	-	-	-	-	-	-	-	0.0	-	-	-	-	-	-	-	-	-	-	-	-	-	-	-	-	-	-	-	-	-	-	0.088		
05 02 11 04 0000 002	C1	Posel - supply arrangements - R.247/06, title II - calendar year 2010 - ES, FR, PT	-	-	-	-	-	-	-	-	-	-	-	-	-	-	-	-	-	-	-	-	-	-	-	-	-	-	-	-	-	-	-	-	-	
05 02 11 04 0000 003		Posel - import and supply of live animals - R.247/06, title III - calendar year 2010 - ES, FR, PT	-	-	-	-	-	-	-	-	-	-	-	-	-	-	-	-	-	-	-	-	-	-	-	-	-	-	-	-	-	-	-	-	-	
05 02 11 04 0000 004		Posel - financing of studies - demonstration projects - training - technical assistance - R.247/06, title III - calendar year 2010 - ES, FR, PT	-	-	-	-	-	-	-	-	-	-	-	-	-	-	-	-	-	-	-	-	-	-	-	-	-	-	-	-	-	-	-	-	-	
05 02 11 04 0000 005		Aegean islands - supply arrangements - R.1405/06, chapter II - calendar year 2010 - EL	-	-	-	-	-	-	-	-	-	-	-	-	-	-	-	-	-	-	-	-	-	-	-	-	-	-	-	-	-	-	-	-	-	
05 02 11 04 0000 006	C1	Posel - other measures - R.247/06, title III - calendar year 2010 - ES, FR, PT	-	-	-	-	-	-	-	-	-	-	-	-	-	-	-	-	-	-	-	-	-	-	-	-	-	-	-	-	-	-	-	-	0.009	
05 02 11 04 0000 007	C1	Posel - supply arrangements - R.247/06, title II - calendar year 2011 - ES, FR, PT	-	-	-	-	-	-	-	-	-	-	-	-	-	-	-	-	-	-	-	-	-	-	-	-	-	-	-	-	-	-	-	-	-	
05 02 11 04 0000 008	C1	Posel - import and supply of live animals - R.247/06, title III - calendar year 2011 - ES, FR, PT	-	-	-	-	-	-	-	-	-	-	-	-	-	-	-	-	-	-	-	-	-	-	-	-	-	-	-	-	-	-	-	-	-	
05 02 11 04 0000 009	C1	Posel - financing of studies - demonstration projects - training - technical assistance - R.247/06, title III - calendar year 2011 - ES, FR, PT	-	-	-	-	-	-	-	-	-	-	-	-	-	-	-	-	-	-	-	-	-	-	-	-	-	-	-	-	-	-	-	-	-	0.021
05 02 11 04 0000 010	C1	Aegean islands - supply arrangements - R.1405/06, chapter II - calendar year 2011 - EL	-	-	-	-	-	-	-	-	-	-	-	-	-	-	-	-	-	-	-	-	-	-	-	-	-	-	-	-	-	-	-	-	-	
05 02 11 04 0000 011	C1	Posel - other measures - R.247/06, title III - calendar year 2011 - ES, FR, PT	-	-	-	-	-	-	-	-	0.0	0.1	-	-	-	-	-	-	-	-	-	-	-	-	-	-	-	-	-	-	-	-	-	-	0.123	
05 02 11 04 0000 012	C1	Posel - supply arrangements - R.247/06, title II - calendar year 2012 - ES, FR, PT	-	-	-	-	-	-	-	-	17.5	6.0	-	-	-	-	-	-	-	-	-	-	-	-	-	-	-	-	-	-	-	-	-	-	28.527	
05 02 11 04 0000 013	C1	Posel - import and supply of live animals - R.247/06, title III - calendar year 2012 - ES, FR, PT	-	-	-	-	-	-	-	-	-	-	-	-	-	-	-	-	-	-	-	-	-	-	-	-	-	-	-	-	-	-	-	-	2.205	
05 02 11 04 0000 014	C1	Posel - financing of studies - demonstration projects - training - technical assistance - R.247/06, title III - calendar year 2012 - ES, FR, PT	-	-	-	-	-	-	-	-	-	-	-	-	-	-	-	-	-	-	-	-	-	-	-	-	-	-	-	-	-	-	-	-	0.256	
05 02 11 04 0000 015	C1	Aegean islands - supply arrangements - R.1405/06, chapter II - calendar year 2012 - EL	-	-	-	-	-	-	-	2.8	-	-	-	-	-	-	-	-	-	-	-	-	-	-	-	-	-	-	-	-	-	-	-	-	2.795	
05 02 11 04 0000 016	C1	Posel - other measures - R.247/06, title III - calendar year 2012 - ES, FR, PT	-	-	-	-	-	-	-	-	17.0	97.4	-	-	-	-	-	-	-	-	-	-	-	-	-	-	-	-	-	-	-	-	-	-	120.854	
05 02 11 04 0000 017	C1	Posel - supply arrangements - R.247/06, title II - calendar year 2013 - ES, FR, PT	-	-	-	-	-	-	-	-	40.8	16.0	-	-	-	-	-	-	-	-	-	-	-	-	-	-	-	-	-	-	-	-	-	-	66.957	
05 02 11 04 0000 018	C1	Posel - import and supply of live animals - R.247/06, title III - calendar year 2013 - ES, FR, PT	-	-	-	-	-	-	-	-	-	-	-	-	-	-	-	-	-	-	-	-	-	-	-	-	-	-	-	-	-	-	-	-	0.569	
05 02 11 04 0000 019	C1	Posel - financing of studies - demonstration projects - training - technical assistance - R.247/06, title III - calendar year 2013 - ES, FR, PT	-	-	-	-	-	-	-	-	-	-	-	-	-	-	-	-	-	-	-	-	-	-	-	-	-	-	-	-	-	-	-	-	0.294	

ANNEX 33
 EXPENDITURE CHARGED AGAINST THE 2013 BUDGET
 DETAILS by SUB-ITEM and by MEMBER STATE

Budget Line	Source	Item	BE	BG	CZ	DK	DE	EE	IE	EL	ES	FR	HR	IT	CY	LV	LT	LU	HU	MT	NL	AT	PL	PT	RO	SI	SK	FI	SE	UK	CE	TOTAL			
05 02 11 04 0000 020	C1	Aegean islands - supply arrangements - R.1405/06, chapter II - calendar year 2013 - EL	-	-	-	-	-	-	-	2.4	-	-	-	-	-	-	-	-	-	-	-	-	-	-	-	-	-	-	-	-	-	-	-	2.395	
05 02 11 04 0000 021	C1	Posei - supply arrangements - skimmed-milk powder - R.228/13, Art.16 - calendar year 2013 - ES	-	-	-	-	-	-	-	-	0.0	-	-	-	-	-	-	-	-	-	-	-	-	-	-	-	-	-	-	-	-	-	-	0.032	
05 02 11 04 0000 997	C1	Posei - supply arrangements - old programmes	-	-	-	-	-	-	-	-	-	-	-	-	-	-	-	-	-	-	-	-	-	-	-	-	-	-	-	-	-	-	-	0.183	
05 02 11 04 0000 998	C1	Posei - other measures - old programmes	-	-	-	-	-	-	-	-	0.2	-	-	-	-	-	-	-	-	-	-	-	-	-	-	-	-	-	-	-	-	-	-	-	
05 02 11 04 3230 997	C1	Aegean islands - supply arrangements - old programmes	-	-	-	-	-	-	-	-	-	-	-	-	-	-	-	-	-	-	-	-	-	-	-	-	-	-	-	-	-	-	-	-	
05 02 11 04 3231 998	C1	Aegean islands - other measures - old programmes	-	-	-	-	-	-	-	-	-	-	-	-	-	-	-	-	-	-	-	-	-	-	-	-	-	-	-	-	-	-	-	-	
05 02 11 04	C1	POSEI (excluding direct aids and Article 11 02 03)	-	-	-	-	-	-	-	5.2	77.2	120.5	-	-	-	-	-	-	-	-	-	-	-	22.5	-	-	-	-	-	-	-	-	-	225.394	
05 02 11 05	C1	Payments - 2006 and earlier - R.2075/92, Art.13&14 - decision 2006/472/EC	-	-	-	-	-	-	-	-	-	-	-	-	-	-	-	-	-	-	-	-	-	-	-	-	-	-	-	-	-	-	-	-	
05 02 11 05	C1	Community Tobacco Fund (excluding Article 17 03 02)	-	-	-	-	-	-	-	-	-	-	-	-	-	-	-	-	-	-	-	-	-	-	-	-	-	-	-	-	-	-	-	-	
05 02 11 99 0000 006	C1	Others - R.603/95; R.1786/03	-	-	-	-	-	-	-	-	-0.0	-	-	-	-	-	-	-	-	-	-	-	-	-	-	-	-	-	-	-	-	-	-	-0.000	
05 02 11 99 1710 055	C1	Quota buy-back - Art.14, R.2075/92 - crop 2004 and earlier	-	-	-	-	-	-	-	-	-	-	-	-	-	-	-	-	-	-	-	-	-	-	-	-	-	-	-	-	-	-	-	-	
05 02 11 99	C1	Other measures (other plant products/measures)	-	-	-	-	-	-	-	-0.0	-	-	-	-	-	-	-	-	-	-	-	-	-	-	-	-	-	-	-	-	-	-	-	-0.000	
05 02 11	C1	Other plant products/measures	-	-	-	-	-	-	-	-	-	-	-	-	-	-	-	-	-	-	-	-	-	-	-	-	-	-	-	-	-	-	-	227.645	
05 02 12 01 2000 015	C1	CN 0405 10, 0405 20 - refunds - butter - marketing year 09/10 and earlier - R.1234/07, Art.162(1)(a)(v)	-	-	-	-	2.3	-	-	5.2	77.2	120.5	-	-	-	-	-	-	0.0	-	-	-	-	-	-	-	-	-	-	-	-	-	-	-	0.020
05 02 12 01 2000 025	C1	CN 0405 90 - refunds - butter oil - marketing year 09/10 and earlier - R.1234/07, Art.162(1)(a)(v)	-	-	-	-	-	-	-	-	0.0	-	-	-	-	-	-	-	-	-	-	-	-	-	-	-	-	-	-	-	-	-	-	0.014	
05 02 12 01 2001 014	C1	Refunds - skimmed-milk powder - sugar - marketing year 09/09 and earlier - R.1255/99, Art.3	-	-	-	-	-	-	-	-	-	-	-	-	-	-	-	-	-	-	-	-	-	-	-	-	-	-	-	-	-	-	-	-	
05 02 12 01 2001 032	C1	CN 0402 10 - refunds - skimmed-milk powder - marketing year 09/10 and earlier - R.1234/07, Art.162(1)(a)(v)	-	-	-	-	-	-	-	-	-	-	-	-	-	-	-	-	-	-	-	-	-	-	-	-	-	-	-	-	-	-	-	-	
05 02 12 01 2002 015	C1	CN 0406 - refunds - cheese - marketing year 09/10 and earlier - R.1234/07, Art.162(1)(a)(v)	-	-	-	-	-	-	-	-	-	-	-	0.0	-	-	-	-	-	-	-	-	-	0.0	-	-	-	-	-	-	-	-	-	-	0.025
05 02 12 01 2003 034	C1	Powd.milk with a fat content exceeding 1,5% - sugar - marketing year 08/09 and earlier - R.1255/99, Art.31	-	-	-	-	-	-	-	-	-	-	-	-	-	-	-	-	-	-	-	-	-	-	-	-	-	-	-	-	-	-	-	-	
05 02 12 01 2003 035	C1	Condensed milk - sugar - marketing year 08/09 and earlier - R.1255/99, Art.31	-	-	-	-	-	-	-	-	-	-	-	-	-	-	-	-	-	-	-	-	-	-	-	-	-	-	-	-	-	-	-	-	
05 02 12 01 2003 036	C1	Other products - sugar - marketing year 08/09 and earlier - R.1255/99, Art.31	-	-	-	-	-	-	-	-	-	-	-	-	-	-	-	-	-	-	-	-	-	-	-	-	-	-	-	-	-	-	-	-	
05 02 12 01 2003 054	C1	CN 0402 21, 0402 29 - powd.milk with a fat content exceeding 1,5% - marketing year 09/10 and earlier - R.1234/07, Art.162(1)(a)(v)	-	-	-	-	-	-	-	-	-	-	-	-	-	-	-	-	-	-	-	-	-	-	-	-	-	-	-	-	-	-	-	-	
05 02 12 01 2003 055	C1	CN 0402 91, 0402 99 - condensed milk - marketing year 09/10 and earlier - R.1234/07, Art.162(1)(a)(v)	-	-	-	-	-	-	-	-	-	-	-	-	-	-	-	-	-	-	-	-	-	-	-	-	-	-	-	-	-	-	-	-	
05 02 12 01 2003 056	C1	CN 0401, 0403, 0404 - other products - marketing year 09/10 and earlier - R.1234/07, Art.162(1)(a)(v)	-	-	-	-	-	-	-	-	0.0	-	-	-	-	-	-	-	-	-	-	-	-	-	-	-	-	-	-	-	-	-	-	-	0.003
05 02 12 01	C1	Refunds for milk and milk products	-	-	-	-	-	-	-	-	0.0	-	-	-	-	-	-	-	-	-	-	-	-	0.0	-	-	-	-	-	-	-	-	-	0.063	
05 02 12 02 2011 001	C1	Technical costs of public storage - R.1234/07, Art.10(1)(f)	-	-	-	-	-	-	-	-	-	-	-	-	-	-	-	-	-	-	-	-	-	-	-	-	-	-	-	-	-	-	-	-	
05 02 12 02 2012 001	C1	Financial costs of public storage - R.1234/07, Art.10(1)(f)	-	-	-	-	-	-	-	-	-	-	-	-	-	-	-	-	-	-	-	-	-	-	-	-	-	-	-	-	-	-	-	-	
05 02 12 02 2013 001	C1	Other public storage costs - R.1234/07, Art.10(1)(f)	-	-	-	-	-	-	-	-	-	-	-	-	-	-	-	-	-	-	-	-	-	-	-	-	-	-	-	-	-	-	-	-	
05 02 12 02 2014 001	C1	Depreciation on purchase - R.1234/07, Art.10(1)(f)	-	-	-	-	-	-	-	-	-	-	-	-	-	-	-	-	-	-	-	-	-	-	-	-	-	-	-	-	-	-	-	-	
05 02 12 02 2014 002	C1	Complementary depreciation - R.1234/07, Art.10(1)(f)	-	-	-	-	-	-	-	-	-	-	-	-	-	-	-	-	-	-	-	-	-	-	-	-	-	-	-	-	-	-	-	-	
05 02 12 02	C1	Intervention storage of skimmed-milk powder	-	-	-	-	-	-	-	-	-	-	-	-	-	-	-	-	-	-	-	-	-	-	-	-	-	-	-	-	-	-	-	-	
05 02 12 03	C1	Aid for disposal of skimmed milk	-	-	-	-	-	-	-	-	-	-	-	-	-	-	-	-	-	-	-	-	-	-	-	-	-	-	-	-	-	-	-	-	
05 02 12 04 2030 003	C1	Private storage costs - advances - R.1234/07, Art.28a)(i)(ii) - 2010 and earlier	-	-	-	-	-	-	-	-	-	-	-	-	-	-	-	-	-	-	-	-	-	-	-	-	-	-	-	-	-	-	-	-	
05 02 12 04 2030 004	C1	Private storage costs - balance - R.1234/07, Art.28a)(i)(ii) - 2010 and earlier	-	-	-	-	-	-	-	-	-	-	-	-	-	-	-	-	-	-	-	-	-	-	-	-	-	-	-	-	-	-	-	-	
05 02 12 04 2030 005	C1	Private storage costs - advances - R.1234/07, Art.28a)(i)(ii) - 2011	-	-	-	-	-	-	-	-	-	-	-	-	-	-	-	-	-	-	-	-	-	-	-	-	-	-	-	-	-	-	-	-	
05 02 12 04 2030 006	C1	Private storage costs - balance - R.1234/07, Art.28a)(i)(ii) - 2011	-	-	-	-	-	-	-	-	-	-	-	-	-	-	-	-	-	-	-	-	-	-	-	-	-	-	-	-	-	-	-	-	
05 02 12 04 2030 007	C1	Private storage costs - advances - R.1234/07, Art.28a)(i)(ii) - 2012	-	-	-	-	-	-	-	-	-	-	-	-	-	-	-	-	-	-	-	-	-	-	-	-	-	-	-	-	-	-	-	-	
05 02 12 04 2030 008	C1	Private storage costs - balance - R.1234/07, Art.28a)(i)(ii) - 2012	-	-	-	-	-	-	-	-	-	-	-	-	-	-	-	-	-	-	-	-	-	-	-	-	-	-	-	-	-	-	-	-	
05 02 12 04 2030 008	C1	Private storage costs - balance - R.1234/07, Art.28a)(i)(ii) - 2012	0.6	-	-	-	0.1	1.0	-	0.7	-	0.1	0.7	-	-	-	-	-	-	-	-	-	0.1	-	-	-	-	-	-	-	-	-	-	-	5.901

ANNEX 33

EXPENDITURE CHARGED AGAINST THE 2013 BUDGET
DETAILS by SUB-ITEM and by MEMBER STATE

Budget Line	Fund source	Item	In EUR million																																
			BE	BG	CZ	DK	DE	EE	IE	EL	ES	FR	HR	IT	CY	LV	LT	LU	HU	MT	NL	AT	PL	PT	RO	SI	SK	FI	SE	UK	CE	TOTAL			
05 02 12 04 2030 009 C1		Private storage costs - advances - R.1234/07, Art.28a)(ii) - 2013	-	-	-	-	-	0.1	-	-	-	-	-	-	-	-	-	-	-	-	-	0.0	-	-	-	-	-	-	-	-	-	-	0.0	-	0.256
05 02 12 04 2030 010 C1		Private storage costs - balance - R.1234/07, Art.28a)(ii) - 2013	0.1	-	-	-	-	0.1	-	-	0.0	0.0	-	-	-	0.1	-	-	-	-	0.2	-	-	-	-	-	-	-	-	-	-	-	0.0	-	0.400
05 02 12 04 2031 001		Technical costs of public storage - R.1234/07, Art.10(1)e	-	-	-	-	-	-	-	-	-	-	-	-	-	-	-	-	-	-	-	-	-	-	-	-	-	-	-	-	-	-	-	-	-
05 02 12 04 2032 001		Financial costs of public storage - R.1234/07, Art.10(1)e	-	-	-	-	-	-	-	-	-	-	-	-	-	-	-	-	-	-	-	-	-	-	-	-	-	-	-	-	-	-	-	-	-
05 02 12 04 2033 001		Other public storage costs - R.1234/07, Art.10(1)e	-	-	-	-	-	-	-	-	-	-	-	-	-	-	-	-	-	-	-	-	-	-	-	-	-	-	-	-	-	-	-	-	-
05 02 12 04 2034 001		Depreciation on purchase - R.1234/07, Art.10(1)e	-	-	-	-	-	-	-	-	-	-	-	-	-	-	-	-	-	-	-	-	-	-	-	-	-	-	-	-	-	-	-	-	-
05 02 12 04 2034 002		Complementary depreciation - R.1234/07, Art.10(1)e	-	-	-	-	-	-	-	-	-	-	-	-	-	-	-	-	-	-	-	-	-	-	-	-	-	-	-	-	-	-	-	-	-
05 02 12 08 3120 011 C1		Intervention storage of butter and cream	0.6	-	-	-	-	1.1	-	1.2	0.1	0.7	-	-	-	0.1	-	-	-	-	2.6	0.0	0.1	-	-	-	-	-	-	-	-	-	0.1	0.2	7.102
05 02 12 08 3120 012 C1		School milk - R.1235/09, Art.14 - 07/08 and earlier	-	-	-	-	-	-	-	-	-	-	-	-	-	-	-	-	-	-	-	-	-	-	-	-	-	-	-	-	-	-	-	-	0.294
05 02 12 08 3120 026 C1		School milk - cat.I - R.1234/07, Art.102; R.657/08, Annex I - 09/10 and earlier	-	-	-	-	-	-	-	-	-	-	-	-	-	-	-	-	-	-	-	-	-	-	-	-	-	-	-	-	-	-	-	-	0.011
05 02 12 08 3120 027 C1		School milk - cat.II - R.1234/07, Art.102; R.657/08, Annex I - 09/10 and earlier	-	-	-	-	-	-	-	-	-	-	-	-	-	-	-	-	-	-	-	-	-	-	-	-	-	-	-	-	-	-	-	-	0.000
05 02 12 08 3120 028 C1		School milk - cat.III - R.1234/07, Art.102; R.657/08, Annex I - 09/10 and earlier	-	-	-	-	-	-	-	-	-	-	-	-	-	-	-	-	-	-	-	-	-	-	-	-	-	-	-	-	-	-	-	-	0.001
05 02 12 08 3120 029 C1		School milk - cat.IV - R.1234/07, Art.102; R.657/08, Annex I - 09/10 and earlier	-	-	-	-	-	-	-	-	-	-	-	-	-	-	-	-	-	-	-	-	-	-	-	-	-	-	-	-	-	-	-	-	0.001
05 02 12 08 3120 030 C1		School milk - cat.V - R.1234/07, Art.102; R.657/08, Annex I - 09/10 and earlier	-	-	-	-	-	-	-	-	-	-	-	-	-	-	-	-	-	-	-	-	-	-	-	-	-	-	-	-	-	-	-	-	0.001
05 02 12 08 3120 031 C1		School milk - cat.I - R.1234/07, Art.102; R.657/08, Annex I - 10/11	-	-	-	-	-	-	-	-	-	-	-	-	-	-	-	-	-	-	-	-	-	-	-	-	-	-	-	-	-	-	-	-	0.018
05 02 12 08 3120 032 C1		School milk - cat.II - R.1234/07, Art.102; R.657/08, Annex I - 10/11	-	-	-	-	-	-	-	-	-	-	-	-	-	-	-	-	-	-	-	-	-	-	-	-	-	-	-	-	-	-	-	-	0.000
05 02 12 08 3120 033 C1		School milk - cat.III - R.1234/07, Art.102; R.657/08, Annex I - 10/11	-	-	-	-	-	-	-	-	-	-	-	-	-	-	-	-	-	-	-	-	-	-	-	-	-	-	-	-	-	-	-	-	0.003
05 02 12 08 3120 034 C1		School milk - cat.IV - R.1234/07, Art.102; R.657/08, Annex I - 10/11	-	-	-	-	-	-	-	-	-	-	-	-	-	-	-	-	-	-	-	-	-	-	-	-	-	-	-	-	-	-	-	-	0.000
05 02 12 08 3120 035 C1		School milk - cat.V - R.1234/07, Art.102; R.657/08, Annex I - 10/11	-	-	-	-	-	-	-	-	-	-	-	-	-	-	-	-	-	-	-	-	-	-	-	-	-	-	-	-	-	-	-	-	0.011
05 02 12 08 3120 036 C1		School milk - cat.I - R.1234/07, Art.102; R.657/08, Annex I - 11/12	0.1	-	0.1	0.1	0.2	0.0	0.2	-	0.0	1.5	-	0.1	0.0	0.0	0.0	0.0	0.0	0.0	0.1	0.1	0.6	0.6	5.7	0.0	0.2	0.2	1.9	0.9	-	-	-	12.610	
05 02 12 08 3120 037 C1		School milk - cat.II - R.1234/07, Art.102; R.657/08, Annex I - 11/12	0.0	-	0.0	-	-	-	-	-	0.0	0.0	-	0.1	-	-	-	-	-	-	-	0.0	0.0	-	-	-	0.0	0.0	-	-	-	-	-	-	0.176
05 02 12 08 3120 038 C1		School milk - cat.III - R.1234/07, Art.102; R.657/08, Annex I - 11/12	-	-	0.0	-	-	-	-	-	0.0	1.3	-	0.3	-	0.3	-	0.0	-	-	-	-	0.0	-	0.0	-	-	0.0	-	-	-	-	-	-	1.663
05 02 12 08 3120 039 C1		School milk - cat.IV - R.1234/07, Art.102; R.657/08, Annex I - 11/12	-	-	-	-	-	-	-	-	-	0.0	-	0.6	-	0.6	-	-	-	-	-	-	-	-	-	-	-	-	-	-	-	-	-	-	0.652
05 02 12 08 3120 040 C1		School milk - cat.V - R.1234/07, Art.102; R.657/08, Annex I - 11/12	-	-	-	0.0	0.0	-	-	-	0.0	4.1	-	0.3	0.0	-	0.0	-	-	-	-	-	-	-	-	-	-	-	-	-	-	-	-	-	4.911
05 02 12 08 3120 041 C1		School milk - cat.I - R.1234/07, Art.102; R.657/08, Annex I - 12/13	0.6	0.0	0.3	0.5	5.2	0.7	0.3	-	0.3	1.2	-	0.1	0.0	0.6	0.3	0.0	1.4	0.0	0.2	0.5	9.2	-	3.8	0.0	0.4	3.4	3.0	3.3	-	-	-	35.548	
05 02 12 08 3120 042 C1		School milk - cat.II - R.1234/07, Art.102; R.657/08, Annex I - 12/13	0.0	0.0	0.0	-	-	-	-	-	0.0	0.0	-	0.1	-	-	-	-	-	-	-	-	-	-	-	-	-	-	-	-	-	-	-	-	0.287
05 02 12 08 3120 043 C1		School milk - cat.III - R.1234/07, Art.102; R.657/08, Annex I - 12/13	0.0	-	0.0	0.0	0.0	-	-	-	0.0	0.9	-	0.3	-	0.3	-	0.4	-	0.0	-	-	-	-	-	-	-	-	-	-	-	-	-	-	1.793
05 02 12 08 3120 044 C1		School milk - cat.IV - R.1234/07, Art.102; R.657/08, Annex I - 12/13	-	-	-	-	-	-	-	-	-	-	-	0.6	-	-	-	-	-	-	-	-	-	-	-	-	-	-	-	-	-	-	-	-	0.650
05 02 12 08 3120 045 C1		School milk - cat.V - R.1234/07, Art.102; R.657/08, Annex I - 12/13	-	0.0	0.0	0.0	0.0	-	0.0	-	0.0	3.0	-	0.3	0.1	-	0.0	-	-	-	-	-	-	-	-	-	-	-	-	-	-	-	-	-	4.532
05 02 12 08 3120 046 C1		School milk - cat.I - R.1234/07, Art.102; R.657/08, Annex I - 13/14	-	-	-	-	-	-	-	-	-	-	-	-	-	0.0	-	-	-	-	-	-	-	-	-	-	-	-	-	-	-	-	-	-	0.015
05 02 12 08 3120 047		School milk - cat.II - R.1234/07, Art.102; R.657/08, Annex I - 13/14	-	-	-	-	-	-	-	-	-	-	-	-	-	-	-	-	-	-	-	-	-	-	-	-	-	-	-	-	-	-	-	-	-
05 02 12 08 3120 048		School milk - cat.III - R.1234/07, Art.102; R.657/08, Annex I - 13/14	-	-	-	-	-	-	-	-	-	-	-	-	-	-	-	-	-	-	-	-	-	-	-	-	-	-	-	-	-	-	-	-	-
05 02 12 08 3120 049		School milk - cat.IV - R.1234/07, Art.102; R.657/08, Annex I - 13/14	-	-	-	-	-	-	-	-	-	-	-	-	-	-	-	-	-	-	-	-	-	-	-	-	-	-	-	-	-	-	-	-	-
05 02 12 08 3120 050		School milk - cat.V - R.1234/07, Art.102; R.657/08, Annex I - 13/14	-	-	-	-	-	-	-	-	-	-	-	-	-	-	-	-	-	-	-	-	-	-	-	-	-	-	-	-	-	-	-	-	-
05 02 12 08 0000 001 C1		Specific support - dairy sector - R.1233/09 - EU 27	0.7	0.0	0.4	0.7	5.3	0.7	0.5	-	0.4	12.0	-	2.9	0.2	0.6	0.8	0.0	1.4	0.0	0.5	0.6	9.9	0.6	9.6	0.0	0.6	4.0	6.2	4.5	-	-	63.178		
		School milk	-	-	-	-	-	-	-	-	-	-	-	-	-	-	-	-	-	-	-	-	-	-	-	-	-	-	-	-	-	-	-	-	0.007

ANNEX 33
 EXPENDITURE CHARGED AGAINST THE 2013 BUDGET
 DETAILS by SUB-ITEM and by MEMBER STATE

Budget Line	Fund Source	Item	BE	BG	CZ	DK	DE	EE	IE	EL	ES	FR	HR	IT	CY	LV	LT	LU	HU	MT	NL	AT	PL	PT	RO	SI	SK	FI	SE	UK	CE	TOTAL		
05 02 15 01 2300 117	C1	CN 1602 - pigmeat - other preparations - marketing year 10/11 and earlier - R.1234/07, Art.162(1)(a)(v)	-	-	-	-	-	-	-	-	0.0	0.0	-	0.0	-	-	-	-	-	-	-	-	-	0.0	-	-	-	-	-	-	-	0.016		
05 02 15 01 2300 118	C1	CN 0210 - pigmeat - dried, salted meats etc - marketing year 11/12 - R.1234/07, Art.162(1)(a)(v)	-	-	-	-	0.0	-	-	-	0.4	-	-	1.6	-	-	-	-	-	-	0.0	0.0	-	0.0	-	-	-	-	-	-	-	1.956		
05 02 15 01 2300 119	C1	CN 1601 - pigmeat - sausages - marketing year 11/12 - R.1234/07, Art.162(1)(a)(v)	0.0	-	-	-	0.0	-	-	-	0.0	0.0	-	0.4	-	-	0.0	-	-	-	0.0	-	-	0.3	-	-	-	-	-	-	-	0.834		
05 02 15 01 2300 120	C1	CN 1602 - pigmeat - other preparations - marketing year 11/12 - R.1234/07, Art.162(1)(a)(v)	0.0	-	-	-	-	-	-	-	0.0	0.0	-	0.1	-	-	-	-	-	-	-	0.0	0.0	-	-	-	-	-	-	-	-	0.166		
05 02 15 01 2300 121		CN 0210 - pigmeat - dried, salted meats etc - marketing year 12/13 - R.1234/07, Art.162(1)(a)(v)	0.0	-	-	-	-	-	-	-	-	-	-	-	-	-	-	-	-	-	-	-	-	-	-	-	-	-	-	-	-	0.000		
05 02 15 01 2300 122	C1	CN 1601 - pigmeat - sausages - marketing year 12/13 - R.1234/07, Art.162(1)(a)(v)	0.0	-	-	-	-	-	-	-	-	-	-	-	-	-	-	-	-	-	-	-	-	-	-	-	-	-	-	-	-	0.000		
05 02 15 01 2300 123	C1	CN 1602 - pigmeat - other preparations - marketing year 12/13 - R.1234/07, Art.162(1)(a)(v)	0.0	-	-	-	-	-	-	-	-	-	-	-	-	-	-	-	-	-	-	-	-	-	-	-	-	-	-	-	-	0.000		
05 02 15 01 2301 002	C1	Refunds for pigmeat - R.1234/07, Art.31(1)(f); R.1278/08; R.1329/08 - IE, UK	0.0	-	-	-	0.0	-	-	-	0.4	0.1	-	2.3	-	-	0.0	-	-	-	0.0	0.0	0.0	0.5	-	-	-	-	-	0.2	-	3.474		
05 02 15 02 2301 003		Private storage costs - advances - R.1234/07, Art.31(1)(f); R.68/11 - EU 28	-	-	-	-	-	-	-	-	-	-	-	-	-	-	-	-	-	-	-	-	-	-	-	-	-	-	-	-	-	-		
05 02 15 02 2301 004		Private storage costs - balance - R.1234/07, Art.31(1)(f); R.68/11 - EU 28	-	-	-	-	-	-	-	-	-	-	-	-	-	-	-	-	-	-	-	-	-	-	-	-	-	-	-	-	-	-		
05 02 15 02 2301 005		Private storage costs - payments 100% - R.1234/07, Art.31(1)(f); R.68/11 - EU 28	-	-	-	-	-	-	-	-	-	-	-	-	-	-	-	-	-	-	-	-	-	-	-	-	-	-	-	-	-	-		
05 02 15 02		Intervention storage of pigmeat	-	-	-	-	-	-	-	-	-	-	-	-	-	-	-	-	-	-	-	-	-	-	-	-	-	-	-	-	-	-		
05 02 15 03 2302 001		Exceptional markets-support measures - R.2759/75; R.1234/07	-	-	-	-	-	-	-	-	-	-	-	-	-	-	-	-	-	-	-	-	-	-	-	-	-	-	-	-	-	-	-	
05 02 15 03		Exceptional markets-support measures for pigmeat	-	-	-	-	-	-	-	-	-	-	-	-	-	-	-	-	-	-	-	-	-	-	-	-	-	-	-	-	-	-	-	
05 02 15 04 2310 109	C1	CN 0407 - eggs in shells - eggs for hatching - marketing year 10/11 and earlier - R.1234/07, Art.162(1)(a)(vi)	-	-	-	-	0.0	-	-	-	-	0.0	-	-	-	-	-	-	0.0	-	-	-	-	-	-	-	-	-	-	-	-	-	0.004	
05 02 15 04 2310 110		CN 0407 - eggs in shells - others - marketing year 10/11 and earlier - R.1234/07, Art.162(1)(a)(vi)	-	-	-	-	-	-	-	-	-	-	-	-	-	-	-	-	-	-	-	-	-	-	-	-	-	-	-	-	-	-	-	
05 02 15 04 2310 111	C1	CN 0408 - eggs not in shells - marketing year 10/11 and earlier - R.1234/07, Art.162(1)(a)(vi)	-	-	-	-	0.0	-	-	-	-	-	0.0	-	-	-	-	-	-	-	-	-	-	-	-	-	-	-	-	-	-	-	0.015	
05 02 15 04 2310 111	NA	CN 0408 - eggs not in shells - marketing year 10/11 and earlier - R.1234/07, Art.162(1)(a)(vi)	-	-	-	-	-	-	-	-	-	-	-	-	-	-	-	-	-	-	-	-	-	-	-	-	-	-	-	-	-	-	-	
05 02 15 04 2310 111		CN 0408 - eggs not in shells - marketing year 10/11 and earlier - R.1234/07, Art.162(1)(a)(vi)	-	-	-	-	0.0	-	-	-	-	-	0.0	-	-	-	-	-	-	-	-	-	-	-	-	-	-	-	-	-	-	-	0.015	
05 02 15 04 2310 112	C1	CN 0407 - eggs in shells - eggs for hatching - marketing year 11/12 - R.1234/07, Art.162(1)(a)(vi)	-	-	-	-	-	-	-	-	-	-	-	-	-	-	-	-	0.0	-	-	-	-	-	-	-	-	-	-	-	-	-	0.002	
05 02 15 04 2310 113		CN 0407 - eggs in shells - others - marketing year 11/12 - R.1234/07, Art.162(1)(a)(vi)	-	-	-	-	-	-	-	-	-	-	-	-	-	-	-	-	-	-	-	-	-	-	-	-	-	-	-	-	-	-	-	
05 02 15 04 2310 114	C1	CN 0408 - eggs not in shells - marketing year 11/12 - R.1234/07, Art.162(1)(a)(vi)	0.0	-	-	-	-	-	-	-	0.0	0.0	-	0.0	-	-	-	-	-	-	-	0.0	-	-	-	-	-	-	-	-	-	-	0.064	
05 02 15 04 2310 114	NA	CN 0408 - eggs not in shells - marketing year 11/12 - R.1234/07, Art.162(1)(a)(vi)	-	-	-	-	-	-	-	-	-	-	-	-	-	-	-	-	-	-	-	-	-	-	-	-	-	-	-	-	-	-	-	
05 02 15 04 2310 114		CN 0408 - eggs not in shells - marketing year 11/12 - R.1234/07, Art.162(1)(a)(vi)	-	-	-	-	-	-	-	-	0.0	0.0	-	0.0	-	-	-	-	-	-	-	0.0	-	-	-	-	-	-	-	-	-	-	0.064	
05 02 15 04 2310 115		CN 0408 - eggs not in shells - marketing year 11/12 - R.1234/07, Art.162(1)(a)(vi)	0.0	-	-	-	-	-	-	-	0.0	0.0	-	0.0	-	-	-	-	-	-	-	0.0	-	-	-	-	-	-	-	-	-	-	0.064	
05 02 15 04 2310 116		CN 0407 - eggs in shells - eggs for hatching - marketing year 12/13 - R.1234/07, Art.162(1)(a)(vi)	-	-	-	-	-	-	-	-	-	-	-	-	-	-	-	-	-	-	-	-	-	-	-	-	-	-	-	-	-	-	-	
05 02 15 04 2310 116		CN 0407 - eggs in shells - others - marketing year 12/13 - R.1234/07, Art.162(1)(a)(vi)	-	-	-	-	-	-	-	-	-	-	-	-	-	-	-	-	-	-	-	-	-	-	-	-	-	-	-	-	-	-	-	
05 02 15 04 2310 117		CN 0408 - eggs not in shells - marketing year 12/13 - R.1234/07, Art.162(1)(a)(vi)	-	-	-	-	-	-	-	-	-	-	-	-	-	-	-	-	-	-	-	-	-	-	-	-	-	-	-	-	-	-	-	
05 02 15 04 2310 118		CN 0407 - eggs in shells - others - marketing year 13/14 - R.1234/07, Art.162(1)(a)(vi)	-	-	-	-	-	-	-	-	-	-	-	-	-	-	-	-	-	-	-	-	-	-	-	-	-	-	-	-	-	-	-	
05 02 15 04 2310 119		CN 0408 - eggs not in shells - marketing year 13/14 - R.1234/07, Art.162(1)(a)(vi)	-	-	-	-	-	-	-	-	-	-	-	-	-	-	-	-	-	-	-	-	-	-	-	-	-	-	-	-	-	-	-	
05 02 15 04 2310 120		CN 0407 - eggs in shells - eggs for hatching - marketing year 13/14 - R.1234/07, Art.162(1)(a)(vi)	-	-	-	-	-	-	-	-	-	-	-	-	-	-	-	-	-	-	-	-	-	-	-	-	-	-	-	-	-	-	-	
05 02 15 04 2310 120		CN 0407 - eggs in shells - others - marketing year 13/14 - R.1234/07, Art.162(1)(a)(vi)	-	-	-	-	-	-	-	-	-	-	-	-	-	-	-	-	-	-	-	-	-	-	-	-	-	-	-	-	-	-	-	
05 02 15 04	C1	Refunds for eggs	0.0	-	-	-	0.0	-	-	-	0.0	0.0	-	0.0	-	-	-	-	0.0	-	-	0.0	-	-	-	-	-	-	-	-	-	-	0.094	
05 02 15 04	NA	Refunds for eggs	-	-	-	-	-	-	-	-	-	-	-	-	-	-	-	-	-	-	-	-	-	-	-	-	-	-	-	-	-	-	-	
05 02 15 04		Refunds for eggs	0.0	-	-	-	0.0	-	-	-	0.0	0.0	-	0.0	-	-	-	-	0.0	-	-	0.0	-	-	-	-	-	-	-	-	-	-	0.094	
05 02 15 05 2311 103	C1	CN 0105 - refunds for poultry - live - marketing year 10/11 and earlier - R.1234/07, Art.162(1)(a)(vii)	-	-	-	-	-	-	-	-	-	-	-	-	-	-	-	-	-	-	-	-	-	-	-	-	-	-	-	-	-	-	-	0.000

ANNEX 33
 EXPENDITURE CHARGED AGAINST THE 2013 BUDGET
 DETAILS by SUB-ITEM and by MEMBER STATE

Budget Line	Fund Source	Item	in EUR million																																
			BE	BG	CZ	DK	DE	EE	IE	EL	ES	FR	HR	IT	CY	LV	LT	LU	HU	MT	NL	AT	PL	PT	RO	SI	SK	FI	SE	UK	CE	TOTAL			
05 02 15 05 2311 104 C1		CN 0207 - refunds for poultry - meat - marketing year 10/11 and earlier - R.1234/07, Art.162(1)(a)(viii)	-	-	-	-	0.6	-	-	-	-	-0.0	-	-	-	-	-	-	-	-	-	-	-	0.0	-	-	-	-	-	-	-	-	-	-	0.562
05 02 15 05 2311 105 C1		CN 0105 - refunds for poultry - live - marketing year 11/12 - R.1234/07, Art.162(1)(a)(viii)	-	-	-	-	0.0	-	-	-	-	-	-	-	-	-	-	-	-	-	-	-	-	-	-	-	-	-	-	-	-	-	-	-	0.000
05 02 15 05 2311 106 C1		CN 0207 - refunds for poultry - meat - marketing year 11/12 - R.1234/07, Art.162(1)(a)(viii)	-	0.0	-	-	-	0.0	-	-	0.0	0.0	0.5	-	-	-	-	-	0.0	-	0.1	-	0.0	0.3	0.4	-	-	-	-	-	-	-	-	1.344	
05 02 15 05 2311 107		CN 0105 - refunds for poultry - live - marketing year 12/13 - R.1234/07, Art.162(1)(a)(viii)	-	-	-	-	-	-	-	-	-	-	-	-	-	-	-	-	-	-	-	-	-	-	-	-	-	-	-	-	-	-	-	-	-
05 02 15 05 2311 108 C1		CN 0207 - refunds for poultry - meat - marketing year 12/13 - R.1234/07, Art.162(1)(a)(viii)	-	0.4	-	-	0.3	0.5	-	-	41.2	0.3	-	-	-	-	-	-	0.8	-	0.0	-	0.1	0.2	0.4	-	-	-	-	-	-	-	-	44.202	
05 02 15 05 2311 109		CN 0105 - refunds for poultry - live - marketing year 13/14 - R.1234/07, Art.162(1)(a)(viii)	-	-	-	-	-	-	-	-	-	-	-	-	-	-	-	-	-	-	-	-	-	-	-	-	-	-	-	-	-	-	-	-	
05 02 15 05 2311 110 C1		CN 0207 - refunds for poultry - meat - marketing year 13/14 - R.1234/07, Art.162(1)(a)(viii)	-	0.0	-	-	-	-	-	-	-	-	-	-	-	-	-	-	-	-	-	-	-	-	-	-	-	-	-	-	-	-	-	0.002	
05 02 15 05 2320 013 C1		Refunds for poultrymeat	-	0.4	-	-	0.3	1.1	-	-	0.0	41.3	0.7	-	-	-	-	0.8	-	0.1	-	0.1	0.5	0.8	-	-	-	-	-	-	-	-	46.111		
05 02 15 06 2320 013 C1		Programme 2010 and earlier - R.1234/07, Art.108	-	-	-	-	-	-	-	-	0.0	-	-	-	-	-	-	-	-	-	-	-	-	-	-	-	-	-	-	-	-	-	-	0.001	
05 02 15 06 2320 013 NA		Programme 2010 and earlier - R.1234/07, Art.108	-	-	-	-	-	-	-	-	-	-	-	-	-	-	-	-	-	-	-	-	-	-	-	-	-	-	-	-	-	-	-	-	
05 02 15 06 2320 014 C1		Programme 2011 - R.1234/07, Art.108	-	-	-	-	-	-	-	-	0.0	-	-	-	-	-	-	-	-	-	-	-	-	-	-	-	-	-	-	-	-	-	-	-	
05 02 15 06 2320 014 NA		Programme 2011 - R.1234/07, Art.108	-	-	-	-	-	-	-	-	-	-	-	-	-	-	-	-	-	-	-	-	-	-	-	-	-	-	-	-	-	-	-	-	
05 02 15 06 2320 015 C1		Programme 2012 - R.1234/07, Art.108	-	0.0	-	-	0.1	-0.0	-	-	0.4	0.0	-	-	-	-	-	0.0	-	0.0	-	-	-	-	-	-	-	-	-	-	-	-	-	-0.003	
05 02 15 06 2320 015 C1		Programme 2013 - R.1234/07, Art.108	-	0.3	1.5	1.3	-	1.4	0.0	0.0	2.7	4.1	2.7	-	2.9	0.1	0.1	0.3	0.0	1.8	0.0	0.2	0.8	2.3	1.1	3.4	0.3	0.6	0.1	0.2	0.7	-	29.119		
05 02 15 06 2320 016 C1		Specific aid for bee-keeping	-	0.3	1.5	1.3	0.1	1.4	0.0	0.0	2.7	4.6	2.7	-	2.9	0.1	0.1	0.3	0.0	1.8	0.0	0.2	0.8	2.3	1.1	3.4	0.3	0.6	0.1	0.2	0.7	-	29.780		
05 02 15 06 NA		Specific aid for bee-keeping	-	-	-	-	-	-	-	-	-	-	-	-	-	-	-	-	-	-	-	-	-	-	-	-	-	-	-	-	-	-	-	-	
05 02 15 06 0000 009 C1		Specific aid for bee-keeping	-	0.3	1.5	1.3	0.1	1.4	0.0	0.0	2.7	4.6	2.7	-	2.9	0.1	0.1	0.3	0.0	1.8	0.0	0.2	0.8	2.3	1.1	3.4	0.3	0.6	0.1	0.2	0.7	-	29.780		
05 02 15 07 0000 010 C1		mixed day old chicks - industrial production - R.660/12 - IT	-	-	-	-	-	-	-	-	-	-	-	-	-	-	-	-	-	-	-	-	-	-	-	-	-	-	-	-	-	-	-	0.286	
05 02 15 07 0000 011 C1		CN 0105 11 19 - exceptional market-support measures - mixed day old chicks - rural production - R.660/12 - IT	-	-	-	-	-	-	-	-	-	-	-	0.6	-	-	-	-	-	-	-	-	-	-	-	-	-	-	-	-	-	-	-	0.583	
05 02 15 07 0000 012 C1		CN 0105 12 - exceptional market-support measures - mixed day old chicks - R.660/12 - IT	-	-	-	-	-	-	-	-	-	-	-	-	-	-	-	-	-	-	-	-	-	-	-	-	-	-	-	-	-	-	-	0.074	
05 02 15 07 0000 013 C1		CN 0105 12 - exceptional market-support measures - sexed male day old chicks - R.660/12 - IT	-	-	-	-	-	-	-	-	-	-	-	-	-	-	-	-	-	-	-	-	-	-	-	-	-	-	-	-	-	-	-	0.127	
05 02 15 07 0000 014 C1		CN 0105 12 - exceptional market-support measures - sexed female day old chicks - R.660/12 - IT	-	-	-	-	-	-	-	-	-	-	-	-	-	-	-	-	-	-	-	-	-	-	-	-	-	-	-	-	-	-	-	0.050	
05 02 15 07 C1		Exceptional market-support measures for the poultrymeat and eggs sector	-	-	-	-	-	-	-	-	-	-	-	-	-	-	-	-	-	-	-	-	-	-	-	-	-	-	-	-	-	-	-	1.093	
05 02 15 99 2390 020		Others - R.2759/75; R.2771/75; R.2777/75; R.797/04	-	-	-	-	-	-	-	-	-	-	-	-	-	-	-	-	-	-	-	-	-	-	-	-	-	-	-	-	-	-	-	-	-
05 02 15 99 C1		Other measures (pigeat, poultry, eggs, bee-keeping, other animal products)	-	-	-	-	-	-	-	-	-	-	-	-	-	-	-	-	-	-	-	-	-	-	-	-	-	-	-	-	-	-	-	-	
05 02 15 C1		Pigeat, eggs and poultry, bee-keeping and other animal products	-	0.3	1.9	1.3	0.5	2.5	0.0	0.0	2.7	5.0	44.1	-	7.0	0.1	0.1	0.3	0.0	2.6	0.0	0.3	0.8	2.4	2.1	4.2	0.3	0.6	0.1	0.2	0.8	-	80.522		
05 02 15 NA		Pigeat, eggs and poultry, bee-keeping and other animal products	-	-	-	-	-	-	-	-	-	-	-	-	-	-	-	-	-	-	-	-	-	-	-	-	-	-	-	-	-	-	-	-	
05 02 15 C1		Pigeat, eggs and poultry, bee-keeping and other animal products	-	0.3	1.9	1.3	0.5	2.5	0.0	0.0	2.7	5.0	44.1	-	7.0	0.1	0.1	0.3	0.0	2.6	0.0	0.3	0.8	2.4	2.1	4.2	0.3	0.6	0.1	0.2	0.8	-	80.522		
05 02 C1		interventions in agricultural markets	-	45.0	43.1	13.5	6.6	94.7	3.5	5.8	62.2	522.8	596.8	-	634.8	6.2	15.5	11.4	0.4	66.5	0.9	45.6	21.2	415.2	119.3	122.4	8.7	9.2	9.4	12.1	35.0	1.3	2 931.023		
05 02 C4		interventions in agricultural markets	-	23.0	-	-	-	-	-	-	51.0	26.1	-	-	-	-	-	-	-	18.6	-	-	-	-	-	-	-	-	-	-	-	-	-	-	118.741
05 02 C5		interventions in agricultural markets	-	9.9	-	0.5	0.0	6.3	-	-	0.8	16.7	11.1	-	66.6	0.1	-	-	-	0.2	-	20.3	2.4	0.1	0.9	-	-	0.0	0.2	0.5	6.9	-	143.464		
05 02 NA		interventions in agricultural markets	-	-	-	-	-	-	-	-	-	-	-	-	-	-	-	-	-	-	-	-	-	-	-	-	-	-	-	-	-	-	-	-	
05 02 C1		Single Payment Scheme - R.1782/03, title III - calendar year 2008 and earlier	-	77.9	43.1	14.0	6.6	100.9	3.5	5.8	63.1	590.6	634.0	-	701.4	6.3	15.5	11.4	0.4	66.7	0.9	84.5	23.6	415.2	120.2	122.4	8.7	9.2	9.7	12.6	41.9	1.3	3 193.229		
05 03 01 01 0000 005 C1		Single Payment Scheme - R.1782/03, title III - calendar year 2008 and earlier	-	0.0	-	-	-0.0	0.4	-	0.3	0.6	6.2	0.1	-	2.1	-	-	-	0.0	-	0.0	0.0	0.5	-	0.1	-	-	-	-	-	-	-	-	14.229	
05 03 01 01 0000 005 C5		Single Payment Scheme - R.1782/03, title III - calendar year 2008 and earlier	-	-	-	-	-	0.2	-	0.2	0.8	0.1	0.2	-	0.1	-	-	-	-	-	-	-	-	-	-	-	-	-	-	-	-	-	-	-	6.012
05 03 01 01 0000 005		Single Payment Scheme - R.1782/03, title III - calendar year 2008 and earlier	-	0.0	-	-	-0.0	0.6	-	0.5	1.4	6.3	0.2	-	2.2	-	-	-	0.0	-	0.0	0.5	-	0.1	-	-	-	-	-	-	-	-	-	20.241	
05 03 01 01 0000 006 C1		Single Payment Scheme - R.1782/03, title III - calendar year 2008 and earlier - payments - without modulation - R.1782/03, Art.10(6)	-	-	-	-	-	-	-	-	-	-	-	-	-	-	-	-	-	-	-	-	-	-	-	-	-	-	-	-	-	-	-	-	0.070
05 03 01 01 0000 006 C5		Single Payment Scheme - R.1782/03, title III - calendar year 2008 and earlier - payments - without modulation - R.1782/03, Art.10(6)	-	-	-	-	-	-	-	-	-	-	-	-	-	-	-	-	-	-	-	-	-	-	-	-	-	-	-	-	-	-	-	-	0.061

ANNEX 33
 EXPENDITURE CHARGED AGAINST THE 2013 BUDGET
 DETAILS by SUB-ITEM and by MEMBER STATE

Budget Line	Fund	Source	Item	BE	BG	CZ	DK	DE	EE	IE	EL	ES	FR	HR	IT	CY	LV	LT	LU	HU	MT	NL	AT	PL	PT	RO	SI	SK	FI	SE	UK	CE	TOTAL		
05 03 01 01 0000 006			Single Payment Scheme - R.1782/03, title III - calendar year 2008 and earlier - payments - without modulation - R.1782/03, Art.10(5)	-	-	-	-	-	-	-	0.1	-	-	-	-	-	-	-	-	-	-	-	-	-	-	-	-	-	-	-	-	-	-	0.131	
05 03 01 01 0000 007 C1			Single Payment Scheme - 0% modulation - R.73/09, title III - calendar year 2009 - BE, DK, DE, IE, EL, ES, FR, IT, LU, NL, AT, PT, SI, FI, SE	0.0	-	-	0.0	0.0	0.1	1.0	0.3	-	0.2	-	0.2	-	-	-	-	-	0.0	-	0.1	-	0.0	-	0.0	-	0.0	0.0	-	-	-	1.809	
05 03 01 01 0000 007 C5			Single Payment Scheme - 0% modulation - R.73/09, title III - calendar year 2009 - BE, DK, DE, IE, EL, ES, FR, IT, LU, NL, AT, PT, SI, FI, SE	0.0	-	-	-	0.0	-	0.1	-	-	-	0.0	-	-	-	-	-	-	-	-	-	-	0.0	-	0.0	-	0.0	-	-	-	-	0.103	
05 03 01 01 0000 007			Single Payment Scheme - 0% modulation - R.73/09, title III - calendar year 2009 - BE, DK, DE, IE, EL, ES, FR, IT, LU, NL, AT, PT, SI, FI, SE	0.0	-	-	0.0	0.0	0.2	1.0	0.3	-	0.3	-	0.3	-	-	-	-	-	-	0.0	-	0.1	-	0.0	-	0.0	-	0.0	-	-	-	1.912	
05 03 01 01 0000 008 C1			Single Payment Scheme - payments 5.000 €-300.000 € - 7% modulation - R.73/09, title III - calendar year 2009 - BE, DK, DE, IE, EL, ES, FR, IT, LU, NL, AT, PT, FI, SE	0.0	-	-	0.0	0.1	0.2	0.4	1.3	0.2	0.5	-	0.5	-	-	-	-	0.0	-	-	-	0.1	-	0.0	-	0.0	0.1	-	-	-	-	2.822	
05 03 01 01 0000 008 C5			Single Payment Scheme - payments 5.000 €-300.000 € - 7% modulation - R.73/09, title III - calendar year 2009 - BE, DK, DE, IE, EL, ES, FR, IT, LU, NL, AT, PT, FI, SE	0.0	-	-	0.0	0.2	-	0.1	-	0.0	0.1	-	0.1	-	-	-	-	-	-	-	-	-	0.0	-	0.0	0.0	-	-	-	-	-	0.427	
05 03 01 01 0000 008			Single Payment Scheme - payments 5.000 €-300.000 € - 7% modulation - R.73/09, title III - calendar year 2009 - BE, DK, DE, IE, EL, ES, FR, IT, LU, NL, AT, PT, FI, SE	0.0	-	-	0.0	0.3	0.2	0.4	1.3	0.2	0.6	-	0.6	-	-	-	-	0.0	-	-	-	0.1	-	0.0	-	0.0	0.2	-	-	-	-	3.249	
05 03 01 01 0000 009 C1			Single Payment Scheme - payments > 300.000 € - 11% modulation - R.73/09, title III - calendar year 2009 - BE, DK, DE, IE, EL, ES, FR, IT, LU, NL, AT, PT, FI, SE	-	-	-	-	0.0	-	-	0.5	-	-	-	-	-	-	-	-	-	-	-	-	-	-	-	-	-	-	-	-	-	-	0.488	
05 03 01 01 0000 009 C5			Single Payment Scheme - payments > 300.000 € - 11% modulation - R.73/09, title III - calendar year 2009 - BE, DK, DE, IE, EL, ES, FR, IT, LU, NL, AT, PT, FI, SE	-	-	-	-	0.0	-	0.0	-	-	-	0.0	-	-	-	-	-	-	-	-	-	-	-	-	-	-	-	-	-	-	-	0.074	
05 03 01 01 0000 009			Single Payment Scheme - payments > 300.000 € - 11% modulation - R.73/09, title III - calendar year 2009 - BE, DK, DE, IE, EL, ES, FR, IT, LU, NL, AT, PT, FI, SE	-	-	-	-	0.1	-	0.0	-	0.5	-	-	-	-	-	-	-	-	-	-	-	-	-	-	-	-	-	-	-	-	-	0.562	
05 03 01 01 0000 011 C1			Single Payment Scheme - payments < 5.000 € - 14% modulation - R.73/09, title III - calendar year 2009 - England, UK	-	-	-	-	-	-	-	-	-	-	-	-	-	-	-	-	-	-	-	-	-	-	-	-	-	-	-	-	-	-	-	-0.305
05 03 01 01 0000 011 C5			Single Payment Scheme - payments < 5.000 € - 14% modulation - R.73/09, title III - calendar year 2009 - England, UK	-	-	-	-	-	-	-	-	-	-	-	-	-	-	-	-	-	-	-	-	-	-	-	-	-	-	-	-	-	-	-	0.066
05 03 01 01 0000 011			Single Payment Scheme - payments < 5.000 € - 14% modulation - R.73/09, title III - calendar year 2009 - England, UK	-	-	-	-	-	-	-	-	-	-	-	-	-	-	-	-	-	-	-	-	-	-	-	-	-	-	-	-	-	-	-	-0.239
05 03 01 01 0000 012 C1			Single Payment Scheme - payments > 5.000 € - 19% modulation - R.73/09, title III - calendar year 2009 - England, UK	-	-	-	-	-	-	-	-	-	-	-	-	-	-	-	-	-	-	-	-	-	-	-	-	-	-	-	-	-	-	-	1.164
05 03 01 01 0000 012 C5			Single Payment Scheme - payments > 5.000 € - 19% modulation - R.73/09, title III - calendar year 2009 - England, UK	-	-	-	-	-	-	-	-	-	-	-	-	-	-	-	-	-	-	-	-	-	-	-	-	-	-	-	-	-	-	-	1.227
05 03 01 01 0000 012			Single Payment Scheme - payments > 5.000 € - 19% modulation - R.73/09, title III - calendar year 2009 - England, UK	-	-	-	-	-	-	-	-	-	-	-	-	-	-	-	-	-	-	-	-	-	-	-	-	-	-	-	-	-	-	-	2.391
05 03 01 01 0000 013 C1			Single Payment Scheme - payments < 5.000 € - 7% modulation - R.73/09, title III - calendar year 2009 - Northern Ireland, UK	-	-	-	-	-	-	-	-	-	-	-	-	-	-	-	-	-	-	-	-	-	-	-	-	-	-	-	-	-	-	-	0.066
05 03 01 01 0000 013 C5			Single Payment Scheme - payments < 5.000 € - 7% modulation - R.73/09, title III - calendar year 2009 - Northern Ireland, UK	-	-	-	-	-	-	-	-	-	-	-	-	-	-	-	-	-	-	-	-	-	-	-	-	-	-	-	-	-	-	-	0.016
05 03 01 01 0000 013			Single Payment Scheme - payments < 5.000 € - 7% modulation - R.73/09, title III - calendar year 2009 - Northern Ireland, UK	-	-	-	-	-	-	-	-	-	-	-	-	-	-	-	-	-	-	-	-	-	-	-	-	-	-	-	-	-	-	-	0.102
05 03 01 01 0000 014 C1			Single Payment Scheme - payments > 5.000 € - 12% modulation - R.73/09, title III - calendar year 2009 - Northern Ireland, UK	-	-	-	-	-	-	-	-	-	-	-	-	-	-	-	-	-	-	-	-	-	-	-	-	-	-	-	-	-	-	-	0.117

ANNEX 33
 EXPENDITURE CHARGED AGAINST THE 2013 BUDGET
 DETAILS by SUB-ITEM and by MEMBER STATE

Budget Line	Fund Source	Item	BE	BG	CZ	DK	DE	EE	IE	EL	ES	FR	HR	IT	CY	LV	LT	LU	HU	MT	NL	AT	PL	PT	RO	SI	SK	FI	SE	UK	CE	TOTAL						
05 03 01 01 0000 014	C5	Single Payment Scheme - payments > 5.000 € - 12% modulation - R.73/09, title III - calendar year 2009 - Northern Ireland, UK	-	-	-	-	-	-	-	-	-	-	-	-	-	-	-	-	-	-	-	-	-	-	-	-	-	-	-	-	-	-	-	0.0	-	0.013		
05 03 01 01 0000 014	C5	Single Payment Scheme - payments > 5.000 € - 12% modulation - R.73/09, title III - calendar year 2009 - Northern Ireland, UK	-	-	-	-	-	-	-	-	-	-	-	-	-	-	-	-	-	-	-	-	-	-	-	-	-	-	-	-	-	-	-	-	0.1	-	0.130	
05 03 01 01 0000 015	C1	Single Payment Scheme - payments < 5.000 € - 4,2% modulation - R.73/09, title III - calendar year 2009 - Wales, UK	-	-	-	-	-	-	-	-	-	-	-	-	-	-	-	-	-	-	-	-	-	-	-	-	-	-	-	-	-	-	-	-	0.3	-	0.276	
05 03 01 01 0000 015	C5	Single Payment Scheme - payments < 5.000 € - 4,2% modulation - R.73/09, title III - calendar year 2009 - Wales, UK	-	-	-	-	-	-	-	-	-	-	-	-	-	-	-	-	-	-	-	-	-	-	-	-	-	-	-	-	-	-	-	-	0.0	-	0.000	
05 03 01 01 0000 015	C5	Single Payment Scheme - payments < 5.000 € - 4,2% modulation - R.73/09, title III - calendar year 2009 - Wales, UK	-	-	-	-	-	-	-	-	-	-	-	-	-	-	-	-	-	-	-	-	-	-	-	-	-	-	-	-	-	-	-	-	0.3	-	0.276	
05 03 01 01 0000 016	C1	Single Payment Scheme - payments 5.000 €-300.000 € - 9,2% modulation - R.73/09, title III - calendar year 2009 - Wales, UK	-	-	-	-	-	-	-	-	-	-	-	-	-	-	-	-	-	-	-	-	-	-	-	-	-	-	-	-	-	-	-	-	0.1	-	0.081	
05 03 01 01 0000 016	C5	Single Payment Scheme - payments 5.000 €-300.000 € - 9,2% modulation - R.73/09, title III - calendar year 2009 - Wales, UK	-	-	-	-	-	-	-	-	-	-	-	-	-	-	-	-	-	-	-	-	-	-	-	-	-	-	-	-	-	-	-	-	0.0	-	0.004	
05 03 01 01 0000 016	C5	Single Payment Scheme - payments 5.000 €-300.000 € - 9,2% modulation - R.73/09, title III - calendar year 2009 - Wales, UK	-	-	-	-	-	-	-	-	-	-	-	-	-	-	-	-	-	-	-	-	-	-	-	-	-	-	-	-	-	-	-	-	0.1	-	0.085	
05 03 01 01 0000 017	C1	Single Payment Scheme - payments > 300.000 € - 11% modulation - R.73/09, title III - calendar year 2009 - Wales, UK	-	-	-	-	-	-	-	-	-	-	-	-	-	-	-	-	-	-	-	-	-	-	-	-	-	-	-	-	-	-	-	-	-	-	-	
05 03 01 01 0000 018	C1	Single Payment Scheme - payments < 5.000 € - 8,5% modulation - R.73/09, title III - calendar year 2009 - Scotland, UK	-	-	-	-	-	-	-	-	-	-	-	-	-	-	-	-	-	-	-	-	-	-	-	-	-	-	-	-	-	-	-	-	0.1	-	0.063	
05 03 01 01 0000 019	C1	Single Payment Scheme - payments > 5.000 € - 13,5% modulation - R.73/09, title III - calendar year 2009 - Scotland, UK	-	-	-	-	-	-	-	-	-	-	-	-	-	-	-	-	-	-	-	-	-	-	-	-	-	-	-	-	-	-	-	-	0.0	-	0.000	
05 03 01 01 0000 020	C1	Single Payment Scheme - 0% modulation - R.73/09, title III - calendar year 2010 - BE, DK, DE, IE, EL, ES, FR, IT, LU, MT, NL, AT, PT, SI, FI, SE	0.0	-	-	0.0	-	0.0	-	0.2	-	0.6	-	1.8	-	-	-	-	-	-	0.0	0.0	0.0	-	0.0	-	0.0	-	0.0	0.0	-	-	-	-	-	-	2.171	
05 03 01 01 0000 020	C5	Single Payment Scheme - 0% modulation - R.73/09, title III - calendar year 2010 - BE, DK, DE, IE, EL, ES, FR, IT, LU, MT, NL, AT, PT, SI, FI, SE	0.0	-	-	0.0	-	0.0	-	0.2	-	0.9	-	0.1	-	-	-	-	-	-	0.0	0.0	0.0	-	0.0	-	0.0	-	0.0	0.0	-	-	-	-	-	-	1.283	
05 03 01 01 0000 020	NA	Single Payment Scheme - 0% modulation - R.73/09, title III - calendar year 2010 - BE, DK, DE, IE, EL, ES, FR, IT, LU, MT, NL, AT, PT, SI, FI, SE	-	-	-	-	-	-	-	-	-	-	-	-	-	-	-	-	-	-	-	-	-	-	-	-	-	-	-	-	-	-	-	-	-	-	-	
05 03 01 01 0000 020	C2	Single Payment Scheme - 0% modulation - R.73/09, title III - calendar year 2010 - BE, DK, DE, IE, EL, ES, FR, IT, LU, MT, NL, AT, PT, SI, FI, SE	0.0	-	-	0.0	0.1	-	0.4	-	0.6	1.5	-	1.9	-	-	-	-	-	-	0.0	0.0	0.0	-	0.0	-	0.0	-	0.0	0.0	-	-	-	-	-	-	3.454	
05 03 01 01 0000 021	C1	Single Payment Scheme - payments 5.000 €-300.000 € - 8% modulation - R.73/09, title III - calendar year 2010 - BE, DK, DE, IE, EL, ES, FR, IT, LU, NL, AT, PT, FI, SE	0.0	-	-	0.0	0.3	-	0.4	-	1.4	0.2	2.4	-	2.4	-	-	-	-	-	0.0	0.1	0.1	-	0.0	-	0.0	-	0.0	0.0	-	-	-	-	-	-	5.102	
05 03 01 01 0000 021	C5	Single Payment Scheme - payments 5.000 €-300.000 € - 8% modulation - R.73/09, title III - calendar year 2010 - BE, DK, DE, IE, EL, ES, FR, IT, LU, NL, AT, PT, FI, SE	0.0	-	-	0.0	0.1	-	0.2	-	2.1	0.2	0.2	-	0.2	-	-	-	-	-	0.2	0.0	0.0	-	0.0	-	0.0	-	0.0	0.0	-	-	-	-	-	-	3.061	
05 03 01 01 0000 021	NA	Single Payment Scheme - payments 5.000 €-300.000 € - 8% modulation - R.73/09, title III - calendar year 2010 - BE, DK, DE, IE, EL, ES, FR, IT, LU, NL, AT, PT, FI, SE	-	-	-	-	-	-	-	-	-	-	-	-	-	-	-	-	-	-	-	-	-	-	-	-	-	-	-	-	-	-	-	-	-	-	-	
05 03 01 01 0000 021	C2	Single Payment Scheme - payments 5.000 €-300.000 € - 8% modulation - R.73/09, title III - calendar year 2010 - BE, DK, DE, IE, EL, ES, FR, IT, LU, NL, AT, PT, FI, SE	0.0	-	-	0.0	0.4	-	0.7	-	3.5	0.4	2.6	-	2.6	-	-	-	-	-	0.4	0.1	0.1	-	0.0	-	0.0	-	0.0	0.1	-	-	-	-	-	-	8.164	
05 03 01 01 0000 022	C1	Single Payment Scheme - payments > 300.000 € - 12% modulation - R.73/09, title III - calendar year 2010 - BE, DK, DE, IE, EL, ES, FR, IT, LU, NL, AT, PT, FI, SE	0.0	-	-	-	-	-	-	-	-	0.0	-	0.0	-	-	-	-	-	-	-	-	-	-	-	-	-	-	-	-	-	-	-	-	-	-	-	0.108

ANNEX 33

EXPENDITURE CHARGED AGAINST THE 2013 BUDGET
 DETAILS by SUB-ITEM and by MEMBER STATE

Budget Line	Fund Source	Item	BE	BG	CZ	DK	DE	EE	IE	EL	ES	FR	HR	IT	CY	LV	LT	LU	HU	MT	NL	AT	PL	PT	RO	SI	SK	FI	SE	UK	CE	TOTAL		
05 03 01 01 0000 022	C5	Single Payment Scheme - payments > 300.000 € - 12% modulation - R.73/09, title III - calendar year 2010 - BE, DK, DE, IE, EL, ES, FR, IT, LU, NL, AT, PT, FI, SE					0.0		0.1		0.0				0.0							0.0												0.166
05 03 01 01 0000 022		Single Payment Scheme - payments > 300.000 € - 12% modulation - R.73/09, title III - calendar year 2010 - BE, DK, DE, IE, EL, ES, FR, IT, LU, NL, AT, PT, FI, SE	0.0				0.1		0.1		0.0			0.0																				0.274
05 03 01 01 0000 023	C1	Single Payment Scheme - payments < 5.000 € - 14% modulation - R.73/09, title III - calendar year 2010 - England, UK																																-0.688
05 03 01 01 0000 023	C5	Single Payment Scheme - payments < 5.000 € - 14% modulation - R.73/09, title III - calendar year 2010 - England, UK																																0.178
05 03 01 01 0000 023		Single Payment Scheme - payments < 5.000 € - 14% modulation - R.73/09, title III - calendar year 2010 - England, UK																																-0.510
05 03 01 01 0000 024	C1	Single Payment Scheme - payments > 5.000 € - 19% modulation - R.73/09, title III - calendar year 2010 - England, UK																																1.354
05 03 01 01 0000 024	C5	Single Payment Scheme - payments > 5.000 € - 19% modulation - R.73/09, title III - calendar year 2010 - England, UK																																1.630
05 03 01 01 0000 024		Single Payment Scheme - payments > 5.000 € - 19% modulation - R.73/09, title III - calendar year 2010 - England, UK																																2.985
05 03 01 01 0000 025	C1	Single Payment Scheme - payments < 5.000 € - 8% modulation - R.73/09, title III - calendar year 2010 - Northern Ireland, UK																																0.128
05 03 01 01 0000 025	C5	Single Payment Scheme - payments < 5.000 € - 8% modulation - R.73/09, title III - calendar year 2010 - Northern Ireland, UK																																0.056
05 03 01 01 0000 025		Single Payment Scheme - payments < 5.000 € - 8% modulation - R.73/09, title III - calendar year 2010 - Northern Ireland, UK																																0.184
05 03 01 01 0000 026	C1	Single Payment Scheme - payments > 5.000 € - 13% modulation - R.73/09, title III - calendar year 2010 - Northern Ireland, UK																																0.210
05 03 01 01 0000 026	C5	Single Payment Scheme - payments > 5.000 € - 13% modulation - R.73/09, title III - calendar year 2010 - Northern Ireland, UK																																0.044
05 03 01 01 0000 026		Single Payment Scheme - payments > 5.000 € - 13% modulation - R.73/09, title III - calendar year 2010 - Northern Ireland, UK																																0.254
05 03 01 01 0000 027	C1	Single Payment Scheme - payments < 5.000 € - 5,8% modulation - R.73/09, title III - calendar year 2010 - Wales, UK																																0.433
05 03 01 01 0000 027	C5	Single Payment Scheme - payments < 5.000 € - 5,8% modulation - R.73/09, title III - calendar year 2010 - Wales, UK																																0.041
05 03 01 01 0000 027		Single Payment Scheme - payments < 5.000 € - 5,8% modulation - R.73/09, title III - calendar year 2010 - Wales, UK																																0.474
05 03 01 01 0000 028	C1	Single Payment Scheme - payments 5.000 €-300.000 2010 - Wales, UK																																0.082
05 03 01 01 0000 028	C5	Single Payment Scheme - payments 5.000 €-300.000 2010 - Wales, UK																																0.046
05 03 01 01 0000 028		Single Payment Scheme - payments 5.000 €-300.000 2010 - Wales, UK																																0.128
05 03 01 01 0000 029		Single Payment Scheme - payments > 300.000 € - 12% modulation - R.73/09, title III - calendar year 2010 - Wales, UK																																-

ANNEX 33
 EXPENDITURE CHARGED AGAINST THE 2013 BUDGET
 DETAILS by SUB-ITEM and by MEMBER STATE

Budget Line	Fund source	Item	BE	BG	CZ	DK	DE	EE	IE	EL	ES	FR	HR	IT	CY	LV	LT	LU	HU	MT	NL	AT	PL	PT	RO	SI	SK	FI	SE	UK	GE	TOTAL													
05 03 01 01 0000 030 C1		Single Payment Scheme - payments < 5.000 € - 9% modulation - R.73/09, title III - calendar year 2010 - Scotland, UK	-	-	-	-	-	-	-	-	-	-	-	-	-	-	-	-	-	-	-	-	-	-	-	-	-	-	-	-	-	-	-	0.1	-	0.1	-	0.141							
05 03 01 01 0000 030 C5		Single Payment Scheme - payments < 5.000 € - 9% modulation - R.73/09, title III - calendar year 2010 - Scotland, UK	-	-	-	-	-	-	-	-	-	-	-	-	-	-	-	-	-	-	-	-	-	-	-	-	-	-	-	-	-	-	-	-	-	-	-	0.005							
05 03 01 01 0000 030		Single Payment Scheme - payments < 5.000 € - 9% modulation - R.73/09, title III - calendar year 2010 - Scotland, UK	-	-	-	-	-	-	-	-	-	-	-	-	-	-	-	-	-	-	-	-	-	-	-	-	-	-	-	-	-	-	-	-	-	-	-	0.145							
05 03 01 01 0000 031 C1		Single Payment Scheme - payments > 5.000 € - 14% modulation - R.73/09, title III - calendar year 2010 - Scotland, UK	-	-	-	-	-	-	-	-	-	-	-	-	-	-	-	-	-	-	-	-	-	-	-	-	-	-	-	-	-	-	-	-	-	-	-	0.001							
05 03 01 01 0000 031 C5		Single Payment Scheme - payments > 5.000 € - 14% modulation - R.73/09, title III - calendar year 2010 - Scotland, UK	-	-	-	-	-	-	-	-	-	-	-	-	-	-	-	-	-	-	-	-	-	-	-	-	-	-	-	-	-	-	-	-	-	-	-	0.008							
05 03 01 01 0000 031		Single Payment Scheme - payments > 5.000 € - 14% modulation - R.73/09, title III - calendar year 2010 - Scotland, UK	-	-	-	-	-	-	-	-	-	-	-	-	-	-	-	-	-	-	-	-	-	-	-	-	-	-	-	-	-	-	-	-	-	-	-	0.009							
05 03 01 01 0000 032 C1		Single Payment Scheme - 0% modulation - R.73/09, title III - calendar year 2011 - BE, DK, DE, IE, EL, ES, FR, IT, LU, MT, NL, AT, PT, SI, FI, SE	0.1	-	-	0.0	0.1	1.1	-2.4	0.5	-	0.1	-	-	-	-	-	-	-	-	0.0	0.1	0.0	-	0.1	-	-	-	-	-	-	-	-	-	-	-	-	-	-	0.203					
05 03 01 01 0000 032 C5		Single Payment Scheme - 0% modulation - R.73/09, title III - calendar year 2011 - BE, DK, DE, IE, EL, ES, FR, IT, LU, MT, NL, AT, PT, SI, FI, SE	0.0	-	-	0.0	0.1	0.3	-	0.5	-	0.5	-	-	-	-	-	-	-	-	-	0.1	0.1	-	0.0	-	-	-	-	-	-	-	-	-	-	-	-	-	-	1.640					
05 03 01 01 0000 032 NA		Single Payment Scheme - 0% modulation - R.73/09, title III - calendar year 2011 - BE, DK, DE, IE, EL, ES, FR, IT, LU, MT, NL, AT, PT, SI, FI, SE	-	-	-	-	-	-	-	-	-	-	-	-	-	-	-	-	-	-	-	-	-	-	-	-	-	-	-	-	-	-	-	-	-	-	-	-	-						
05 03 01 01 0000 032		Single Payment Scheme - 0% modulation - R.73/09, title III - calendar year 2011 - BE, DK, DE, IE, EL, ES, FR, IT, LU, MT, NL, AT, PT, SI, FI, SE	0.1	-	-	0.0	0.2	1.4	-2.4	1.0	-	0.6	-	-	-	-	-	-	-	-	-	0.2	0.1	-	0.1	-	-	-	-	-	-	-	-	-	-	-	-	-	-	1.438					
05 03 01 01 0000 033 C1		Single Payment Scheme - payments 5.000 €-300.000 € - 9% modulation - R.73/09, title III - calendar year 2011 - BE, DK, DE, IE, EL, ES, FR, IT, LU, NL, AT, PT, FI, SE	0.0	-	-	0.1	0.7	1.1	-	1.1	0.8	-	1.6	-	-	-	-	-	-	-	-	0.4	0.1	-	0.1	-	-	-	-	-	-	-	-	-	-	-	-	-	-	-	5.896				
05 03 01 01 0000 033 C5		Single Payment Scheme - payments 5.000 €-300.000 € - 9% modulation - R.73/09, title III - calendar year 2011 - BE, DK, DE, IE, EL, ES, FR, IT, LU, NL, AT, PT, FI, SE	0.0	-	-	0.0	0.2	0.3	-	0.9	1.3	-	0.6	-	-	-	-	-	-	-	-	0.4	0.1	-	0.0	-	-	-	-	-	-	-	-	-	-	-	-	-	-	-	3.916				
05 03 01 01 0000 033 NA		Single Payment Scheme - payments 5.000 €-300.000 € - 9% modulation - R.73/09, title III - calendar year 2011 - BE, DK, DE, IE, EL, ES, FR, IT, LU, NL, AT, PT, FI, SE	-	-	-	-	-	-	-	-	-	-	-	-	-	-	-	-	-	-	-	-	-	-	-	-	-	-	-	-	-	-	-	-	-	-	-	-	-	-					
05 03 01 01 0000 033		Single Payment Scheme - payments 5.000 €-300.000 € - 9% modulation - R.73/09, title III - calendar year 2011 - BE, DK, DE, IE, EL, ES, FR, IT, LU, NL, AT, PT, FI, SE	0.0	-	-	0.1	0.9	1.4	-	2.0	2.0	-	2.2	-	-	-	-	-	-	-	-	0.8	0.2	-	0.1	-	-	-	-	-	-	-	-	-	-	-	-	-	-	-	9.812				
05 03 01 01 0000 034 C1		Single Payment Scheme - payments > 300.000 € - 13% modulation - R.73/09, title III - calendar year 2011 - BE, DK, DE, IE, EL, ES, FR, IT, LU, NL, AT, PT, FI, SE	-	-	-	-	0.0	-	-	0.0	-	0.1	-	-	-	-	-	-	-	-	-	-	-	0.0	-	-	-	-	-	-	-	-	-	-	-	-	-	-	-	-	-	0.115			
05 03 01 01 0000 034 C5		Single Payment Scheme - payments > 300.000 € - 13% modulation - R.73/09, title III - calendar year 2011 - BE, DK, DE, IE, EL, ES, FR, IT, LU, NL, AT, PT, FI, SE	-	-	-	-	0.0	-	-	0.0	-	-	-	-	-	-	-	-	-	-	-	-	-	-	-	-	-	-	-	-	-	-	-	-	-	-	-	-	-	-	0.047				
05 03 01 01 0000 034		Single Payment Scheme - payments > 300.000 € - 13% modulation - R.73/09, title III - calendar year 2011 - BE, DK, DE, IE, EL, ES, FR, IT, LU, NL, AT, PT, FI, SE	-	-	-	-	0.0	-	-	0.0	-	-	-	-	-	-	-	-	-	-	-	-	-	-	-	-	-	-	-	-	-	-	-	-	-	-	-	-	-	-	0.161				
05 03 01 01 0000 035 C1		Single Payment Scheme - payments < 5.000 € - 14% modulation - R.73/09, title III - calendar year 2011 - England, UK	-	-	-	-	-	-	-	-	-	-	-	-	-	-	-	-	-	-	-	-	-	-	-	-	-	-	-	-	-	-	-	-	-	-	-	-	-	-	-	-	-	-	0.104
05 03 01 01 0000 035 C5		Single Payment Scheme - payments < 5.000 € - 14% modulation - R.73/09, title III - calendar year 2011 - England, UK	-	-	-	-	-	-	-	-	-	-	-	-	-	-	-	-	-	-	-	-	-	-	-	-	-	-	-	-	-	-	-	-	-	-	-	-	-	-	-	-	-	-	0.147

ANNEX 33
 EXPENDITURE CHARGED AGAINST THE 2013 BUDGET
 DETAILS by SUB-ITEM and by MEMBER STATE

Budget Line	Fund Source	Item	BE	BG	CZ	DK	DE	EE	IE	EL	ES	FR	HR	IT	CY	LV	LT	LU	HU	MT	NL	AT	PL	PT	RO	SI	SK	FI	SE	UK	CE	TOTAL		
05 03 01 01 0000 035		Single Payment Scheme - payments < 5.000 € - 14% modulation - R.73/09, title III - calendar year 2011 - England, UK	-	-	-	-	-	-	-	-	-	-	-	-	-	-	-	-	-	-	-	-	-	-	-	-	-	-	-	-	-	-	0.043	
05 03 01 01 0000 036 C1		Single Payment Scheme - payments > 5.000 € - 19% modulation - R.73/09, title III - calendar year 2011 - England, UK	-	-	-	-	-	-	-	-	-	-	-	-	-	-	-	-	-	-	-	-	-	-	-	-	-	-	-	-	-	-	1.938	
05 03 01 01 0000 036 C5		Single Payment Scheme - payments > 5.000 € - 19% modulation - R.73/09, title III - calendar year 2011 - England, UK	-	-	-	-	-	-	-	-	-	-	-	-	-	-	-	-	-	-	-	-	-	-	-	-	-	-	-	-	-	-	0.634	
05 03 01 01 0000 036		Single Payment Scheme - payments > 5.000 € - 19% modulation - R.73/09, title III - calendar year 2011 - England, UK	-	-	-	-	-	-	-	-	-	-	-	-	-	-	-	-	-	-	-	-	-	-	-	-	-	-	-	-	-	-	2.572	
05 03 01 01 0000 037 C1		Single Payment Scheme - payments < 5.000 € - 9% modulation - R.73/09, title III - calendar year 2011 - Northern Ireland, UK	-	-	-	-	-	-	-	-	-	-	-	-	-	-	-	-	-	-	-	-	-	-	-	-	-	-	-	-	-	-	0.435	
05 03 01 01 0000 037 C5		Single Payment Scheme - payments < 5.000 € - 9% modulation - R.73/09, title III - calendar year 2011 - Northern Ireland, UK	-	-	-	-	-	-	-	-	-	-	-	-	-	-	-	-	-	-	-	-	-	-	-	-	-	-	-	-	-	-	0.128	
05 03 01 01 0000 037		Single Payment Scheme - payments < 5.000 € - 9% modulation - R.73/09, title III - calendar year 2011 - Northern Ireland, UK	-	-	-	-	-	-	-	-	-	-	-	-	-	-	-	-	-	-	-	-	-	-	-	-	-	-	-	-	-	-	0.563	
05 03 01 01 0000 038 C1		Single Payment Scheme - payments > 5.000 € - 14% modulation - R.73/09, title III - calendar year 2011 - Northern Ireland, UK	-	-	-	-	-	-	-	-	-	-	-	-	-	-	-	-	-	-	-	-	-	-	-	-	-	-	-	-	-	-	0.259	
05 03 01 01 0000 038 C5		Single Payment Scheme - payments > 5.000 € - 14% modulation - R.73/09, title III - calendar year 2011 - Northern Ireland, UK	-	-	-	-	-	-	-	-	-	-	-	-	-	-	-	-	-	-	-	-	-	-	-	-	-	-	-	-	-	-	0.230	
05 03 01 01 0000 038		Single Payment Scheme - payments > 5.000 € - 14% modulation - R.73/09, title III - calendar year 2011 - Northern Ireland, UK	-	-	-	-	-	-	-	-	-	-	-	-	-	-	-	-	-	-	-	-	-	-	-	-	-	-	-	-	-	-	0.488	
05 03 01 01 0000 039 C1		Single Payment Scheme - payments < 5.000 € - 6.5% modulation - R.73/09, title III - calendar year 2011 - Wales, UK	-	-	-	-	-	-	-	-	-	-	-	-	-	-	-	-	-	-	-	-	-	-	-	-	-	-	-	-	-	-	0.237	
05 03 01 01 0000 039 C5		Single Payment Scheme - payments < 5.000 € - 6.5% modulation - R.73/09, title III - calendar year 2011 - Wales, UK	-	-	-	-	-	-	-	-	-	-	-	-	-	-	-	-	-	-	-	-	-	-	-	-	-	-	-	-	-	-	0.062	
05 03 01 01 0000 039		Single Payment Scheme - payments < 5.000 € - 6.5% modulation - R.73/09, title III - calendar year 2011 - Wales, UK	-	-	-	-	-	-	-	-	-	-	-	-	-	-	-	-	-	-	-	-	-	-	-	-	-	-	-	-	-	-	0.299	
05 03 01 01 0000 040 C1		Single Payment Scheme - payments 5.000 €-300.000 € - 11.5% modulation - R.73/09, title III - calendar year 2011 - Wales, UK	-	-	-	-	-	-	-	-	-	-	-	-	-	-	-	-	-	-	-	-	-	-	-	-	-	-	-	-	-	-	0.407	
05 03 01 01 0000 040 C5		Single Payment Scheme - payments 5.000 €-300.000 € - 11.5% modulation - R.73/09, title III - calendar year 2011 - Wales, UK	-	-	-	-	-	-	-	-	-	-	-	-	-	-	-	-	-	-	-	-	-	-	-	-	-	-	-	-	-	-	0.132	
05 03 01 01 0000 040		Single Payment Scheme - payments 5.000 €-300.000 € - 11.5% modulation - R.73/09, title III - calendar year 2011 - Wales, UK	-	-	-	-	-	-	-	-	-	-	-	-	-	-	-	-	-	-	-	-	-	-	-	-	-	-	-	-	-	-	0.539	
05 03 01 01 0000 041		Single Payment Scheme - payments > 300.000 € - 13% modulation - R.73/09, title III - calendar year 2011 - Wales, UK	-	-	-	-	-	-	-	-	-	-	-	-	-	-	-	-	-	-	-	-	-	-	-	-	-	-	-	-	-	-	-	-
05 03 01 01 0000 042 C1		Single Payment Scheme - payments < 5.000 € - 9% modulation - R.73/09, title III - calendar year 2011 - Scotland, UK	-	-	-	-	-	-	-	-	-	-	-	-	-	-	-	-	-	-	-	-	-	-	-	-	-	-	-	-	-	-	-	0.174
05 03 01 01 0000 042 C5		Single Payment Scheme - payments < 5.000 € - 9% modulation - R.73/09, title III - calendar year 2011 - Scotland, UK	-	-	-	-	-	-	-	-	-	-	-	-	-	-	-	-	-	-	-	-	-	-	-	-	-	-	-	-	-	-	0.043	
05 03 01 01 0000 042		Single Payment Scheme - payments < 5.000 € - 9% modulation - R.73/09, title III - calendar year 2011 - Scotland, UK	-	-	-	-	-	-	-	-	-	-	-	-	-	-	-	-	-	-	-	-	-	-	-	-	-	-	-	-	-	-	-	0.217
05 03 01 01 0000 043 C1		Single Payment Scheme - payments > 5.000 € - 14% modulation - R.73/09, title III - calendar year 2011 - Scotland, UK	-	-	-	-	-	-	-	-	-	-	-	-	-	-	-	-	-	-	-	-	-	-	-	-	-	-	-	-	-	-	-	0.097
05 03 01 01 0000 043 C5		Single Payment Scheme - payments > 5.000 € - 14% modulation - R.73/09, title III - calendar year 2011 - Scotland, UK	-	-	-	-	-	-	-	-	-	-	-	-	-	-	-	-	-	-	-	-	-	-	-	-	-	-	-	-	-	-	-	0.007

ANNEX 33
 EXPENDITURE CHARGED AGAINST THE 2013 BUDGET
 DETAILS by SUB-ITEM and by MEMBER STATE

Budget Line	Fund Source	Item	BE	BG	CZ	DK	DE	EE	IE	EL	ES	FR	HR	IT	CY	LV	LT	LU	HU	MT	NL	AT	PL	PT	RO	SI	SK	FI	SE	UK	OE	TOTAL				
05 03 01 04 0000 004	C1	Separate fruit and vegetables payment - R.73/09, Art.127 - calendar year 2011 - CZ, HU, PL, SK	-	-	-	-	-	-	-	-	-	-	-	-	-	-	-	-	-	-	-	0.0	-	-	-	-	-	-	-	-	-	0.004				
05 03 01 04 0000 005	C1	Separate fruit and vegetables payment - payments < 300.000 € - 0% modulation - R.73/09, Art.127 - calendar year 2012 - CZ, HU, PL, SK	-	-	0.2	-	-	-	-	-	-	-	-	-	-	-	-	-	3.0	-	-	6.6	-	-	-	-	-	-	-	-	-	10.535				
05 03 01 04 0000 006	C1	Separate fruit and vegetables payment - payments > 300.000 € - 4% modulation - R.73/09, Art.127 - calendar year 2012 - CZ, HU, PL, SK	-	-	0.2	-	-	-	-	-	-	-	-	-	-	-	-	-	1.5	-	-	-	-	-	-	-	-	-	-	-	-	1.751				
05 03 01 04	C1	Separate fruit and vegetables payment	-	-	0.4	-	-	-	-	-	-	-	-	-	-	-	-	-	4.6	-	-	6.6	-	-	-	-	-	-	-	-	-	12.290				
05 03 01 05 0000 001	C1	Specific support - agri-environment benefits - 0% modulation - R.73/09, Art.68(1)(a)(v) - calendar year 2010 - DK, ES, FR, IT, PT	-	-	-	-	-	-	-	-	0.0	-	-	-	-	-	-	-	-	-	-	-	-	0.0	-	-	-	-	-	-	-	-	-			
05 03 01 05 0000 001	NA	Specific support - agri-environment benefits - 0% modulation - R.73/09, Art.68(1)(a)(v) - calendar year 2010 - DK, ES, FR, IT, PT	-	-	-	-	-	-	-	-	-	-	-	-	-	-	-	-	-	-	-	-	-	-	-	-	-	-	-	-	-	-	-			
05 03 01 05 0000 001	C1	Specific support - agri-environment benefits - 0% modulation - R.73/09, Art.68(1)(a)(v) - calendar year 2010 - DK, ES, FR, IT, PT	-	-	-	-	-	-	-	-	0.0	-	-	-	-	-	-	-	-	-	-	-	-	0.0	-	-	-	-	-	-	-	-	-	-		
05 03 01 05 0000 002	C1	Specific support - agri-environment benefits - payments 5.000 €-300.000 €- 8% modulation - R.73/09, Art.68(1)(a)(v) - calendar year 2010 - DK, ES, FR, IT, PT	-	-	-	-	-	-	-	-	0.0	0.0	-	-	-	-	-	-	-	-	-	-	-	0.0	-	-	-	-	-	-	-	-	-	-		
05 03 01 05 0000 002	NA	Specific support - agri-environment benefits - payments 5.000 €-300.000 €- 8% modulation - R.73/09, Art.68(1)(a)(v) - calendar year 2010 - DK, ES, FR, IT, PT	-	-	-	-	-	-	-	-	-	-	-	-	-	-	-	-	-	-	-	-	-	-	-	-	-	-	-	-	-	-	-	-		
05 03 01 05 0000 002	C1	Specific support - agri-environment benefits - payments > 300.000 €- 12% modulation - R.73/09, Art.68(1)(a)(v) - calendar year 2010 - DK, ES, FR, IT, PT	-	-	-	-	-	-	-	-	0.0	0.0	-	-	-	-	-	-	-	-	-	-	-	0.0	-	-	-	-	-	-	-	-	-	-	-	
05 03 01 05 0000 004	C1	Specific support - insurance premiums - 0% modulation - R.73/09, Art.68(1)(g) - calendar year 2010 - FR, IT, NL	-	-	-	-	-	-	-	-	-	-	-	-	-	-	-	-	-	-	-	-	-	-	-	-	-	-	-	-	-	-	-	-	-	
05 03 01 05 0000 005	C1	Specific support - insurance premiums - payments 5.000 €-300.000 €- 8% modulation - R.73/09, Art.68(1)(g) - calendar year 2010 - FR, IT, NL	-	-	-	-	-	-	-	-	-	0.0	-	-	-	-	-	-	-	-	-	-	-	-	-	-	-	-	-	-	-	-	-	-	-	-
05 03 01 05 0000 006	C1	Specific support - insurance premiums - payments > 300.000 €- 12% modulation - R.73/09, Art.68(1)(g) - calendar year 2010 - FR, IT, NL	-	-	-	-	-	-	-	-	-	-	-	-	-	-	-	-	-	-	-	-	-	-	-	-	-	-	-	-	-	-	-	-	-	-
05 03 01 05 0000 007	C1	Specific support - restructuring / development programmes - R.73/09, Art.68(1)(c) - calendar year 2010 - HU	-	-	-	-	-	-	-	-	-	-	-	-	-	-	-	-	-	-	-	-	-	-	-	-	-	-	-	-	-	-	-	-	-	-
05 03 01 05 0000 008	C1	Specific support - agri-environment benefits - 0% modulation - R.73/09, Art.68(1)(a)(v) - calendar year 2011 - DK, ES, FR, IT, PT	-	-	-	-	-	-	-	-	0.0	-	-	-	-	-	-	-	-	-	-	-	-	0.0	-	-	-	-	-	-	-	-	-	-	-	-
05 03 01 05 0000 009	C1	Specific support - agri-environment benefits - payments 5.000 €-300.000 €- 9% modulation - R.73/09, Art.68(1)(a)(v) - calendar year 2011 - DK, ES, FR, IT, PT	-	-	-	-	-	-	-	-	0.1	0.2	-	-	-	-	-	-	-	-	-	-	-	-	-	-	-	-	-	-	-	-	-	-	-	-
05 03 01 05 0000 010	C1	Specific support - agri-environment benefits - payments > 300.000 €- 13% modulation - R.73/09, Art.68(1)(a)(v) - calendar year 2011 - DK, ES, FR, IT, PT	-	-	-	-	-	-	-	-	-	-	-	-	-	-	-	-	-	-	-	-	-	-	-	-	-	-	-	-	-	-	-	-	-	-
05 03 01 05 0000 011	C1	Specific support - insurance premiums - 0% modulation - R.73/09, Art.68(1)(g) - calendar year 2011 - FR, IT, NL	-	-	-	-	-	-	-	-	-	-	-	-	-	-	-	-	-	-	-	-	-	-	-	-	-	-	-	-	-	-	-	-	-	-
05 03 01 05 0000 012	C1	Specific support - insurance premiums - payments 5.000 €-300.000 €- 9% modulation - R.73/09, Art.68(1)(g) - calendar year 2011 - FR, IT, NL	-	-	-	-	-	-	-	-	-	0.1	0.2	-	-	-	-	-	-	-	-	-	-	-	-	-	-	-	-	-	-	-	-	-	-	-
05 03 01 05 0000 013	C1	Specific support - insurance premiums - payments > 300.000 €- 13% modulation - R.73/09, Art.68(1)(g) - calendar year 2011 - FR, IT, NL	-	-	-	-	-	-	-	-	-	-	-	-	-	-	-	-	-	-	-	-	-	-	-	-	-	-	-	-	-	-	-	-	-	-

ANNEX 33
 EXPENDITURE CHARGED AGAINST THE 2013 BUDGET
 DETAILS by SUB-ITEM and by MEMBER STATE

Budget Line	Fund Source	Item	BE	BG	CZ	DK	DE	EE	IE	EL	ES	FR	HR	IT	CY	LV	LT	LU	HU	MT	NL	AT	PL	PT	RO	SI	SK	FI	SE	UK	CE	TOTAL			
05 03 01 05 0000 014	C1	Specific support - restructuring / development programmes - R.73/09, Art.68(1)(c) - calendar year 2011 - HU													0.0				0.0														0.006		
05 03 01 05 0000 015	C1	Specific support - agri-environment benefits - 0% modulation - R.73/09, Art.68(1)(a)(v) - calendar year 2012 - BE, DK, ES, FR, IT, PT	0.3			6.0					7.8	24.1	28.9											5.3									72.324		
05 03 01 05 0000 016	C1	Specific support - agri-environment benefits - payments > 300.000 € - 10% modulation - R.73/09, Art.68(1)(a)(v) - calendar year 2012 - BE, DK, ES, FR, IT, PT	3.1			11.3					41.4	53.2	64.5											7.3									180.794		
05 03 01 05 0000 016	NA	Specific support - agri-environment benefits - payments > 300.000 € - 10% modulation - R.73/09, Art.68(1)(a)(v) - calendar year 2012 - BE, DK, ES, FR, IT, PT																																	
05 03 01 05 0000 016		Specific support - agri-environment benefits - payments > 300.000 € - 10% modulation - R.73/09, Art.68(1)(a)(v) - calendar year 2012 - BE, DK, ES, FR, IT, PT	3.1			11.3					41.4	53.2	64.5											7.3										180.794	
05 03 01 05 0000 017	C1	Specific support - agri-environment benefits - payments > 300.000 € - 14% modulation - R.73/09, Art.68(1)(a)(v) - calendar year 2012 - BE, DK, ES, FR, IT, PT				0.2				0.1	0.0	0.7												0.2										1.179	
05 03 01 05 0000 018	C1	Specific support - insurance premiums - 0% modulation - R.73/09, Art.68(1)(g) - calendar year 2012 - FR, IT, HU, NL									14.4	28.2							1.6	1.2														45.333	
05 03 01 05 0000 019	C1	Specific support - insurance premiums - payments > 300.000 € - 10% modulation - R.73/09, Art.68(1)(g) - calendar year 2012 - FR, IT, NL									47.7	35.4								2.3														85.374	
05 03 01 05 0000 019	NA	Specific support - insurance premiums - payments > 300.000 € - 10% modulation - R.73/09, Art.68(1)(g) - calendar year 2012 - FR, IT, NL																																	
05 03 01 05 0000 019		Specific support - insurance premiums - payments > 300.000 € - 10% modulation - R.73/09, Art.68(1)(g) - calendar year 2012 - FR, IT, NL									47.7	35.4								2.3														85.374	
05 03 01 05 0000 020	C1	Specific support - insurance premiums - payments > 300.000 € - 14% modulation - R.73/09, Art.68(1)(d) - calendar year 2012 - FR, IT, NL								0.0	0.0	2.2								0.0														2.283	
05 03 01 05 0000 021	C1	Specific support - insurance premiums - payments > 300.000 € - 4% modulation - R.73/09, Art.68(1)(g) - calendar year 2012 - HU																	0.7															0.740	
05 03 01 05 0000 022	C1	Specific support - restructuring / development programmes - 0% modulation - R.73/09, Art.68(1)(c) - calendar year 2012 - HU																	66.5															66.494	
05 03 01 05 0000 023	C1	Specific support - restructuring / development programmes - payments > 300.000 € - 4% modulation - R.73/09, Art.68(1)(c) - calendar year 2012 - HU																	13.0															12.982	
05 03 01 05	C1	Specific support (Article 68) — Decoupled direct aids	3.4			17.5					49.4	139.7	155.1						81.8	3.5				12.7										463.237	
05 03 01 05	NA	Specific support (Article 68) — Decoupled direct aids																																	
05 03 01 05		Specific support (Article 68) — Decoupled direct aids	3.4			17.5					49.4	139.7	155.1						81.8	3.5				12.7										463.237	
05 03 01 05 0000 001	C1	Separate soft fruit payment - 0% modulation - R.73/09, Art.129 - calendar year 2012 - BG, HU, PL		0.1															0.4				10.9											11.451	
05 03 01 05 0000 002	C1	Separate soft fruit payment - payments > 300.000 € - 4% modulation - R.73/09, Art.129 - calendar year 2012 - HU, PL																					0.0											0.029	
05 03 01 06	C1	Separate soft fruit payment																	0.4															11.480	
05 03 01 99 0000 370	C1	Correction - ceiling - R.73/09, Annex IV and VIII - decoupled direct aids - 0% modulation - calendar year 2010	-0.0																0.4				11.0											-0.050	
05 03 01 99 0000 371	C1	Correction - ceiling - R.73/09, Annex VIII - decoupled direct aids - 8% modulation - calendar year 2010																																-0.028	
05 03 01 99 0000 372	C1	Correction - ceiling - R.73/09, Annex VIII - decoupled direct aids - 12% modulation - calendar year 2010																																	-0.000
05 03 01 99 0000 373	C1	Correction - ceiling - R.73/09, Annex IV and VIII - decoupled direct aids - 0% modulation - calendar year 2011	-0.1																															-0.052	

ANNEX 33

EXPENDITURE CHARGED AGAINST THE 2013 BUDGET
 DETAILS by SUB-ITEM and by MEMBER STATE

Budget Line	Fund	Source	Item	BE	BG	CZ	DK	DE	EE	IE	EL	ES	FR	HR	IT	CY	LV	LT	LU	HU	MT	NL	AT	PL	PT	RO	SI	SK	FI	SE	UK	CE	TOTAL							
05 03 02 05 1800 122			Cereals - payments 5.000 €300.000 € - 7% modulation - R.73/09, Art.87 - crop 2009 - BE, EL, ES, FR, IT, NL, PT, FI	-	-	-	-	-	-	-	-	-	-	-	-	-	-	-	-	-	-	-	-	-	-	-	-	-	-	-	-	-	-	-	-					
05 03 02 05 1800 123			Cereals - payments > 300.000 € - 11% modulation - R.73/09, Art.87 - crop 2009 - BE, EL, ES, FR, IT, NL, PT, FI	-	-	-	-	-	-	-	-	-	-	-	-	-	-	-	-	-	-	-	-	-	-	-	-	-	-	-	-	-	-	-	-	-				
05 03 02 05 1800 125			Oil-seeds - 0% modulation - R.73/09, Art.87 - crop 2009 - BE, EL, ES, FR, IT, NL, PT, FI	-	-	-	-	-	-	-	-	-	-	-	-	-	-	-	-	-	-	-	-	-	-	-	-	-	-	-	-	-	-	-	-	-	-			
05 03 02 05 1800 126			Oil-seeds - payments 5.000 €300.000 € - 7% modulation - R.73/09, Art.87 - crop 2009 - BE, EL, ES, FR, IT, NL, PT, FI	-	-	-	-	-	-	-	-	-	-	-	-	-	-	-	-	-	-	-	-	-	-	-	-	-	-	-	-	-	-	-	-	-	-			
05 03 02 05 1800 127			Oil-seeds - payments > 300.000 € - 11% modulation - R.73/09, Art.87 - crop 2009 - BE, EL, ES, FR, IT, NL, PT, FI	-	-	-	-	-	-	-	-	-	-	-	-	-	-	-	-	-	-	-	-	-	-	-	-	-	-	-	-	-	-	-	-	-	-			
05 03 02 05 1800 129 C1			Gramineaceous - 0% modulation - R.73/09, Art.87 - crop 2009 - BE, EL, ES, FR, IT, NL, PT, FI	-	-	-	-	-	-	-	-	-	-	-	-	-	-	-	-	-	-	-	-	-	-	-	-	-	-	-	-	-	-	-	-	-	-	0.000		
05 03 02 05 1800 130 C1			Gramineaceous - payments 5.000 €300.000 € - 7% modulation - R.73/09, Art.87 - crop 2009 - BE, EL, ES, FR, IT, NL, PT, FI	-	-	-	-	-	-	-	-	-	-	-	-	-	-	-	-	-	-	-	-	-	-	-	-	-	-	-	-	-	-	-	-	-	-	0.008		
05 03 02 05 1800 131			Gramineaceous - payments > 300.000 € - 11% modulation - R.73/09, Art.87 - crop 2009 - BE, EL, ES, FR, IT, NL, PT, FI	-	-	-	-	-	-	-	-	-	-	-	-	-	-	-	-	-	-	-	-	-	-	-	-	-	-	-	-	-	-	-	-	-	-			
05 03 02 05 1800 133 C1			Leguminous - 0% modulation - R.73/09, Art.87 - crop 2009 - BE, EL, ES, FR, IT, NL, PT, FI	-	-	-	-	-	-	-	-	-	-	-	-	-	-	-	-	-	-	-	-	-	-	-	-	-	-	-	-	-	-	-	-	-	-	0.000		
05 03 02 05 1800 134 C1			Leguminous - payments 5.000 €300.000 € - 7% modulation - R.73/09, Art.87 - crop 2009 - BE, EL, ES, FR, IT, NL, PT, FI	-	-	-	-	-	-	-	-	-	-	-	-	-	-	-	-	-	-	-	-	-	-	-	-	-	-	-	-	-	-	-	-	-	-	-0.006		
05 03 02 05 1800 135			Leguminous - payments > 300.000 € - 11% modulation - R.73/09, Art.87 - crop 2009 - BE, EL, ES, FR, IT, NL, PT, FI	-	-	-	-	-	-	-	-	-	-	-	-	-	-	-	-	-	-	-	-	-	-	-	-	-	-	-	-	-	-	-	-	-	-			
05 03 02 05 1800 137			Rice - 0% modulation - R.73/09, Art.87 - crop 2009 - BE, EL, ES, FR, IT, NL, PT, FI	-	-	-	-	-	-	-	-	-	-	-	-	-	-	-	-	-	-	-	-	-	-	-	-	-	-	-	-	-	-	-	-	-	-			
05 03 02 05 1800 138 C1			Rice - payments 5.000 €300.000 € - 7% modulation - R.73/09, Art.87 - crop 2009 - BE, EL, ES, FR, IT, NL, PT, FI	-	-	-	-	-	-	-	-	-	-	-	-	-	-	-	-	-	-	-	-	-	-	-	-	-	-	-	-	-	-	-	-	-	-	-0.007		
05 03 02 05 1800 139 C1			Rice - payments > 300.000 € - 11% modulation - R.73/09, Art.87 - crop 2009 - BE, EL, ES, FR, IT, NL, PT, FI	-	-	-	-	-	-	-	-	-	-	-	-	-	-	-	-	-	-	-	-	-	-	-	-	-	-	-	-	-	-	-	-	-	-	0.031		
05 03 02 05 1800 140			Cereals - 0% modulation - R.73/09, Art.87 - crop 2010 - ES, FR, IT, NL, PT, FI	-	-	-	-	-	-	-	-	-	-	-	-	-	-	-	-	-	-	-	-	-	-	-	-	-	-	-	-	-	-	-	-	-	-	-		
05 03 02 05 1800 141			Cereals - payments 5.000 €300.000 € - 8% modulation - R.73/09, Art.87 - crop 2010 - ES, FR, IT, NL, PT, FI	-	-	-	-	-	-	-	-	-	-	-	-	-	-	-	-	-	-	-	-	-	-	-	-	-	-	-	-	-	-	-	-	-	-	-		
05 03 02 05 1800 142			Cereals - payments > 300.000 € - 12% modulation - R.73/09, Art.87 - crop 2010 - ES, FR, IT, NL, PT, FI	-	-	-	-	-	-	-	-	-	-	-	-	-	-	-	-	-	-	-	-	-	-	-	-	-	-	-	-	-	-	-	-	-	-	-		
05 03 02 05 1800 143			Oil-seeds - 0% modulation - R.73/09, Art.87 - crop 2010 - ES, FR, IT, NL, PT, FI	-	-	-	-	-	-	-	-	-	-	-	-	-	-	-	-	-	-	-	-	-	-	-	-	-	-	-	-	-	-	-	-	-	-	-		
05 03 02 05 1800 144 C1			Oil-seeds - payments 5.000 €300.000 € - 8% modulation - R.73/09, Art.87 - crop 2010 - ES, FR, IT, NL, PT, FI	-	-	-	-	-	-	-	-	-	-	-	-	-	-	-	-	-	-	-	-	-	-	-	-	-	-	-	-	-	-	-	-	-	-	-	0.032	
05 03 02 05 1800 145			Oil-seeds - payments > 300.000 € - 12% modulation - R.73/09, Art.87 - crop 2010 - ES, FR, IT, NL, PT, FI	-	-	-	-	-	-	-	-	-	-	-	-	-	-	-	-	-	-	-	-	-	-	-	-	-	-	-	-	-	-	-	-	-	-	-		
05 03 02 05 1800 146 C1			Gramineaceous - 0% modulation - R.73/09, Art.87 - crop 2010 - ES, FR, IT, NL, PT, FI	-	-	-	-	-	-	-	-	-	-	-	-	-	-	-	-	-	-	-	-	-	-	-	-	-	-	-	-	-	-	-	-	-	-	-	0.000	
05 03 02 05 1800 147 C1			Gramineaceous - payments 5.000 €300.000 € - 8% modulation - R.73/09, Art.87 - crop 2010 - ES, FR, IT, NL, PT, FI	-	-	-	-	-	-	-	-	-	-	-	-	-	-	-	-	-	-	-	-	-	-	-	-	-	-	-	-	-	-	-	-	-	-	-	-0.000	
05 03 02 05 1800 148			Gramineaceous - payments > 300.000 € - 12% modulation - R.73/09, Art.87 - crop 2010 - ES, FR, IT, NL, PT, FI	-	-	-	-	-	-	-	-	-	-	-	-	-	-	-	-	-	-	-	-	-	-	-	-	-	-	-	-	-	-	-	-	-	-	-		
05 03 02 05 1800 149 C1			Leguminous - 0% modulation - R.73/09, Art.87 - crop 2010 - ES, FR, IT, NL, PT, FI	-	-	-	-	-	-	-	-	-	-	-	-	-	-	-	-	-	-	-	-	-	-	-	-	-	-	-	-	-	-	-	-	-	-	-	0.000	
05 03 02 05 1800 150 C1			Leguminous - payments 5.000 €300.000 € - 8% modulation - R.73/09, Art.87 - crop 2010 - ES, FR, IT, NL, PT, FI	-	-	-	-	-	-	-	-	-	-	-	-	-	-	-	-	-	-	-	-	-	-	-	-	-	-	-	-	-	-	-	-	-	-	-	-	0.021

ANNEX 33
 EXPENDITURE CHARGED AGAINST THE 2013 BUDGET
 DETAILS by SUB-ITEM and by MEMBER STATE

Budget Line	Fund Source	Item	BE	BG	CZ	DK	DE	EE	IE	EL	ES	FR	HR	IT	CY	LV	LT	LU	HU	MT	NL	AT	PL	PT	RO	SI	SK	FI	SE	UK	CE	TOTAL			
05 03 02 06 2120 048 C1		Suckler cow premium - payments 5.000 €-300.000 €- 8% modulation - R.1121/09, Art.82; R.73/09, Art.111 - calendar year 2010 - BE, ES, FR, AT, PT	-	-	-	-	-	-	-	-	0.1	0.1	-	-	-	-	-	-	-	-	-0.0	-0.0	-	-	-	-	-	-	-	-	-	0.215			
05 03 02 06 2120 048 NA		Suckler cow premium - payments 5.000 €300.000 €- 8% modulation - R.1121/09, Art.82; R.73/09, Art.111 - calendar year 2010 - BE, ES, FR, AT, PT	-	-	-	-	-	-	-	-	-	-	-	-	-	-	-	-	-	-	-	-	-	-	-	-	-	-	-	-	-	-	-		
05 03 02 06 2120 048		Suckler cow premium - payments 5.000 €300.000 €- 8% modulation - R.1121/09, Art.82; R.73/09, Art.111 - calendar year 2010 - BE, ES, FR, AT, PT	-	-	-	-	-	-	-	-	0.1	0.1	-	-	-	-	-	-	-	-	-0.0	-0.0	-	-	-	-	-	-	-	-	-	-	0.215		
05 03 02 06 2120 049 C1		Suckler cow premium - payments > 300.000 €-12% modulation - R.1121/09, Art.82; R.73/09, Art.111 - calendar year 2010 - BE, ES, FR, AT, PT	-	-	-	-	-	-	-	-	0.0	-	-	-	-	-	-	-	-	-	-	-	-	-	-	-	-	-	-	-	-	-	0.000		
05 03 02 06 2120 049 NA		Suckler cow premium - payments > 300.000 €-12% modulation - R.1121/09, Art.82; R.73/09, Art.111 - calendar year 2010 - BE, ES, FR, AT, PT	-	-	-	-	-	-	-	-	-	-	-	-	-	-	-	-	-	-	-	-	-	-	-	-	-	-	-	-	-	-	-		
05 03 02 06 2120 049		Suckler cow premium - payments > 300.000 €-12% modulation - R.1121/09, Art.82; R.73/09, Art.111 - calendar year 2010 - BE, ES, FR, AT, PT	-	-	-	-	-	-	-	-	0.0	-	-	-	-	-	-	-	-	-	-	-	-	-	-	-	-	-	-	-	-	-	-	0.000	
05 03 02 06 2120 050 C1		Suckler cow premium - 0% modulation - R.1121/09, Art.82; R.73/09, Art.111 - calendar year 2011 - BE, ES, FR, AT, PT	-0.0	-	-	-	-	-	-	-	0.0	-	-	-	-	-	-	-	-	-	-	0.1	-	-	-	-	-	-	-	-	-	-	-	0.150	
05 03 02 06 2120 050 NA		Suckler cow premium - 0% modulation - R.1121/09, Art.82; R.73/09, Art.111 - calendar year 2011 - BE, ES, FR, AT, PT	-	-	-	-	-	-	-	-	-	-	-	-	-	-	-	-	-	-	-	-	-	-	-	-	-	-	-	-	-	-	-		
05 03 02 06 2120 050		Suckler cow premium - 0% modulation - R.1121/09, Art.82; R.73/09, Art.111 - calendar year 2011 - BE, ES, FR, AT, PT	-0.0	-	-	-	-	-	-	-	0.0	-	-	-	-	-	-	-	-	-	-	0.1	-	-	-	-	-	-	-	-	-	-	-	0.150	
05 03 02 06 2120 051 C1		Suckler cow premium - payments 5.000 €300.000 €- 9% modulation - R.1121/09, Art.82; R.73/09, Art.111 - calendar year 2011 - BE, ES, FR, AT, PT	0.2	-	-	-	-	-	-	-	0.2	0.4	-	-	-	-	-	-	-	-	-	0.1	-	-	-	-	-	-	-	-	-	-	-	0.893	
05 03 02 06 2120 051 NA		Suckler cow premium - payments 5.000 €300.000 €- 9% modulation - R.1121/09, Art.82; R.73/09, Art.111 - calendar year 2011 - BE, ES, FR, AT, PT	-	-	-	-	-	-	-	-	-	-	-	-	-	-	-	-	-	-	-	-	-	-	-	-	-	-	-	-	-	-	-	-	
05 03 02 06 2120 051		Suckler cow premium - payments 5.000 €300.000 €- 9% modulation - R.1121/09, Art.82; R.73/09, Art.111 - calendar year 2011 - BE, ES, FR, AT, PT	0.2	-	-	-	-	-	-	-	0.2	0.4	-	-	-	-	-	-	-	-	-	0.1	-	-	-	-	-	-	-	-	-	-	-	0.893	
05 03 02 06 2120 052 C1		Suckler cow premium - payments > 300.000 €-13% modulation - R.1121/09, Art.82; R.73/09, Art.111 - calendar year 2011 - BE, ES, FR, AT, PT	-	-	-	-	-	-	-	-	0.0	-	-	-	-	-	-	-	-	-	-	-	-	-	-	-	-	-	-	-	-	-	-	0.015	
05 03 02 06 2120 053 C1		Suckler cow premium - 0% modulation - R.1121/09, Art.82; R.73/09, Art.111 - calendar year 2012 - BE, ES, FR, AT, PT	4.6	-	-	-	-	-	-	-	47.6	109.1	-	-	-	-	-	-	-	-	-	34.5	-	-	-	-	-	-	-	-	-	-	-	207.363	
05 03 02 06 2120 053 NA		Suckler cow premium - 0% modulation - R.1121/09, Art.82; R.73/09, Art.111 - calendar year 2012 - BE, ES, FR, AT, PT	-	-	-	-	-	-	-	-	-	-	-	-	-	-	-	-	-	-	-	-	-	-	-	-	-	-	-	-	-	-	-	-	
05 03 02 06 2120 053		Suckler cow premium - 0% modulation - R.1121/09, Art.82; R.73/09, Art.111 - calendar year 2012 - BE, ES, FR, AT, PT	4.6	-	-	-	-	-	-	-	47.6	109.1	-	-	-	-	-	-	-	-	-	34.5	-	-	-	-	-	-	-	-	-	-	-	207.363	
05 03 02 06 2120 054 C1		Suckler cow premium - payments 5.000 €300.000 €- 10% modulation - R.1121/09, Art.82; R.73/09, Art.111 - calendar year 2012 - BE, ES, FR, AT, PT	64.8	-	-	-	-	-	-	-	183.3	372.5	-	-	-	-	-	-	-	-	-	30.7	-	-	-	-	-	-	-	-	-	-	-	-	709.407
05 03 02 06 2120 054 NA		Suckler cow premium - payments 5.000 €300.000 €- 10% modulation - R.1121/09, Art.82; R.73/09, Art.111 - calendar year 2012 - BE, ES, FR, AT, PT	-	-	-	-	-	-	-	-	-	-	-	-	-	-	-	-	-	-	-	-	-	-	-	-	-	-	-	-	-	-	-	-	
05 03 02 06 2120 054		Suckler cow premium - payments 5.000 €300.000 €- 10% modulation - R.1121/09, Art.82; R.73/09, Art.111 - calendar year 2012 - BE, ES, FR, AT, PT	64.8	-	-	-	-	-	-	-	183.3	372.5	-	-	-	-	-	-	-	-	-	30.7	-	-	-	-	-	-	-	-	-	-	-	-	709.407
05 03 02 06 2120 055 C1		Suckler cow premium - payments > 300.000 €-14% modulation - R.1121/09, Art.82; R.73/09, Art.111 - calendar year 2012 - BE, ES, FR, AT, PT	0.0	-	-	-	-	-	-	-	1.9	0.0	-	-	-	-	-	-	-	-	-	0.0	-	-	-	-	-	-	-	-	-	-	-	2.637	
05 03 02 06 2120 055 NA		Suckler-cow premium	-	-	-	-	-	-	-	-	-	-	-	-	-	-	-	-	-	-	-	-	-	-	-	-	-	-	-	-	-	-	-	-	
05 03 02 06 2120 055		Suckler-cow premium	69.6	-	-	-	-	-	-	-	233.4	482.0	-	-	-	-	-	-	-	-	-	65.5	-	-	-	-	-	-	-	-	-	-	-	-	921.054
05 03 02 06 2120 126 C1		Additional premium - suckler cow - R.1782/03, Art.125(5) - calendar year 2008 and earlier	69.6	-	-	-	-	-	-	-	233.4	482.0	-	-	-	-	-	-	-	-	-	65.5	-	-	-	-	-	-	-	-	-	-	-	-	921.054
			-	-	-	-	-	-	-	-	-	-	-	-	-	-	-	-	-	-	-	-	-	-	-	-	-	-	-	-	-	-	-	0.024	

ANNEX 33
 EXPENDITURE CHARGED AGAINST THE 2013 BUDGET
 DETAILS by SUB-ITEM and by MEMBER STATE

Budget Line	Fund	Source	Item	BE	BG	CZ	DK	DE	EE	IE	EL	ES	FR	HR	IT	CY	LV	LT	LU	HU	MT	NL	AT	PL	PT	RO	SI	SK	FI	SE	UK	CE	TOTAL				
05 03 02 07 2121 127	C1		Additional premium - suckler cow - 0% modulation - R.1782/03, Art.125(5) - calendar year 2009 - BE, ES, AT, PT	-	-	-	-	-	-	-	-	0.0	-	-	-	-	-	-	-	-	-	-	-	-	0.0	-	-	-	-	-	-	-	-	0.001			
05 03 02 07 2121 128	C1		Additional premium - suckler cow - payments 5,000 € - 300,000 € - 7% modulation - R.1782/03, Art.125(5) - calendar year 2009 - BE, ES, AT, PT	-	-	-	-	-	-	-	0.0	-	-	-	-	-	-	-	-	-	-	-	0.0	-	-	-	-	-	-	-	-	-	-	-	0.013		
05 03 02 07 2121 129	C1		Additional premium - suckler cow - payments > 300,000 € - 11% modulation - R.1782/03, Art.125(5) - calendar year 2009 - BE, ES, AT, PT	-	-	-	-	-	-	-	-	0.0	-	-	-	-	-	-	-	-	-	-	-	-	-	-	-	-	-	-	-	-	-	-	0.001		
05 03 02 07 2121 130	C1		Additional premium - suckler cow - 0% modulation - R.73/09, Art.111(5) - calendar year 2010 - BE, ES, AT, PT	-	-	-	-	-	-	-	-	0.0	-	-	-	-	-	-	-	-	-	-	-	-	-	-	-	-	-	-	-	-	-	-	0.001		
05 03 02 07 2121 130	NA		Additional premium - suckler cow - 0% modulation - R.73/09, Art.111(5) - calendar year 2010 - BE, ES, AT, PT	-	-	-	-	-	-	-	-	-	-	-	-	-	-	-	-	-	-	-	-	-	-	-	-	-	-	-	-	-	-	-	-		
05 03 02 07 2121 130	C1		Additional premium - suckler cow - 0% modulation - R.73/09, Art.111(5) - calendar year 2010 - BE, ES, AT, PT	-	-	-	-	-	-	-	-	0.0	-	-	-	-	-	-	-	-	-	-	-	-	-	-	-	-	-	-	-	-	-	-	0.001		
05 03 02 07 2121 131	C1		Additional premium - suckler cow - payments 5,000 € - 300,000 € - 8% modulation - R.73/09, Art.111(5) - calendar year 2010 - BE, ES, AT, PT	-	-	-	-	-	-	-	-	0.0	-	-	-	-	-	-	-	-	-	-	-	-	-	-	-	-	-	-	-	-	-	-	-	0.018	
05 03 02 07 2121 131	NA		Additional premium - suckler cow - payments 5,000 € - 300,000 € - 8% modulation - R.73/09, Art.111(5) - calendar year 2010 - BE, ES, AT, PT	-	-	-	-	-	-	-	-	-	-	-	-	-	-	-	-	-	-	-	-	-	-	-	-	-	-	-	-	-	-	-	-		
05 03 02 07 2121 131	C1		Additional premium - suckler cow - payments 5,000 € - 300,000 € - 8% modulation - R.73/09, Art.111(5) - calendar year 2010 - BE, ES, AT, PT	-	-	-	-	-	-	-	-	0.0	-	-	-	-	-	-	-	-	-	-	-	-	-	-	-	-	-	-	-	-	-	-	-	0.018	
05 03 02 07 2121 132	C1		Additional premium - suckler cow - payments > 300,000 € - 12% modulation - R.73/09, Art.111(5) - calendar year 2010 - BE, ES, AT, PT	-	-	-	-	-	-	-	-	0.0	-	-	-	-	-	-	-	-	-	-	-	-	-	-	-	-	-	-	-	-	-	-	-	0.000	
05 03 02 07 2121 132	NA		Additional premium - suckler cow - payments > 300,000 € - 12% modulation - R.73/09, Art.111(5) - calendar year 2010 - BE, ES, AT, PT	-	-	-	-	-	-	-	-	-	-	-	-	-	-	-	-	-	-	-	-	-	-	-	-	-	-	-	-	-	-	-	-		
05 03 02 07 2121 132	C1		Additional premium - suckler cow - payments > 300,000 € - 12% modulation - R.73/09, Art.111(5) - calendar year 2010 - BE, ES, AT, PT	-	-	-	-	-	-	-	-	0.0	-	-	-	-	-	-	-	-	-	-	-	-	-	-	-	-	-	-	-	-	-	-	-	0.000	
05 03 02 07 2121 133	C1		Additional premium - suckler cow - payments > 300,000 € - 12% modulation - R.73/09, Art.111(5) - calendar year 2010 - BE, ES, AT, PT	-	-	-	-	-	-	-	-	0.0	-	-	-	-	-	-	-	-	-	-	-	-	-	-	-	-	-	-	-	-	-	-	-	0.002	
05 03 02 07 2121 133	NA		Additional premium - suckler cow - 0% modulation - R.73/09, Art.111(5) - calendar year 2011 - BE, ES, AT, PT	-	-	-	-	-	-	-	-	-	-	-	-	-	-	-	-	-	-	-	-	-	-	-	-	-	-	-	-	-	-	-	-		
05 03 02 07 2121 133	C1		Additional premium - suckler cow - 0% modulation - R.73/09, Art.111(5) - calendar year 2011 - BE, ES, AT, PT	-	-	-	-	-	-	-	-	0.0	-	-	-	-	-	-	-	-	-	-	-	-	-	-	-	-	-	-	-	-	-	-	-	0.002	
05 03 02 07 2121 134	C1		Additional premium - suckler cow - payments 5,000 € - 300,000 € - 9% modulation - R.73/09, Art.111(5) - calendar year 2011 - BE, ES, AT, PT	-	-	-	-	-	-	-	-	0.0	-	-	-	-	-	-	-	-	-	-	-	0.0	-	-	-	-	-	-	-	-	-	-	-	-	0.074
05 03 02 07 2121 134	NA		Additional premium - suckler cow - payments 5,000 € - 300,000 € - 9% modulation - R.73/09, Art.111(5) - calendar year 2011 - BE, ES, AT, PT	-	-	-	-	-	-	-	-	-	-	-	-	-	-	-	-	-	-	-	-	-	-	-	-	-	-	-	-	-	-	-	-		
05 03 02 07 2121 134	C1		Additional premium - suckler cow - payments 5,000 € - 300,000 € - 9% modulation - R.73/09, Art.111(5) - calendar year 2011 - BE, ES, AT, PT	-	-	-	-	-	-	-	-	0.0	-	-	-	-	-	-	-	-	-	-	-	-	-	-	-	-	-	-	-	-	-	-	-	0.074	
05 03 02 07 2121 135	C1		Additional premium - suckler cow - payments > 300,000 € - 13% modulation - R.73/09, Art.111(5) - calendar year 2011 - BE, ES, AT, PT	-	-	-	-	-	-	-	-	0.0	-	-	-	-	-	-	-	-	-	-	-	-	-	-	-	-	-	-	-	-	-	-	-	0.002	
05 03 02 07 2121 135	NA		Additional premium - suckler cow - payments > 300,000 € - 13% modulation - R.73/09, Art.111(5) - calendar year 2011 - BE, ES, AT, PT	-	-	-	-	-	-	-	-	-	-	-	-	-	-	-	-	-	-	-	-	-	-	-	-	-	-	-	-	-	-	-	-		
05 03 02 07 2121 135	C1		Additional premium - suckler cow - 0% modulation - R.73/09, Art.111(5) - calendar year 2012 - BE, ES, AT, PT	-	-	-	-	-	-	-	-	2.8	-	-	-	-	-	-	-	-	-	-	-	-	-	-	-	-	-	-	-	-	-	-	-	4.342	
05 03 02 07 2121 136	C1		Additional premium - suckler cow - payments 5,000 € - 300,000 € - 10% modulation - R.73/09, Art.111(5) - calendar year 2012 - BE, ES, AT, PT	-	-	-	-	-	-	-	-	19.9	-	-	-	-	-	-	-	-	-	-	-	-	-	-	-	-	-	-	-	-	-	-	-	43.852	
05 03 02 07 2121 136	NA		Additional premium - suckler cow - payments 5,000 € - 300,000 € - 10% modulation - R.73/09, Art.111(5) - calendar year 2012 - BE, ES, AT, PT	-	-	-	-	-	-	-	-	-	-	-	-	-	-	-	-	-	-	-	-	-	-	-	-	-	-	-	-	-	-	-	-		
05 03 02 07 2121 136	C1		Additional premium - suckler cow - payments > 300,000 € - 14% modulation - R.73/09, Art.111(5) - calendar year 2012 - BE, ES, AT, PT	-	-	-	-	-	-	-	-	0.4	-	-	-	-	-	-	-	-	-	-	-	-	-	-	-	-	-	-	-	-	-	-	-	0.649	

ANNEX 33
 EXPENDITURE CHARGED AGAINST THE 2013 BUDGET
 DETAILS by SUB-ITEM and by MEMBER STATE

Budget Line	Fund Source	Item	BE	BG	CZ	DK	DE	EE	IE	EL	ES	FR	HR	IT	CY	LV	LT	LU	HU	MT	NL	AT	PL	PT	RO	SI	SK	FI	SE	UK	CE	TOTAL				
05 03 02 08 2122 079	C1	Additional suckler-cow premium	17.3	-	-	-	-	-	-	-	23.2	0.0	-	0.0	-	-	-	-	-	-	-	0.1	-	8.4	-	-	-	-	-	-	0.0	-	48.978			
05 03 02 08 2122 083	NA	Additional suckler-cow premium	-	-	-	-	-	-	-	-	-	-	-	-	-	-	-	-	-	-	-	-	-	-	-	-	-	-	-	-	-	-	-	48.978		
05 03 02 08 2122 099	C1	Special premium - R.1254/99, Art.4 - calendar year 1995 - DE	17.3	-	-	-	-	-	-	-	23.2	0.0	-	0.0	-	-	-	-	-	-	-	0.1	-	8.4	-	-	-	-	-	-	-	-	0.007			
05 03 02 08 2122 079	C1	Special premium - calendar year 2004 - 2, tranche - Art.1(1), R.1540/05 - IE, UK	-	-	-	-	-	-	-	-	-	-	-	-	-	-	-	-	-	-	-	-	-	-	-	-	-	-	-	-	-	-	-	-		
05 03 02 08 2122 093	C1	Special premium - calendar year 2008 and earlier - 1, tranche - R.1782/03, Art.123 - castrated	-	-	-	-0.0	-	-	0.0	-	-0.0	-	-	-	-	-	-	-	-	-	-	-	-	-	-	-	-	-	-	-	-	-	-	0.004		
05 03 02 08 2122 095	C1	Special premium - calendar year 2008 and earlier - 2, tranche - R.1782/03, Art.123 - castrated	-	-	-	-0.0	-	-	0.0	-	-0.0	-	-	-	-	-	-	-	-	-	-	-	-	-	-	-	-	-	-	-	-	-	-	0.015		
05 03 02 08 2122 097	C1	Special premium - calendar year 2008 and earlier - R.1782/03, Art.123 - not castrated	-	-	-	-0.0	-	-	0.0	-	-0.0	-	-	0.1	-	-	-	-	-	-	-	-	-	-	-	-	-	-	-	-	-	-	-	0.143		
05 03 02 08 2122 098	C1	Special premium - castrated - 1, tranche - 0% modulation - R.1782/03, Art.123; R.1973/04, Art.126 - calendar year 2009 - DK, SI, FI, SE	-	-	-	-0.0	-	-	-	-	-	-	-	-	-	-	-	-	-	-	-	-	-	-	-	-	-	-	-	-	-	-	-	-0.001		
05 03 02 08 2122 099	C1	Special premium - castrated - 1, tranche - payments 5.000 €-300.000 € - 7% modulation - R.1782/03, Art.123; R.1973/04, Art.126 - calendar year 2009 - DK, FI, SE	-	-	-	-0.0	-	-	-	-	-	-	-	-	-	-	-	-	-	-	-	-	-	-	-	-	-	-	-	-	-	-	-	-0.001		
05 03 02 08 2122 100	C1	Special premium - castrated - 1, tranche - payments > 300.000 € - 11% modulation - R.1782/03, Art.123; R.1973/04, Art.126 - calendar year 2009 - DK, FI, SE	-	-	-	-	-	-	-	-	-	-	-	-	-	-	-	-	-	-	-	-	-	-	-	-	-	-	-	-	-	-	-	-		
05 03 02 08 2122 104	C1	Special premium - castrated - 2, tranche - 0% modulation - R.1782/03, Art.123; R.1973/04, Art.126 - calendar year 2009 - DK, SI, FI, SE	-	-	-	-0.0	-	-	0.0	-	-	-	-	-	-	-	-	-	-	-	-	-	-	-	-	-	-	-	-	-	-	-	-	-	0.000	
05 03 02 08 2122 105	C1	Special premium - castrated - 2, tranche - payments 5.000 €-300.000 € - 7% modulation - R.1782/03, Art.123; R.1973/04, Art.126 - calendar year 2009 - DK, FI, SE	-	-	-	-	-	-	-	-	-	-	-	-	-	-	-	-	-	-	-	-	-	-	-	-	-	-	-	-	-	-	-	-	0.000	
05 03 02 08 2122 106	C1	Special premium - castrated - 2, tranche - payments > 300.000 € - 11% modulation - R.1782/03, Art.123; R.1973/04, Art.126 - calendar year 2009 - DK, FI, SE	-	-	-	-	-	-	-	-	-	-	-	-	-	-	-	-	-	-	-	-	-	-	-	-	-	-	-	-	-	-	-	-	-	
05 03 02 08 2122 110	C1	Special premium - not castrated - 0% modulation - R.1782/03, Art.123; R.1973/04, Art.126 - calendar year 2009 - DK, SI, FI, SE	-	-	-	-0.0	-	-	-	-	-	-	-	-	-	-	-	-	-	-	-	-	-	-	-	0.0	-	-	-	-	-	-	-	-	-0.023	
05 03 02 08 2122 111	C1	Special premium - not castrated - payments 5.000 €-300.000 € - 7% modulation - R.1782/03, Art.123; R.1973/04, Art.126 - calendar year 2009 - DK, FI, SE	-	-	-	-	-	-	-	-	-	-	-	-	-	-	-	-	-	-	-	-	-	-	-	-	-	-	-	-	-	-	-	-	0.002	
05 03 02 08 2122 112	C1	Special premium - not castrated - payments > 300.000 € - 11% modulation - R.1782/03, Art.123; R.1973/04, Art.126 - calendar year 2009 - DK, FI, SE	-	-	-	-	-	-	-	-	-	-	-	-	-	-	-	-	-	-	-	-	-	-	-	-	-	-	-	-	-	-	-	-	-	
05 03 02 08 2122 113	C1	Special premium - castrated - 1, tranche - 0% modulation - R.73/09, Art.110; R.1121/09, Art.82 - calendar year 2010 - DK, SI, SE	-	-	-	-0.0	-	-	-	-	-	-	-	-	-	-	-	-	-	-	-	-	-	-	-	-	-	-	-	-	-	-	-	-	-0.002	
05 03 02 08 2122 114	C1	Special premium - castrated - 1, tranche - payments 5.000 €-300.000 € - 8% modulation - R.73/09, Art.110; R.1121/09, Art.82 - calendar year 2010 - DK, SE	-	-	-	-	-	-	-	-	-	-	-	-	-	-	-	-	-	-	-	-	-	-	-	-	-	-	-	-	-	-	-	-	-	0.002
05 03 02 08 2122 115	C1	Special premium - castrated - 1, tranche - payments > 300.000 € - 12% modulation - R.73/09, Art.110; R.1121/09, Art.82 - calendar year 2010 - DK, SE	-	-	-	-	-	-	-	-	-	-	-	-	-	-	-	-	-	-	-	-	-	-	-	-	-	-	-	-	-	-	-	-	-	
05 03 02 08 2122 116	C1	Special premium - castrated - 2, tranche - 0% modulation - R.73/09, Art.110; R.1121/09, Art.82 - calendar year 2010 - DK, SI, SE	-	-	-	-	-	-	-	-	-	-	-	-	-	-	-	-	-	-	-	-	-	-	-	-	-	-	-	-	-	-	-	-	-	-0.002
05 03 02 08 2122 117	C1	Special premium - castrated - 2, tranche - payments 5.000 €-300.000 € - 8% modulation - R.73/09, Art.110; R.1121/09, Art.82 - calendar year 2010 - DK, SE	-	-	-	-	-	-	-	-	-	-	-	-	-	-	-	-	-	-	-	-	-	-	-	-	-	-	-	-	-	-	-	-	-	0.002
05 03 02 08 2122 118	C1	Special premium - castrated - 2, tranche - payments > 300.000 € - 12% modulation - R.73/09, Art.110; R.1121/09, Art.82 - calendar year 2010 - DK, SE	-	-	-	-	-	-	-	-	-	-	-	-	-	-	-	-	-	-	-	-	-	-	-	-	-	-	-	-	-	-	-	-	-	-
05 03 02 08 2122 119	C1	Special premium - not castrated - 0% modulation - R.73/09, Art.110; R.1121/09, Art.82 - calendar year 2010 - DK, SI, SE	-	-	-	-	-	-	-	-	-	-	-	-	-	-	-	-	-	-	-	-	-	-	-	-	-	-	-	-	-	-	-	-	-	-0.012

ANNEX 33
 EXPENDITURE CHARGED AGAINST THE 2013 BUDGET
 DETAILS by SUB-ITEM and by MEMBER STATE

Budget Line	Fund source	Item	BE	BG	CZ	DK	DE	EE	IE	EL	ES	FR	HR	IT	CY	LV	LT	LU	HU	MT	NL	AT	PL	PT	RO	SI	SK	FI	SE	UK	CE	TOTAL					
05 03 02 08 2122 120 C1		Special premium - not castrated - payments 5,000 € - 300,000 € - 8% modulation - R.73/09, Art.110; R.112/09, Art.82 - calendar year 2010 - DK, SE	-	-	-	-0.0	-	-	-	-	-	-	-	-	-	-	-	-	-	-	-	-	-	-	-	-	-	-	-	-	-	-	0.010				
05 03 02 08 2122 121		Special premium - not castrated - payments > 300,000 € - 12% modulation - R.73/09, Art.110; R.112/09, Art.82 - calendar year 2010 - DK, SE	-	-	-	-	-	-	-	-	-	-	-	-	-	-	-	-	-	-	-	-	-	-	-	-	-	-	-	-	-	-	-	-			
05 03 02 08 2122 122 C1		Special premium - castrated - 1. tranche - 0% modulation - R.73/09, Art.110; R.112/09, Art.82 - calendar year 2011 - DK, SI, SE	-	-	-	-	-	-	-	-	-	-	-	-	-	-	-	-	-	-	-	-	-	-	-	-	-	-	-	-	-	-	-	-	-0.001		
05 03 02 08 2122 123 C1		Special premium - castrated - 1. tranche - payments 5,000 €-300,000 € - 9% modulation - R.73/09, Art.110; R.112/09, Art.82 - calendar year 2011 - DK, SE	-	-	-	-	-	-	-	-	-	-	-	-	-	-	-	-	-	-	-	-	-	-	-	-	-	-	-	-	-	-	-	0.002			
05 03 02 08 2122 124		Special premium - castrated - 1. tranche - payments > 300,000 € - 13% modulation - R.73/09, Art.110; R.112/09, Art.82 - calendar year 2011 - DK, SE	-	-	-	-	-	-	-	-	-	-	-	-	-	-	-	-	-	-	-	-	-	-	-	-	-	-	-	-	-	-	-	-			
05 03 02 08 2122 125 C1		Special premium - castrated - 2. tranche - 0% modulation - R.73/09, Art.110; R.112/09, Art.82 - calendar year 2011 - DK, SI, SE	-	-	-	-	-	-	-	-	-	-	-	-	-	-	-	-	-	-	-	-	-	-	-	-	-	-	-	-	-	-	-	-	-0.001		
05 03 02 08 2122 126 C1		Special premium - castrated - 2. tranche - payments 5,000 €-300,000 € - 9% modulation - R.73/09, Art.110; R.112/09, Art.82 - calendar year 2011 - DK, SE	-	-	-	-	-	-	-	-	-	-	-	-	-	-	-	-	-	-	-	-	-	-	-	-	-	-	-	-	-	-	-	0.001			
05 03 02 08 2122 127		Special premium - castrated - 2. tranche - payments > 300,000 € - 13% modulation - R.73/09, Art.110; R.112/09, Art.82 - calendar year 2011 - DK, SE	-	-	-	-	-	-	-	-	-	-	-	-	-	-	-	-	-	-	-	-	-	-	-	-	-	-	-	-	-	-	-	-			
05 03 02 08 2122 128 C1		Special premium - not castrated - 0% modulation - R.73/09, Art.110; R.112/09, Art.82 - calendar year 2011 - DK, SI, SE	-	-	-	-	-	-	-	-	-	-	-	-	-	-	-	-	-	-	-	-	-	-	-	-	-	-	-	-	-	-	-	-	-0.045		
05 03 02 08 2122 129 C1		Special premium - not castrated - payments 5,000 € - 300,000 € - 9% modulation - R.73/09, Art.110; R.112/09, Art.82 - calendar year 2011 - DK, SE	-	-	-	-	-	-	-	-	-	-	-	-	-	-	-	-	-	-	-	-	-	-	-	-	-	-	-	-	-	-	-	-	0.045		
05 03 02 08 2122 130		Special premium - not castrated - payments > 300,000 € - 13% modulation - R.73/09, Art.110; R.112/09, Art.82 - calendar year 2011 - DK, SE	-	-	-	-	-	-	-	-	-	-	-	-	-	-	-	-	-	-	-	-	-	-	-	-	-	-	-	-	-	-	-	-	-		
05 03 02 08 C1		Beef special premium	-	-	-	-	-	-	-	-	-	-	-	-	-	-	-	-	-	-	-	-	-	-	-	-	-	-	-	-	-	-	-	-	-		
05 03 02 09 2124 056 C1		Call premium - R.1782/03, Art.130; R.1973/04, Art.126 - calendar year 2009 - BE, ES, FR, NL, AT, PT	-	-	-	-	-	-	-	-	-	-	-	-	-	-	-	-	-	-	-	-	-	-	-	-	-	-	-	-	-	-	-	-	-	-	
05 03 02 09 2124 057 C1		Call premium - 0% modulation - R.1782/03, Art.130; R.1973/04, Art.126 - calendar year 2009 - BE, ES, FR, NL, AT, PT	-	-	-	-	-	-	-	-	-	-	-	-	-	-	-	-	-	-	-	-	-	-	-	-	-	-	-	-	-	-	-	-	-	-	
05 03 02 09 2124 058 C1		Call premium - payments 5,000 €-300,000 € - 7% modulation - R.1782/03, Art.130; R.1973/04, Art.126 - calendar year 2009 - BE, ES, FR, NL, AT, PT	-	-	-	-	-	-	-	-	-	-	-	-	-	-	-	-	-	-	-	-	-	-	-	-	-	-	-	-	-	-	-	-	-	-	
05 03 02 09 2124 059		Call premium - payments >300,000 € - 11% modulation - R.1782/03, Art.130; R.1973/04, Art.126 - calendar year 2009 - BE, ES, FR, NL, AT, PT	-	-	-	-	-	-	-	-	-	-	-	-	-	-	-	-	-	-	-	-	-	-	-	-	-	-	-	-	-	-	-	-	-	-	
05 03 02 09 2124 060 C1		Call premium - 0% modulation - R.73/09, Art.116(1)(b); R.112/09, Art.82 - calendar year 2010 - BE, ES, PT	-	-	-	-	-	-	-	-	-	-	-	-	-	-	-	-	-	-	-	-	-	-	-	-	-	-	-	-	-	-	-	-	-	-	0.000
05 03 02 09 2124 060 NA		Call premium - 0% modulation - R.73/09, Art.116(1)(b); R.112/09, Art.82 - calendar year 2010 - BE, ES, PT	-	-	-	-	-	-	-	-	-	-	-	-	-	-	-	-	-	-	-	-	-	-	-	-	-	-	-	-	-	-	-	-	-	-	
05 03 02 09 2124 060		Call premium - 0% modulation - R.73/09, Art.116(1)(b); R.112/09, Art.82 - calendar year 2010 - BE, ES, PT	-	-	-	-	-	-	-	-	-	-	-	-	-	-	-	-	-	-	-	-	-	-	-	-	-	-	-	-	-	-	-	-	-	-	0.000
05 03 02 09 2124 061 C1		Call premium - payments 5,000 €-300,000 € - 8% modulation - R.73/09, Art.116(1)(b); R.112/09, Art.82 - calendar year 2010 - BE, ES, PT	0.0	-	-	-	-	-	-	-	-	-	-	-	-	-	-	-	-	-	-	-	-	-	-	-	-	-	-	-	-	-	-	-	-	0.001	
05 03 02 09 2124 061 NA		Call premium - payments 5,000 €-300,000 € - 8% modulation - R.73/09, Art.116(1)(b); R.112/09, Art.82 - calendar year 2010 - BE, ES, PT	-	-	-	-	-	-	-	-	-	-	-	-	-	-	-	-	-	-	-	-	-	-	-	-	-	-	-	-	-	-	-	-	-	-	
05 03 02 09 2124 061		Call premium - payments 5,000 €-300,000 € - 8% modulation - R.73/09, Art.116(1)(b); R.112/09, Art.82 - calendar year 2010 - BE, ES, PT	-	-	-	-	-	-	-	-	-	-	-	-	-	-	-	-	-	-	-	-	-	-	-	-	-	-	-	-	-	-	-	-	-	-	

ANNEX 33
 EXPENDITURE CHARGED AGAINST THE 2013 BUDGET
 DETAILS by SUB-ITEM and by MEMBER STATE

Budget Line	Fund Source	Item	BE	BG	CZ	DK	DE	EE	IE	EL	ES	FR	HR	IT	CY	LV	LT	LU	HU	MT	NL	AT	PL	PT	RO	SI	SK	FI	SE	UK	CE	TOTAL	
05 03 02 10 2124 091		Adult premium - payments > 300.000 € - 12% modulation - R.73/09, Art.116(1)(g); R.1121/09, Art.82 - calendar year 2010 - ES, PT	-	-	-	-	-	-	-	-	0.0	-	-	-	-	-	-	-	-	-	-	-	0.0	-	-	-	-	-	-	-	-	0.000	
05 03 02 10 2124 092 C1		Adult premium - 0% modulation - R.73/09, Art.116(1)(g); R.1121/09, Art.82 - calendar year 2011 - ES, PT	-	-	-	-	-	-	-	-	0.0	-	-	-	-	-	-	-	-	-	-	-	0.0	-	-	-	-	-	-	-	-	0.014	
05 03 02 10 2124 093 C1		Adult premium - payments 5.000 €-300.000 € - 9% modulation - R.73/09, Art.116(1)(g); R.1121/09, Art.82 - calendar year 2011 - ES, PT	-	-	-	-	-	-	-	-	0.1	-	-	-	-	-	-	-	-	-	-	-	0.1	-	-	-	-	-	-	-	-	0.191	
05 03 02 10 2124 094 C1		Adult premium - payments > 300.000 € - 13% modulation - R.73/09, Art.116(1)(g); R.1121/09, Art.82 - calendar year 2011 - ES, PT	-	-	-	-	-	-	-	-	0.0	-	-	-	-	-	-	-	-	-	-	-	0.0	-	-	-	-	-	-	-	-	0.005	
05 03 02 10	C1	Beef slaughter premium — Adults	-	-	-	-	0.0	-	0.0	0.2	0.0	0.0	0.0	0.0	-	-	-	-	-	-	-	0.0	0.2	-	-	-	-	-	-	-	-	0.410	
05 03 02 10	NA	Beef slaughter premium — Adults	-	-	-	-	0.0	-	0.0	0.2	0.0	0.0	0.0	0.0	-	-	-	-	-	-	-	0.0	0.2	-	-	-	-	-	-	-	-	0.410	
05 03 02 13 2220 071 C1		Ewe and goat premium - non milking ewes - R.1782/03, Art.113 - calendar year 2008 and earlier	-	-	-	-	-0.0	-	0.0	-	-0.0	-	-	-	-	-	-	-	-	-	-	-	0.0	-	-	-	-	-	-	-	-	0.103	
05 03 02 13 2220 072 C1		Ewe and goat premium - milking ewes - R.1782/03, Art.113 - calendar year 2008 and earlier	-	-	-	-	-	-	-	-	0.0	-	-	-	-	-	-	-	-	-	-	-	-	-	-	-	-	-	-	-	-	-0.002	
05 03 02 13 2220 073 C1		Ewe and goat premium - she-goats - R.1782/03, Art.113 - calendar year 2008 and earlier	-	-	-	-	-	-	-	0.0	-	-	-	-	-	-	-	-	-	-	-	-	0.0	-	-	-	-	-	-	-	-	0.017	
05 03 02 13 2220 074 C1		Ewe and goat premium - non milking ewes - 0% modulation - R.1782/03, Art.113 - calendar year 2009 - DK, ES, FR, PT, SI, FI	-	-	-	-	-0.0	-	-	0.0	-	-	-	-	-	-	-	-	-	-	-	-	0.0	-	-	-	-	-	-	-	-	0.005	
05 03 02 13 2220 075 C1		Ewe and goat premium - non milking ewes - payments > 300.000 € - 7% modulation - R.1782/03, Art.113 - calendar year 2009 - DK, ES, FR, FI, PT	-	-	-	-	-	-	-	0.0	-0.0	-	-	-	-	-	-	-	-	-	-	-	0.0	-	-	-	-0.0	-	-	-	-	0.050	
05 03 02 13 2220 076		Ewe and goat premium - non milking ewes - payments > 300.000 € - 11% modulation - R.1782/03, Art.113 - calendar year 2009 - DK, ES, FR, FI, PT	-	-	-	-	-	-	-	-	-	-	-	-	-	-	-	-	-	-	-	-	-	-	-	-	-	-	-	-	-	-	
05 03 02 13 2220 078		Ewe and goat premium - milking ewes - 0% modulation - R.1782/03, Art.113 - calendar year 2009 - DK, ES, FR, PT, SI, FI	-	-	-	-	-	-	-	-	-	-	-	-	-	-	-	-	-	-	-	-	-	-	-	-	-	-	-	-	-	-	-
05 03 02 13 2220 079 C1		Ewe and goat premium - milking ewes - payments 5.000 €-300.000 € - 7% modulation - R.1782/03, Art.113 - calendar year 2009 - DK, ES, FR, FI, PT	-	-	-	-	-	-	-	-0.0	-	-	-	-	-	-	-	-	-	-	-	-	-	0.0	-	-	-	-	-	-	-	-	-0.001
05 03 02 13 2220 080		Ewe and goat premium - milking ewes - payments > 300.000 € - 11% modulation - R.1782/03, Art.113 - calendar year 2009 - DK, ES, FR, FI, PT	-	-	-	-	-	-	-	-	-	-	-	-	-	-	-	-	-	-	-	-	-	-	-	-	-	-	-	-	-	-	-
05 03 02 13 2220 082 C1		Ewe and goat premium - she-goats - 0% modulation - R.1782/03, Art.113 - calendar year 2009 - DK, ES, PT, SI, FI	-	-	-	-	-	-	-	-	-0.0	-	-	-	-	-	-	-	-	-	-	-	-	-	-	-	-	-	-	-	-	-	-0.000
05 03 02 13 2220 083 C1		Ewe and goat premium - she-goats - payments 5.000 €-300.000 € - 7% modulation - R.1782/03, Art.113 - calendar year 2009 - DK, ES, FI, PT	-	-	-	-	-	-	-	0.0	-	-	-	-	-	-	-	-	-	-	-	-	-	0.0	-	-	-	-	-	-	-	-	0.005
05 03 02 13 2220 084		Ewe and goat premium - she-goats - payments > 300.000 € - 11% modulation - R.1782/03, Art.113 - calendar year 2009 - DK, ES, PT, FI	-	-	-	-	-	-	-	-	-	-	-	-	-	-	-	-	-	-	-	-	-	-	-	-	-	-	-	-	-	-	-
05 03 02 13 2220 085 C1		Ewe and goat premium - non milking ewes - 0% modulation - R.73/09, Art.101 - calendar year 2010 - DK, PT, FI	-	-	-	-	-	-	-	-	-	-	-	-	-	-	-	-	-	-	-	-	-	0.0	-	-	-	-	-	-	-	-	0.002
05 03 02 13 2220 085 NA		Ewe and goat premium - non milking ewes - 0% modulation - R.73/09, Art.101 - calendar year 2010 - DK, PT, FI	-	-	-	-	-	-	-	-	-	-	-	-	-	-	-	-	-	-	-	-	-	-	-	-	-	-	-	-	-	-	-
05 03 02 13 2220 085		Ewe and goat premium - non milking ewes - 0% modulation - R.73/09, Art.101 - calendar year 2010 - DK, PT, FI	-	-	-	-	-	-	-	-	-	-	-	-	-	-	-	-	-	-	-	-	-	0.0	-	-	-	-	-	-	-	-	0.002
05 03 02 13 2220 086 C1		Ewe and goat premium - non milking ewes - payments 5.000 €-300.000 € - 8% modulation - R.73/09, Art.101 - calendar year 2010 - DK, PT, FI	-	-	-	-	-	-	-	-	-	-	-	-	-	-	-	-	-	-	-	-	-	0.0	-	-	-	-	-	-	-	-	0.005
05 03 02 13 2220 086 NA		Ewe and goat premium - non milking ewes - payments 5.000 €-300.000 € - 8% modulation - R.73/09, Art.101 - calendar year 2010 - DK, PT, FI	-	-	-	-	-	-	-	-	-	-	-	-	-	-	-	-	-	-	-	-	-	-	-	-	-	-	-	-	-	-	-

ANNEX 33
 EXPENDITURE CHARGED AGAINST THE 2013 BUDGET
 DETAILS by SUB-ITEM and by MEMBER STATE

Budget Line	Fund Source	Item	In EUR million																	TOTAL																	
			BE	BG	CZ	DK	DE	EE	IE	EL	ES	FR	HR	IT	CY	LV	LT	LU	HU		MT	NL	AT	PL	PT	RO	SI	SK	FI	SE	UK	CE					
05 03 02 14 2221 110 C1		Supplementary premium - she-goats - payments 5,000 €-300,000 € - 10% modulation - R.73/09, Art.102 - calendar year 2012 - PT, FI	-	-	-	-	-	-	-	-	-	-	-	-	-	-	-	-	-	-	-	-	-	0.3	-	-	-	-	-	-	-	-	-	-	-	-	0.324
05 03 02 14 2221 111 C1		Supplementary premium - she-goats - payments > 300,000 € - 14% modulation - R.73/09, Art.102 - calendar year 2012 - PT, FI	-	-	-	-	-	-	-	-	-	-	-	-	-	-	-	-	-	-	-	-	-	0.0	-	-	-	-	-	-	-	-	-	-	-	-	0.003
05 03 02 14 C1		Sheep and goat supplementary premium	-	-	-	-	-	-	-	0.0	0.0	0.0	-	-	-	-	-	-	-	-	-	-	6.6	-	-	-	-	-	-	-	-	-	-	-	-	6.821	
05 03 02 14 NA		Sheep and goat supplementary premium	-	-	-	-	-	-	-	-	-	-	-	-	-	-	-	-	-	-	-	-	-	-	-	-	-	-	-	-	-	-	-	-	-	-	
05 03 02 14 C1		Sheep and goat supplementary premium	-	-	-	-	-	-	-	0.0	0.0	0.0	-	-	-	-	-	-	-	-	-	-	6.6	-	-	-	-	-	-	-	-	-	-	-	-	6.821	
05 03 02 18 0000 005		Aid - producers of starch potatoes - R.1782/03, Art.93 - calendar year 2008 and earlier	-	-	-	-	-	-	-	-	-	-	-	-	-	-	-	-	-	-	-	-	-	-	-	-	-	-	-	-	-	-	-	-	-	-	
05 03 02 18 0000 006 C1		Aid - producers of starch potatoes - 0% modulation - R.73/09, Art.77 - calendar year 2009 - DK, DE, ES, FR, NL, AT, FI, SE	-	-	-	-	-	-	-	-	-	-	-	-	-	-	-	-	-	-	-	-	-	-	-	-	-	-	-	-	-	-	-	-	-	-0.000	
05 03 02 18 0000 007 C1		Aid - producers of starch potatoes - payments 5,000 €-300,000 € - 7% modulation - R.73/09, Art.77 - calendar year 2009 - DK, DE, ES, FR, NL, AT, FI, SE	-	-	-	-	-	-	-	-	-	-	-	-	-	-	-	-	-	-	-	-	-	-	-	-	-	-	-	-	-	-	-	-	-	0.000	
05 03 02 18 0000 008		Aid - producers of starch potatoes - payments > 300,000 € - 11% modulation - R.73/09, Art.77 - calendar year 2009 - DK, DE, ES, FR, NL, AT, FI, SE	-	-	-	-	-	-	-	-	-	-	-	-	-	-	-	-	-	-	-	-	-	-	-	-	-	-	-	-	-	-	-	-	-	-	
05 03 02 18 0000 009 C1		Aid - producers of starch potatoes - 0% modulation - R.73/09, Art.77 - calendar year 2010 - DK, DE, ES, FR, NL, AT, FI, SE	-	-	-	-	-	-	-	-	-	-	-	-	-	-	-	-	-	-	-	-	-	-	-	-	-	-	-	-	-	-	-	-	-	-	
05 03 02 18 0000 010 C1		Aid - producers of starch potatoes - payments 5,000 €-300,000 € - 8% modulation - R.73/09, Art.77 - calendar year 2010 - DK, DE, ES, FR, NL, AT, FI, SE	-	-	-	-	-	-	-	0.0	0.0	0.0	-	-	-	-	-	-	-	-	-	-	-	-	-	-	-	-	-	-	-	-	-	-	-	-	
05 03 02 18 0000 010 NA		Aid - producers of starch potatoes - payments 5,000 €-300,000 € - 8% modulation - R.73/09, Art.77 - calendar year 2010 - DK, DE, ES, FR, NL, AT, FI, SE	-	-	-	-	-	-	-	-	-	-	-	-	-	-	-	-	-	-	-	-	-	-	-	-	-	-	-	-	-	-	-	-	-	-	
05 03 02 18 0000 010		Aid - producers of starch potatoes - payments 5,000 €-300,000 € - 8% modulation - R.73/09, Art.77 - calendar year 2010 - DK, DE, ES, FR, NL, AT, FI, SE	-	-	-	-	-	-	-	0.0	0.0	0.0	-	-	-	-	-	-	-	-	-	-	-	-	-	-	-	-	-	-	-	-	-	-	-	-	
05 03 02 18 0000 011		Aid - producers of starch potatoes - payments > 300,000 € - 12% modulation - R.73/09, Art.77 - calendar year 2010 - DK, DE, ES, FR, NL, AT, FI, SE	-	-	-	-	-	-	-	-	-	-	-	-	-	-	-	-	-	-	-	-	-	-	-	-	-	-	-	-	-	-	-	-	-	-	
05 03 02 18 0000 012 C1		Aid - producers of starch potatoes - 0% modulation - R.73/09, Art.77 - calendar year 2011 - DK, DE, ES, FR, NL, AT, FI, SE	-	-	-	-	-	-	-	-	-	-	-	-	-	-	-	-	-	-	-	-	-	-	-	-	-	-	-	-	-	-	-	-	-	-	
05 03 02 18 0000 012 NA		Aid - producers of starch potatoes - 0% modulation - R.73/09, Art.77 - calendar year 2011 - DK, DE, ES, FR, NL, AT, FI, SE	-	-	-	-	-	-	-	-	-	-	-	-	-	-	-	-	-	-	-	-	-	-	-	-	-	-	-	-	-	-	-	-	-	-	
05 03 02 18 0000 012		Aid - producers of starch potatoes - 0% modulation - R.73/09, Art.77 - calendar year 2011 - DK, DE, ES, FR, NL, AT, FI, SE	-	-	-	-	-	-	-	-	-	-	-	-	-	-	-	-	-	-	-	-	-	-	-	-	-	-	-	-	-	-	-	-	-	-	
05 03 02 18 0000 013 C1		Aid - producers of starch potatoes - payments 5,000 €-300,000 € - 9% modulation - R.73/09, Art.77 - calendar year 2011 - DK, DE, ES, FR, NL, AT, FI, SE	-	-	-	-	-	-	-	0.0	0.0	0.0	-	-	-	-	-	-	-	-	-	-	-	-	-	-	-	-	-	-	-	-	-	-	-	-	
05 03 02 18 0000 013 NA		Aid - producers of starch potatoes - payments 5,000 €-300,000 € - 9% modulation - R.73/09, Art.77 - calendar year 2011 - DK, DE, ES, FR, NL, AT, FI, SE	-	-	-	-	-	-	-	-	-	-	-	-	-	-	-	-	-	-	-	-	-	-	-	-	-	-	-	-	-	-	-	-	-	-	
05 03 02 18 0000 013		Aid - producers of starch potatoes - payments 5,000 €-300,000 € - 9% modulation - R.73/09, Art.77 - calendar year 2011 - DK, DE, ES, FR, NL, AT, FI, SE	-	-	-	-	-	-	-	0.0	0.0	0.0	-	-	-	-	-	-	-	-	-	-	-	-	-	-	-	-	-	-	-	-	-	-	-	-	
05 03 02 18 0000 014		Aid - producers of starch potatoes - payments > 300,000 € - 13% modulation - R.73/09, Art.77 - calendar year 2011 - DK, DE, ES, FR, NL, AT, FI, SE	-	-	-	-	-	-	-	-	-	-	-	-	-	-	-	-	-	-	-	-	-	-	-	-	-	-	-	-	-	-	-	-	-	-	

ANNEX 33
EXPENDITURE CHARGED AGAINST THE 2013 BUDGET
DETAILS by SUB-ITEM and by MEMBER STATE

Budget Line	Fund Source	Item	BE	BG	CZ	DK	DE	EE	IE	EL	ES	FR	HR	IT	CY	LV	LT	LU	HU	MT	NL	AT	PL	PT	RO	SI	SK	FI	SE	UK	CE	TOTAL		
05 03 02 18	C1	Payments to starch potato producers	-	-	-	0.1	0.0	-	-	-	-	0.0	-	-	-	-	-	-	-	-	-	0.0	-	-	-	-	-	-	-	-	-	0.135		
05 03 02 18	NA	Payments to starch potato producers	-	-	-	-	-	-	-	-	-	-	-	-	-	-	-	-	-	-	-	-	-	-	-	-	-	-	-	-	-	-	0.135	
05 03 02 18	NA	Payments to starch potato producers	-	-	-	0.1	0.0	-	-	-	-	0.0	-	-	-	-	-	-	-	-	-	0.0	-	-	-	-	-	-	-	-	-	0.047		
05 03 02 19 1858 013	C1	Per hectare aid - rice - R.1782/03, Art.73 - calendar year 2008 and earlier	-	-	-	-	-	-	-	0.0	-	-	-	-	-	-	-	-	-	-	-	-	-	-	-	-	-	-	-	-	-	-	-	
05 03 02 19 1858 014	C1	Per hectare aid - rice - R.1782/03, Art.73 - payments without modulation - Guiana - calendar year 2008 and earlier	-	-	-	-	-	-	-	-	-	-	-	-	-	-	-	-	-	-	-	-	-	-	-	-	-	-	-	-	-	-	-	
05 03 02 19 1858 015	C1	Per hectare aid - rice - 0% modulation - R.73/09, Art.73 - calendar year 2009 - EL, ES, FR, IT, PT	-	-	-	-	-	-	-	0.0	-	-	-	-	-	-	-	-	-	-	-	-	-	-	-	-	-	-	-	-	-	-	0.002	
05 03 02 19 1858 016	C1	Per hectare aid - rice - payments 5.000 €-300.000 €- 7% modulation - R.73/09, Art.73 - calendar year 2009 - EL, ES, FR, PT, IT	-	-	-	-	-	-	-	0.0	-	0.0	-	-	-	-	-	-	-	-	-	-	-	-	-	-	-	-	-	-	-	-	0.027	
05 03 02 19 1858 017	C1	Per hectare aid - rice - payments > 300.000 € - 11% modulation - R.73/09, Art.73 - calendar year 2009 - EL, ES, FR, PT, IT	-	-	-	-	-	-	-	-	-	-	-	-	-	-	-	-	-	-	-	-	-	-	-	-	-	-	-	-	-	-	-	
05 03 02 19 1858 018	C1	Per hectare aid - rice - 0% modulation - R.73/09, Art.73 - calendar year 2010 - ES, FR, IT, PT	-	-	-	-	-	-	-	0.0	-	-	-	-	-	-	-	-	-	-	-	-	-	-	-	-	-	-	-	-	-	-	0.003	
05 03 02 19 1858 019	C1	Per hectare aid - rice - payments 5.000 €-300.000 €- 8% modulation - R.73/09, Art.73 - calendar year 2010 - ES, FR, IT, PT	-	-	-	-	-	-	-	0.0	-	0.0	-	-	-	-	-	-	-	-	-	-	-	-	-	-	-	-	-	-	-	-	0.105	
05 03 02 19 1858 020	C1	Per hectare aid - rice - payments > 300.000 € - 12% modulation - R.73/09, Art.73 - calendar year 2010 - ES, FR, IT, PT	-	-	-	-	-	-	-	-	-	-	-	-	-	-	-	-	-	-	-	-	-	-	-	-	-	-	-	-	-	-	-	
05 03 02 19 1858 021	C1	Per hectare aid - rice - 0% modulation - R.73/09, Art.73 - calendar year 2011 - ES, FR, IT, PT	-	-	-	-	-	-	-	-	-	-	-	0.0	-	-	-	-	-	-	-	-	-	-	-	-	-	-	-	-	-	-	0.004	
05 03 02 19 1858 022	C1	Per hectare aid - rice - payments 5.000 €-300.000 €- 9% modulation - R.73/09, Art.73 - calendar year 2011 - ES, FR, IT, PT	-	-	-	-	-	-	-	0.0	-	0.0	-	-	-	-	-	-	-	-	-	-	-	-	-	-	-	-	-	-	-	-	0.076	
05 03 02 19 1858 023	C1	Per hectare aid - rice - payments > 300.000 € - 13% modulation - R.73/09, Art.73 - calendar year 2011 - ES, FR, IT, PT	-	-	-	-	-	-	-	-	-	-	-	0.0	-	-	-	-	-	-	-	-	-	-	-	-	-	-	-	-	-	-	0.000	
05 03 02 19	C1	Area aid for rice	-	-	-	-	-	-	-	0.1	0.0	-	-	0.2	-	-	-	-	-	-	-	-	-	-	-	-	-	-	-	-	-	0.265		
05 03 02 21 1210 041	C1	Financing of associations - R.136/66, title II - marketing year 04/05 and earlier	-	-	-	-	-	-	-	-	-	-	-	-	-	-	-	-	-	-	-	-	-	-	-	-	-	-	-	-	-	-	-	-
05 03 02 21 1210 051	C1	Financing of producer organisations - R.136/66, title II - marketing year 04/05 and earlier	-	-	-	-	-	-	-	-	-	-	-	-	-	-	-	-	-	-	-	-	-	-	-	-	-	-	-	-	-	-	-	-
05 03 02 21 1210 061	C1	Balance to be paid - on basis of applications - R.136/66, title II - marketing year 04/05 and earlier	-	-	-	-	-	-	-	-	-	-	-	-	-	-	-	-	-	-	-	-	-	-	-	-	-	-	-	-	-	-	-	-
05 03 02 21 1210 074	C1	Small-scale producers - R.136/66, title II - marketing year 3/7/89 and earlier	-	-	-	-	-	-	-	-	-	-	-	-	-	-	-	-	-	-	-	-	-	-	-	-	-	-	-	-	-	-	-	-
05 03 02 21 1210 403	C1	Aid for olive groves - R.1782/03, Art.110(3) - calendar year 2008 and earlier	-	-	-	-	-	-	-	0.0	0.1	-	-	0.2	-	-	-	-	-	-	-	-	-	-	-	-	-	-	-	-	-	-	0.271	
05 03 02 21 1210 404	C1	Aid for olive groves - 0% modulation - R.1782/03, Art.110(3) - calendar year 2009 - ES	-	-	-	-	-	-	-	-	-	-	-	-	-	-	-	-	-	-	-	-	-	-	-	-	-	-	-	-	-	-	0.006	
05 03 02 21 1210 405	C1	Aid for olive groves - payments 5.000 €-300.000 €- 7% modulation - R.1782/03, Art.110(3) - calendar year 2009 - ES	-	-	-	-	-	-	-	-	-	-	-	-	-	-	-	-	-	-	-	-	-	-	-	-	-	-	-	-	-	-	0.007	
05 03 02 21 1210 406	C1	Aid for olive groves - payments > 300.000 € - 11% modulation - R.1782/03, Art.110(3) - calendar year 2009 - ES	-	-	-	-	-	-	-	-	-	-	-	-	-	-	-	-	-	-	-	-	-	-	-	-	-	-	-	-	-	-	-	-
05 03 02 21	C1	Aid for olive groves	-	-	-	-	-	-	-	0.0	0.1	-	-	0.2	-	-	-	-	-	-	-	-	-	-	-	-	-	-	-	-	-	-	-	0.284
05 03 02 22 1710 028	C1	Aid - tobacco - R.1782/03, Art.110 - crop 2008 and earlier	-	-	-	-	-	-	-	-	-	-	-	-	-	-	-	-	-	-	-	-	-	-	-	-	-	-	-	-	-	-	-	0.008
05 03 02 22 1710 029	C1	Aid - tobacco - 0% modulation - R.1782/03, Art.110 - crop 2009 - DE, ES, FR, IT, PT	-	-	-	-	-	-	-	-	-	-	-	-	-	-	-	-	-	-	-	-	-	-	-	-	-	-	-	-	-	-	-	0.004
05 03 02 22 1710 030	C1	Aid - tobacco - payments 5.000 €-300.000 €- 7% modulation - R.1782/03, Art.110 - crop 2009 - DE, ES, FR, IT, PT	-	-	-	-	-	-	-	-	-	-	-	-	-	-	-	-	-	-	-	-	-	-	-	-	-	-	-	-	-	-	-	-
05 03 02 22 1710 031	C1	Aid - tobacco - payments > 300.000 € - 11% modulation - R.1782/03, Art.110 - crop 2009 - DE, ES, FR, IT, PT	-	-	-	-	-	-	-	-	-	-	-	-	-	-	-	-	-	-	-	-	-	-	-	-	-	-	-	-	-	-	-	-
05 03 02 22 1710 042	C1	Special aid - Art.12, R.2075/92 - crop 2005 and earlier	-	-	-	-	-	-	-	-	-	-	-	0.0	-	-	-	-	-	-	-	-	-	-	-	-	-	-	-	-	-	-	0.025	
05 03 02 22	C1	Tobacco aid	-	-	-	-	-	-	-	-	0.0	-	-	0.0	-	-	-	-	-	-	-	-	-	-	-	-	-	-	-	-	-	-	0.038	

ANNEX 33
 EXPENDITURE CHARGED AGAINST THE 2013 BUDGET
 DETAILS by SUB-ITEM and by MEMBER STATE

Budget Line	Fund	Source	Item	BE	BG	CZ	DK	DE	EE	IE	EL	ES	FR	HR	IT	CY	LV	LT	LU	HU	MT	NL	AT	PL	PT	RO	SI	SK	FI	SE	UK	CE	TOTAL		
05 03 02 25 0000 025	NA		Protein crops premium - payments < 5.000 € - 300.000 € - 9% modulation - R.73/09, Art.79 - calendar year 2011 - BE, DE, IE, ES, FR, IT, PT	-	-	-	-	-	-	0.0	-	0.0	0.0	-	-	-	-	-	-	-	-	-	-	-	-	-	-	-	-	-	-	-	-	0.035	
05 03 02 25 0000 026	C1		Protein crops premium - payments < 5.000 € - 300.000 € - 13% modulation - R.73/09, Art.79 - calendar year 2011 - BE, DE, IE, ES, FR, IT, PT	-	-	-	-	-	-	-	-	-	-	-	-	-	-	-	-	-	-	-	-	-	-	-	-	-	-	-	-	-	-	0.002	
05 03 02 25 0000 027	C1		Protein crops premium - payments < 5.000 € - 14% modulation - R.73/09, Art.79 - calendar year 2011 - England, UK	-	-	-	-	-	-	-	-	-	-	-	-	-	-	-	-	-	-	-	-	-	-	-	-	-	-	-	-	-	-	0.225	
05 03 02 25 0000 027	NA		Protein crops premium - payments < 5.000 € - 14% modulation - R.73/09, Art.79 - calendar year 2011 - England, UK	-	-	-	-	-	-	-	-	-	-	-	-	-	-	-	-	-	-	-	-	-	-	-	-	-	-	-	-	-	-	-	-
05 03 02 25 0000 027	C1		Protein crops premium - payments > 5.000 € - 19% modulation - R.73/09, Art.79 - calendar year 2011 - England, UK	-	-	-	-	-	-	-	-	-	-	-	-	-	-	-	-	-	-	-	-	-	-	-	-	-	-	-	-	-	-	-	0.019
05 03 02 25 0000 028	NA		Protein crops premium - payments > 5.000 € - 19% modulation - R.73/09, Art.79 - calendar year 2011 - England, UK	-	-	-	-	-	-	-	-	-	-	-	-	-	-	-	-	-	-	-	-	-	-	-	-	-	-	-	-	-	-	-	-
05 03 02 25 0000 028	C1		Protein crops premium - payments > 5.000 € - 19% modulation - R.73/09, Art.79 - calendar year 2011 - England, UK	-	-	-	-	-	-	-	-	-	-	-	-	-	-	-	-	-	-	-	-	-	-	-	-	-	-	-	-	-	-	-	0.019
05 03 02 25 0000 028	C1		Protein crop premium	-	-	-	-	0.0	-	0.0	0.0	0.0	0.0	-	-	-	-	-	-	-	-	-	-	-	-	-	-	-	-	-	-	-	-	-	0.719
05 03 02 25 0000 025	NA		Protein crop premium	-	-	-	-	-	-	-	-	-	-	-	-	-	-	-	-	-	-	-	-	-	-	-	-	-	-	-	-	-	-	-	-
05 03 02 25 0000 005	C1		Area payments - nuts - R.1782/03, Art.83 - calendar year 2008 and earlier	-	-	-	-	0.0	-	0.0	0.0	0.0	0.0	-	-	-	-	-	-	-	-	-	-	-	-	-	-	-	-	-	-	-	-	-	0.719
05 03 02 26 0000 006	C1		Area payments - nuts - 0% modulation - R.73/09, Art.82 - calendar year 2009 - BE, DE, EL, ES, FR, IT, LU, NL, AT, PT, SI	-	-	-	-	-	-	-	-	-	-	-	-	-	-	-	-	-	-	-	-	-	-	-	-	-	-	-	-	-	-	-	0.305
05 03 02 26 0000 007	C1		Area payments - nuts - payments > 5.000 € - 300.000 € - 7% modulation - R.73/09, Art.82 - calendar year 2009 - BE, DE, EL, ES, FR, IT, LU, NL, AT, PT	-	-	-	-	-	-	-	-	-	-	-	-	-	-	-	-	-	-	-	-	-	-	-	-	-	-	-	-	-	-	-	0.028
05 03 02 26 0000 008			Area payments - nuts - payments > 300.000 € - 11% modulation - R.73/09, Art.82 - calendar year 2009 - BE, DE, EL, ES, FR, IT, LU, NL, AT, PT	-	-	-	-	-	-	-	-	-	-	-	-	-	-	-	-	-	-	-	-	-	-	-	-	-	-	-	-	-	-	-	-
05 03 02 26 0000 010	C1		Area payments - nuts - payments < 5.000 € - 14% modulation - R.73/09, Art.82 - calendar year 2009 - England, UK	-	-	-	-	-	-	-	-	-	-	-	-	-	-	-	-	-	-	-	-	-	-	-	-	-	-	-	-	-	-	-	0.000
05 03 02 26 0000 011			Area payments - nuts - payments > 5.000 € - 19% modulation - R.73/09, Art.82 - calendar year 2009 - England, UK	-	-	-	-	-	-	-	-	-	-	-	-	-	-	-	-	-	-	-	-	-	-	-	-	-	-	-	-	-	-	-	-
05 03 02 26 0000 012			Area payments - nuts - payments < 5.000 € - 7% modulation - R.73/09, Art.82 - calendar year 2009 - Northern Ireland, UK	-	-	-	-	-	-	-	-	-	-	-	-	-	-	-	-	-	-	-	-	-	-	-	-	-	-	-	-	-	-	-	-
05 03 02 26 0000 013			Area payments - nuts - payments > 5.000 € - 12% modulation - R.73/09, Art.82 - calendar year 2009 - Northern Ireland, UK	-	-	-	-	-	-	-	-	-	-	-	-	-	-	-	-	-	-	-	-	-	-	-	-	-	-	-	-	-	-	-	-
05 03 02 26 0000 014			Area payments - nuts - payments < 5.000 € - 4.2% modulation - R.73/09, Art.82 - calendar year 2009 - Wales, UK	-	-	-	-	-	-	-	-	-	-	-	-	-	-	-	-	-	-	-	-	-	-	-	-	-	-	-	-	-	-	-	-
05 03 02 26 0000 015			Area payments - nuts - payments > 300.000 € - 9.2% modulation - R.73/09, Art.82 - calendar year 2009 - Wales, UK	-	-	-	-	-	-	-	-	-	-	-	-	-	-	-	-	-	-	-	-	-	-	-	-	-	-	-	-	-	-	-	-
05 03 02 26 0000 016			Area payments - nuts - payments > 300.000 € - 11% modulation - R.73/09, Art.82 - calendar year 2009 - Wales, UK	-	-	-	-	-	-	-	-	-	-	-	-	-	-	-	-	-	-	-	-	-	-	-	-	-	-	-	-	-	-	-	-
05 03 02 26 0000 017			Area payments - nuts - payments < 5.000 € - 8.5% modulation - R.73/09, Art.82 - calendar year 2009 - Scotland, UK	-	-	-	-	-	-	-	-	-	-	-	-	-	-	-	-	-	-	-	-	-	-	-	-	-	-	-	-	-	-	-	-

DIRECTORATE-GENERAL FOR AGRICULTURE AND RURAL DEVELOPMENT
 Directorate R. Management of resources.
 R.1. Budget management
 EAGF - 2013 FINANCIAL REPORT

EAGF - EUROPEAN AGRICULTURAL GUARANTEE FUND

ANNEX 33
 EXPENDITURE CHARGED AGAINST THE 2013 BUDGET
 DETAILS by SUB-ITEM and by MEMBER STATE

Budget Line	Fund source	Item	BE	BG	CZ	DK	DE	EE	IE	EL	ES	FR	HR	IT	CY	LV	LT	LU	HU	MT	NL	AT	PL	PT	RO	SI	SK	FI	SE	UK	CE	TOTAL		
05 03 02 36 0000 052	C1	Payments - beef/veal - payments > 300.000 € - 11% modulation - R.1782/03, Art.69 - calendar year 2009 - EL, ES, IT, PT, FI	-	-	-	-	-	-	-	-	0.0	-	-	-	-	-	-	-	-	-	-	-	-	-	-	-	-	-	-	-	-	0.000		
05 03 02 36 0000 054		Payments - beef/veal - payments < 5.000 € - 8,5% modulation - R.1782/03, Art.69 - calendar year 2009 - Scotland, UK	-	-	-	-	-	-	-	-	-	-	-	-	-	-	-	-	-	-	-	-	-	-	-	-	-	-	-	-	-	-	-	
05 03 02 36 0000 055	C1	Payments - beef/veal - payments > 5.000 € - 13,5% modulation - R.1782/03, Art.69 - calendar year 2009 - Scotland, UK	-	-	-	-	-	-	-	-	-	-	-	-	-	-	-	-	-	-	-	-	-	-	-	-	-	-	-	-	-	-	0.001	
05 03 02 36 0000 056	C1	Payments - sheep and goat sector - 0% modulation - R.1782/03, Art.69 - calendar year 2009 - EL, IT, PT	-	-	-	-	-	-	-	-	-	-	-	-	0.0	-	-	-	-	-	-	-	-	-	-	-	-	-	-	-	-	-	0.000	
05 03 02 36 0000 057	C1	Payments - sheep and goat sector - payments 5.000 € - 300.000 € - 7% modulation - R.1782/03, Art.69 - calendar year 2009 - EL, IT, PT	-	-	-	-	-	-	-	-	-	-	-	-	0.0	-	-	-	-	-	-	-	-	-	-	-	-	-	-	-	-	-	0.004	
05 03 02 36 0000 058		Payments - sheep and goat sector - payments > 300.000 € - 11% modulation - R.1782/03, Art.69 - calendar year 2009 - EL, IT, PT	-	-	-	-	-	-	-	-	-	-	-	-	-	-	-	-	-	-	-	-	-	-	-	-	-	-	-	-	-	-	-	
05 03 02 36 0000 060		Payments - cotton - 0% modulation - R.1782/03, Art.69 - calendar year 2009 - ES	-	-	-	-	-	-	-	-	-	-	-	-	-	-	-	-	-	-	-	-	-	-	-	-	-	-	-	-	-	-	-	
05 03 02 36 0000 061		Payments - cotton - payments 5.000 €-300.000 € - 7% modulation - R.1782/03, Art.69 - calendar year 2009 - ES	-	-	-	-	-	-	-	-	-	-	-	-	-	-	-	-	-	-	-	-	-	-	-	-	-	-	-	-	-	-	-	
05 03 02 36 0000 062		Payments - cotton - payments > 300.000 € - 11% modulation - R.1782/03, Art.69 - calendar year 2009 - ES	-	-	-	-	-	-	-	-	-	-	-	-	-	-	-	-	-	-	-	-	-	-	-	-	-	-	-	-	-	-	-	
05 03 02 36 0000 063	C1	Payments - olive oil - 0% modulation - R.1782/03, Art.69 - calendar year 2009 - EL, PT	-	-	-	-	-	-	-	-0.0	-	-	-	-	-	-	-	-	-	-	-	-	-	-	-	-	-	-	-	-	-	-	-0.001	
05 03 02 36 0000 064		Payments - olive oil - payments 5.000 €-300.000 € - 7% modulation - R.1782/03, Art.69 - calendar year 2009 - EL, PT	-	-	-	-	-	-	-	-	-	-	-	-	-	-	-	-	-	-	-	-	-	-	-	-	-	-	-	-	-	-	-	
05 03 02 36 0000 065		Payments - olive oil - payments > 300.000 € - 11% modulation - R.1782/03, Art.69 - calendar year 2009 - EL, PT	-	-	-	-	-	-	-	-	-	-	-	-	-	-	-	-	-	-	-	-	-	-	-	-	-	-	-	-	-	-	-	
05 03 02 36 0000 067		Payments - tobacco - 0% modulation - R.1782/03, Art.69 - calendar year 2009 - EL, ES	-	-	-	-	-	-	-	-	-	-	-	-	-	-	-	-	-	-	-	-	-	-	-	-	-	-	-	-	-	-	-	
05 03 02 36 0000 068	C1	Payments - tobacco - payments 5.000 €-300.000 € - 7% modulation - R.1782/03, Art.69 - calendar year 2009 - EL, ES	-	-	-	-	-	-	-	-	0.0	-	-	-	-	-	-	-	-	-	-	-	-	-	-	-	-	-	-	-	-	-	-	0.000
05 03 02 36 0000 069		Payments - tobacco - payments > 300.000 € - 11% modulation - R.1782/03, Art.69 - calendar year 2009 - EL, ES	-	-	-	-	-	-	-	-	-	-	-	-	-	-	-	-	-	-	-	-	-	-	-	-	-	-	-	-	-	-	-	
05 03 02 36 0000 070	C1	Payments - sugar - 0% modulation - R.1782/03, Art.69 - calendar year 2009 - EL, ES, IT, PT	-	-	-	-	-	-	-	-	-	-	-	-	-0.0	-	-	-	-	-	-	-	-	-	-	-	-	-	-	-	-	-	-	-0.000
05 03 02 36 0000 071	C1	Payments - sugar - payments 5.000 €-300.000 € - 7% modulation - R.1782/03, Art.69 - calendar year 2009 - EL, ES, IT, PT	-	-	-	-	-	-	-	-	-	-	-	-	0.0	-	-	-	-	-	-	-	-	-	-	-	-	-	-	-	-	-	-	0.000
05 03 02 36 0000 072		Payments - sugar - payments > 300.000 € - 11% modulation - R.1782/03, Art.69 - calendar year 2009 - EL, ES, IT, PT	-	-	-	-	-	-	-	-	-	-	-	-	-	-	-	-	-	-	-	-	-	-	-	-	-	-	-	-	-	-	-	
05 03 02 36 0000 074		Payments - milk products - 0% modulation - R.1782/03, Art.69 - calendar year 2009 - ES	-	-	-	-	-	-	-	-	-	-	-	-	-	-	-	-	-	-	-	-	-	-	-	-	-	-	-	-	-	-	-	
05 03 02 36 0000 075	C1	Payments - milk products - payments 5.000 €-300.000 € - 7% modulation - R.1782/03, Art.69 - calendar year 2009 - ES	-	-	-	-	-	-	-	-	-	-	-	-	0.0	-	-	-	-	-	-	-	-	-	-	-	-	-	-	-	-	-	-	0.007
05 03 02 36 0000 076		Payments - milk products - payments > 300.000 € - 11% modulation - R.1782/03, Art.69 - calendar year 2009 - ES	-	-	-	-	-	-	-	-	-	-	-	-	-	-	-	-	-	-	-	-	-	-	-	-	-	-	-	-	-	-	-	
05 03 02 36 0000 077		Specific support - transitional measures - 0% modulation - R.73/09, Art.72(4) - calendar year 2009 - IE	-	-	-	-	-	-	-	-	-	-	-	-	-	-	-	-	-	-	-	-	-	-	-	-	-	-	-	-	-	-	-	
05 03 02 36 0000 078		Specific support - transitional measures - payments 5.000 €-300.000 € - 7% modulation - R.73/09, Art.72(4) - calendar year 2009 - IE	-	-	-	-	-	-	-	-	-	-	-	-	-	-	-	-	-	-	-	-	-	-	-	-	-	-	-	-	-	-	-	-
05 03 02 36 0000 079		Specific support - transitional measures - payments > 300.000 € - 11% modulation - R.73/09, Art.72(4) - calendar year 2009 - IE	-	-	-	-	-	-	-	-	-	-	-	-	-	-	-	-	-	-	-	-	-	-	-	-	-	-	-	-	-	-	-	-

ANNEX 33

EXPENDITURE CHARGED AGAINST THE 2013 BUDGET
 DETAILS by SUB-ITEM and by MEMBER STATE

Budget Line	Fund Source	Item	BE	BG	CZ	DK	DE	EE	IE	EL	ES	FR	HR	IT	CY	LV	LT	LU	HU	MT	NL	AT	PL	PT	RO	SI	SK	FI	SE	UK	CE	TOTAL		
05 03 02 36 0000 102	C1	Transitional provisions - beef/veal - payments 9% modulation - R.73/09, Art.72(3) - calendar year 2011 - ES	-	-	-	-	-	-	-	-	0.1	-	-	-	-	-	-	-	-	-	-	-	-	-	-	-	-	-	-	-	-	0.107		
05 03 02 36 0000 103	C1	Transitional provisions - beef/veal - payments 13% modulation - R.73/09, Art.72(3) - calendar year 2011 - ES	-	-	-	-	-	-	-	-	0.0	-	-	-	-	-	-	-	-	-	-	-	-	-	-	-	-	-	-	-	-	0.001		
05 03 02 36 0000 104		Transitional provisions - cotton - payments 0% modulation - R.73/09, Art.72(3) - calendar year 2011 - ES	-	-	-	-	-	-	-	-	-	-	-	-	-	-	-	-	-	-	-	-	-	-	-	-	-	-	-	-	-	-	-	
05 03 02 36 0000 105	C1	Transitional provisions - cotton - payments 9% modulation - R.73/09, Art.72(3) - calendar year 2011 - ES	-	-	-	-	-	-	-	-	0.0	-	-	-	-	-	-	-	-	-	-	-	-	-	-	-	-	-	-	-	-	-	0.002	
05 03 02 36 0000 106		Transitional provisions - cotton - payments 13% modulation - R.73/09, Art.72(3) - calendar year 2011 - ES	-	-	-	-	-	-	-	-	-	-	-	-	-	-	-	-	-	-	-	-	-	-	-	-	-	-	-	-	-	-	-	
05 03 02 36 0000 107	C1	Transitional provisions - milk products - payments 0% modulation - R.73/09, Art.72(3) - calendar year 2011 - ES	-	-	-	-	-	-	-	-	0.0	-	-	-	-	-	-	-	-	-	-	-	-	-	-	-	-	-	-	-	-	-	0.001	
05 03 02 36 0000 108	C1	Transitional provisions - milk products - payments 9% modulation - R.73/09, Art.72(3) - calendar year 2011 - ES	-	-	-	-	-	-	-	-	0.0	-	-	-	-	-	-	-	-	-	-	-	-	-	-	-	-	-	-	-	-	-	0.003	
05 03 02 36 0000 109		Transitional provisions - milk products - payments 13% modulation - R.73/09, Art.72(3) - calendar year 2011 - ES	-	-	-	-	-	-	-	-	-	-	-	-	-	-	-	-	-	-	-	-	-	-	-	-	-	-	-	-	-	-	-	
05 03 02 36 0000 110		Transitional provisions - sugar - payments 0% modulation - R.73/09, Art.72(3) - calendar year 2011 - ES	-	-	-	-	-	-	-	-	-	-	-	-	-	-	-	-	-	-	-	-	-	-	-	-	-	-	-	-	-	-	-	
05 03 02 36 0000 111		Transitional provisions - sugar - payments 9% modulation - R.73/09, Art.72(3) - calendar year 2011 - ES	-	-	-	-	-	-	-	-	-	-	-	-	-	-	-	-	-	-	-	-	-	-	-	-	-	-	-	-	-	-	-	
05 03 02 36 0000 112		Transitional provisions - sugar - payments 13% modulation - R.73/09, Art.72(3) - calendar year 2011 - ES	-	-	-	-	-	-	-	-	-	-	-	-	-	-	-	-	-	-	-	-	-	-	-	-	-	-	-	-	-	-	-	
05 03 02 36 0000 113	C1	Payments - all products - 0% modulation - R.73/09, Art.72(3) - calendar year 2011 - SE	-	-	-	-	-	-	-	-	-	-	-	-	-	-	-	-	-	-	-	-	-	-	-	-	-	-	-	-	-	-	-	0.002
05 03 02 36 0000 114	C1	Payments - all products - payments 5,000 €-300,000 € - 9% modulation - R.73/09, Art.72(3) - calendar year 2011 - SE	-	-	-	-	-	-	-	-	-	-	-	-	-	-	-	-	-	-	-	-	-	-	-	-	-	-	-	-	-	-	-	0.003
05 03 02 36 0000 115		Payments - all products - payments > 300,000 € - 13% modulation - R.73/09, Art.72(3) - calendar year 2011 - SE	-	-	-	-	-	-	-	-	-	-	-	-	-	-	-	-	-	-	-	-	-	-	-	-	-	-	-	-	-	-	-	-
05 03 02 36 0000 116	C1	Payments - beef/veal - payments < 5,000 € - 9% modulation - R.73/09, Art.72(3) - calendar year 2011 - Scotland, UK	-	-	-	-	-	-	-	-	-	-	-	-	-	-	-	-	-	-	-	-	-	-	-	-	-	-	-	-	-	-	-	0.002
05 03 02 36 0000 117	C1	Payments - beef/veal - payments > 5,000 € - 14% modulation - R.73/09, Art.72(3) - calendar year 2011 - Scotland, UK	-	-	-	-	-	-	-	-	-	-	-	-	-	-	-	-	-	-	-	-	-	-	-	-	-	-	-	-	-	-	-	0.019
05 03 02 36	C1	Payments for specific types of farming and quality production	-	-	-	-	-	-	-	0.7	0.3	-	-	-	-	-	-	-	-	-	-	-	-	-	-	-	-	-	-	-	-	-	-	1.307
05 03 02 36	NA	Payments for specific types of farming and quality production	-	-	-	-	-	-	-	-	-	-	-	-	-	-	-	-	-	-	-	-	-	-	-	-	-	-	-	-	-	-	-	-
05 03 02 36		Payments for specific types of farming and quality production	-	-	-	-	-	-	-	0.7	0.3	-	-	-	-	-	-	-	-	-	-	-	-	-	-	-	-	-	-	-	-	-	-	1.307
05 03 02 39 0000 004	C1	Community aid for sugar beet and cane producers - R.1782/03, Art.110q - calendar year 2008 and earlier	-	-	-	-	-	-	-	0.0	-	-	-	-	-	-	-	-	-	-	-	-	-	-	-	-	-	-	-	-	-	-	-	0.050
05 03 02 39 0000 005		Community aid for sugar beet and cane producers - R.1782/03, Art.110q - calendar year 2008 and earlier - payments - without modulation - R.1782/03, Art.10(5)	-	-	-	-	-	-	-	-	-	-	-	-	-	-	-	-	-	-	-	-	-	-	-	-	-	-	-	-	-	-	-	-
05 03 02 39 0000 006	C1	Community aid for sugar beet and cane producers - 0% modulation - R.73/09, Art.93 - calendar year 2009 - EL, ES, IT, PT	-	-	-	-	-	-	-	0.0	0.0	-	-	-	-	-	-	-	-	-	-	-	-	-	-	-	-	-	-	-	-	-	-	0.015
05 03 02 39 0000 008	C1	Community aid for sugar beet and cane producers - payments 5,000 €-300,000 € - 7% modulation - R.73/09, Art.93 - calendar year 2009 - EL, ES, IT, PT	-	-	-	-	-	-	-	0.0	0.0	-	-	-	-	-	-	-	-	-	-	-	-	-	-	-	-	-	-	-	-	-	-	0.038

DIRECTORATE-GENERAL FOR AGRICULTURE AND RURAL DEVELOPMENT
 Directorate R. Management of resources.
 R.1. Budget management
 EAGF - 2013 FINANCIAL REPORT

EAGF - EUROPEAN AGRICULTURAL GUARANTEE FUND

ANNEX 33
 EXPENDITURE CHARGED AGAINST THE 2013 BUDGET
 DETAILS by SUB-ITEM and by MEMBER STATE

Budget Line	Fund source	Item	BE	BG	CZ	DK	DE	EE	IE	EL	ES	FR	HR	IT	CY	LV	LT	LU	HU	MT	NL	AT	PL	PT	RO	SI	SK	FI	SE	UK	CE	TOTAL			
05 03 02 42 0000 011 C1		Transitional fruit and vegetable payments - other products than tomatoes - 0% modulation - R.73/09, Art.54(2), Art.128(2) - calendar year 2012 - FR, IT, CY	-	-	-	-	-	-	-	-	-	4.2	-	0.0	3.0	-	-	-	-	-	-	-	-	-	-	-	-	-	-	-	-	-	7.289		
05 03 02 42 0000 011 NA		Transitional fruit and vegetable payments - other products than tomatoes - 0% modulation - R.73/09, Art.54(2), Art.128(2) - calendar year 2012 - FR, IT, CY	-	-	-	-	-	-	-	-	-	-	-	-	-	-	-	-	-	-	-	-	-	-	-	-	-	-	-	-	-	-	-	-	
05 03 02 42 0000 011		Transitional fruit and vegetable payments - other products than tomatoes - 0% modulation - R.73/09, Art.54(2), Art.128(2) - calendar year 2012 - FR, IT, CY	-	-	-	-	-	-	-	-	-	4.2	-	0.0	3.0	-	-	-	-	-	-	-	-	-	-	-	-	-	-	-	-	-	-	7.289	
05 03 02 42 0000 012 C1		Transitional fruit and vegetable payments - other products than tomatoes - payments 5.000 €-300.000 € -10% modulation - R.73/09, Art.54(2) - calendar year 2012 - FR, IT	-	-	-	-	-	-	-	-	-	25.6	-	0.7	-	-	-	-	-	-	-	-	-	-	-	-	-	-	-	-	-	-	-	26.303	
05 03 02 42 0000 012 NA		Transitional fruit and vegetable payments - other products than tomatoes - payments 5.000 €-300.000 € -10% modulation - R.73/09, Art.54(2) - calendar year 2012 - FR, IT	-	-	-	-	-	-	-	-	-	-	-	-	-	-	-	-	-	-	-	-	-	-	-	-	-	-	-	-	-	-	-	-	
05 03 02 42 0000 012		Transitional fruit and vegetable payments - other products than tomatoes - payments 5.000 €-300.000 € -10% modulation - R.73/09, Art.54(2) - calendar year 2012 - FR, IT	-	-	-	-	-	-	-	-	-	25.6	-	0.7	-	-	-	-	-	-	-	-	-	-	-	-	-	-	-	-	-	-	-	26.303	
05 03 02 42 0000 013 C1		Transitional fruit and vegetable payments - other products than tomatoes - payments > 300.000 € -14% modulation - R.73/09, Art.54(2) - calendar year 2012 - FR, IT	-	-	-	-	-	-	-	-	-	0.1	-	-	-	-	-	-	-	-	-	-	-	-	-	-	-	-	-	-	-	-	-	0.149	
05 03 02 42 0000 014 C1		Transitional fruit and vegetable payments - other products than tomatoes - payments > 300.000 € -4% modulation - R.73/09, Art.54(2) - calendar year 2012 - FR, IT	-	-	-	-	-	-	-	-	-	-	-	-	-	-	-	-	-	-	-	-	-	-	-	-	-	-	-	-	-	-	-	0.313	
05 03 02 42 05 03 02 42	C1	Transitional fruit and vegetables payment — Other products than tomatoes	-	-	-	-	-	-	-	-0.0	0.2	30.0	-	0.8	3.3	-	-	-	-	-	-	-	-	-	-	-	-	-	-	-	-	-	-	34.293	
05 03 02 42	NA	Transitional fruit and vegetables payment — Other products than tomatoes	-	-	-	-	-	-	-	-	-	-	-	-	-	-	-	-	-	-	-	-	-	-	-	-	-	-	-	-	-	-	-	-	
05 03 02 42		Transitional fruit and vegetables payment — Other products than tomatoes	-	-	-	-	-	-	-	-0.0	0.2	30.0	-	0.8	3.3	-	-	-	-	-	-	-	-	-	-	-	-	-	-	-	-	-	-	-	34.293
05 03 02 43 0000 002 C1		Transitional soft fruit payment - R.73/09, Art.98 - calendar year 2009 and earlier	-	-	-	-	-	-	-	-	-	-	-	-	-	-	-	-	-	-	-	-	0.0	-	-	-	-	-	-	-	-	-	-	-	0.001
05 03 02 43 0000 003 C1		Transitional soft fruit payment - R.73/09, Art.98 - calendar year 2010 - BG, LV, LT, HU, PL	-	-	-	-	-	-	-	-	-	-	-	-	-	-	-	-	-	-	-	0.0	-	-	-	-	-	-	-	-	-	-	-	-	0.001
05 03 02 43 0000 004 C1		Transitional soft fruit payment - R.73/09, Art.98 - calendar year 2011 - BG, LV, LT, HU, PL	-	-	-	-	-	-	-	-	-	-	-	-	-	-	-	-	-	-	-	0.0	-	-	-	-	-	-	-	-	-	-	-	-	0.005
05 03 02 43	C1	Transitional soft fruit payment	-	-	-	-	-	-	-	-	-	-	-	-	-	-	-	-	-	-	-	0.0	-	-	-	-	-	-	-	-	-	-	-	0.007	
05 03 02 44 0000 001 C1		Specific support - environment - 0% modulation - R.73/09, Art.68(1)(a)(i) - calendar year 2010 - DK, IE, FR, NL, PT	-	-	-	-	-	-	-	-	-	-	-	-	-	-	-	-	-	-	-	0.0	-	-	-	-	-	-	-	-	-	-	-	-	0.002
05 03 02 44 0000 002 C1		Specific support - environment - payments 5.000 €-300.000 € - 8% modulation - R.73/09, Art.68(1)(a)(i) - calendar year 2010 - DK, IE, FR, NL, PT	-	-	-	-	-	-	-	-	-	0.0	-	-	-	-	-	-	-	-	-	-	-	-	-	-	-	-	-	-	-	-	-	-	0.000
05 03 02 44 0000 003		Specific support - environment - payments > 300.000 € -12% modulation - R.73/09, Art.68(1)(a)(i) - calendar year 2010 - DK, IE, FR, NL, PT	-	-	-	-	-	-	-	-	-	-	-	-	-	-	-	-	-	-	-	-	-	-	-	-	-	-	-	-	-	-	-	-	-
05 03 02 44 0000 004 C1		Specific support - quality - 0% modulation - R.73/09, Art.68(1)(a)(ii) - calendar year 2010 - BE, EL, ES, FR, IT, PT, RO	0.0	-	-	-	-	-	-	-	-	-	-	-	0.1	-	-	-	-	-	-	-	-	-	-	-	-	-	-	-	-	-	-	-	0.142
05 03 02 44 0000 004 NA		Specific support - quality - 0% modulation - R.73/09, Art.68(1)(a)(ii) - calendar year 2010 - BE, EL, ES, FR, IT, PT, RO	-	-	-	-	-	-	-	-	-	-	-	-	-	-	-	-	-	-	-	-	-	-	-	-	-	-	-	-	-	-	-	-	-
05 03 02 44 0000 004		Specific support - quality - 0% modulation - R.73/09, Art.68(1)(a)(ii) - calendar year 2010 - BE, EL, ES, FR, IT, PT, RO	0.0	-	-	-	-	-	-	-	-	-	-	-	0.1	-	-	-	-	-	-	-	-	-	-	-	-	-	-	-	-	-	-	-	0.142
05 03 02 44 0000 005 C1		Specific support - quality - payments 5.000 €-300.000 € - 8% modulation - R.73/09, Art.68(1)(a)(ii) - calendar year 2010 - BE, EL, ES, FR, IT, PT	-0.0	-	-	-	-	-	-	-	-	0.1	0.0	-	0.1	-	-	-	-	-	-	-	-	-	0.0	-	-	-	-	-	-	-	-	-	0.189

ANNEX 33
 EXPENDITURE CHARGED AGAINST THE 2013 BUDGET
 DETAILS by SUB-ITEM and by MEMBER STATE

Budget Line	Fund source	Item	BE	BG	CZ	DK	DE	EE	IE	EL	ES	FR	HR	IT	CY	LV	LT	LU	HU	MT	NL	AT	PL	PT	RO	SI	SK	FI	SE	UK	CE	TOTAL		
05 03 02 44 0000 005	NA	Specific support - quality - payments 5.000 €-300.000 € - 8% modulation - R.73/09, Art.68(1)(a)(ii) - calendar year 2010 - BE, EL, ES, FR, IT, PT	-0.0	-	-	-	-	-	-	-	0.1	0.0	-	0.1	-	-	-	-	-	-	-	-	-	0.0	-	-	-	-	-	-	-	0.189		
05 03 02 44 0000 005	C1	Specific support - quality - payments > 300.000 € - 12% modulation - R.73/09, Art.68(1)(a)(ii) - calendar year 2010 - BE, EL, ES, FR, IT, PT	-	-	-	-	-	-	-	-	0.0	-	-	0.0	-	-	-	-	-	-	-	-	-	-	-	-	-	-	-	-	-	0.039		
05 03 02 44 0000 010	010	Specific support - animal welfare - 0% modulation - R.73/09, Art.68(1)(a)(iv) - calendar year 2010 - NL	-	-	-	-	-	-	-	-	-	-	-	-	-	-	-	-	-	-	-	-	-	-	-	-	-	-	-	-	-	-	-	
05 03 02 44 0000 011	011	Specific support - animal welfare - payments 5.000 € - 300.000 € - 8% modulation - R.73/09, Art.68(1)(a)(iv) - calendar year 2010 - NL	-	-	-	-	-	-	-	-	-	-	-	-	-	-	-	-	-	-	-	-	-	-	-	-	-	-	-	-	-	-	-	-
05 03 02 44 0000 012	012	Specific support - animal welfare - payments > 300.000 € - 12% modulation - R.73/09, Art.68(1)(a)(iv) - calendar year 2010 - NL	-	-	-	-	-	-	-	-	-	-	-	-	-	-	-	-	-	-	-	-	-	-	-	-	-	-	-	-	-	-	-	-
05 03 02 44 0000 013	C1	Specific support - specific disadvantages - 0% modulation - R.73/09, Art.68(1)(b) - calendar year 2010 - BE, BG, CZ, DE, EE, IE, EL, ES, FR, LV, HU, NL, AT, PL, PT, RO, SI, SK, FI	0.0	-	-	-	0.0	-	0.0	-	0.0	-	-	-	-	-	-	-	-	-	-	0.0	0.0	-	0.0	0.0	0.0	0.0	-	-	-	-	0.046	
05 03 02 44 0000 014	C1	Specific support - specific disadvantages - payments 5.000 €-300.000 € - 8% modulation - R.73/09, Art.68(1)(b) - calendar year 2010 - BE, DE, IE, EL, ES, FR, NL, AT, PT, FI	-	-	-	-	-	-	-	-	-	0.2	0.1	-	-	-	-	-	-	-	-	0.0	-	-	-	-	-	-	-	-	-	-	0.324	
05 03 02 44 0000 014	NA	Specific support - specific disadvantages - payments 5.000 €-300.000 € - 8% modulation - R.73/09, Art.68(1)(b) - calendar year 2010 - BE, DE, IE, EL, ES, FR, NL, AT, PT, FI	-	-	-	-	-	-	-	-	-	-	-	-	-	-	-	-	-	-	-	-	-	-	-	-	-	-	-	-	-	-	-	
05 03 02 44 0000 014	C1	Specific support - specific disadvantages - payments 5.000 €-300.000 € - 8% modulation - R.73/09, Art.68(1)(b) - calendar year 2010 - BE, DE, IE, EL, ES, FR, NL, AT, PT, FI	-	-	-	-	-	-	0.0	-	0.2	0.1	-	-	-	-	-	-	-	-	-	0.0	-	-	-	-	-	-	-	-	-	-	0.324	
05 03 02 44 0000 015	C1	Specific support - specific disadvantages - payments > 300.000 € - 12% modulation - R.73/09, Art.68(1)(b) - calendar year 2010 - BE, DE, IE, EL, ES, FR, NL, AT, PT, FI	-	-	-	-	-	-	-	-	-	0.0	-	-	-	-	-	-	-	-	-	-	-	-	-	-	-	-	-	-	-	-	0.000	
05 03 02 44 0000 016	C1	Specific support - environment - 0% modulation - R.73/09, Art.68(1)(a)(i) - calendar year 2011 - DK, IE, FR, NL, PL, PT, FI	-	-	-	-	-	-	-	-	-	-	-	-	-	-	-	-	-	-	-	-	0.0	-	-	-	-	-	-	-	-	-	0.015	
05 03 02 44 0000 017	C1	Specific support - environment - payments 5.000 € - 300.000 € - 9% modulation - R.73/09, Art.68(1)(a)(i) - calendar year 2011 - DK, IE, FR, NL, PT, FI	-	-	-	-	-	-	-	-	-	0.0	-	-	-	-	-	-	-	-	-	0.0	-	-	-	-	-	-	-	-	-	-	0.015	
05 03 02 44 0000 018	C1	Specific support - environment - payments > 300.000 € - 13% modulation - R.73/09, Art.68(1)(a)(i) - calendar year 2011 - DK, IE, FR, NL, PT, FI	-	-	-	-	-	-	-	-	-	-	-	-	-	-	-	-	-	-	-	-	-	-	-	-	-	-	-	-	-	-	0.000	
05 03 02 44 0000 019	C1	Specific support - quality - 0% modulation - R.73/09, Art.68(1)(a)(ii) - calendar year 2011 - BE, EL, ES, FR, IT, PT, RO, FI	0.0	-	-	-	-	-	-	-	-	0.0	-	-	0.1	-	-	-	-	-	-	-	-	-	-	-	-	-	-	-	-	-	0.077	
05 03 02 44 0000 019	NA	Specific support - quality - 0% modulation - R.73/09, Art.68(1)(a)(ii) - calendar year 2011 - BE, EL, ES, FR, IT, PT, RO, FI	-	-	-	-	-	-	-	-	-	-	-	-	-	-	-	-	-	-	-	-	-	-	-	-	-	-	-	-	-	-	-	
05 03 02 44 0000 019	C1	Specific support - quality - 0% modulation - R.73/09, Art.68(1)(a)(ii) - calendar year 2011 - BE, EL, ES, FR, IT, PT, RO, FI	0.0	-	-	-	-	-	-	-	0.0	-	-	-	0.1	-	-	-	-	-	-	-	-	-	-	-	-	-	-	-	-	-	0.077	
05 03 02 44 0000 020	C1	Specific support - quality - payments 5.000 €-300.000 € - 9% modulation - R.73/09, Art.68(1)(a)(ii) - calendar year 2011 - BE, EL, ES, FR, IT, PT, FI	0.0	-	-	-	-	-	-	-	0.1	0.0	-	-	-	-	-	-	-	-	-	-	-	0.0	-	-	-	-	-	-	-	-	0.774	
05 03 02 44 0000 020	NA	Specific support - quality - payments 5.000 €-300.000 € - 9% modulation - R.73/09, Art.68(1)(a)(ii) - calendar year 2011 - BE, EL, ES, FR, IT, PT, FI	-	-	-	-	-	-	-	-	-	-	-	-	-	-	-	-	-	-	-	-	-	-	-	-	-	-	-	-	-	-	-	-
05 03 02 44 0000 020	C1	Specific support - quality - payments > 300.000 € - 9% modulation - R.73/09, Art.68(1)(a)(ii) - calendar year 2011 - BE, EL, ES, FR, IT, PT, FI	0.0	-	-	-	-	-	-	-	0.1	0.0	-	-	0.6	-	-	-	-	-	-	-	-	-	-	-	-	-	-	-	-	-	0.774	

ANNEX 33
 EXPENDITURE CHARGED AGAINST THE 2013 BUDGET
 DETAILS by SUB-ITEM and by MEMBER STATE

Budget Line	Fund source	Item	BE	BG	CZ	DK	DE	EE	IE	EL	ES	FR	HR	IT	CY	LV	LT	LU	HU	MT	NL	AT	PL	PT	RO	SI	SK	FI	SE	UK	CE	TOTAL	
05 03 02 44 0000 021	C1	Specific support - quality - payments > 300.000 € - 13% modulation - R.73/09, Art.68(1)(a)(i) - calendar year 2011 - BE, EL, ES, FR, IT, PT, FI	-	-	-	-	-	-	-	-	-	-	-	0.0	-	-	-	-	-	-	-	-	-	-	-	-	-	-	-	-	-	0.005	
05 03 02 44 0000 022	C1	Specific support - animal welfare - 0% modulation - R.73/09, Art.68(1)(a)(iv) - calendar year 2011 - NL	-	-	-	-	-	-	-	-	-	-	-	-	-	-	-	-	-	-	0.0	-	-	-	-	-	-	-	-	-	-	0.002	
05 03 02 44 0000 023	C1	Specific support - animal welfare - payments 5,000 € - 300.000 € - 9% modulation - R.73/09, Art.68(1)(e)(iv) - calendar year 2011 - NL	-	-	-	-	-	-	-	-	-	-	-	-	-	-	-	-	-	-	-	0.1	-	-	-	-	-	-	-	-	-	0.142	
05 03 02 44 0000 024		Specific support - animal welfare - payments > 300.000 € - 13% modulation - R.73/09, Art.68(1)(a)(iv) - calendar year 2011 - NL	-	-	-	-	-	-	-	-	-	-	-	-	-	-	-	-	-	-	-	-	-	-	-	-	-	-	-	-	-	-	
05 03 02 44 0000 025	C1	Specific support - specific disadvantages - 0% modulation - R.73/09, Art.68(1)(b) - calendar year 2011 - BE, BG, CZ, DE, EE, IE, EL, ES, FR, LT, LV, HU, NL, AT, PL, PT, RO, SI, SK, FI	0.0	0.0	0.0	0.0	0.0	-0.2	0.0	0.0	0.0	-	-	-	-	-	-	-	-0.0	-	0.0	0.0	0.0	0.0	0.0	0.0	0.0	0.0	0.0	0.0	-	-0.042	
05 03 02 44 0000 025	NA	Specific support - specific disadvantages - 0% modulation - R.73/09, Art.68(1)(b) - calendar year 2011 - BE, BG, CZ, DE, EE, IE, EL, ES, FR, LT, LV, HU, NL, AT, PL, PT, RO, SI, SK, FI	-	-	-	-	-	-	-	-	-	-	-	-	-	-	-	-	-	-	-	-	-	-	-	-	-	-	-	-	-	-	
05 03 02 44 0000 025		Specific support - specific disadvantages - 0% modulation - R.73/09, Art.68(1)(b) - calendar year 2011 - BE, BG, CZ, DE, EE, IE, EL, ES, FR, LT, LV, HU, NL, AT, PL, PT, RO, SI, SK, FI	0.0	0.0	0.0	0.0	0.0	-0.2	0.0	0.0	0.0	-	-	-	-	-	-	-	-0.0	-	0.0	0.0	0.0	0.0	0.0	0.0	0.0	0.0	0.0	0.0	-	-0.042	
05 03 02 44 0000 026	C1	Specific support - specific disadvantages - payments 5,000 € - 300.000 € - 9% modulation - R.73/09, Art.68(1)(b) - calendar year 2011 - BE, BG, CZ, DE, EE, IE, EL, ES, FR, LT, LV, HU, NL, AT, PL, PT, RO, SI, SK, FI	0.0	-	-	-	0.0	0.1	-	0.3	0.3	-	-	-	-	-	-	-	-	-	0.0	0.0	0.0	0.0	0.0	-	-	0.0	-	-	-	0.703	
05 03 02 44 0000 027	C1	Specific support - specific disadvantages - payments > 300.000 € - 13% modulation - R.73/09, Art.68(1)(b) - calendar year 2011 - BE, DE, IE, EL, ES, FR, NL, AT, PT, FI	-	-	-	-	-	-	-	-	0.0	-	-	-	-	-	-	-	-	-	-	-	-	-	-	-	-	-	-	-	-	0.005	
05 03 02 44 0000 028		Specific support - mutual funds - 0% modulation - R.73/09, Art.68(1)(e) - calendar year 2011 - FR	-	-	-	-	-	-	-	-	-	-	-	-	-	-	-	-	-	-	-	-	-	-	-	-	-	-	-	-	-	-	
05 03 02 44 0000 029		Specific support - mutual funds - payments 5,000 € - 300.000 € - 9% modulation - R.73/09, Art.68(1)(e) - calendar year 2011 - FR	-	-	-	-	-	-	-	-	-	-	-	-	-	-	-	-	-	-	-	-	-	-	-	-	-	-	-	-	-	-	-
05 03 02 44 0000 030		Specific support - mutual funds - payments > 300.000 € - 13% modulation - R.73/09, Art.68(1)(e) - calendar year 2011 - FR	-	-	-	-	-	-	-	-	-	-	-	-	-	-	-	-	-	-	-	-	-	-	-	-	-	-	-	-	-	-	-
05 03 02 44 0000 031	C1	Specific support - environment - 0% modulation - R.73/09, Art.68(1)(a)(i) - calendar year 2012 - CZ, DK, IE, FR, NL, PL, PT, FI	-	-	-	0.3	-	-	-	-	-	5.3	-	-	-	-	-	-	-	0.2	-	-	32.2	0.0	-	-	-	0.4	-	-	-	-	36.396
05 03 02 44 0000 032	C1	Specific support - environment - payments 5,000 € - 300.000 € - 10% modulation - R.73/09, Art.68(1)(a)(i) - calendar year 2012 - DK, IE, FR, NL, PT, FI	-	-	1.3	-	-	-	-	-	-	36.4	-	-	-	-	-	-	-	6.2	-	-	-	0.2	-	-	8.7	-	-	-	-	-	52.851
05 03 02 44 0000 032	NA	Specific support - environment - payments 5,000 € - 300.000 € - 10% modulation - R.73/09, Art.68(1)(a)(i) - calendar year 2012 - DK, IE, FR, NL, PT, FI	-	-	-	-	-	-	-	-	-	-	-	-	-	-	-	-	-	-	-	-	-	-	-	-	-	-	-	-	-	-	
05 03 02 44 0000 032		Specific support - environment - payments 5,000 € - 300.000 € - 10% modulation - R.73/09, Art.68(1)(a)(i) - calendar year 2012 - DK, IE, FR, NL, PT, FI	-	-	1.3	-	-	-	-	-	-	36.4	-	-	-	-	-	-	-	6.2	-	-	-	0.2	-	-	8.7	-	-	-	-	-	52.851
05 03 02 44 0000 033	C1	Specific support - environment - payments > 300.000 € - 14% modulation - R.73/09, Art.68(1)(a)(i) - calendar year 2012 - DK, IE, FR, NL, PT, FI	-	-	0.0	-	-	-	-	-	0.0	-	-	-	-	-	-	-	-	0.0	-	-	-	0.0	-	-	-	-	-	-	-	0.090	
05 03 02 44 0000 034	C1	Specific support - environment - payments > 300.000 € - 4% modulation - R.73/09, Art.68(1)(a)(i) - calendar year 2012 - CZ, PL	-	-	-	-	-	-	-	-	-	-	-	-	-	-	-	-	-	-	-	1.1	-	-	-	-	-	-	-	-	-	1.099	
05 03 02 44 0000 035	C1	Specific support - quality - 0% modulation - R.73/09, Art.68(1)(a)(ii) - calendar year 2012 - BG, CZ, EL, ES, FR, IT, LV, PL, PT, RO, FI, SE	-	7.2	-	-	-	-	12.5	1.8	2.7	-	11.5	-	0.3	-	-	-	-	-	-	-	28.9	0.7	7.0	-	-	0.1	1.3	-	-	-	74.298
05 03 02 44 0000 035	NA	Specific support - quality - 0% modulation - R.73/09, Art.68(1)(a)(ii) - calendar year 2012 - BG, CZ, EL, ES, FR, IT, LV, PL, PT, RO, FI, SE	-	-	-	-	-	-	-	-	-	-	-	-	-	-	-	-	-	-	-	-	-	-	-	-	-	-	-	-	-	-	
05 03 02 44 0000 035		Specific support - quality - 0% modulation - R.73/09, Art.68(1)(a)(ii) - calendar year 2012 - BG, CZ, EL, ES, FR, IT, LV, PL, PT, RO, FI, SE	-	7.2	-	-	-	-	12.5	1.8	2.7	-	11.5	-	0.3	-	-	-	-	-	-	-	28.9	0.7	7.0	-	-	0.1	1.3	-	-	-	74.298

ANNEX 33
 EXPENDITURE CHARGED AGAINST THE 2013 BUDGET
 DETAILS by SUB-ITEM and by MEMBER STATE

Budget Line	Fund	source	Item	BE	BG	CZ	DK	DE	EE	IE	EL	ES	FR	HR	IT	CY	LV	LT	LU	HU	MT	NL	AT	PL	PT	RO	SI	SK	FI	SE	UK	CE	TOTAL	
05 03 02 44 0000 036	C1		Specific support - quality - payments > 300.000 € - 10% modulation - R.73/09, Art.68(1)(a)(ii) - calendar year 2012 - EL, ES, FR, IT, PT, FI, SE	-	-	-	-	-	-	18.4	37.3	12.4	109.3	-	-	-	-	-	-	-	-	-	-	-	7.2	-	-	-	0.7	1.6	-	-	186.888	
05 03 02 44 0000 036	NA		Specific support - quality - payments > 300.000 € - 10% modulation - R.73/09, Art.68(1)(a)(ii) - calendar year 2012 - EL, ES, FR, IT, PT, FI, SE	-	-	-	-	-	-	-	-	-	-	-	-	-	-	-	-	-	-	-	-	-	-	-	-	-	-	-	-	-	-	-
05 03 02 44 0000 036			Specific support - quality - payments > 300.000 € - 10% modulation - R.73/09, Art.68(1)(a)(ii) - calendar year 2012 - EL, ES, FR, IT, PT, FI, SE	-	-	-	-	-	-	18.4	37.3	12.4	109.3	-	-	-	-	-	-	-	-	-	-	-	-	7.2	-	-	0.7	1.6	-	-	186.888	
05 03 02 44 0000 037	C1		Specific support - quality - payments > 300.000 € - 14% modulation - R.73/09, Art.68(1)(a)(ii) - calendar year 2012 - EL, ES, FR, IT, PT, FI, SE	-	-	-	-	-	-	-	-	2.3	0.0	10.0	-	-	-	-	-	-	-	-	-	-	-	0.7	-	-	-	0.0	-	-	13.059	
05 03 02 44 0000 038			Specific support - quality - payments > 300.000 € - 4% modulation - R.73/09, Art.68(1)(a)(ii) - calendar year 2012 - CZ, LV, PL	-	-	-	-	-	-	-	-	-	-	-	-	-	-	-	-	-	-	-	-	-	-	-	-	-	-	-	-	-	-	-
05 03 02 44 0000 039	C1		Specific support - quality - 0% modulation - R.73/09, Art.68(1)(a)(iii) - calendar year 2012 - SE	-	-	-	-	-	-	-	-	-	-	-	-	-	-	-	-	-	-	-	-	-	-	-	-	-	-	0.0	-	-	0.025	
05 03 02 44 0000 040	C1		Specific support - quality - payments > 300.000 € - 10% modulation - R.73/09, Art.68(1)(a)(iii) - calendar year 2012 - SE	-	-	-	-	-	-	-	-	-	-	-	-	-	-	-	-	-	-	-	-	-	-	-	-	-	0.1	-	-	0.077		
05 03 02 44 0000 041			Specific support - quality - payments > 300.000 € - 14% modulation - R.73/09, Art.68(1)(a)(iii) - calendar year 2012 - SE	-	-	-	-	-	-	-	-	-	-	-	-	-	-	-	-	-	-	-	-	-	-	-	-	-	-	-	-	-	-	
05 03 02 44 0000 042	C1		Specific support - animal welfare - 0% modulation - R.73/09, Art.68(1)(a)(iv) - calendar year 2012 - NL	-	-	-	-	-	-	-	-	-	-	-	-	-	-	-	-	-	-	-	-	-	-	-	-	-	-	-	-	-	0.227	
05 03 02 44 0000 043	C1		Specific support - animal welfare - payments > 300.000 € - 10% modulation - R.73/09, Art.68(1)(a)(iv) - calendar year 2012 - NL	-	-	-	-	-	-	-	-	-	-	-	-	-	-	-	-	-	-	-	-	-	-	-	-	-	8.2	-	-	8.161		
05 03 02 44 0000 044	C1		Specific support - animal welfare - payments > 300.000 € - 14% modulation - R.73/09, Art.68(1)(a)(iv) - calendar year 2012 - NL	-	-	-	-	-	-	-	-	-	-	-	-	-	-	-	-	-	-	-	-	-	-	-	-	-	0.2	-	-	0.156		
05 03 02 44 0000 045	C1		Specific support - specific disadvantages - 0% modulation - R.73/09, Art.68(1)(b) - calendar year 2012 - BE, BG, CZ, DK, EE, IE, EL, ES, FR, LT, LV, HU, NL, AT, PL, PT, RO, SI, SK, FI	4.4	19.9	16.6	0.4	-	1.2	4.1	9.6	22.9	53.3	-	-	4.7	13.1	-	31.3	-	0.8	5.6	42.4	1.3	30.4	7.8	8.6	0.9	-	-	-	-	279.013	
05 03 02 44 0000 045	NA		Specific support - specific disadvantages - 0% modulation - R.73/09, Art.68(1)(b) - calendar year 2012 - BE, BG, CZ, DK, EE, IE, EL, ES, FR, LT, LV, HU, NL, AT, PL, PT, RO, SI, SK, FI	-	-	-	-	-	-	-	-	-	-	-	-	-	-	-	-	-	-	-	-	-	-	-	-	-	-	-	-	-	-	-
05 03 02 44 0000 045			Specific support - specific disadvantages - 0% modulation - R.73/09, Art.68(1)(b) - calendar year 2012 - BE, BG, CZ, DK, EE, IE, EL, ES, FR, LT, LV, HU, NL, AT, PL, PT, RO, SI, SK, FI	4.4	19.9	16.6	0.4	-	1.2	4.1	9.6	22.9	53.3	-	-	4.7	13.1	-	31.3	-	0.8	5.6	42.4	1.3	30.4	7.8	8.6	0.9	-	-	-	-	279.013	
05 03 02 44 0000 046	C1		Specific support - specific disadvantages - payments > 5.000 € - 10% modulation - R.73/09, Art.68(1)(b) - calendar year 2012 - BE, DK, IE, EL, ES, FR, NL, AT, PT, FI	-	-	-	-	-	-	18.5	31.7	96.9	121.8	-	-	-	-	-	-	-	-	-	-	-	-	7.8	-	-	-	36.6	-	-	331.432	
05 03 02 44 0000 046	NA		Specific support - specific disadvantages - payments > 5.000 € - 10% modulation - R.73/09, Art.68(1)(b) - calendar year 2012 - BE, DK, IE, EL, ES, FR, NL, AT, PT, FI	-	-	-	-	-	-	-	-	-	-	-	-	-	-	-	-	-	-	-	-	-	-	-	-	-	-	-	-	-	-	-
05 03 02 44 0000 046			Specific support - specific disadvantages - payments > 5.000 € - 10% modulation - R.73/09, Art.68(1)(b) - calendar year 2012 - BE, DK, IE, EL, ES, FR, NL, AT, PT, FI	-	-	-	-	-	-	18.5	31.7	96.9	121.8	-	-	-	-	-	-	-	-	-	-	-	-	7.8	-	-	-	36.6	-	-	331.432	
05 03 02 44 0000 047	C1		Specific support - specific disadvantages - payments > 300.000 € - 14% modulation - R.73/09, Art.68(1)(b) - calendar year 2012 - BE, DK, IE, EL, ES, FR, NL, AT, PT, FI	-	-	-	-	-	-	-	-	0.3	-	-	-	-	-	-	-	-	-	-	-	-	-	0.0	-	-	-	-	-	-	1.335	
05 03 02 44 0000 048	C1		Specific support - specific disadvantages - payments > 300.000 € - 4% modulation - R.73/09, Art.68(1)(b) - calendar year 2012 - CZ, EE, LT, LV, HU, PL, SI, SK	-	-	-	-	-	-	-	-	-	-	-	-	-	-	-	-	-	-	-	-	-	-	0.0	-	-	-	-	-	-	-	14.2
05 03 02 44 0000 053	C1		Specific support - specific disadvantages - payments > 5.000 € - 9% modulation - R.73/09, Art.68(1)(b) - calendar year 2012 - Scotland, UK	-	-	-	-	-	-	-	-	-	-	-	-	-	-	-	-	-	-	-	-	-	-	-	-	-	-	-	-	-	1.4	1.401

ANNEX 33
EXPENDITURE CHARGED AGAINST THE 2013 BUDGET
DETAILS by SUB-ITEM and by MEMBER STATE

Budget Line	Fund Source	Item	BE	BG	CZ	DK	DE	EE	IE	EL	ES	FR	HR	IT	CY	LV	LT	LU	HU	MT	NL	AT	PL	PT	RO	SI	SK	FI	SE	UK	CE	TOTAL					
05 03 02 99 3900 110		Agri-monetary aid - R. 2293/00	-	-	-	-	-	-	-	-	-	-	-	-	-	-	-	-	-	-	-	-	-	-	-	-	-	-	-	-	-	-	-	-	-		
05 03 02 99 3900 113		Agri-monetary aid - R. 653/01	-	-	-	-	-	-	-	-	-	-	-	-	-	-	-	-	-	-	-	-	-	-	-	-	-	-	-	-	-	-	-	-	-	-	
05 03 02 99 3910 001		Direct aid scheme - small-scale producers - R.1259/99, Art.2	-	-	-	-	-	-	-	-	-	-	-	-	-	-	-	-	-	-	-	-	-	-	-	-	-	-	-	-	-	-	-	-	-	-	
05 03 02 99 C1	C1	Other (direct aids)	-0.2	-	-	-	0.0	0.0	0.0	0.0	0.1	0.0	-9.7	-	-0.0	-0.0	-0.0	-0.0	-0.0	-0.0	-0.0	-0.0	-0.0	-0.0	-0.0	-	-	0.0	0.0	0.0	0.1	-	-	-	-9.714		
05 03 02 C1	C1	Other direct aids	91.5	27.1	31.0	13.3	0.2	1.2	22.9	273.6	704.9	915.5	-	127.4	3.3	5.0	13.1	45.4	-	16.6	78.6	104.7	206.4	37.5	7.8	11.6	48.1	3.0	26.3	-	-	-	-	-	2 815.995		
05 03 02 NA	NA	Other direct aids	-	-	-	-	-	-	-	-	-	-	-	-	-	-	-	-	-	-	-	-	-	-	-	-	-	-	-	-	-	-	-	-	-	-	
05 03 02 C1	C1	Other direct aids	91.5	27.1	31.0	13.3	0.2	1.2	22.9	273.6	704.9	915.5	-	127.4	3.3	5.0	13.1	45.4	-	16.6	78.6	104.7	206.4	37.5	7.8	11.6	48.1	3.0	26.3	-	-	-	-	-	-	2 815.995	
05 03 03 00 0000 004	C1	Additional amounts of aid - R.1782/03, Art.12 - calendar year 2008 and earlier - EU 15	0.0	-	-	-0.0	0.0	-	0.0	-0.0	-0.0	0.0	-	0.0	-	-	-	-	-	-	-	-	-	-	-	-	-	-	-	-	-	-	-	-	-	0.173	
05 03 03 00 C1	C1	Additional amounts of aid	0.0	-	-	-0.0	0.0	-	0.0	-0.0	-0.0	0.0	-	0.0	-	-	-	-	-	-	-	-	-	-	-	-	-	-	-	-	-	-	-	-	0.173		
05 03 03 C1	C1	Additional amounts of aid	0.0	-	-	-0.0	0.0	-	0.0	-0.0	-0.0	0.0	-	0.0	-	-	-	-	-	-	-	-	-	-	-	-	-	-	-	-	-	-	-	-	0.173		
05 03 C5	C5	Direct aids	566.5	494.4	824.1	924.1	5 240.9	91.9	1 240.9	2 281.4	4 970.8	7 955.2	-	3 515.0	43.8	132.9	345.6	33.6	1 203.4	3.3	775.8	706.1	2 769.5	647.1	1 086.8	51.6	354.3	530.4	682.0	3 084.2	-	-	-	-	-	40 556.119	
05 03 NA	NA	Direct aids	0.0	-	-	15.1	13.1	-	10.0	0.9	286.4	12.3	-	444.6	-	-	-	-	-	-	-	-	-	-	-	-	-	-	-	-	-	-	-	-	-	1 102.158	
05 03 C1	C1	Direct aids	566.5	494.4	824.1	939.2	5 253.9	91.9	1 250.9	2 282.3	5 237.2	7 967.5	-	3 959.6	43.8	132.9	345.6	33.7	1 203.4	4.8	823.0	706.4	2 769.5	648.7	1 086.8	130.2	354.3	531.8	683.3	3 286.0	-	-	-	-	-	41 658.277	
05 04 01 14 0000 001	C1	Reimbursement not related to irregularities - programming period 2000 - 2006 - EU 15	-0.0	-	-	-0.0	-0.0	-	-0.0	-0.0	-0.0	-0.9	-	-0.9	-	-	-	-	-	-	-	-	-	-	-	-	-	-	-	-	-	-	-	-	-	-1.028	
05 04 01 14 C1	C1	Rural development financed by the EAGGF Guarantee Section - Programming period 2000 to 2006	-0.0	-	-	-0.0	-0.0	-	-0.0	-0.0	-0.0	-0.9	-	-0.9	-	-	-	-	-	-	-	-	-	-	-	-	-	-	-	-	-	-	-	-	-	-1.028	
05 04 01 C1	C1	Rural development financed by the EAGGF Guarantee Section - Programming period 2000 to 2006	-0.0	-	-	-0.0	-0.0	-	-0.0	-0.0	-0.0	-0.9	-	-0.9	-	-	-	-	-	-	-	-	-	-	-	-	-	-	-	-	-	-	-	-	-	-1.028	
05 04 02 0000 301		Plant and animal genetic resources - Completion of earlier measures	-	-	-	-	-	-	-	-	-	-	-	-	-	-	-	-	-	-	-	-	-	-	-	-	-	-	-	-	-	-	-	-	-	-	-
05 04 02 C1	C1	Other measures	-	-	-	-	-	-	-	-	-	-	-	-	-	-	-	-	-	-	-	-	-	-	-	-	-	-	-	-	-	-	-	-	-	-	-
05 04 02 C1	C1	Rural development	-0.0	-	-	-0.0	-0.0	-	-0.0	-0.0	-0.0	-0.9	-	-0.9	-	-	-	-	-	-	-	-	-	-	-	-	-	-	-	-	-	-	-	-	-	-1.028	
05 07 01 02 3610 301	C1	Monitoring and preventive measures - direct payments by the EC	-	-	-	-	-	-	-	-	-	-	-	-	-	-	-	-	-	-	-	-	-	-	-	-	-	-	-	-	-	-	-	-	-	-	6.800
05 07 01 02 C1	C1	Monitoring and preventive measures - Direct payments by the Union	-	-	-	-	-	-	-	-	-	-	-	-	-	-	-	-	-	-	-	-	-	-	-	-	-	-	-	-	-	-	-	-	-	6.800	
05 07 01 06 0000 084	C1	Decision 2013/210/EU - accounting clearance 2012 - BE, BG, CZ, DK, DE, EE, IE, ES, FR, IT, CY, LV, LT, LU, HU, MT, NL, AT, PL, PT, RO, SK, FI, SE, UK	-0.0	-0.1	0.0	0.2	0.3	0.0	1.4	-	-0.3	0.4	-	3.9	0.1	0.0	0.2	0.2	0.0	0.0	-1.8	-0.0	-0.2	0.5	-2.2	-0.0	-0.0	-0.0	-0.1	4.8	-	-	-	-	-	-	7.295
05 07 01 06 0000 084 NA	NA	Decision 2013/210/EU - accounting clearance 2012 - BE, BG, CZ, DK, DE, EE, IE, ES, FR, IT, CY, LV, LT, LU, HU, MT, NL, AT, PL, PT, RO, SK, FI, SE, UK	-	-	-	-	-	-	-	-	-	-	-	-	-	-	-	-	-	-	-	-	-	-	-	-	-	-	-	-	-	-	-	-	-	-	-
05 07 01 06 0000 084		Decision 2013/210/EU - accounting clearance 2012 - BE, BG, CZ, DK, DE, EE, IE, ES, FR, IT, CY, LV, LT, LU, HU, MT, NL, AT, PL, PT, RO, SK, FI, SE, UK	-0.0	-0.1	0.0	0.2	0.3	0.0	1.4	-	-0.3	0.4	-	3.9	0.1	0.0	0.2	0.2	0.0	0.0	-1.8	-0.0	-0.2	0.5	-2.2	-0.0	-0.0	-0.0	-0.1	4.8	-	-	-	-	-	-	7.295
05 07 01 06 0000 200	C1	Correction - negative amounts - geographical information system	-	-	-	-	-	-	-	-	-	-	-	-	-	-	-	-	-	-	-	-	-	-	-	-	-	-	-	-	-	-	-	-	-	-0.000	
05 07 01 06 3701 020	C1	Reduction in payments - payment deadlines 2013	-	-	-	-	-	-	-	-	-	-	-	-	-	-	-	-	-	-	-	-	-	-	-	-	-	-	-	-	-	-	-	-	-	-3.781	
05 07 01 06 3701 021	C1	Correction - ceiling - R.883/06, Art.9(2)(b) - 2013	-	-	-	-	-	-	-	-	-	-	-	-	-	-	-	-	-	-	-	-	-	-	-	-	-	-	-	-	-	-	-	-	-	-0.132	
05 07 01 06 C1	C1	Accounting clearance of previous years' accounts with regard to shared management expenditure under the EAGGF Guarantee Section (previous measures) and under the EAGF	-0.0	-0.1	0.0	0.2	0.3	0.0	1.4	-	-0.7	0.4	-	2.2	0.1	0.0	0.2	0.2	-0.1	0.0	-1.8	-0.0	-0.2	0.5	-2.4	-0.0	-0.0	-0.1	3.3	-	-	-	-	-	-	3.382	
05 07 01 06 NA	NA	Accounting clearance of previous years' accounts with regard to shared management expenditure under the EAGGF Guarantee Section (previous measures) and under the EAGF	-	-	-	-	-	-	-	-	-	-	-	-	-	-	-	-	-	-	-	-	-	-	-	-	-	-	-	-	-	-	-	-	-	-	
05 07 01 06 C1	C1	Accounting clearance of previous years' accounts with regard to shared management expenditure under the EAGGF Guarantee Section (previous measures) and under the EAGF	-0.0	-0.1	0.0	0.2	0.3	0.0	1.4	-	-0.7	0.4	-	2.2	0.1	0.0	0.2	0.2	-0.1	0.0	-1.8	-0.0	-0.2	0.5	-2.4	-0.0	-0.0	-0.1	3.3	-	-	-	-	-	-	3.382	
05 07 01 07 0000 082	C1	Decision 59 - 2012/500/EU - conformity clearance - ES	-	-	-	-	-	-	-	-	-	-	-	-	-	-	-	-	-	-	-	-	-	-	-	-	-	-	-	-	-	-	-	-	-	108.250	
05 07 01 07 0000 085	C1	Decision 41 - 2013/214/EU - conformity clearance - EL	-	-	-	-	-	-	-	-	-	-	-	-	-	-	-	-	-	-	-	-	-	-	-	-	-	-	-	-	-	-	-	-	-	-	0.821

ANNEX 33

EXPENDITURE CHARGED AGAINST THE 2013 BUDGET
 DETAILS by SUB-ITEM and by MEMBER STATE

In EUR million

Budget Line	Fund source	Item	BE	BG	CZ	DK	DE	EE	IE	EL	ES	FR	HR	IT	CY	LV	LT	LU	HU	MT	NL	AT	PL	PT	RO	SI	SK	FI	SE	UK	CE	TOTAL
TOTAL DEPENDS	C1		612.0	537.5	837.6	930.8	5 335.8	95.4	1 248.0	2 344.5	5 601.2	6 552.4	- 4 151.0	50.1	148.4	357.2	34.2	1 271.8	4.2	819.6	727.3	3 184.4	766.9	1 206.8	60.3	363.5	539.8	694.0	3 122.5	332.5	43 930.068	
TOTAL DEPENDS	C4		23.0	-	-	-	-	-	-	-	51.0	26.1	-	-	-	-	-	-	-	-	-	-	-	-	-	-	-	-	-	-	-	118.741
TOTAL DEPENDS	C5		9.9	-	0.5	15.1	19.3	-	10.0	1.7	283.1	23.4	-	511.2	0.1	-	0.1	0.2	1.5	67.4	2.7	0.1	2.5	-	78.6	0.0	1.6	7.8	208.7	-	1 245.622	
TOTAL DEPENDS	NA		-	-	-	-	-	-	-	-	-	-	-	-	-	-	-	-	-	-	-	-	-	-	-	-	-	-	-	-	-	-
TOTAL DEPENDS			645.0	537.5	838.1	946.0	5 355.1	95.4	1 258.0	2 346.2	5 935.4	8 601.9	- 4 662.3	50.2	148.4	357.2	34.3	1 272.0	5.7	905.6	730.0	3 184.5	769.4	1 206.8	138.8	363.5	541.5	701.9	3 331.3	332.5	45 294.431	

ANNEX 34

**APPEALS AGAINST CLEARANCE OF ACCOUNTS DECISIONS
PENDING ON 15 October 2013**

Case Number	Member State	Challenged amount EUR
T-463/07	IT	-83 398 419.26
T-3/11	PT	-40 477 428.09
T-16/11	NL	-28 947 149.31
T-44/11	IT	-15 945 121.39
T-358/11	IT	-1 280 077.00
T-632/11	EL	-9 744 878.94
T-661/11	IT	-70 912 382.00
C-248/12 P	UK	-18 600 258.71
T-376/12	EL	-92 589 343.81
T-387/12	IT	-8 746 634.09
C-417/12 P	DK	-100 655 489.39
T-503/12	UK	-30 063 412.05
C-552/12 P	EL	-132 307 534.48
C-71/13 P	EL	-327 199 916.23
T-241/13	EL	-3 686 189.20
T-245/13	UK	-14 558 888.05
T-255/13	IT	-66 763 882.96
C-273/13 P	PL	-50 957 891.41
C-391/13 P	EL	-243 527 096.29
T-550/13	EL	-3 018 301.74
Total		-1 343 380 294.41

ANNEX 35
Financial corrections (net) in decisions 1-42 from financial year 1996 - 2011

Net Amount Decision	Financial Year														TOTAL			
	1996	1997	1998	1999	2000	2001	2002	2003	2004	2005	2006	2007	2008	2009		2010	2011	none
01	-83 054 434.5	-7 131 297.7																-90 185 732.3
02	-13 311 661.9	-18 226 097.7	-2 733 350.9															-34 271 110.4
03	-55 097 691.2	-28 459 533.4	-11 069.3															-83 568 293.9
04	-98 880 867.8	-87 923 404.0	-21 306 172.7	-1 538 993.1														-209 649 437.5
05	-145 223 126.1	-102 544 050.6	-80 174 326.1	-755 887.9	-131 974.5													-328 697 390.7
06	-255 972 689.6	-41 361 006.5	-76 343 688.9	-26 048 956.9	-13 974.5													-399 858 316.4
07	-23 100 686.9	-49 040 620.8	-52 434 544.8	-19 157 670.1	-1 011 362.8													-144 744 885.3
08	-153 961 040.4	-110 202 433.5																-264 163 473.9
09		-1 071 346.9	-14 337 178.3	-28 194 372.2	-23 282 074.3													-66 884 971.7
10	-13 904 255.0	-35 975 338.4	-57 851 220.8	-30 670 883.2	-17 947 484.8	-3 349 028.8												-159 698 211.1
11	29 795 787.0	-1 070 338.9	-3 252 135.3	-77 957 188.8	-40 934 177.9	-959 463.8												-94 377 517.7
12	1 292 520.5	-1 215 710.3	-5 544 280.1	-28 501 526.7	-48 607 295.7	-21 618 802.6												-104 195 094.9
13			-1 037.4	-10 147 020.3	-83 019 554.3	-75 788 874.5												-169 005 511.8
14		-10 506.3	-667 462.0	-22 392 845.8	-56 252 596.9	-35 702 334.9	-227 860.1											-115 253 605.9
15	142 099.5		-1 048 738.1	-5 901 675.6	-20 482 879.9	-57 438 772.2	-58 960 777.4											-143 690 743.6
16			-2 291.9	-20 430 652.8	-45 495 163.9	-27 972 630.5	-26 036 154.6											-119 936 893.8
17				-805 731.5	-9 865 231.9	-31 967 867.7	-63 802 429.2	-37 238 361.1	1 803 537.0									-143 679 621.3
18	-67 626.7	-8 003 121.9	-9 374 864.3	-44 344 419.5	-109 777 412.6	-62 386 118.9	-44 608 619.4	-954 011.0	-567 687.7									-277 712 657.2
19	14 582 115.5			-4 636 597.3	-30 372 981.7	-55 144 895.7	-80 918 453.8	-87 967 533.1										-245 026 033.8
20	13 904 253.0	18 093 545.0		8 724 133.0	-6 143 520.8	-65 105 394.5	-38 988 671.9	-44 187 425.2										-113 703 081.3
21			213 766.1	134 055.6	-21 538 374.7	-14 124 488.9	-28 666 764.2	-49 931 453.7	-14 322 219.3	-13 307 665.8								-128 235 479.0
22				-21 048.5	-703 696.3	-36 788 787.5	-60 297 860.4	-24 976 533.2	-25 836 536.3	-10 068 664.7								-161 932 128.0
23				-13 809 328.5	-23 236 251.2	-78 824 593.9	-79 426 015.8	-73 368 966.2	-16 647 398.1	-32 893.9								-285 444 552.9
24				-1 337 421.4	-16 231 749.1	-14 482 754.6	-8 303 878.5	-43 944 283.9	-190 950 606.6	-6 496 021.4								-285 352 252.8
25		-1 350 020.3	532 684.6	435 837.7	11 032.2	-41 543 650.4	-37 678 743.1	-28 561 232.2	-30 487 524.7	-25 181 403.7	-16 588 269.2	-59 138.0						-145 137 637.6
26			-213 766.1	-131 493.9	-47 404 942.0	-84 660 006.8	-49 122 287.7	-9 692 977.8	-33 756 287.1	-34 043 995.4	-7 057 150.6	-3 775 871.4						-256 264 811.8
27							-1 195.2	-33 756 287.1	-34 043 995.4	-7 057 150.6								-82 990 552.5
28				586 211.0	237 623.0	-67 271.3	-361 362.5	-22 900 098.1	-127 363 179.4	-158 923 154.7	-100 469 221.6	-81 408 292.7						-409 260 453.6
29						1 865 093.3	-20 701 516.7	-124 200 751.0	-147 321 213.9	-64 690 721.2	-86 403 355.0	-81 408 292.7						-522 860 757.2
30							-34 848 794.9	-34 848 794.9	-41 579 594.7	-44 682 016.4	-6 393 153.3							-127 554 999.9
31							-9 792 413.5	-9 792 413.5	-6 586 942.8	-18 629 814.0	-69 371 546.7	-55 784 483.3	-5 182 177.7					-205 375 122.9
32				3 135 892.3	3 321 115.2	3 352 213.7	-822 409.4	-15 111 028.5	-15 322 779.7	-71 524 565.4	-148 330 634.7	-36 303 355.1	-23 663 486.6					-302 666 081.6
33										-5 086 442.8	-145 662 447.3	-93 775 390.4	-18 845 965.8					-263 370 246.3
34										-58 068 685.9	-91 234 974.3	-239 819 370.2	-67 800 814.9	-11 394 853.8				-542 717 968.0
35										-34 192 261.5	-71 417 149.9	-126 304 464.8	-41 536 675.8	-142 474 549.4	-61 973 386.5			-477 924 521.3
36										-1 337 350.4	-8 697.0	-10 712 595.0	-37 062 331.0	-2 111 368.7	-757 043.8			-203 830 980.9
37										-33 551.4	-29 712 692.4	-42 893 207.9	-90 190 760.8	-9 466 149.8	-28 172 181.5	-15 388 136.6		-431 499 351.7
38										16 220 422.6	17 142 172.6	16 220 422.6	-10 038 997.3	-51 953 199.3	-73 364 155.5	-19 799 943.1		-103 206 836.8
39										47 311 467.3	15 347 930.9	47 950 314.6	-13 403 916.8	-33 295 326.0	-54 430 833.6	-62 352 434.0		-45 544 900.3
40													-5 058 073.3	-10 026 975.2	-84 948 995.0	-1 001 378.6		-285 582 274.1
41																		-130 199 337.0
42																		-142 637 498.9
Grand Total	-782 789 678.0	-475 262 512.9	-324 243 115.8	-325 030 723.6	-554 908 941.4	-675 099 167.9	-566 638 254.5	-697 407 501.3	-768 240 690.1	-600 419 592.0	-968 017 997.8	-811 171 516.2	-568 325 089.1	-291 010 912.1	-121 638 467.8	-7 025 031.5	-250 697 338.0	-8 847 890 529.9

in EUR

The amounts are excluding the overlapping financial corrections. For the corrections prior to 1996, please see annex 35 of the EAGF - 2010 Financial Report.