



EUROPEAN
COMMISSION

Brussels, 19.12.2013
COM(2013) 915 final

ANNEX 1

ANNEX

to the

**REPORT FROM THE COMMISSION TO THE EUROPEAN PARLIAMENT AND
THE COUNCIL**

on the various stunning methods for poultry

ANNEX

to the

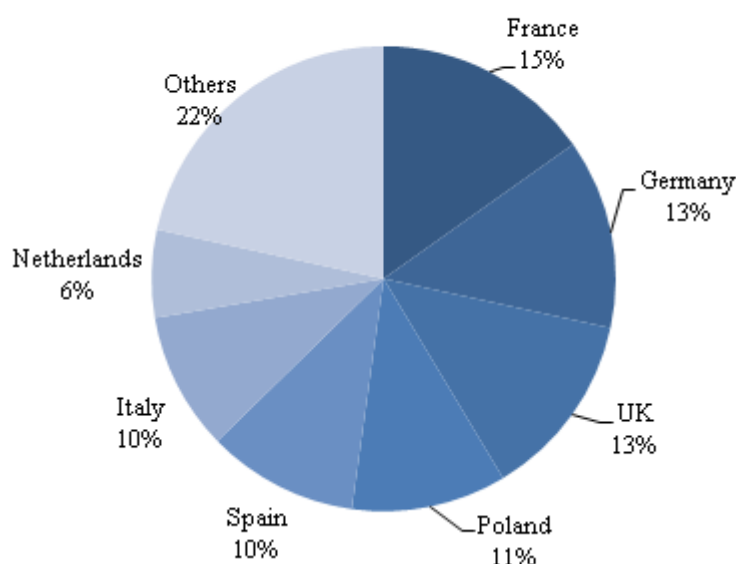
**REPORT FROM THE COMMISSION TO THE EUROPEAN PARLIAMENT AND
THE COUNCIL**

on the various stunning methods for poultry

Key economic data of the EU poultry meat sector¹

1. EU PRODUCTION: 12 MILLION TONNES²

Main EU poultry producers 2010



Source: AVEC, annual report 2011.

1.1. Slaughterhouses

Around 5.300 establishments

No comprehensive list of poultry slaughterhouses / data by throughput are sparse

1.2. Economic output

Between 30 to 32.5 billion euros in 2011

1.3. Number of employees in contact with live animals

Estimated at 3000 equivalent full time³.

¹ All data were compiled from the study mandated by the Commission: *Study on various methods of stunning poultry* by Food Chain Evaluation Consortium – Project leader Agra CEAS Consulting – 11/12/2012.

² 2010 data in carcass weight.

³ But most of these employees are part-time workers.

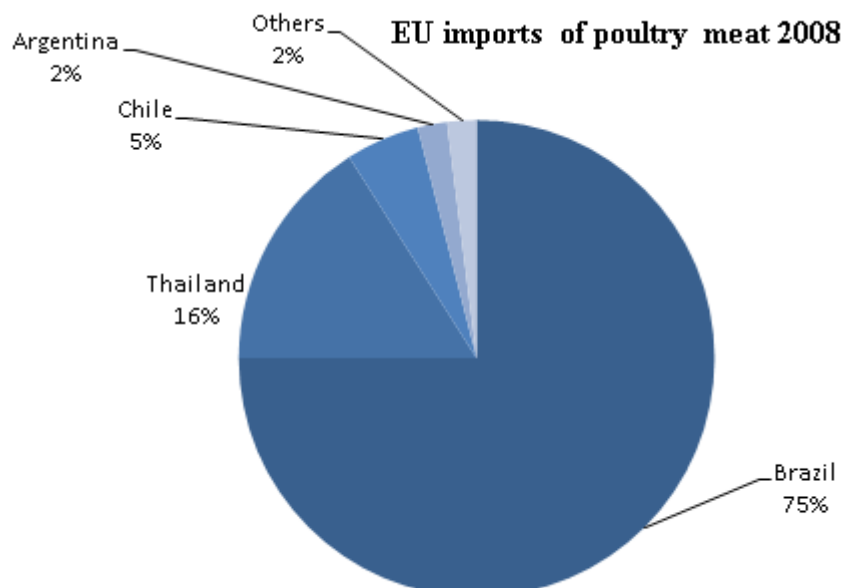
2. **EU CONSUMPTION: 11.6 MILLION TONNES⁴**

Consumption per capita of around 23 kg/year

3. **EU TRADE**

The EU exports 9% and imports 6% of the EU production⁵

The EU mainly imports breast meat and exports lower value cuts except France with a special export market for whole birds to Saudi Arabia

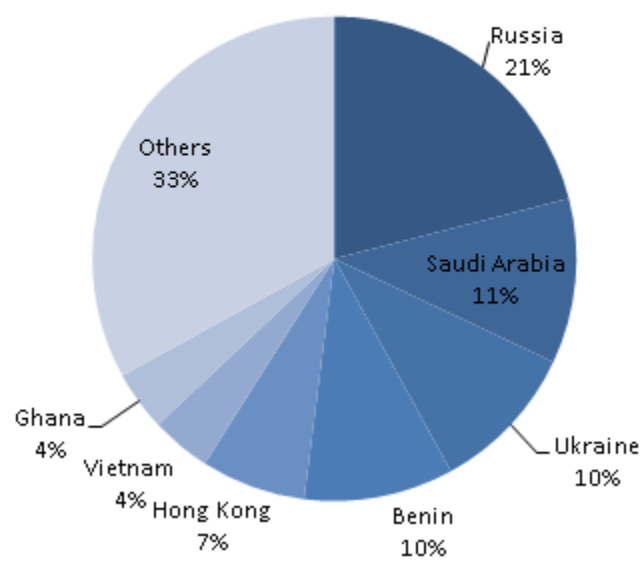


Source: Eurostat.

⁴ 2009 data.

⁵ 2010 data in tonnes. In value exports were in 2010 1.18 billion euros and imports of 1.97 billion euros making respectively around 3.8% for imports and 6.4% for exports of estimated output value of EU poultry slaughterhouses.

EU exports of poultry meat 2008



Source: Eurostat.