



Brussels, 24 April 2018
(OR. en)

8279/18

SIRIS 41
COMIX 206

NOTE

From: eu-LISA
To: Delegations
No. prev. doc.: 8400/17
Subject: SIS II - 2017 Statistics

Pursuant to Article 50(3) of Regulation (EC) No 1987/2006¹, to Article 66(3) of Council Decision 2007/533/JHA² as well as to Article 12(1)(w) of Regulation (EU) No 1077/2011³, delegations will find attached the SIS II annual statistics for 2017.

¹ Regulation (EC) No 1987/2006 of the European Parliament and of the Council on the establishment, operation and use of the second generation Schengen Information System (SIS II).

² Council Decision 2007/533/JHA on the establishment, operation and use of the second generation Schengen Information System (SIS II).

³ Regulation (EU) No 1077/2011 of the European Parliament and of the Council establishing a European Agency for the operational management of large-scale IT systems in the area of freedom, security and justice.

Protection level PUBLIC

SIS II – 2017 Statistics

February 2018

This report has been produced pursuant to Article 50(3) of Regulation (EC) No 1987/2006 and Article 66(3) of Council Decision 2007/533/JHA with the purpose of publishing statistics on SIS II.

This report is public. Reproduction is authorised, except for commercial purposes, provided that the source is acknowledged

eulisa.europa.eu

ISBN 978-92-95208-66-7

ISSN 2467-0766

doi:10.2857/184093

Catalogue number: EL-AH-18-001-EN-N

© European Agency for the operational management of large-scale IT systems in the area of freedom, security and justice (eu-LISA), 2018

Table of Contents

Introduction	5
1. Explanatory note	6
1.1 Content	6
1.2 Methodology	7
2. SIS II Statistics	8
2.1 Accesses to SIS II per Member State.....	8
2.2 Number of alerts in SISII	10
2.3 Number of hits	13
3. Conclusion.....	14

Introduction

Pursuant to Article 50(3) of Regulation (EC) No 1987/2006 of the European Parliament and of the Council⁴ (hereafter referred to as the “SIS II Regulation”) and parallel provision in Article 66(3) of Council Decision 2007/533/JHA⁵ (hereafter referred to as the “SIS II Decision”), each year the Management Authority shall publish statistics on:

- the number of records per category of alert,
- the number of hits per category of alert,
- how many times SIS II was accessed, in total and for each Member State⁶.

Article 3(a) of Regulation (EU) No 1077/2011⁷ establishing a European Agency for the operational management of large-scale IT systems in the area of freedom, security and justice (hereafter referred to as the “Agency”) states that in relation to SIS II, the Agency shall perform the tasks conferred on the Management Authority by Regulation (EC) No 1987/2006 and Decision 2007/533/JHA.

This document provides the above-mentioned statistics from 01 January until 31 December 2017. The data presented in this document is a collection of data received from Member States connected to SIS II together with data available from the Central SIS II.

Previous years’ collections of statistics and revised versions are available on the eu-LISA website⁸.

⁴ Regulation (EC) No 1987/2006 of the European Parliament and of the Council on the establishment, operation and use of the second generation Schengen Information System (SIS II), OJ L 381, 28.12.2006.

⁵ Council Decision 2007/533/JHA on the establishment, operation and use of the second generation Schengen Information System (SIS II), OJ L 205, 7.8.2007.

⁶ Under the term “Member States” the current document refers to the Member States of the EU and Associated Countries, which are bound under Union law by the legislative instruments governing SIS II, if not further explained. Member States of the EU currently connected to SIS II are: Austria, Belgium, Bulgaria, Croatia, Czech Republic, Denmark, Estonia, Finland, France, Germany, Greece, Hungary, Italy, Latvia, Lithuania, Luxembourg, Malta, the Netherlands, Poland, Portugal, Romania, Slovakia, Slovenia, Spain, Sweden and the United Kingdom. Associated Countries connected to SIS II are: Iceland, Liechtenstein, Norway and Switzerland.

⁷ OJ L 286, 01.11.2011

⁸ http://www.eulisa.europa.eu/Publications/p_reports/Pages/default.aspx

1. Explanatory note

1.1 Content

1.1.1 Accesses to SIS II

Access to SIS II shall only be authorised within the limit of competences of the national authorities⁹ referred to in Article 27 of the SIS II Regulation and Article 40 of the SIS II Decision.

Accesses to SIS II is intended as both:

- any query, regardless of whether a hit is made or not and whether the Central System or a national copy of the SIS II database is queried;
- any transaction intending to create/update/delete (CUD) an alert.

Every access is counted, even if an access resulted in an error and an error message was returned from the system.

Member States without a national copy, and therefore querying only the Central System are Denmark, Finland, Liechtenstein, Norway and Slovenia. In addition, there is a group of Member States that have a national copy but have subscribed, for certain types of queries, to use the services of the Central System. Similar to the previous reporting year, in 2017 the Member States using partially the Central System for queries were Austria, Belgium, Croatia, Czech Republic, Greece, Hungary, Iceland, Luxembourg, the Netherlands, Poland, Portugal, Romania, Slovakia, Sweden and Switzerland.

1.1.2 Number of records per category of alert

SIS II contains only those categories of alerts that are entered by each of the Member States as required for the purposes laid down in Articles 26, 32, 34, 36 and 38 of the SIS II Decision and Article 24 of the SIS II Regulation.

Alerts can relate to:

- Persons in relation to whom an alert has been entered;
- Objects referred to in Articles 36 and 38 of the SIS II Decision (vehicles, aircraft, banknotes, blank official documents, boats, boat engines, containers, firearms, industrial equipment, issued documents, vehicle licence plates, securities and means of payment, vehicle registration documents).

In SIS II an *alert* represents a dataset entered into the system that allows competent authorities to identify a person or an object with a view to taking specific action.

1.1.3 Alerts on persons by article

In SIS II, alerts on persons can be issued for the purposes of identifying the following people:

- Persons subject to arrest for surrender or extradition pursuant to Article 26 of the SIS II Decision;
- Third country nationals to be refused entry into or stay within the Schengen area pursuant to Article 24 of the SIS II Regulation;

⁹ OJ C 228, 14.07.2017

- Missing persons (adults and minors) pursuant to Article 32 of the SIS II Decision;
- Persons to assist with a judicial procedure pursuant to Article 34 of the SIS II Decision;
- Persons for discreet or specific checks pursuant to Article 36 of the SIS II Decision.

1.1.4 Number of hits

As per the SIRENE Manual²⁰ a hit occurs in SIS II when all of the following criteria are met:

- a search is conducted by a user;
- the search reveals a foreign alert (alert issued by a Member State other than the one undertaking the search) in SIS II;
- data concerning the alert in SIS II matches the search data;
- further actions are requested as a result of the hit.

1.2 Methodology

This document was prepared on the basis of data provided by:

- the Central System SIS II reports:
 - Accesses to SIS II - CUDs²¹;
 - Number of alerts in SIS II;
 - Number of records per category of data;
 - Alerts on persons;
- by each Member State connected to the Central System SIS II:
 - Accesses to SIS II - queries;
 - Number of hits.

The data refers to the reporting period from 01 January until 31 December 2017. It shall be noted that following Council Decision (EU) 2017/733, Croatia integrated to SIS II as of 27 June 2017.

The authorities of Ireland and Cyprus are currently preparing for technical connection to SIS II.

Europol²² and Eurojust²³ have the right, within their respective mandates, to access and search data directly in SIS II. However, the statistics on accesses to SIS II of the above-mentioned agencies are not in the scope of this document, as the document covers only accesses by Member States.

²⁰ OJ L44, 18.2.2015.

²¹ Create/Update/Delete/Change expiry date transactions.

²² Article 41 SIS II Decision.

²³ Article 42 SIS II Decision.

2. SIS II Statistics

2.1 Accesses to SIS II per Member State¹⁴

In the reporting period 01 January – 31 December 2017, as per the data reported, **SIS II was accessed a total of 5,173,194,992 times by the Member States**. No distinction is made between accesses to SIS II, made through the Central SIS II or through a national copy of the Central SIS II.

MS	Total queries (manual + automated)	CUDs				CUDs	Total accesses (queries + CUDs)
		Create	Update	Delete	Change of expiry date		
AT	152,693,815	127,928	45,202	43,657	4,569	221,356	152,915,171
BE	26,752,305	508,367	161,900	60,315	132,141	862,723	27,615,028
BG	104,367,488	377,625	4,232	170,523	344	552,724	104,920,212
HR	168,422,951	56,917	245	6,745	14	63,921	168,486,872
CZ	134,494,482	378,166	160,265	235,107	33,275	806,813	135,301,295
DK	20,002,480	116,624	5,126	67,494	1,409	190,653	20,193,133
EE	44,904,344	46,908	990	1,426	714	50,038	44,954,382
FI	71,946,827	33,316	2,235	6,710	382	42,643	71,989,470
FR	987,281,773	2,764,891	661,210	520,902	347,110	4,294,113	991,575,886
DE	493,623,435	1,809,041	600,943	929,767	137,759	3,477,510	497,100,945
EL	51,604,567	267,696	9,345	30,364	13,886	321,291	51,925,858
HU	124,106,000	241,096	32,040	71,786	64,809	409,731	124,515,731
IS	4,621,231	1,874	2,348	31	2,020	6,273	4,627,504
IT	337,505,714	3,267,981	118,056	377,214	588,033	4,351,284	341,856,998
LV	25,931,039	23,854	1,790	3,132	113	28,889	25,959,928
LI	707,429	940	374	167	54	1,535	708,964
LT	38,057,282	98,119	4,609	2,187	222	105,137	38,162,419
LU	2,788,426	5,419	965	2,269	632	9,285	2,797,711
MT	12,052,837	16,431	3,752	4,093	145	24,421	12,077,258
NL	134,268,996	513,360	17,530	18,186	11,785	560,861	134,829,857
NO	78,126,241	84,076	9,677	17,057	5,534	116,344	78,242,585
PL	350,340,215	550,932	190,682	104,536	8,567	854,717	351,194,932
PT	92,507,046	83,292	1,346	24,235	3,163	112,036	92,619,082
RO	331,432,261	240,213	4,354	14,786	1,384	260,737	331,692,998
SK	5,264,785	169,554	60,741	41,582	9,952	281,829	5,546,614
SI	93,213,019	38,501	10,731	14,069	8,773	72,074	93,285,093
ES	581,794,881	1,038,064	639,408	143,152	1,219,088	3,039,712	584,834,593
SE	24,759,349	149,349	15,679	19,213	22,971	207,212	24,966,561
CH	116,896,963	116,766	10,552	10,040	5,577	142,935	117,039,898
UK	539,382,244	1,436,916	79,023	356,691	3,140	1,875,770	541,258,014
TOTAL	5,149,850,425	14,564,216	2,855,350	3,297,436	2,627,565	23,344,567	5,173,194,992

Figure 1: 2017 accesses to SIS II per Member State

Figure 1 shows the number of accesses, for the reporting period, in total and with a breakdown per Member State. SIS II can be queried manually, by a human intervention¹⁵, or via automated processes¹⁶.

¹⁴ Data from Croatia refers to the period 27 June – 31 December 2017.

¹⁵ This covers checks by staff using radios, telephones, computer terminals, document scanners and all other forms of “traditional check” where a user makes the decision to carry out a check.

¹⁶ This covers queries carried out by automatic number plate recognition systems (ANPR) or other forms of automated bulk queries. These systems are relevant for alerts under Articles 36 and 38 SIS II Decision.

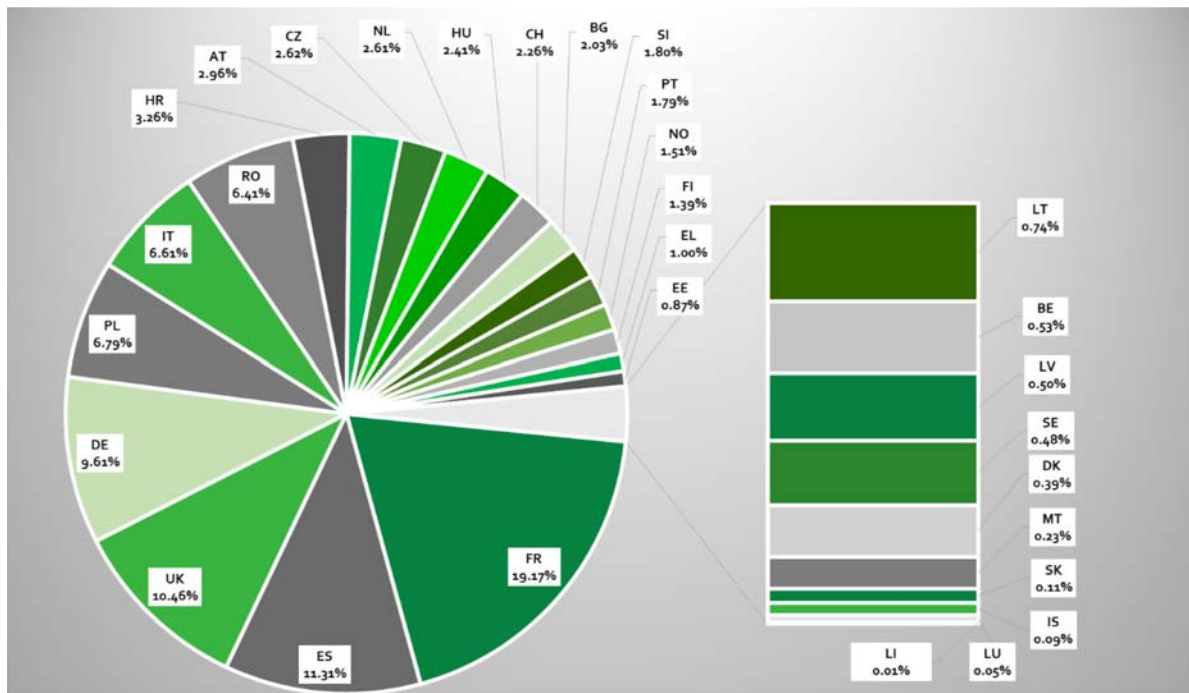


Figure 2: 2017 accesses to SIS II per Member State

With over 19% of the reported total accesses, France is the Member State, which performed the majority of accesses to SIS II in 2017, followed by Spain (over 11%), the UK (with over 10%) and Germany (with over 9% of total accesses).

2.2 Number of alerts in SISII

On 31 December 2017 there were in total **76,489,461** alerts in SIS II.

2.2.1 Volume and distribution

Figure 3 below shows the breakdown of the content of the SIS II database per Member State and per category of data on 31 December 2017.

MS	Total per MS	Person	Vehicle	Aircraft	Banknote	Blank document	Boat	Boat engine	Container	Firearm	Industrial equip.	Issued document	Licence plate	Security	Vehicle regis. doc.
AT	451,812	18,624	26,151	0	139	774	28	269	0	4,179	468	357,987	40,392	1,984	817
BE	3,791,747	15,361	42,205	0	4,179	12,229	38	92	3	36,550	378	3,140,571	293,750	5	246,386
BG	1,372,639	1,634	30,952	0	0	0	8	7	0	246	224	985,424	157,796	230	196,118
HR	50,169	3,303	258	1	0	2,321	24	44	0	640	38	34,276	4,928	0	4,336
CZ	2,994,805	15,833	46,838	2	5	3,683	10	44	0	15,277	5,743	1,758,832	114,987	442	1,030,109
DK	766,552	5,702	29,706	6	6	1,622	1,000	5,397	1	4,780	5,706	700,745	11,881	0	0
EE	393,536	1,304	1,823	0	0	0	15	4	0	125	1	390,250	13	0	1
FI	204,309	3,467	5,474	0	0	120	72	622	0	6,697	12	185,923	1,885	6	31
FR	11,275,397	178,101	491,491	24	28,725	10,603	1,389	2,266	202	46,812	16,660	8,187,067	48,028	1,921,739	342,290
DE	10,383,101	82,238	314,888	112	190,850	128,636	1,603	10,594	115	181,331	87,045	7,580,213	950,792	554,745	299,039
EL	1,464,924	37,588	249,252	0	28,334	138,439	699	1,885	2	18,392	65	716,816	273,161	17	274
HU	830,071	22,782	13,423	0	46	409	13	32	0	474	34	738,527	31,535	167	22,628
IS	17,852	117	2	0	0	0	0	0	0	4	0	17,728	1	0	0
IT	19,932,096	241,037	1,059,523	0	5,045	597,733	650	96	1	72,208	6,007	13,308,772	863,394	2,724,256	1,053,374
LV	95,467	1,623	2,768	0	0	0	5	11	0	17	55	89,298	1,550	2	138
LI	6,232	224	23	0	0	1	0	0	0	21	24	5,714	174	45	6
LT	1,373,887	2,901	12,688	0	49	38	57	19	1	789	25	1,034,185	238,132	2	85,031
LU	30,439	1,742	1,155	0	23	5,096	3	1	0	148	148	21,388	170	285	260
MT	138,193	1,772	1,294	0	10	13	42	67	0	270	0	133,379	92	3	1,251
NL	4,359,541	27,586	88,080	0	44	825	312	470	8	3,030	1,013	4,237,999	162	9	3
NO	535,535	20,343	9,937	0	97	335	592	2,503	1	2,549	83	457,311	41,094	0	670
PL	2,522,686	22,258	130,495	1	1,195	1,563	546	479	62	23,427	3,172	2,015,313	82,648	399	241,128
PT	278,975	21,638	61,474	0	2	2,035	23	145	1	7,727	10	183,995	10	273	1,642
RO	1,391,703	9,129	7,278	0	16	35	0	1	0	551	0	1,214,640	0	0	160,053
SK	1,298,521	7,942	29,096	0	200	319	17	18	15	5,109	32	1,180,909	74,574	0	290
SI	276,748	1,485	8,398	0	255	1,659	54	201	2	802	4	219,751	42,698	0	1,439
ES	7,337,720	66,624	686,672	6	660	15,493	869	0	14	66,332	8,722	6,485,976	2,279	479	3,594
SE	368,604	12,533	31,911	3	234	1,133	1,187	3,194	14	24,534	4,734	288,455	658	14	0
CH	1,314,765	37,849	27,571	0	1,645	109	148	862	0	6,813	10,605	1,227,376	0	1,767	20
UK	1,234,455	34,051	157,980	3	0	0	198	461	119	2,423	12,898	1,026,322	0	0	0
Total	76,489,461	896,791	3,568,806	158	261,749	925,223	9,602	29,784	561	532,257	164,806	57,925,142	3,276,786	5,206,869	3,690,928

Figure 3: Volume and distribution of alerts on 31 December 2017

Italy - with almost 20 million alerts - is the Member State, which owns the biggest number of records, representing 26% of the total number of alerts, followed by France with over 11 million (14.7% of the total) and Germany with over 10 million (13.6% of the total).

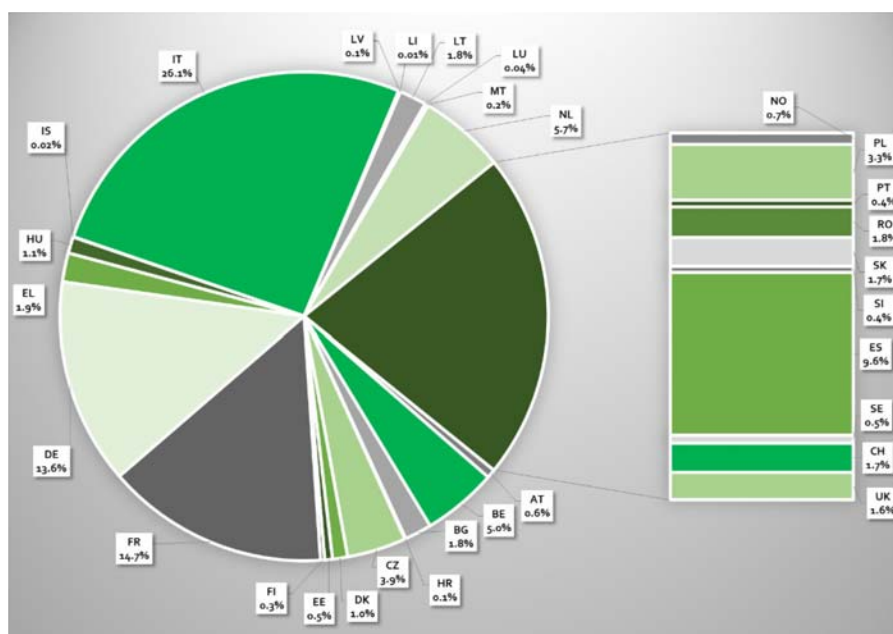


Figure 4: Volume of alerts per Member State

In 2017, alerts on persons represented 1.17% of the total alerts in SIS II. Alerts concerning issued documents such as passports, identity cards, driving licenses, residence permits and travel documents, which have been stolen, misappropriated, lost or invalidated, are the most frequent ones in the database, making 76% of the total.

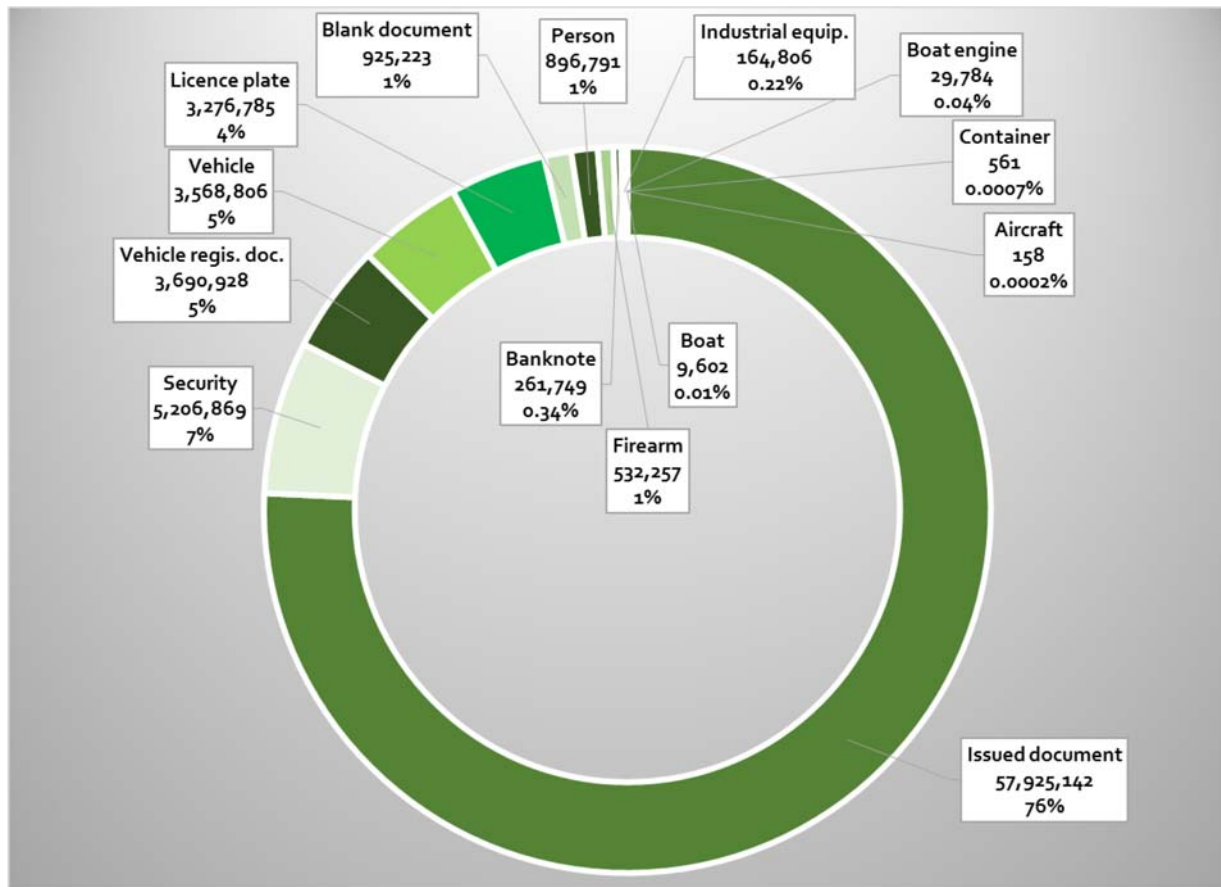


Figure 5: Distribution of alerts per category in SIS II in 2017

2.2.2 Volume and distribution of alerts on persons

At the end of 2017, SIS II contained 896,791 alerts related to persons divided as shown below in figure 6:

Alerts on persons	
Alert for the purpose of arrest and surrender or extradition - Art. 26 SIS II Dec.	37,677
Third country nationals to be refused entry or stay into the Schengen Area - Art. 24 SIS II Reg.	501,996
Missing person (Adults) - Art. 32 SIS II Dec.	35,042
Missing person (Minors) - Art. 32 SIS II Dec.	71,689
Person to assist with a judicial procedure - Art. 34 SIS II Dec.	120,404
Person for discreet and specific check - Art. 36 SIS II Dec.	129,983
Total alerts on persons	896,791

Figure 6: Alerts on persons

The majority of alerts on persons, with over 56% of the total, were alerts pursuant to Article 24 of the SIS II Regulation (i.e. to refuse entry into or stay within the Schengen area); followed by the alerts pursuant to Article 36 of the SIS II Decision (i.e. person for discreet and specific check), accounting for 15% of the total alerts on persons.

Alerts pursuant to Article 34 of the SIS II Decision (i.e. person to assist with a judicial procedure) account for 14% of the total alerts on persons by the end of 2017.

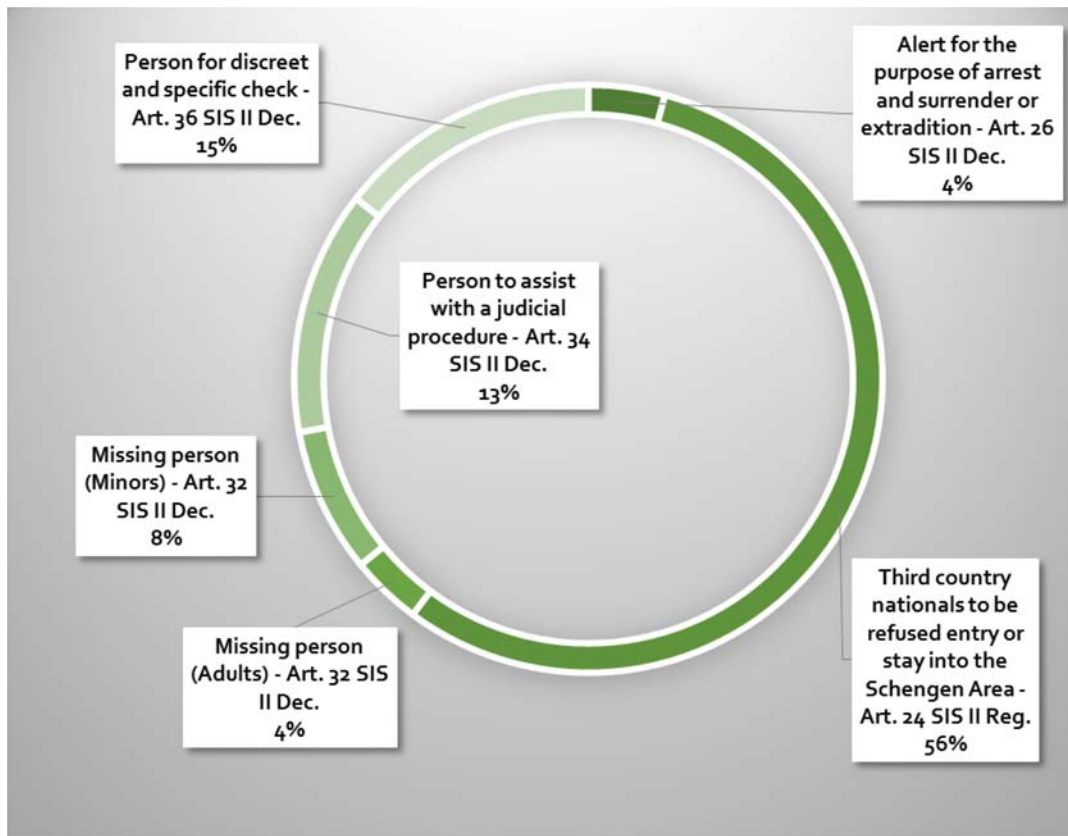


Figure 7: Alerts on persons

Figure 7 shows the distribution of the 896,791 alerts on persons stored in SIS II on 31 December 2017.

2.3 Number of hits

In 2017, **243,818 hits** were reported on foreign alerts (alerts issued by another country), as shown in figure 8.

No. hits on foreign alerts		TOTAL
Art 26 SIS II Dec		11,703
Art 24 SIS II Reg		38,070
Art 32 SIS II Dec		8,650
Art 34 SIS II Dec		57,706
Art 36 SIS II Dec		79,923
Art 38 SIS II Dec	vehicles, trailers, caravans	13,101
	boats	21
	aircraft	2
	industrial equipment	138
	boat engines	71
	containers	7
	firearms	185
	blank docs	1,610
	vehicle registration certificates	1,256
	number plates	2,753
	issued docs	28,216
	banknotes	67
securities & means of payment	42	
Art 38 SIS II Dec		47,766
TOTAL - 2017		243,818

Figure 8: Volume and breakdown per article of hits, reported for 2017

With almost 33% of the total hits, the highest number of hits was triggered by alerts pursuant to Article 36 of the SIS II Decision (persons and objects for discreet or specific checks).

3. Conclusion

In 2017, SIS II was accessed more than 5.1 billion times by Member States¹⁷.

More than 76 million alerts were recorded in the system on 31 December 2017. The biggest category of alerts was related to issued documents, representing 76% of the total number. Alerts on persons represented 1.17% of the total number of alerts, but triggered 77% of the total hits generated in 2017.

The usage of SIS II in Member States depends on the implementation of the system at national level, on how business processes and workflows are defined as well as on the technical implementation, on the demographic, geographical and economic situation, the number of border crossing points (air, sea and land borders) as well as on the length of the external land borders. Comparisons among countries should not be based on numerical data alone but take into account other factors too.

¹⁷ On 7 April 2017, Regulation (EU) 2017/458 (OJ L 74, 18.3.2017) on the reinforcement of checks against relevant databases at external borders entered into force.



© European Agency for the operational management of large-scale IT systems in the area of freedom, security and justice, 2018

ISBN 978-92-95208-66-7

ISSN 2467-0766

doi:10.2857/184093

The Schengen Information System - SIS II - has since its establishment been the main compensatory measure for the abolition of internal border checks in the Schengen Area. The system plays an important role in ensuring a high level of security within the EU through maintaining and safeguarding security in the Member States, as well as facilitating the free movement of people within the area.

The EU Member States currently connected to SIS II are Austria, Belgium, Bulgaria, Croatia (connected as of 27 June 2017), the Czech Republic, Denmark, Estonia, Finland, France, Germany, Greece, Hungary, Italy, Latvia, Lithuania, Luxembourg, Malta, the Netherlands, Poland, Portugal, Romania, Slovakia, Slovenia, Spain, Sweden and the UK. Associated Countries connected to SIS II are Iceland, Liechtenstein, Norway and Switzerland. The authorities of Cyprus and Ireland are currently preparing for their technical connection to SIS II.

eu-LISA's role



eu-LISA ensures the operational management of SIS II thus guaranteeing the continuous, uninterrupted exchange of data between national authorities 24 hours a day, 7 days a week.

eu-LISA is also responsible for providing training in specific fields to national SIS II operators, SIRENE staff and Schengen evaluators. Moreover, eu-LISA is tasked with managing the accession of new Member States and authorised bodies to SIS II.

As per Article 66(3) of the SIS II Decision 2007/533/JHA and Article 50(3) of the SIS II Regulation (EC) No 1987/2006, the Agency is required to publish annual statistics on:

- the number of records per alert category
- the number of hits per alert category
- how many times SIS II was accessed in total and divided per Member State

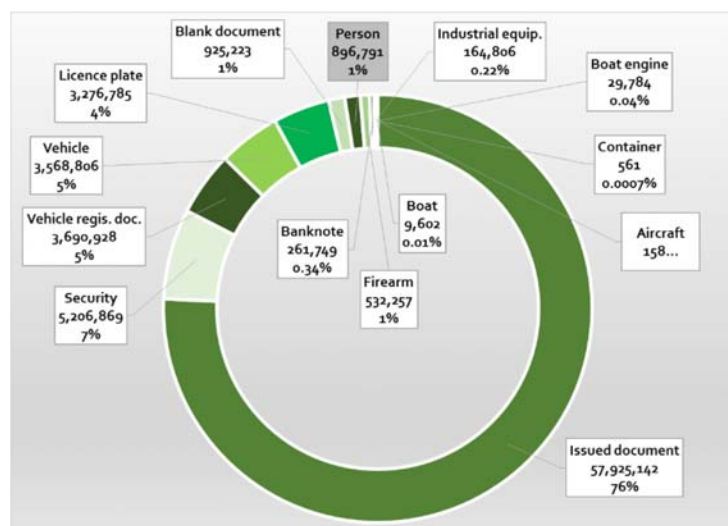
2017 statistics

The data presented is a collection of statistical data received from Member States and Associated Countries, together with data available from the Central SIS II.

In 2017, SIS II was accessed a total of **5,173,194,992** times by Member States and Associated Countries, which represents an increase of **30%** compared to 2016

On 31 December 2017, SIS II contained **76,489,461** alerts, the largest category being "Issued document", with 76% of the total alerts. There were 896,791 alerts on persons.

A total of **243,818** hits were reported in 2017, which represents an increase of almost **21.5%** compared to 2016. More than 77% of the reported hits for 2017 were triggered by alerts on persons.



About eu-LISA

eu-LISA is the European Agency that ensures 24/7 operational management of the European Union's (EU) largest IT systems and their respective communication infrastructures in the area of freedom, security and justice: Eurodac, SIS II and VIS. With information technology, eu-LISA safeguards the EU's internal security and supports the implementation of asylum, migration and border management policies for the benefit of citizens. <https://eulisa.europa.eu>

* This document is provided purely for information purposes, it highlights key points of the accompanying report "SIS II - 2017 statistics".

© European Agency for the operational management of large-scale IT systems in the area of freedom, security and justice, 2018

ISBN 978-92-95208-64-3

ISSN 2467-0774

doi:10.2857/306935

Catalog Number EL-AI-18-001-EN-N