



Council of the
European Union

074078/EU XXVI. GP
Eingelangt am 05/09/19

Brussels, 5 September 2019
(OR. en)

11734/19
ADD 4

BUDGET 23

EXPLANATORY MEMORANDUM

Subject: Draft budget of the European Union for the financial year 2020: Council position of 3 September 2019

- Technical annex (*Commission expenditure - Detailed figures by policy area*)

TITLE 01 — ECONOMIC AND FINANCIAL AFFAIRS.....	6
TITLE 02 — INTERNAL MARKET, INDUSTRY, ENTREPRENEURSHIP AND SMES .	10
TITLE 03 — COMPETITION	17
TITLE 04 — EMPLOYMENT, SOCIAL AFFAIRS AND INCLUSION.....	19
TITLE 05 — AGRICULTURE AND RURAL DEVELOPMENT.....	26
TITLE 06 — MOBILITY AND TRANSPORT	35
TITLE 07 — ENVIRONMENT	40
TITLE 08 — RESEARCH AND INNOVATION.....	45
TITLE 09 — COMMUNICATIONS NETWORKS, CONTENT AND TECHNOLOGY.....	50
TITLE 10 — DIRECT RESEARCH	57
TITLE 11 — MARITIME AFFAIRS AND FISHERIES	61
TITLE 12 — FINANCIAL STABILITY, FINANCIAL SERVICES AND CAPITAL MARKETS UNION.....	66
TITLE 13 — REGIONAL AND URBAN POLICY	69
TITLE 14 — TAXATION AND CUSTOMS UNION	76
TITLE 15 — EDUCATION AND CULTURE	79
TITLE 16 — COMMUNICATION.....	85
TITLE 17 — HEALTH AND FOOD SAFETY	88
TITLE 18 — MIGRATION AND HOME AFFAIRS.....	93
TITLE 19 — FOREIGN POLICY INSTRUMENTS.....	99
TITLE 20 — TRADE	103
TITLE 21 — INTERNATIONAL COOPERATION AND DEVELOPMENT.....	105
TITLE 22 — NEIGHBOURHOOD AND ENLARGEMENT NEGOTIATIONS	112
TITLE 23 — HUMANITARIAN AID AND CIVIL PROTECTION.....	117
TITLE 24 — FIGHT AGAINST FRAUD.....	121
TITLE 25 — COMMISSION’S POLICY COORDINATION AND LEGAL ADVICE	123
TITLE 26 — COMMISSION’S ADMINISTRATION.....	126
TITLE 27 — BUDGET	131
TITLE 28 — AUDIT	133
TITLE 29 — STATISTICS	135

TITLE 30 — PENSIONS AND RELATED EXPENDITURE	137
TITLE 31 — LANGUAGE SERVICES	139
TITLE 32 — ENERGY	141
TITLE 33 — JUSTICE AND CONSUMERS	146
TITLE 34 — CLIMATE ACTION.....	150
TITLE 40 — RESERVES.....	152
SECTION III - COMMISSION.....	154

Column headings

DB:	Draft Budget
DA:	Differentiated appropriations
NDA:	Non-differentiated appropriations
FF:	Number of heading of the Multiannual Financial Framework
c/a:	Commitment appropriations (in euro, except for (%) column)
p/a:	Payment appropriations (in euro, except for (%) column)

SECTION III - COMMISSION

Title 01 — Economic and financial affairs

Title Chapter Article Item	Section III - Commission		1				2				3				3-2		3/1	
	Title 01 — Economic and financial affairs		Budget 2019				DB 2020				Council's Position on DB 2020				Difference (amount)		Difference (%)	
	DA NDA	FF	c/a	p/a	DA NDA	FF	c/a	p/a	DA NDA	FF	c/a	p/a	c/a	p/a	c/a	p/a		
01 01	Title 01 — Economic and financial affairs																	
	Administrative expenditure of the 'Economic and financial affairs' policy area																	
01 01 01	NDA	5.2	70 205 554	70 205 554	NDA	5.2	72 126 934	72 126 934	NDA	5.2	71 901 128	71 901 128	- 225 806	- 225 806	+2,42%	+2,42%		
01 01 02	External personnel and other management expenditure in support of the 'Economic and financial affairs' policy area																	
01 01 02 01	NDA	5.2	3 353 018	3 353 018	NDA	5.2	3 474 883	3 474 883	NDA	5.2	3 390 508	3 390 508	- 84 375	- 84 375	+1,12%	+1,12%		
01 01 02 11	NDA	5.2	5 633 727	5 633 727	NDA	5.2	5 535 557	5 535 557	NDA	5.2	5 535 557	5 535 557			-1,74%	-1,74%		
01 01 03	Expenditure related to information and communication technology equipment and services, and specific expenditure in the 'Economic and financial affairs' policy area																	
01 01 03 01	NDA	5.2	4 706 639	4 706 639	NDA	5.2	4 731 358	4 731 358	NDA	5.2	4 573 293	4 573 293	- 158 065	- 158 065	-2,83%	-2,83%		
01 01 03 04	NDA	5.2	500 000	500 000	NDA	5.2	500 000	500 000	NDA	5.2	500 000	500 000						
	Total Chapter 01 01																	
			84 398 938	84 398 938			86 368 732	86 368 732			85 900 486	85 900 486	- 468 246	- 468 246	+1,78%	+1,78%		
01 02	Economic and Monetary Union																	
01 02 01	DA	1.a	11 730 000	11 500 000	DA	1.a	12 000 000	11 000 000	DA	1.a	12 000 000	11 000 000			+2,30%	-4,35%		
01 02 02	NDA	1.a	p.m.	p.m.	NDA	1.a	p.m.	p.m.	NDA	1.a	p.m.	p.m.						
01 02 03	NDA	1.a	p.m.	p.m.	NDA	1.a	p.m.	p.m.	NDA	1.a	p.m.	p.m.						
01 02 04	DA	1.a	1 072 400	980 000	DA	1.a	1 100 000	850 000	DA	1.a	1 100 000	850 000			+2,57%	-13,27%		
01 02 05	NDA	1.a	p.m.	p.m.	NDA	1.a	p.m.	p.m.	NDA	1.a	p.m.	p.m.						
01 02 77	Pilot projects and preparatory actions																	

Title Chapter Article Item	Section III - Commission		1				2				3				3-2		3/1	
	Title 01 — Economic and financial affairs		Budget 2019				DB 2020				Council's Position on DB 2020				Difference (amount)		Difference (%)	
			DA NDA	FF	c/a	p/a	DA NDA	FF	c/a	p/a	DA NDA	FF	c/a	p/a	c/a	p/a	c/a	p/a
01 02 77 01	Preparatory Action — Capacity development and institution building to support the implementation of economic reforms		DA	1.b	p.m.	140 000	DA	1.b	p.m.	p.m.	DA	1.b	p.m.	p.m.				-100,00%
	Total Chapter 01 02				12 802 400	12 620 000			13 100 000	11 850 000			13 100 000	11 850 000			+2,32%	-6,10%
01 03	International economic and financial affairs																	
01 03 01	Participation in the capital of international financial institutions																	
01 03 01 01	European Bank for Reconstruction and Development — Provision of paid-up shares of subscribed capital		DA	4	—	—	DA	4	—	—	DA	4	—	—				
01 03 01 02	European Bank for Reconstruction and Development — Callable portion of subscribed capital		DA	4	p.m.	p.m.	DA	4	p.m.	p.m.	DA	4	p.m.	p.m.				
01 03 02	Macro-financial assistance		DA	4	27 000 000	27 000 000	DA	4	27 000 000	27 000 000	DA	4	27 000 000	27 000 000				
01 03 03	European Union guarantee for Union borrowings for macro-financial assistance to third countries		NDA	4	p.m.	p.m.	NDA	4	p.m.	p.m.	NDA	4	p.m.	p.m.				
01 03 04	Guarantee for Euratom borrowings to improve the degree of efficiency and safety of nuclear power stations in third countries		NDA	4	p.m.	p.m.	NDA	4	p.m.	p.m.	NDA	4	p.m.	p.m.				
01 03 05	European Union guarantee for European Investment Bank loans and loan guarantees for operations in third countries		NDA	4	p.m.	p.m.	NDA	4	p.m.	p.m.	NDA	4	p.m.	p.m.				
01 03 06	Provisioning of the Guarantee Fund for external actions		NDA	4	p.m.	p.m.	NDA	4	233 375 757	233 375 757	NDA	4	233 375 757	233 375 757				
01 03 07	European Union guarantee for the European Fund for Sustainable Development (EFSD)		NDA	4	p.m.	p.m.	NDA	4	p.m.	p.m.	NDA	4	p.m.	p.m.				
01 03 08	Provisioning of the EFSD Guarantee Fund		NDA	4	25 000 000	25 000 000	NDA	4	25 000 000	25 000 000	NDA	4	25 000 000	25 000 000				
	Total Chapter 01 03				52 000 000	52 000 000			285 375 757	285 375 757			285 375 757	285 375 757			+448,80%	+448,80%
01 04	Financial operations and instruments																	
01 04 01	European Investment Fund																	
01 04 01 01	European Investment Fund — Provision of paid-up shares of subscribed capital		DA	1.a	p.m.	p.m.	DA	1.a	p.m.	p.m.	DA	1.a	p.m.	p.m.				
01 04 01 02	European Investment Fund — Callable portion of subscribed capital		DA	1.a	p.m.	p.m.	DA	1.a	p.m.	p.m.	DA	1.a	p.m.	p.m.				
01 04 02	Nuclear safety — Cooperation with the European Investment Bank		DA	1.a	p.m.	p.m.	DA	1.a	p.m.	p.m.	DA	1.a	p.m.	p.m.				
01 04 03	Guarantee for Euratom borrowings		NDA	1.a	p.m.	p.m.	NDA	1.a	p.m.	p.m.	NDA	1.a	p.m.	p.m.				
01 04 04	Guarantee for the European Fund for Strategic Investments (EFSI)		DA	1.a	p.m.	p.m.	DA	1.a	p.m.	p.m.	DA	1.a	p.m.	p.m.				

Title Chapter Article Item	Section III - Commission		1				2				3				3-2		3/1	
	Title 01 — Economic and financial affairs		Budget 2019				DB 2020				Council's Position on DB 2020				Difference (amount)		Difference (%)	
	DA NDA	FF	c/a	p/a	DA NDA	FF	c/a	p/a	DA NDA	FF	c/a	p/a	c/a	p/a	c/a	p/a		
01 04 05	DA	l.a	166 879 000	1 000 000 000	DA	l.a	152 852 000	1 088 216 000	DA	l.a	62 852 000	1 088 216 000	- 90 000 000		-62,34%	+8,82%		
01 04 06	DA	l.a	20 000 000	22 300 000	DA	l.a	20 000 000	17 000 000	DA	l.a	20 000 000	17 000 000				-23,77%		
01 04 07	DA	l.a	p.m.	p.m.	DA	l.a	p.m.	p.m.	DA	l.a	p.m.	p.m.						
01 04 51	DA	l.a	p.m.	32 300 000	DA	l.a	p.m.	13 100 000	DA	l.a	p.m.	13 100 000				-59,44%		
01 04 77	DA	l.a	p.m.	p.m.	DA	l.a	p.m.	p.m.	DA	l.a	p.m.	p.m.						
01 04 77 02	DA	l.a	p.m.	p.m.	DA	l.a	p.m.	p.m.	DA	l.a	p.m.	p.m.						
	Total Chapter 01 04		186 879 000	1 054 600 000			172 852 000	1 118 316 000			82 852 000	1 118 316 000	- 90 000 000		-55,67%	+6,04%		
	Total Title 01		336 080 338	1 203 618 938			557 696 489	1 501 910 489			467 228 243	1 501 442 243	- 90 468 246	- 468 246	+39,02%	+24,74%		

Title 02 — Internal market, Industry, Entrepreneurship and SMEs



Title Chapter Article Item	Section III - Commission		1				2				3				3-2		3/1	
	Title 02 — Internal market, Industry, Entrepreneurship and SMEs		Budget 2019				DB 2020				Council's Position on DB 2020				Difference (amount)		Difference (%)	
	DA NDA	FF	c/a	p/a	DA NDA	FF	c/a	p/a	DA NDA	FF	c/a	p/a	c/a	p/a	c/a	p/a		
02 01	Title 02 — Internal market, Industry, Entrepreneurship and SMEs																	
	Administrative expenditure of the 'Internal market, industry, entrepreneurship and SMEs' policy area																	
02 01 01	NDA	5.2	88 743 647	88 743 647	NDA	5.2	91 369 060	91 369 060	NDA	5.2	91 143 254	91 143 254	- 225 806	- 225 806	+2,70%	+2,70%		
02 01 02	External personnel and other management expenditure in support of the 'Internal market, industry, entrepreneurship and SMEs' policy area																	
02 01 02 01	NDA	5.2	6 866 110	6 866 110	NDA	5.2	7 088 788	7 088 788	NDA	5.2	7 004 413	7 004 413	- 84 375	- 84 375	+2,01%	+2,01%		
02 01 02 11	NDA	5.2	5 110 730	5 110 730	NDA	5.2	5 069 197	5 069 197	NDA	5.2	5 069 197	5 069 197			-0,81%	-0,81%		
02 01 03	NDA	5.2	5 949 448	5 949 448	NDA	5.2	5 993 597	5 993 597	NDA	5.2	5 835 532	5 835 532	- 158 065	- 158 065	-1,91%	-1,91%		
02 01 04	Support expenditure for operations and programmes in the 'Internal market, industry, entrepreneurship and SMEs' policy area																	
02 01 04 01	NDA	1.a	2 800 000	2 800 000	NDA	1.a	3 117 349	3 117 349	NDA	1.a	3 117 349	3 117 349			+11,33%	+11,33%		
02 01 04 02	NDA	1.a	160 000	160 000	NDA	1.a	160 000	160 000	NDA	1.a	160 000	160 000						
02 01 04 03	NDA	1.a	3 000 000	3 000 000	NDA	1.a	3 500 000	3 500 000	NDA	1.a	3 500 000	3 500 000			+16,67%	+16,67%		
02 01 04 04	NDA	1.a	2 900 000	2 900 000	NDA	1.a	3 000 000	3 000 000	NDA	1.a	3 000 000	3 000 000			+3,45%	+3,45%		
02 01 04 05	NDA	1.a	1 750 000	1 750 000	NDA	1.a	500 000	500 000	NDA	1.a	500 000	500 000			-71,43%	-71,43%		
02 01 05	Support expenditure for research and innovation programmes in the 'Internal market, industry, entrepreneurship and SMEs' policy area																	
02 01 05 01	NDA	1.a	7 851 000	7 851 000	NDA	1.a	7 745 000	7 745 000	NDA	1.a	7 745 000	7 745 000			-1,35%	-1,35%		

Title Chapter Article Item	Section III - Commission		1				2				3				3-2		3/1	
	Title 02 — Internal market, Industry, Entrepreneurship and SMEs		Budget 2019				DB 2020				Council's Position on DB 2020				Difference (amount)		Difference (%)	
	DA NDA	FF	c/a	p/a	DA NDA	FF	c/a	p/a	DA NDA	FF	c/a	p/a	c/a	p/a	c/a	p/a		
02 01 05 02	NDA	1.a	2 711 111	2 711 111	NDA	1.a	2 556 000	2 556 000	NDA	1.a	2 556 000	2 556 000			-5,72%	-5,72%		
02 01 05 03	NDA	1.a	2 400 000	2 400 000	NDA	1.a	2 500 000	2 500 000	NDA	1.a	2 500 000	2 500 000			+4,17%	+4,17%		
02 01 06	Executive agencies																	
02 01 06 01	NDA	1.a	9 908 109	9 908 109	NDA	1.a	10 526 223	10 526 223	NDA	1.a	10 526 223	10 526 223			+6,24%	+6,24%		
	Total Chapter 02 01		140 150 155	140 150 155			143 125 214	143 125 214			142 656 968	142 656 968	- 468 246	- 468 246	+1,79%	+1,79%		
02 02	Competitiveness of enterprises and small and medium-sized enterprises (COSME)																	
02 02 01	DA	1.a	130 039 000	100 813 000	DA	1.a	135 298 400	143 261 000	DA	1.a	135 298 400	143 261 000			+4,04%	+42,11%		
02 02 02	DA	1.a	224 430 000	106 000 000	DA	1.a	264 160 000	210 000 000	DA	1.a	244 160 000	204 000 000	- 20 000 000	- 6 000 000	+8,79%	+92,45%		
02 02 51	DA	1.a	p.m.	p.m.	DA	1.a	p.m.	639 000	DA	1.a	p.m.	639 000						
02 02 77	Pilot projects and preparatory actions																	
02 02 77 03	DA	1.a	p.m.	p.m.	DA	1.a	p.m.	p.m.	DA	1.a	p.m.	p.m.						
02 02 77 10	DA	1.a	p.m.	p.m.	DA	1.a	p.m.	p.m.	DA	1.a	p.m.	p.m.						
02 02 77 16	DA	1.a	p.m.	200 000	DA	1.a	p.m.	p.m.	DA	1.a	p.m.	p.m.				-100,00%		
02 02 77 17	DA	1.a	p.m.	p.m.	DA	1.a	p.m.	p.m.	DA	1.a	p.m.	p.m.						
02 02 77 18	DA	1.a	p.m.	636 000	DA	1.a	p.m.	p.m.	DA	1.a	p.m.	p.m.				-100,00%		
02 02 77 19	DA	1.a	p.m.	p.m.	DA	1.a	p.m.	p.m.	DA	1.a	p.m.	p.m.						
02 02 77 21	DA	1.a	p.m.	600 000	DA	1.a	p.m.	p.m.	DA	1.a	p.m.	p.m.				-100,00%		
02 02 77 23	DA	1.a	p.m.	p.m.	DA	1.a	p.m.	p.m.	DA	1.a	p.m.	p.m.						
02 02 77 24	DA	1.a	p.m.	585 400	DA	1.a	p.m.	p.m.	DA	1.a	p.m.	p.m.				-100,00%		
02 02 77 25	DA	1.a	p.m.	883 400	DA	1.a	p.m.	531 206	DA	1.a	p.m.	531 206				-39,87%		
02 02 77 26	DA	1.a	p.m.	p.m.	DA	1.a	p.m.	566 300	DA	1.a	p.m.	566 300						

Title Chapter Article Item	Section III - Commission		1				2				3				3-2		3/1	
	Title 02 — Internal market, Industry, Entrepreneurship and SMEs		Budget 2019				DB 2020				Council's Position on DB 2020				Difference (amount)		Difference (%)	
	DA NDA	FF	c/a	p/a	DA NDA	FF	c/a	p/a	DA NDA	FF	c/a	p/a	c/a	p/a	c/a	p/a		
02 02 77 27	DA	1.a	p.m.	p.m.	DA	1.a	p.m.	p.m.	DA	1.a	p.m.	p.m.						
02 02 77 28	DA	1.a	p.m.	150 200	DA	1.a	p.m.	p.m.	DA	1.a	p.m.	p.m.				-100,00%		
02 02 77 29	DA	1.a	p.m.	974 000	DA	1.a	p.m.	740 700	DA	1.a	p.m.	740 700				-23,95%		
02 02 77 30	DA	1.a	p.m.	p.m.	DA	1.a	p.m.	225 000	DA	1.a	p.m.	225 000						
02 02 77 31	DA	1.a	p.m.	p.m.	DA	1.a	p.m.	p.m.	DA	1.a	p.m.	p.m.						
02 02 77 32	DA	1.a	p.m.	540 000	DA	1.a	p.m.	720 000	DA	1.a	p.m.	720 000				+33,33%		
02 02 77 33	DA	1.a	p.m.	p.m.	DA	1.a	p.m.	366 010	DA	1.a	p.m.	366 010						
02 02 77 34	DA	1.a	p.m.	p.m.	DA	1.a	p.m.	p.m.	DA	1.a	p.m.	p.m.						
02 02 77 35	DA	1.a	p.m.	400 000	DA	1.a	p.m.	100 000	DA	1.a	p.m.	100 000				-75,00%		
02 02 77 36	DA	1.a	p.m.	p.m.	DA	1.a	p.m.	450 000	DA	1.a	p.m.	450 000						
02 02 77 38	DA	1.a	2 000 000	1 000 000	DA	1.a	p.m.	600 000	DA	1.a	p.m.	600 000			-100,00%	-40,00%		
02 02 77 39	DA	1.a	420 000	210 000	DA	1.a	p.m.	120 000	DA	1.a	p.m.	120 000			-100,00%	-42,86%		
02 02 77 40	DA	1.a	980 000	490 000	DA	1.a	p.m.	490 000	DA	1.a	p.m.	490 000			-100,00%			
Total Chapter 02 02				357 869 000	213 482 000		399 458 400	358 809 216			379 458 400	352 809 216	- 20 000 000	- 6 000 000	+6,03%	+65,26%		
02 03	Internal market for goods and services																	
02 03 01	DA	1.a	23 553 000	23 500 000	DA	1.a	32 027 000	26 610 000	DA	1.a	24 027 000	24 110 000	- 8 000 000	- 2 500 000	+2,01%	+2,60%		
02 03 02	Standardisation and approximation of legislation																	
02 03 02 01	DA	1.a	19 854 000	17 430 000	DA	1.a	19 520 000	17 500 000	DA	1.a	19 520 000	17 500 000			-1,68%	+0,40%		
02 03 02 02	DA	1.a	4 256 000	3 500 000	DA	1.a	4 246 000	4 000 000	DA	1.a	4 246 000	4 000 000			-0,23%	+14,29%		
02 03 03	DA	1.a	58 356 886	58 356 886	DA	1.a	59 827 657	59 827 657	DA	1.a	59 527 657	59 527 657	- 300 000	- 300 000	+2,01%	+2,01%		

Title Chapter Article Item	Section III - Commission		1				2				3				3-2		3/1		
	Title 02 — Internal market, Industry, Entrepreneurship and SMEs		Budget 2019				DB 2020				Council's Position on DB 2020				Difference (amount)		Difference (%)		
	DA NDA	FF	c/a	p/a	DA NDA	FF	c/a	p/a	DA NDA	FF	c/a	p/a	c/a	p/a	c/a	p/a			
02 03 04	Internal Market Governance Tools		DA	l.a	3 675 000	3 600 000	DA	l.a	3 675 000	3 600 000	DA	l.a	3 675 000	3 600 000					
02 03 77	Pilot projects and preparatory actions																		
02 03 77 05	DA	l.a	p.m.	247 600	DA	l.a	p.m.	p.m.	DA	l.a	p.m.	p.m.					-100,00%		
02 03 77 07	DA	l.a	580 000	290 000	DA	l.a	p.m.	1 071 460	DA	l.a	p.m.	1 071 460					-100,00%	+269,47%	
02 03 77 08	DA	l.a	630 000	715 000	DA	l.a	p.m.	715 000	DA	l.a	p.m.	715 000					-100,00%		
02 03 77 09	DA	l.a	630 000	315 000	DA	l.a	p.m.	630 000	DA	l.a	p.m.	630 000					-100,00%	+100,00%	
	Total Chapter 02 03				111 534 886	107 954 486			119 295 657	113 954 117			110 995 657	111 154 117	- 8 300 000	- 2 800 000	-0,48%	+2,96%	
02 04	Horizon 2020 — Research relating to enterprises																		
02 04 02	Industrial leadership																		
02 04 02 01	DA	l.a	195 022 867	169 500 000	DA	l.a	214 373 454	204 450 000	DA	l.a	195 373 454	204 450 000	- 19 000 000				+0,18%	+20,62%	
02 04 02 02	DA	l.a	p.m.	p.m.	DA	l.a	p.m.	p.m.	DA	l.a	p.m.	p.m.							
02 04 02 03	DA	l.a	46 542 776	46 379 796	DA	l.a	50 601 570	45 197 000	DA	l.a	46 601 570	45 197 000	- 4 000 000				+0,13%	-2,55%	
02 04 03	Societal challenges																		
02 04 03 01	DA	l.a	85 311 712	57 684 349	DA	l.a	93 815 989	68 500 000	DA	l.a	93 815 989	68 500 000					+9,97%	+18,75%	
02 04 50	Appropriations accruing from contributions from (non-European Economic Area) third parties to research and technological development																		
02 04 50 01	DA	l.a	p.m.	p.m.	DA	l.a	p.m.	p.m.	DA	l.a	p.m.	p.m.							
02 04 50 02	DA	l.a	p.m.	p.m.	DA	l.a	p.m.	p.m.	DA	l.a	p.m.	p.m.							
02 04 51	Completion of previous research framework programmes — Seventh Framework Programme — EC (2007 to 2013)		DA	l.a	p.m.	5 331 712	DA	l.a	p.m.	p.m.	DA	l.a	p.m.	p.m.					-100,00%

Title Chapter Article Item	Section III - Commission		1				2				3				3-2		3/1	
	Title 02 — Internal market, Industry, Entrepreneurship and SMEs		Budget 2019				DB 2020				Council's Position on DB 2020				Difference (amount)		Difference (%)	
	DA NDA	FF	c/a	p/a	DA NDA	FF	c/a	p/a	DA NDA	FF	c/a	p/a	c/a	p/a	c/a	p/a		
02 04 52	DA	l.a	p.m.	p.m.	DA	l.a	p.m.	p.m.	DA	l.a	p.m.	p.m.						
02 04 53	DA	l.a	p.m.	168 681	DA	l.a	p.m.	p.m.	DA	l.a	p.m.	p.m.				-100,00%		
02 04 77	Pilot projects and preparatory actions																	
02 04 77 03	DA	l.a	25 000 000	29 000 000	DA	l.a	p.m.	18 000 000	DA	l.a	p.m.	18 000 000			-100,00%	-37,93%		
02 04 77 04	DA	l.a	p.m.	p.m.	DA	l.a	p.m.	p.m.	DA	l.a	p.m.	p.m.						
02 04 77 05	DA	l.a	1 050 000	525 000	DA	2	p.m.	630 000	DA	2	p.m.	630 000			-100,00%	+20,00%		
02 04 77 06	DA	l.a	700 000	350 000	DA	l.a	p.m.	350 000	DA	l.a	p.m.	350 000			-100,00%			
02 04 77 07	DA	l.a	10 000 000	5 000 000	DA	l.a	p.m.	5 000 000	DA	l.a	p.m.	5 000 000			-100,00%			
	Total Chapter 02 04		363 627 355	313 939 538			358 791 013	342 127 000			335 791 013	342 127 000	- 23 000 000		-7,66%	+8,98%		
02 05	European satellite navigation programmes (EGNOS and Galileo)																	
02 05 01	DA	l.a	562 718 000	720 000 000	DA	l.a	957 528 300	750 000 000	DA	l.a	957 528 300	750 000 000			+70,16%	+4,17%		
02 05 02	DA	l.a	125 000 000	200 000 000	DA	l.a	246 000 000	200 000 000	DA	l.a	246 000 000	200 000 000			+96,80%			
02 05 11	DA	l.a	32 628 363	32 628 363	DA	l.a	34 232 619	34 232 619	DA	l.a	34 232 619	34 232 619			+4,92%	+4,92%		
02 05 51	DA	l.a	p.m.	p.m.	DA	l.a	p.m.	p.m.	DA	l.a	p.m.	p.m.						
	Total Chapter 02 05		720 346 363	952 628 363			1 237 760 919	984 232 619			1 237 760 919	984 232 619			+71,83%	+3,32%		
02 06	European Earth observation programme																	
02 06 01	DA	l.a	188 255 000	139 000 000	DA	l.a	132 356 000	133 000 000	DA	l.a	132 356 000	133 000 000			-29,69%	-4,32%		
02 06 02	DA	l.a	670 315 000	460 500 000	DA	l.a	511 591 000	416 000 000	DA	l.a	511 591 000	416 000 000			-23,68%	-9,66%		
	Total Chapter 02 06		858 570 000	599 500 000			643 947 000	549 000 000			643 947 000	549 000 000			-25,00%	-8,42%		
02 07	European Defence Industrial Development Programme (EDIDP)																	


Title Chapter Article Item	Section III - Commission	1				2				3				3-2		3/1	
	Title 02 — Internal market, Industry, Entrepreneurship and SMEs	Budget 2019				DB 2020				Council's Position on DB 2020				Difference (amount)		Difference (%)	
		DA NDA	FF	c/a	p/a	DA NDA	FF	c/a	p/a	DA NDA	FF	c/a	p/a	c/a	p/a	c/a	p/a
02 07 01	European Defence Industrial Development Programme (EDIDP)	DA	l.a	243 250 000	145 250 000	DA	l.a	254 500 000	200 000 000	DA	l.a	254 500 000	200 000 000			+4,62%	+37,69%
	Total Chapter 02 07			243 250 000	145 250 000			254 500 000	200 000 000			254 500 000	200 000 000			+4,62%	+37,69%
	Total Title 02			2 795 347 759	2 472 904 542			3 156 878 203	2 691 248 166			3 105 109 957	2 681 979 920	- 51 768 246	- 9 268 246	+11,08%	+8,45%

Title 03 — Competition



Title Chapter Article Item	Section III - Commission		1				2				3				3-2		3/1	
	Title 03 — Competition		Budget 2019				DB 2020				Council's Position on DB 2020				Difference (amount)		Difference (%)	
	DA NDA	FF	c/a	p/a	DA NDA	FF	c/a	p/a	DA NDA	FF	c/a	p/a	c/a	p/a	c/a	p/a		
03 01	Title 03 — Competition																	
	Administrative expenditure of the 'Competition' policy area																	
03 01 01	NDA	5.2	90 896 459	90 896 459	NDA	5.2	96 583 056	96 583 056	NDA	5.2	96 357 250	96 357 250	- 225 806	- 225 806	+6,01%	+6,01%		
03 01 02	External personnel and other management expenditure in support of the 'Competition' policy area																	
03 01 02 01	NDA	5.2	5 224 050	5 224 050	NDA	5.2	5 328 380	5 328 380	NDA	5.2	5 244 005	5 244 005	- 84 375	- 84 375	+0,38%	+0,38%		
03 01 02 11	NDA	5.2	9 205 652	9 205 652	NDA	5.2	9 186 210	9 186 210	NDA	5.2	9 186 210	9 186 210			-0,21%	-0,21%		
03 01 03	NDA	5.2	6 093 774	6 093 774	NDA	5.2	6 335 622	6 335 622	NDA	5.2	6 177 557	6 177 557	- 158 065	- 158 065	+1,37%	+1,37%		
03 01 07	NDA	5.2	p.m.	p.m.	NDA	5.2	p.m.	p.m.	NDA	5.2	p.m.	p.m.						
	Total Chapter 03 01			111 419 935		111 419 935		117 433 268		117 433 268		116 965 022		116 965 022	- 468 246	- 468 246	+4,98%	+4,98%
	Total Title 03			111 419 935		111 419 935		117 433 268		117 433 268		116 965 022		116 965 022	- 468 246	- 468 246	+4,98%	+4,98%

Title 04 — Employment, Social Affairs and Inclusion



Title Chapter Article Item	Section III - Commission		1				2				3				3-2		3/1	
	Title 04 — Employment, Social Affairs and Inclusion		Budget 2019				DB 2020				Council's Position on DB 2020				Difference (amount)		Difference (%)	
	DA NDA	FF	c/a	p/a	DA NDA	FF	c/a	p/a	DA NDA	FF	c/a	p/a	c/a	p/a	c/a	p/a		
04 01	Title 04 — Employment, Social Affairs and Inclusion																	
	Administrative expenditure of the 'Employment, social affairs and inclusion' policy area																	
04 01 01	NDA	5.2	71 521 162	71 521 162	NDA	5.2	73 368 362	73 368 362	NDA	5.2	73 142 556	73 142 556	- 225 806	- 225 806	+2,27%	+2,27%		
04 01 02	External personnel and other management expenditure in support of the 'Employment, social affairs and inclusion' policy area																	
04 01 02 01	NDA	5.2	5 031 180	5 031 180	NDA	5.2	5 131 804	5 131 804	NDA	5.2	5 047 429	5 047 429	- 84 375	- 84 375	+0,32%	+0,32%		
04 01 02 11	NDA	5.2	4 809 029	4 809 029	NDA	5.2	4 360 396	4 360 396	NDA	5.2	4 360 396	4 360 396			-9,33%	-9,33%		
04 01 03	NDA	5.2	4 794 839	4 794 839	NDA	5.2	4 812 793	4 812 793	NDA	5.2	4 654 728	4 654 728	- 158 065	- 158 065	-2,92%	-2,92%		
04 01 04	Support expenditure for operations and programmes in the 'Employment, social affairs and inclusion' policy area																	
04 01 04 01	NDA	1.b	12 000 000	12 000 000	NDA	1.b	11 000 000	11 000 000	NDA	1.b	11 000 000	11 000 000			-8,33%	-8,33%		
04 01 04 02	NDA	1.a	3 400 000	3 400 000	NDA	1.a	2 500 000	2 500 000	NDA	1.a	2 500 000	2 500 000			-26,47%	-26,47%		
04 01 04 03	NDA	4	p.m.	p.m.	NDA	4	p.m.	p.m.	NDA	4	p.m.	p.m.						
04 01 04 04	NDA	9.2	p.m.	p.m.	NDA	9.2	p.m.	p.m.	NDA	9.2	p.m.	p.m.						
04 01 04 05	NDA	1.b	300 000	300 000	NDA	1.b	280 000	280 000	NDA	1.b	280 000	280 000			-6,67%	-6,67%		
	Total Chapter 04 01																	
			101 856 210	101 856 210			101 453 355	101 453 355			100 985 109	100 985 109	- 468 246	- 468 246	-0,86%	-0,86%		
04 02	European Social Fund (ESF)																	
04 02 01	DA	1.b	p.m.	p.m.	DA	1.b	p.m.	p.m.	DA	1.b	p.m.	p.m.						
04 02 02	DA	1.b	p.m.	p.m.	DA	1.b	p.m.	p.m.	DA	1.b	p.m.	p.m.						

Title Chapter Article Item	Section III - Commission		1				2				3				3-2		3/1	
	Title 04 — Employment, Social Affairs and Inclusion		Budget 2019				DB 2020				Council's Position on DB 2020				Difference (amount)		Difference (%)	
	DA NDA	FF	c/a	p/a	DA NDA	FF	c/a	p/a	DA NDA	FF	c/a	p/a	c/a	p/a	c/a	p/a		
04 02 03	Completion of the European Social Fund — Objective 1 (prior to 2000)	DA	1.b	p.m.	p.m.	DA	1.b	p.m.	p.m.	DA	1.b	p.m.	p.m.					
04 02 04	Completion of the European Social Fund — Objective 2 (2000 to 2006)	DA	1.b	p.m.	p.m.	DA	1.b	p.m.	p.m.	DA	1.b	p.m.	p.m.					
04 02 05	Completion of the European Social Fund — Objective 2 (prior to 2000)	DA	1.b	p.m.	p.m.	DA	1.b	p.m.	p.m.	DA	1.b	p.m.	p.m.					
04 02 06	Completion of the European Social Fund — Objective 3 (2000 to 2006)	DA	1.b	p.m.	p.m.	DA	1.b	p.m.	p.m.	DA	1.b	p.m.	p.m.					
04 02 07	Completion of the European Social Fund — Objective 3 (prior to 2000)	DA	1.b	p.m.	p.m.	DA	1.b	p.m.	p.m.	DA	1.b	p.m.	p.m.					
04 02 08	Completion of EQUAL (2000 to 2006)	DA	1.b	p.m.	p.m.	DA	1.b	p.m.	p.m.	DA	1.b	p.m.	p.m.					
04 02 09	Completion of previous Community initiatives (prior to 2000)	DA	1.b	p.m.	p.m.	DA	1.b	p.m.	p.m.	DA	1.b	p.m.	p.m.					
04 02 10	Completion of the European Social Fund — Innovative actions and technical assistance (2000 to 2006)	DA	1.b	p.m.	p.m.	DA	1.b	p.m.	p.m.	DA	1.b	p.m.	p.m.					
04 02 11	Completion of the European Social Fund — Innovative actions and technical assistance (prior to 2000)	DA	1.b	p.m.	p.m.	DA	1.b	p.m.	p.m.	DA	1.b	p.m.	p.m.					
04 02 17	Completion of the European Social Fund — Convergence (2007 to 2013)	DA	1.b	p.m.	137 000 000	DA	1.b	p.m.	p.m.	DA	1.b	p.m.	p.m.				-100,00%	
04 02 18	Completion of the European Social Fund — PEACE (2007 to 2013)	DA	1.b	p.m.	p.m.	DA	1.b	p.m.	p.m.	DA	1.b	p.m.	p.m.					
04 02 19	Completion of the European Social Fund — Regional competitiveness and employment (2007 to 2013)	DA	1.b	p.m.	163 000 000	DA	1.b	p.m.	p.m.	DA	1.b	p.m.	p.m.				-100,00%	
04 02 20	Completion of the European Social Fund — Operational technical assistance (2007 to 2013)	DA	1.b	p.m.	p.m.	DA	1.b	p.m.	p.m.	DA	1.b	p.m.	p.m.					
04 02 60	European Social Fund — Less developed regions — Investment for growth and jobs goal	DA	1.b	7 728 879 489	5 442 000 000	DA	1.b	7 961 315 166	6 800 000 000	DA	1.b	7 961 315 166	6 800 000 000			+3,01%	+24,95%	
04 02 61	European Social Fund — Transition regions — Investment for growth and jobs goal	DA	1.b	1 935 503 215	1 482 000 000	DA	1.b	1 975 113 878	1 700 000 000	DA	1.b	1 975 113 878	1 700 000 000			+2,05%	+14,71%	
04 02 62	European Social Fund — More developed regions — Investment for growth and jobs goal	DA	1.b	3 768 305 055	3 269 500 000	DA	1.b	3 844 787 853	3 500 000 000	DA	1.b	3 844 787 853	3 500 000 000			+2,03%	+7,05%	
04 02 63	European Social Fund — Operational technical assistance																	
04 02 63 01	European Social Fund — Operational technical assistance	DA	1.b	23 333 097	19 454 600	DA	1.b	12 500 000	10 000 000	DA	1.b	12 500 000	10 000 000			-46,43%	-48,60%	

Title Chapter Article Item	Section III - Commission		1				2				3				3-2		3/1	
	Title 04 — Employment, Social Affairs and Inclusion		Budget 2019				DB 2020				Council's Position on DB 2020				Difference (amount)		Difference (%)	
	DA NDA	FF	c/a	p/a	DA NDA	FF	c/a	p/a	DA NDA	FF	c/a	p/a	c/a	p/a	c/a	p/a		
04 02 63 02	European Social Fund — Operational technical assistance managed by the Commission at the request of a Member State	DA	1.b	p.m.	3 373 000	DA	1.b	p.m.	1 900 000	DA	1.b	p.m.	1 900 000				-43,67%	
04 02 64	Youth Employment Initiative	DA	1.b	350 000 000	631 500 000	DA	1.b	116 666 667	600 000 000	DA	1.b	p.m.	565 000 000	- 116 666 667	- 35 000 000	-100,00%	-10,53%	
04 02 65	European Solidarity Corps — Contribution from the European Social Fund	DA	1.b	p.m.	3 330 600	DA	1.b	p.m.	p.m.	DA	1.b	p.m.	p.m.				-100,00%	
	Total Chapter 04 02			13 806 020 856	11 151 158 200			13 910 383 564	12 611 900 000			13 793 716 897	12 576 900 000	- 116 666 667	- 35 000 000	-0,09%	+12,79%	
04 03	Employment, Social Affairs and Inclusion																	
04 03 01	Prerogatives and specific competencies																	
04 03 01 01	Cost of preliminary consultation meetings with trade union representatives	DA	1.a	450 000	300 000	DA	1.a	450 000	335 000	DA	1.a	450 000	335 000				+11,67%	
04 03 01 03	Free movement of workers, coordination of social security schemes and measures for migrants, including migrants from third countries	DA	1.a	9 285 950	7 100 000	DA	1.a	9 423 000	9 000 000	DA	1.a	9 423 000	9 000 000			+1,48%	+26,76%	
04 03 01 04	Analysis of and studies on the social situation, demographics and the family	DA	1.a	4 451 000	4 300 000	DA	1.a	3 663 000	3 000 000	DA	1.a	3 663 000	3 000 000			-17,70%	-30,23%	
04 03 01 05	Information and training measures for workers' organisations	DA	1.a	20 273 200	19 000 000	DA	1.a	20 784 000	19 400 000	DA	1.a	20 784 000	19 400 000			+2,52%	+2,11%	
04 03 01 06	Information, consultation and participation of representatives of undertakings	DA	1.a	7 103 000	5 000 000	DA	1.a	7 100 000	5 000 000	DA	1.a	7 100 000	5 000 000			-0,04%		
04 03 01 08	Industrial relations and social dialogue	DA	1.a	15 000 000	9 700 000	DA	1.a	15 500 000	10 000 000	DA	1.a	15 500 000	10 000 000			+3,33%	+3,09%	
04 03 02	European Union Programme for Employment and Social Innovation (EaSI)																	
04 03 02 01	Progress — Supporting the development, implementation, monitoring and evaluation of Union employment and social policy and working conditions legislation	DA	1.a	78 873 225	60 000 000	DA	1.a	78 400 000	59 400 000	DA	1.a	73 400 000	59 400 000	- 5 000 000			-6,94%	-1,00%
04 03 02 02	EURES — Promoting workers' voluntary geographical mobility and boosting employment opportunities	DA	1.a	32 976 491	15 000 000	DA	1.a	22 476 491	22 000 000	DA	1.a	22 476 491	22 000 000			-31,84%	+46,67%	
04 03 02 03	Microfinance and Social Entrepreneurship — Increasing access to, and the availability of, financing for legal and physical persons, especially those furthest from the labour market, and social enterprises	DA	1.a	20 811 339	40 000 000	DA	1.a	15 735 000	23 000 000	DA	1.a	15 735 000	23 000 000			-24,39%	-42,50%	
04 03 11	European Foundation for the Improvement of Living and Working Conditions	DA	1.a	20 779 000	20 779 000	DA	1.a	21 053 025	21 053 025	DA	1.a	21 053 025	21 053 025				+1,32%	+1,32%
04 03 12	European Agency for Safety and Health at Work	DA	1.a	15 122 884	15 122 884	DA	1.a	15 507 072	15 507 072	DA	1.a	15 427 072	15 427 072	- 80 000	- 80 000	+2,01%	+2,01%	
04 03 13	European Centre for the Development of Vocational Training (CEDEFOP)	DA	1.a	16 110 395	16 110 395	DA	1.a	18 115 490	18 115 490	DA	1.a	16 445 490	16 445 490	- 1 670 000	- 1 670 000	+2,08%	+2,08%	

Title Chapter Article Item	Section III - Commission		1				2				3				3-2		3/1	
	Title 04 — Employment, Social Affairs and Inclusion		Budget 2019				DB 2020				Council's Position on DB 2020				Difference (amount)		Difference (%)	
	DA NDA	FF	c/a	p/a	DA NDA	FF	c/a	p/a	DA NDA	FF	c/a	p/a	c/a	p/a	c/a	p/a		
04 03 14	European Training Foundation (ETF)	DA	4	20 488 990	20 488 990	DA	4	20 937 022	20 937 022	DA	4	20 937 022	20 937 022			+2,19%	+2,19%	
04 03 15	European Labour Authority (ELA)	DA	1.a	p.m.	p.m.	DA	1.a	15 683 250	15 683 250	DA	1.a	15 683 250	15 683 250					
	Reserve (40 02 41)			2 124 650	2 124 650											-100,00%	-100,00%	
				2 124 650	2 124 650											+638,16%	+638,16%	
04 03 51	Completion of PROGRESS	DA	1.a	p.m.	p.m.	DA	1.a	p.m.	p.m.	DA	1.a	p.m.	p.m.					
04 03 52	Completion of EURES	DA	1.a	p.m.	p.m.	DA	1.a	p.m.	p.m.	DA	1.a	p.m.	p.m.					
04 03 53	Completion of other activities	DA	1.a	p.m.	p.m.	DA	1.a	p.m.	p.m.	DA	1.a	p.m.	p.m.					
04 03 77	Pilot projects and preparatory actions																	
04 03 77 02	Pilot project — Promoting protection of the right to housing	DA	1.a	p.m.	p.m.	DA	1.a	p.m.	p.m.	DA	1.a	p.m.	p.m.					
04 03 77 07	Preparatory action — Your first EURES Job	DA	1.a	p.m.	p.m.	DA	1.a	p.m.	p.m.	DA	1.a	p.m.	p.m.					
04 03 77 08	Pilot project — Social solidarity for social integration	DA	1.a	p.m.	p.m.	DA	1.a	p.m.	p.m.	DA	1.a	p.m.	p.m.					
04 03 77 09	Preparatory action — Information centres for posted workers and migrant workers	DA	1.a	p.m.	p.m.	DA	1.a	p.m.	p.m.	DA	1.a	p.m.	p.m.					
04 03 77 13	Preparatory action — Activation measures targeting young people — implementing the 'Youth on the Move' initiative	DA	1.a	p.m.	p.m.	DA	1.a	p.m.	p.m.	DA	1.a	p.m.	p.m.					
04 03 77 14	Preparatory action — Social innovation driven by social business and young entrepreneurship	DA	1.a	p.m.	p.m.	DA	1.a	p.m.	p.m.	DA	1.a	p.m.	p.m.					
04 03 77 17	Pilot project — Social security card	DA	1.a	p.m.	p.m.	DA	1.a	p.m.	p.m.	DA	1.a	p.m.	p.m.					
04 03 77 18	Preparatory action — Social solidarity for social integration	DA	1.a	p.m.	300 000	DA	1.a	p.m.	p.m.	DA	1.a	p.m.	p.m.				-100,00%	
04 03 77 19	Preparatory action — Supporting active inclusion of disadvantaged migrants in Europe through development and testing of local centres for social and economic integration	DA	1.a	p.m.	p.m.	DA	1.a	p.m.	p.m.	DA	1.a	p.m.	p.m.					
04 03 77 21	Pilot project — European Union Real Time Sign Language Application and Service	DA	3	p.m.	p.m.	DA	3	p.m.	p.m.	DA	3	p.m.	p.m.					
04 03 77 23	Preparatory action — Reactivate — Intra-Union mobility programme for unemployed over-35s	DA	1.a	p.m.	2 500 000	DA	1.a	p.m.	1 000 000	DA	1.a	p.m.	1 000 000				-60,00%	
04 03 77 24	Pilot project — Quality employment for job starters through entrepreneurship	DA	1.a	p.m.	450 000	DA	1.a	p.m.	p.m.	DA	1.a	p.m.	p.m.				-100,00%	
04 03 77 25	Preparatory action — Child Guarantee Scheme / Establishing A European child guarantee and financial support	DA	1.a	15 000 000	8 950 000	DA	1.a	p.m.	5 000 000	DA	1.a	p.m.	5 000 000			-100,00%	-44,13%	
04 03 77 26	Pilot project — A European framework for apprentice mobility: developing European citizenship and skills through youth integration in the labour market	DA	1.a	p.m.	400 000	DA	1.a	p.m.	p.m.	DA	1.a	p.m.	p.m.				-100,00%	

Title Chapter Article Item	Section III - Commission		1				2				3				3-2		3/1	
	Title 04 — Employment, Social Affairs and Inclusion		Budget 2019				DB 2020				Council's Position on DB 2020				Difference (amount)		Difference (%)	
	DA NDA	FF	c/a	p/a	DA NDA	FF	c/a	p/a	DA NDA	FF	c/a	p/a	c/a	p/a	c/a	p/a		
04 03 77 27	DA	1.a	p.m.	350 000	DA	1.a	p.m.	p.m.	DA	1.a	p.m.	p.m.					-100,00%	
			276 725 474	245 851 269			264 827 350	248 430 859			258 077 350	246 680 859	- 6 750 000	- 1 750 000	-6,74%	+0,34%		
			2 124 650	2 124 650											-100,00%	-100,00%		
			278 850 124	247 975 919											-7,45%	-0,52%		
04 04																		
04 04 01	DA	9.2	p.m.	10 000 000	DA	9.2	p.m.	10 000 000	DA	9.2	p.m.	10 000 000						
04 04 51	DA	9.2	p.m.	p.m.	DA	9.2	p.m.	p.m.	DA	9.2	p.m.	p.m.						
			p.m.	10 000 000			p.m.	10 000 000			p.m.	10 000 000						
04 05																		
04 05 01																		
04 05 01 01	DA	4	p.m.	p.m.	DA	4	p.m.	p.m.	DA	4	p.m.	p.m.						
04 05 01 02	DA	4	p.m.	p.m.	DA	4	p.m.	p.m.	DA	4	p.m.	p.m.						
04 05 02																		
04 05 02 01	DA	4	p.m.	p.m.	DA	4	p.m.	p.m.	DA	4	p.m.	p.m.						
04 05 02 02	DA	4	p.m.	p.m.	DA	4	p.m.	p.m.	DA	4	p.m.	p.m.						
04 05 03																		
04 05 03 01	DA	4	p.m.	p.m.	DA	4	p.m.	p.m.	DA	4	p.m.	p.m.						
04 05 03 02	DA	4	p.m.	p.m.	DA	4	p.m.	p.m.	DA	4	p.m.	p.m.						
04 05 51	DA	4	p.m.	p.m.	DA	4	p.m.	11 300 000	DA	4	p.m.	11 300 000						
			p.m.	p.m.			p.m.	11 300 000			p.m.	11 300 000						
04 06																		

Title Chapter Article Item	Section III - Commission		1				2				3				3-2		3/1	
	Title 04 — Employment, Social Affairs and Inclusion		Budget 2019				DB 2020				Council's Position on DB 2020				Difference (amount)		Difference (%)	
			DA NDA	FF	c/a	p/a	DA NDA	FF	c/a	p/a	DA NDA	FF	c/a	p/a	c/a	p/a	c/a	p/a
04 06 01	Promoting social cohesion and alleviating the worst forms of poverty in the Union		DA	l.b	566 380 144	400 000 000	DA	l.b	577 707 746	410 000 000	DA	l.b	577 707 746	410 000 000			+2,00%	+2,50%
04 06 02	Operational technical assistance		DA	l.b	1 100 000	900 000	DA	l.b	1 000 000	900 000	DA	l.b	1 000 000	900 000			-9,09%	
	Total Chapter 04 06				567 480 144	400 900 000			578 707 746	410 900 000			578 707 746	410 900 000			+1,98%	+2,49%
	Total Title 04				14 752 082 684	11 909 765 679			14 855 372 015	13 393 984 214			14 731 487 102	13 356 765 968	- 123 884 913	- 37 218 246	-0,14%	+12,15%
	Reserve (40 02 41)				2 124 650	2 124 650											-100,00%	-100,00%
					14 754 207 334	11 911 890 329											-0,15%	+12,13%

Title 05 — Agriculture and rural development

Title Chapter Article Item	Section III - Commission		1				2				3				3-2		3/1	
	Title 05 — Agriculture and rural development		Budget 2019				DB 2020				Council's Position on DB 2020				Difference (amount)		Difference (%)	
	DA NDA	FF	c/a	p/a	DA NDA	FF	c/a	p/a	DA NDA	FF	c/a	p/a	c/a	p/a	c/a	p/a		
05 01	Title 05 — Agriculture and rural development																	
	Administrative expenditure of the 'Agriculture and rural development' policy area																	
05 01 01	NDA	5.2	99 986 104	99 986 104	NDA	5.2	102 417 765	102 417 765	NDA	5.2	102 191 959	102 191 959	- 225 806	- 225 806	+2,21%	+2,21%		
05 01 02	External personnel and other management expenditure in support of the 'Agriculture and rural development' policy area																	
05 01 02 01	NDA	5.2	3 111 100	3 111 100	NDA	5.2	3 173 321	3 173 321	NDA	5.2	3 088 946	3 088 946	- 84 375	- 84 375	-0,71%	-0,71%		
05 01 02 11	NDA	5.2	6 230 752	6 230 752	NDA	5.2	6 118 392	6 118 392	NDA	5.2	6 118 392	6 118 392			-1,80%	-1,80%		
05 01 03	NDA	5.2	6 703 152	6 703 152	NDA	5.2	6 718 366	6 718 366	NDA	5.2	6 560 301	6 560 301	- 158 065	- 158 065	-2,13%	-2,13%		
05 01 04	Support expenditure for operations and programmes in the 'Agriculture and rural development' policy area																	
05 01 04 01	NDA	2	8 000 000	8 000 000	NDA	2	8 000 000	8 000 000	NDA	2	8 000 000	8 000 000						
05 01 04 03	NDA	4	517 891	517 891	NDA	4	609 643	609 643	NDA	4	609 643	609 643			+17,72%	+17,72%		
05 01 04 04	NDA	2	5 034 000	5 034 000	NDA	2	5 100 000	5 100 000	NDA	2	5 100 000	5 100 000			+1,31%	+1,31%		
05 01 05	Support expenditure for research and innovation programmes in the 'Agriculture and rural development' policy area																	
05 01 05 01	NDA	1.a	1 644 756	1 644 756	NDA	1.a	1 677 651	1 677 651	NDA	1.a	1 677 651	1 677 651			+2,00%	+2,00%		
05 01 05 02	NDA	1.a	453 271	453 271	NDA	1.a	462 336	462 336	NDA	1.a	462 336	462 336			+2,00%	+2,00%		
05 01 05 03	NDA	1.a	400 000	400 000	NDA	1.a	400 000	400 000	NDA	1.a	400 000	400 000						
05 01 06	Executive agencies																	

Title Chapter Article Item	Section III - Commission		1				2				3				3-2		3/1	
	Title 05 — Agriculture and rural development		Budget 2019				DB 2020				Council's Position on DB 2020				Difference (amount)		Difference (%)	
			DA NDA	FF	c/a	p/a	DA NDA	FF	c/a	p/a	DA NDA	FF	c/a	p/a	c/a	p/a	c/a	p/a
05 01 06 01	Consumer, Health, Agriculture and Food Executive Agency — Contribution from the agricultural promotion programme		NDA	2	3 560 000	3 560 000	NDA	2	3 714 000	3 714 000	NDA	2	3 714 000	3 714 000			+4,33%	+4,33%
	Total Chapter 05 01				135 641 026	135 641 026			138 391 474	138 391 474			137 923 228	137 923 228	- 468 246	- 468 246	+1,68%	+1,68%
05 02	Improving the competitiveness of the agricultural sector through interventions in agricultural markets																	
05 02 01	Cereals																	
05 02 01 01	Export refunds for cereals		NDA	2	p.m.	p.m.	NDA	2	p.m.	p.m.	NDA	2	p.m.	p.m.				
05 02 01 02	Intervention storage for cereals		NDA	2	p.m.	p.m.	NDA	2	p.m.	p.m.	NDA	2	p.m.	p.m.				
05 02 01 99	Other measures for cereals		NDA	2	p.m.	p.m.	NDA	2	p.m.	p.m.	NDA	2	p.m.	p.m.				
05 02 02	Rice																	
05 02 02 01	Export refunds for rice		NDA	2	p.m.	p.m.	NDA	2	p.m.	p.m.	NDA	2	p.m.	p.m.				
05 02 02 02	Intervention storage for rice		NDA	2	p.m.	p.m.	NDA	2	p.m.	p.m.	NDA	2	p.m.	p.m.				
05 02 02 99	Other measures for rice		NDA	2	p.m.	p.m.	NDA	2	p.m.	p.m.	NDA	2	p.m.	p.m.				
05 02 03	Refunds on products not listed in Annex I to the TFEU		NDA	2	p.m.	p.m.	NDA	2	p.m.	p.m.	NDA	2	p.m.	p.m.				
05 02 04	Food programmes																	
05 02 04 99	Other measures for food programmes		NDA	2	p.m.	p.m.	NDA	2	p.m.	p.m.	NDA	2	p.m.	p.m.				
05 02 05	Sugar																	
05 02 05 01	Export refunds for sugar and isoglucose		NDA	2	p.m.	p.m.	NDA	2	p.m.	p.m.	NDA	2	p.m.	p.m.				
05 02 05 03	Production refunds for sugar used in the chemical industry		NDA	2	p.m.	p.m.	NDA	2	p.m.	p.m.	NDA	2	p.m.	p.m.				
05 02 05 08	Private storage of sugar		NDA	2	p.m.	p.m.	NDA	2	p.m.	p.m.	NDA	2	p.m.	p.m.				
05 02 05 99	Other measures for sugar		NDA	2	p.m.	p.m.	NDA	2	p.m.	p.m.	NDA	2	p.m.	p.m.				
05 02 06	Olive oil																	
05 02 06 03	Private storage of olive oil		NDA	2	p.m.	p.m.	NDA	2	p.m.	p.m.	NDA	2	p.m.	p.m.				
05 02 06 05	Quality improvement measures		NDA	2	44 000 000	44 000 000	NDA	2	46 000 000	46 000 000	NDA	2	46 000 000	46 000 000			+4,55%	+4,55%
05 02 06 99	Other measures for olive oil		NDA	2	600 000	600 000	NDA	2	100 000	100 000	NDA	2	100 000	100 000			-83,33%	-83,33%
05 02 07	Textile plants																	
05 02 07 02	Private storage of flax fibre		NDA	2	p.m.	p.m.	NDA	2	p.m.	p.m.	NDA	2	p.m.	p.m.				
05 02 07 03	Cotton — National restructuring programmes		NDA	2	p.m.	p.m.	NDA	2	p.m.	p.m.	NDA	2	p.m.	p.m.				
05 02 07 99	Other measures for textile plants		NDA	2	100 000	100 000	NDA	2	p.m.	p.m.	NDA	2	p.m.	p.m.			-100,00%	-100,00%
05 02 08	Fruit and vegetables																	
05 02 08 03	Operational funds for producer organisations		NDA	2	709 000 000	709 000 000	NDA	2	699 000 000	699 000 000	NDA	2	643 200 000	643 200 000	- 55 800 000	- 55 800 000	-9,28%	-9,28%

Title Chapter Article Item	Section III - Commission		1				2				3				3-2		3/1	
	Title 05 — Agriculture and rural development		Budget 2019				DB 2020				Council's Position on DB 2020				Difference (amount)		Difference (%)	
	DA NDA	FF	c/a	p/a	DA NDA	FF	c/a	p/a	DA NDA	FF	c/a	p/a	c/a	p/a	c/a	p/a		
05 02 08 11	Aid to producer groups for preliminary recognition	NDA	2	5 000 000	5 000 000	NDA	2	1 000 000	1 000 000	NDA	2	1 000 000	1 000 000			-80,00%	-80,00%	
05 02 08 12	School fruit scheme	NDA	2	100 000	100 000	NDA	2	p.m.	p.m.	NDA	2	p.m.	p.m.			-100,00%	-100,00%	
05 02 08 99	Other measures for fruit and vegetables	NDA	2	1 000 000	1 000 000	NDA	2	500 000	500 000	NDA	2	500 000	500 000			-50,00%	-50,00%	
05 02 09	Products of the wine-growing sector																	
05 02 09 08	National support programmes for the wine sector	NDA	2	1 035 000 000	1 035 000 000	NDA	2	1 026 000 000	1 026 000 000	NDA	2	1 026 000 000	1 026 000 000			-0,87%	-0,87%	
05 02 09 99	Other measures for the wine-growing sector	NDA	2	100 000	100 000	NDA	2	100 000	100 000	NDA	2	100 000	100 000					
05 02 10	Promotion																	
05 02 10 01	Promotion measures — Payments by Member States	NDA	2	83 000 000	83 000 000	NDA	2	86 000 000	86 000 000	NDA	2	86 000 000	86 000 000			+3,61%	+3,61%	
05 02 10 02	Promotion measures — Direct payments by the Union	DA	2	101 100 000	44 935 635	DA	2	100 900 000	74 893 192	DA	2	100 900 000	74 893 192			-0,20%	+66,67%	
05 02 10 99	Other measures for promotion	NDA	2	p.m.	p.m.	NDA	2	p.m.	p.m.	NDA	2	p.m.	p.m.					
05 02 11	Other plant products/measures																	
05 02 11 03	Hops — Aid to producer organisations	NDA	2	2 300 000	2 300 000	NDA	2	2 300 000	2 300 000	NDA	2	2 300 000	2 300 000					
05 02 11 04	Programmes of Options Specifically Relating to Remoteness and Insularity (POSEI) (excluding direct payments)	NDA	2	231 000 000	231 000 000	NDA	2	232 000 000	232 000 000	NDA	2	232 000 000	232 000 000			+0,43%	+0,43%	
05 02 11 99	Other measures for other plant products/measures	NDA	2	100 000	100 000	NDA	2	100 000	100 000	NDA	2	100 000	100 000					
05 02 12	Milk and milk products																	
05 02 12 01	Refunds for milk and milk products	NDA	2	p.m.	p.m.	NDA	2	p.m.	p.m.	NDA	2	p.m.	p.m.					
05 02 12 02	Storage measures for skimmed-milk powder	NDA	2	6 000 000	6 000 000	NDA	2	p.m.	p.m.	NDA	2	p.m.	p.m.			-100,00%	-100,00%	
05 02 12 04	Storage measures for butter and cream	NDA	2	p.m.	p.m.	NDA	2	p.m.	p.m.	NDA	2	p.m.	p.m.					
05 02 12 06	Private storage of certain cheeses	NDA	2	p.m.	p.m.	NDA	2	p.m.	p.m.	NDA	2	p.m.	p.m.					
05 02 12 08	School milk	NDA	2	200 000	200 000	NDA	2	p.m.	p.m.	NDA	2	p.m.	p.m.			-100,00%	-100,00%	
05 02 12 09	Dairy products distribution as urgent response to humanitarian crises	DA	2	p.m.	p.m.	DA	2	p.m.	p.m.	DA	2	p.m.	p.m.					
05 02 12 99	Other measures for milk and milk products	NDA	2	100 000	100 000	NDA	2	100 000	100 000	NDA	2	100 000	100 000					
05 02 13	Beef and veal																	
05 02 13 01	Refunds for beef and veal	NDA	2	p.m.	p.m.	NDA	2	p.m.	p.m.	NDA	2	p.m.	p.m.					
05 02 13 02	Storage measures for beef and veal	NDA	2	p.m.	p.m.	NDA	2	p.m.	p.m.	NDA	2	p.m.	p.m.					
05 02 13 04	Refunds for live animals	NDA	2	p.m.	p.m.	NDA	2	p.m.	p.m.	NDA	2	p.m.	p.m.					
05 02 13 99	Other measures for beef and veal	NDA	2	p.m.	p.m.	NDA	2	50 000 000	50 000 000	NDA	2	50 000 000	50 000 000					
05 02 14	Sheepmeat and goatmeat																	
05 02 14 01	Private storage of sheepmeat and goatmeat	NDA	2	p.m.	p.m.	NDA	2	p.m.	p.m.	NDA	2	p.m.	p.m.					
05 02 14 99	Other measures for sheepmeat and goatmeat	NDA	2	p.m.	p.m.	NDA	2	p.m.	p.m.	NDA	2	p.m.	p.m.					

Title Chapter Article Item	Section III - Commission		1				2				3				3-2		3/1	
	Title 05 — Agriculture and rural development		Budget 2019				DB 2020				Council's Position on DB 2020				Difference (amount)		Difference (%)	
	DA NDA	FF	c/a	p/a	DA NDA	FF	c/a	p/a	DA NDA	FF	c/a	p/a	c/a	p/a	c/a	p/a		
05 02 15	Pigmeat, eggs and poultry, bee-keeping and other animal products																	
05 02 15 01	NDA	2	p.m.	p.m.	NDA	2	p.m.	p.m.	NDA	2	p.m.	p.m.						
05 02 15 02	NDA	2	p.m.	p.m.	NDA	2	p.m.	p.m.	NDA	2	p.m.	p.m.						
05 02 15 04	NDA	2	p.m.	p.m.	NDA	2	p.m.	p.m.	NDA	2	p.m.	p.m.						
05 02 15 05	NDA	2	p.m.	p.m.	NDA	2	p.m.	p.m.	NDA	2	p.m.	p.m.						
05 02 15 06	NDA	2	35 000 000	35 000 000	NDA	2	35 000 000	35 000 000	NDA	2	35 000 000	35 000 000						
05 02 15 99	NDA	2	28 000 000	28 000 000	NDA	2	p.m.	p.m.	NDA	2	p.m.	p.m.			-100,00%	-100,00%		
05 02 18	School schemes		NDA	2	217 000 000	217 000 000	NDA	2	215 000 000	215 000 000	NDA	2	215 000 000	215 000 000			-0,92%	-0,92%
	Total Chapter 05 02				2 498 700 000	2 442 535 635			2 494 100 000	2 468 093 192			2 438 300 000	2 412 293 192	- 55 800 000	- 55 800 000	-2,42%	-1,24%
05 03	Direct payments aimed at contributing to farm incomes, limiting farm income variability and meeting environment and climate objectives																	
05 03 01	Decoupled direct payments																	
05 03 01 02	NDA	2	4 333 000 000	4 333 000 000	NDA	2	4 355 000 000	4 355 000 000	NDA	2	4 355 000 000	4 355 000 000			+0,51%	+0,51%		
05 03 01 07	NDA	2	1 653 000 000	1 653 000 000	NDA	2	1 674 000 000	1 674 000 000	NDA	2	1 674 000 000	1 674 000 000			+1,27%	+1,27%		
05 03 01 10	NDA	2	16 211 000 000	16 211 000 000	NDA	2	16 514 000 000	16 514 000 000	NDA	2	16 329 900 000	16 329 900 000	- 184 100 000	- 184 100 000	+0,73%	+0,73%		
05 03 01 11	NDA	2	11 754 000 000	11 754 000 000	NDA	2	11 765 000 000	11 765 000 000	NDA	2	11 765 000 000	11 765 000 000			+0,09%	+0,09%		
05 03 01 12	NDA	2	5 000 000	5 000 000	NDA	2	5 000 000	5 000 000	NDA	2	5 000 000	5 000 000						
05 03 01 13	NDA	2	415 000 000	415 000 000	NDA	2	453 000 000	453 000 000	NDA	2	453 000 000	453 000 000			+9,16%	+9,16%		
05 03 01 99	NDA	2	17 000 000	17 000 000	NDA	2	10 000 000	10 000 000	NDA	2	10 000 000	10 000 000			-41,18%	-41,18%		
05 03 02	Other direct payments																	
05 03 02 40	NDA	2	246 000 000	246 000 000	NDA	2	245 000 000	245 000 000	NDA	2	245 000 000	245 000 000			-0,41%	-0,41%		
05 03 02 50	NDA	2	420 000 000	420 000 000	NDA	2	419 000 000	419 000 000	NDA	2	419 000 000	419 000 000			-0,24%	-0,24%		
05 03 02 52	NDA	2	17 000 000	17 000 000	NDA	2	17 000 000	17 000 000	NDA	2	17 000 000	17 000 000						
05 03 02 60	NDA	2	4 033 000 000	4 033 000 000	NDA	2	4 077 000 000	4 077 000 000	NDA	2	4 077 000 000	4 077 000 000			+1,09%	+1,09%		
05 03 02 61	NDA	2	970 000 000	970 000 000	NDA	2	939 000 000	939 000 000	NDA	2	939 000 000	939 000 000			-3,20%	-3,20%		
05 03 02 99	NDA	2	2 000 000	2 000 000	NDA	2	2 000 000	2 000 000	NDA	2	2 000 000	2 000 000						
05 03 09	Reimbursement of direct payments to farmers from appropriations carried-over in relation to financial discipline		NDA	2	p.m.	p.m.	NDA	2	p.m.	p.m.	NDA	2	p.m.	p.m.				
05 03 10	Reserve for crises in the agricultural sector		NDA	2	468 700 000	468 700 000	NDA	2	478 000 000	478 000 000	NDA	2	478 000 000	478 000 000			+1,98%	+1,98%

Title Chapter Article Item	Section III - Commission		1				2				3				3-2		3/1		
	Title 05 — Agriculture and rural development		Budget 2019				DB 2020				Council's Position on DB 2020				Difference (amount)		Difference (%)		
	DA NDA	FF	c/a	p/a	DA NDA	FF	c/a	p/a	DA NDA	FF	c/a	p/a	c/a	p/a	c/a	p/a			
	Total Chapter 05 03				40 544 700 000	40 544 700 000			40 953 000 000	40 953 000 000			40 768 900 000	40 768 900 000	- 184 100 000	- 184 100 000	+0,55%	+0,55%	
05 04	Rural development																		
05 04 01	Completion of Rural development financed by the EAGGF Guarantee Section — Programming period 2000 to 2006																		
05 04 01 14	Completion of Rural development financed by the EAGGF Guarantee Section — Programming period 2000 to 2006	NDA	2	p.m.	p.m.	NDA	2	p.m.	p.m.	NDA	2	p.m.	p.m.						
05 04 03	Completion of other measures																		
05 04 03 02	Plant and animal genetic resources — Completion of earlier measures	DA	2	p.m.	p.m.	DA	2	p.m.	p.m.	DA	2	p.m.	p.m.						
05 04 05	Completion of Rural development financed by the European Agricultural Fund for Rural Development (EAFRD) (2007 to 2013)																		
05 04 05 01	Rural development programmes	DA	2	p.m.	p.m.	DA	2	p.m.	p.m.	DA	2	p.m.	p.m.						
05 04 05 02	Operational technical assistance	DA	2	p.m.	p.m.	DA	2	p.m.	p.m.	DA	2	p.m.	p.m.						
05 04 51	Completion of rural development financed by the EAGGF Guidance Section — Programming period prior to 2000																		
05 04 52	Completion of rural development financed by the EAGGF Guidance section and the transitional instrument for rural development for the new Member States financed by the EAGGF Guarantee Section — Programming period 2000 to 2006																		
05 04 60	European Agricultural Fund for Rural Development — EAFRD (2014 to 2020)																		
05 04 60 01	Promoting sustainable rural development, a more territorially and environmentally balanced, climate-friendly and innovative Union agricultural sector	DA	2	14 656 460 137	13 100 000 000	DA	2	14 675 251 797	13 100 000 000	DA	2	14 675 251 797	13 100 000 000				+0,13%		
05 04 60 02	Operational technical assistance	DA	2	17 115 400	16 725 400	DA	2	18 308 550	15 023 550	DA	2	18 308 550	15 023 550				+6,97%	-10,18%	
05 04 60 03	Operational technical assistance managed by the Commission at the request of a Member State	DA	2	p.m.	p.m.	DA	2	p.m.	p.m.	DA	2	p.m.	p.m.						
05 04 60 04	European Solidarity Corps – Contribution from the European Agricultural Fund for Rural Development (EAFRD)	DA	2	p.m.	540 000	DA	2	p.m.	p.m.	DA	2	p.m.	p.m.					-100,00%	
	Total Chapter 05 04				14 673 575 537	13 117 265 400			14 693 560 347	13 115 023 550			14 693 560 347	13 115 023 550				+0,14%	-0,02%

Title Chapter Article Item	Section III - Commission		1				2				3				3-2		3/1	
	Title 05 — Agriculture and rural development		Budget 2019				DB 2020				Council's Position on DB 2020				Difference (amount)		Difference (%)	
	DA NDA	FF	c/a	p/a	DA NDA	FF	c/a	p/a	DA NDA	FF	c/a	p/a	c/a	p/a	c/a	p/a		
05 05	Instrument for Pre-Accession Assistance — Agriculture and Rural Development																	
05 05 01	Special Accession Programme for Agriculture and Rural Development (Sapard) — Completion of earlier measures (prior to 2014)																	
05 05 01 01	DA	4	p.m.	p.m.	DA	4	p.m.	p.m.	DA	4	p.m.	p.m.						
05 05 01 02	DA	4	p.m.	p.m.	DA	4	p.m.	p.m.	DA	4	p.m.	p.m.						
05 05 02	Instrument for Pre-accession Assistance for Rural Development (IPARD) — Completion of the programme (2007 to 2013)																	
05 05 03	Support to Albania, Bosnia and Herzegovina, Kosovo, Montenegro, Serbia and North Macedonia																	
05 05 03 01	DA	4	p.m.	p.m.	DA	4	p.m.	p.m.	DA	4	p.m.	p.m.						
05 05 03 02	DA	4	78 000 000	25 000 000	DA	4	84 000 000	38 000 000	DA	4	84 000 000	38 000 000			+7,69%	+52,00%		
05 05 04	Support to Turkey																	
05 05 04 01	DA	4	p.m.	p.m.	DA	4	p.m.	p.m.	DA	4	p.m.	p.m.						
05 05 04 02	DA	4	40 000 000	35 000 000	DA	4	28 178 364	80 000 000	DA	4	28 178 364	70 000 000			- 10 000 000	-29,55%	+100,00%	
	Total Chapter 05 05			118 000 000		60 000 000		112 178 364		118 000 000		112 178 364		108 000 000		- 10 000 000	-4,93%	+80,00%
05 06	International aspects of the 'Agriculture and rural development' policy area																	
05 06 01	International agricultural agreements		DA	4	6 300 000	6 300 000	DA	4	6 300 000	6 300 000	DA	4	6 300 000	6 300 000				
05 06 02	International agricultural organisations		DA	4	140 000	140 000	DA	4	140 000	140 000	DA	4	140 000	140 000				
	Total Chapter 05 06			6 440 000		6 440 000		6 440 000		6 440 000		6 440 000		6 440 000				
05 07	Audit of agricultural expenditure financed by the European Agricultural Guarantee Fund (EAGF)																	
05 07 01	Control of agricultural expenditure																	
05 07 01 02	DA	2	9 130 000	9 130 000	DA	2	10 862 760	10 625 821	DA	2	10 862 760	10 625 821			+18,98%	+16,38%		

Title Chapter Article Item	Section III - Commission		1				2				3				3-2		3/1	
	Title 05 — Agriculture and rural development		Budget 2019				DB 2020				Council's Position on DB 2020				Difference (amount)		Difference (%)	
			DA NDA	FF	c/a	p/a	DA NDA	FF	c/a	p/a	DA NDA	FF	c/a	p/a	c/a	p/a	c/a	p/a
05 07 01 06	Expenditure for financial corrections in favour of Member States following decisions on accounting clearance of previous years' accounts with regard to shared management declared under the EAGGF-Guarantee Section (previous measures) and under the EAGF		NDA	2	19 700 000	19 700 000	NDA	2	19 700 000	19 700 000	NDA	2	19 700 000	19 700 000				
05 07 01 07	Expenditure for financial corrections in favour of Member States following decisions on conformity clearance of previous years' accounts with regard to shared management declared under the EAGGF-Guarantee Section (previous measures) and under the EAGF		NDA	2	2 600 000	2 600 000	NDA	2	p.m.	p.m.	NDA	2	p.m.	p.m.			-100,00%	-100,00%
05 07 02	Settlement of disputes		NDA	2	30 000 000	30 000 000	NDA	2	1 000 000	1 000 000	NDA	2	1 000 000	1 000 000			-96,67%	-96,67%
	Total Chapter 05 07				61 430 000	61 430 000			31 562 760	31 325 821			31 562 760	31 325 821			-48,62%	-49,01%
05 08	Policy strategy and coordination of the 'Agriculture and rural development' policy area																	
05 08 01	Farm Accountancy Data Network (FADN)		DA	2	15 682 000	14 075 348	DA	2	15 710 927	14 340 479	DA	2	15 710 927	14 340 479			+0,18%	+1,88%
05 08 02	Surveys on the structure of agricultural holdings		DA	2	40 000 000	20 052 664	DA	2	p.m.	100 000	DA	2	p.m.	100 000			-100,00%	-99,50%
05 08 03	Restructuring of systems for agricultural surveys		DA	2	2 800 000	4 970 770	DA	2	7 500 000	4 940 306	DA	2	7 500 000	4 940 306			+167,86%	-0,61%
05 08 06	Enhancing public awareness of the common agricultural policy		NDA	2	12 275 000	12 275 000	NDA	2	13 700 000	13 700 000	NDA	2	13 700 000	13 700 000			+11,61%	+11,61%
05 08 09	European Agricultural Guarantee Fund (EAGF) — Operational technical assistance		NDA	2	4 800 000	4 800 000	NDA	2	4 518 000	4 518 000	NDA	2	4 518 000	4 518 000			-5,88%	-5,88%
05 08 77	Pilot projects and preparatory actions																	
05 08 77 09	Preparatory action — Union plant and animal genetic resources		DA	2	p.m.	192 400	DA	2	p.m.	p.m.	DA	2	p.m.	p.m.				-100,00%
05 08 77 10	Pilot project — Agropol: development of a European cross-border Agribusiness Model Region		DA	2	p.m.	201 695	DA	2	p.m.	p.m.	DA	2	p.m.	p.m.				-100,00%
05 08 77 12	Pilot project — Social eco-village		DA	2	p.m.	252 000	DA	2	p.m.	p.m.	DA	2	p.m.	p.m.				-100,00%
05 08 77 13	Pilot project — Improving crisis prevention and management criteria and strategies in the agricultural sector		DA	2	p.m.	208 418	DA	2	p.m.	p.m.	DA	2	p.m.	p.m.				-100,00%
05 08 77 14	Pilot project — Restructuring the honey bee chain and Varroa resistance breeding and selection programme		DA	2	p.m.	269 760	DA	2	p.m.	269 760	DA	2	p.m.	269 760				
05 08 77 15	Pilot project — Analysis of the best ways for producer organisations (POs) to be formed, carry out their activities and be supported		DA	2	p.m.	208 950	DA	2	p.m.	p.m.	DA	2	p.m.	p.m.				-100,00%

Title Chapter Article Item	Section III - Commission		1				2				3				3-2		3/1	
	Title 05 — Agriculture and rural development		Budget 2019				DB 2020				Council's Position on DB 2020				Difference (amount)		Difference (%)	
	DA NDA	FF	c/a	p/a	DA NDA	FF	c/a	p/a	DA NDA	FF	c/a	p/a	c/a	p/a	c/a	p/a		
05 08 77 16	Preparatory action — Smart rural areas in the 21st century	DA	2	4 000 000	2 990 000	DA	2	p.m.	3 650 000	DA	2	p.m.	3 650 000			-100,00%	+22,07%	
05 08 77 17	Pilot project — Developing a farmers' toolbox for integrated pest management practices from across the Union	DA	2	1 050 000	525 000	DA	2	p.m.	315 000	DA	2	p.m.	315 000			-100,00%	-40,00%	
05 08 77 18	Pilot project — Establishing an operational programme: structuring the agri-food sectors to safeguard the handing-on of family farms and the sustainability of local agriculture	DA	2	1 050 000	525 000	DA	2	p.m.	315 000	DA	2	p.m.	315 000			-100,00%	-40,00%	
05 08 80	Union participation at the 'Feeding the Planet — Energy for Life' World Exposition 2015 in Milan	DA	2	p.m.	p.m.	DA	2	p.m.	p.m.	DA	2	p.m.	p.m.					
	Total Chapter 05 08			81 657 000	61 547 005			41 428 927	42 148 545			41 428 927	42 148 545			-49,26%	-31,52%	
05 09	Horizon 2020 — Research and innovation related to agriculture																	
05 09 03	Societal challenges																	
05 09 03 01	Securing sufficient supplies of safe and high quality food and other bio-based products	DA	1.a	287 147 225	211 249 489	DA	1.a	322 162 041	246 618 066	DA	1.a	312 162 041	246 618 066	- 10 000 000		+8,71%	+16,74%	
05 09 50	Appropriations accruing from contributions from (non-European Economic Area) third parties to research and technological development																	
05 09 50 01	Appropriations accruing from contributions from (non-European Economic Area) third parties to research and technological development (2014 to 2020)	DA	1.a	p.m.	p.m.	DA	1.a	p.m.	p.m.	DA	1.a	p.m.	p.m.					
	Total Chapter 05 09			287 147 225	211 249 489			322 162 041	246 618 066			312 162 041	246 618 066	- 10 000 000		+8,71%	+16,74%	
	Total Title 05			58 407 290 788	56 640 808 555			58 792 823 913	57 119 040 648			58 542 455 667	56 868 672 402	- 250 368 246	- 250 368 246	+0,23%	+0,40%	

Title 06 — Mobility and transport



Title Chapter Article Item	Section III - Commission		1				2				3				3-2		3/1	
	Title 06 — Mobility and transport		Budget 2019				DB 2020				Council's Position on DB 2020				Difference (amount)		Difference (%)	
			DA NDA	FF	c/a	p/a	DA NDA	FF	c/a	p/a	DA NDA	FF	c/a	p/a	c/a	p/a	c/a	p/a
06 01	Title 06 — Mobility and transport																	
	Administrative expenditure of the 'Mobility and transport' policy area																	
06 01 01	Expenditure related to officials and temporary staff in the 'Mobility and transport' policy area		NDA	5.2	37 674 190	37 674 190	NDA	5.2	38 732 537	38 732 537	NDA	5.2	38 506 731	38 506 731	- 225 806	- 225 806	+2,21%	+2,21%
06 01 02	External personnel and other management expenditure in support of the 'Mobility and transport' policy area																	
06 01 02 01	External personnel		NDA	5.2	2 318 612	2 318 612	NDA	5.2	2 365 758	2 365 758	NDA	5.2	2 281 383	2 281 383	- 84 375	- 84 375	-1,61%	-1,61%
06 01 02 11	Other management expenditure		NDA	5.2	2 146 187	2 146 187	NDA	5.2	2 167 917	2 167 917	NDA	5.2	2 167 917	2 167 917			+1,01%	+1,01%
06 01 03	Expenditure related to information and communication technology equipment and services of the 'Mobility and transport' policy area		NDA	5.2	2 525 709	2 525 709	NDA	5.2	2 540 763	2 540 763	NDA	5.2	2 382 698	2 382 698	- 158 065	- 158 065	-5,66%	-5,66%
06 01 04	Support expenditure for operations and programmes in the 'Mobility and transport' policy area																	
06 01 04 01	Support expenditure for Connecting Europe Facility (CEF) — Transport		NDA	1.a	2 500 000	2 500 000	NDA	1.a	2 000 000	2 000 000	NDA	1.a	2 000 000	2 000 000			-20,00%	-20,00%
06 01 05	Support expenditure for research and innovation programmes in the 'Mobility and transport' policy area																	
06 01 05 01	Expenditure related to officials and temporary staff implementing Research and Innovation programmes — Horizon 2020		NDA	1.a	4 248 000	4 248 000	NDA	1.a	4 332 960	4 332 960	NDA	1.a	4 332 960	4 332 960			+2,00%	+2,00%
06 01 05 02	External personnel implementing Research and Innovation programmes — Horizon 2020		NDA	1.a	2 597 837	2 597 837	NDA	1.a	2 649 794	2 649 794	NDA	1.a	2 649 794	2 649 794			+2,00%	+2,00%
06 01 05 03	Other management expenditure for Research and Innovation programmes — Horizon 2020		NDA	1.a	638 400	638 400	NDA	1.a	650 000	650 000	NDA	1.a	650 000	650 000			+1,82%	+1,82%
06 01 06	Executive agencies																	
06 01 06 01	Innovation and Networks Executive Agency — Contribution from Connecting Europe Facility (CEF)		NDA	1.a	15 129 985	15 129 985	NDA	1.a	16 081 441	16 081 441	NDA	1.a	16 081 441	16 081 441			+6,29%	+6,29%
06 01 06 03	Innovation and Networks Executive Agency — Contribution from the Cohesion Fund		NDA	1.b	6 038 766	6 038 766	NDA	1.b	6 161 793	6 161 793	NDA	1.b	6 161 793	6 161 793			+2,04%	+2,04%
	Total Chapter 06 01				75 817 686	75 817 686			77 682 963	77 682 963			77 214 717	77 214 717	- 468 246	- 468 246	+1,84%	+1,84%
06 02	European transport policy																	
06 02 01	Connecting Europe Facility (CEF)																	

Title Chapter Article Item	Section III - Commission		1				2				3				3-2		3/1	
	Title 06 — Mobility and transport		Budget 2019				DB 2020				Council's Position on DB 2020				Difference (amount)		Difference (%)	
	DA NDA	FF	c/a	p/a	DA NDA	FF	c/a	p/a	DA NDA	FF	c/a	p/a	c/a	p/a	c/a	p/a		
06 02 01 01	DA	1.a	2 044 649 498	802 702 000	DA	1.a	1 732 979 805	980 000 000	DA	1.a	1 673 979 805	980 000 000	- 59 000 000		-18,13%	+22,09%		
06 02 01 02	DA	1.a	217 936 280	73 487 000	DA	1.a	333 547 370	95 000 000	DA	1.a	283 547 370	95 000 000	- 50 000 000		+30,11%	+29,27%		
06 02 01 03	DA	1.a	359 952 603	313 988 000	DA	1.a	457 547 618	372 469 092	DA	1.a	397 547 618	352 469 092	- 60 000 000	- 20 000 000	+10,44%	+12,26%		
06 02 01 04	DA	1.b	1 694 390 494	845 552 410	DA	1.b	1 774 406 625	1 107 300 000	DA	1.b	1 774 406 625	1 107 300 000			+4,72%	+30,96%		
06 02 01 05	DA	1.a	p.m.	15 000 000	DA	1.a	p.m.	p.m.	DA	1.a	p.m.	p.m.				-100,00%		
06 02 02	DA	1.a	37 550 843	37 550 843	DA	1.a	37 954 000	37 954 000	DA	1.a	37 954 000	37 954 000			+1,07%	+1,07%		
06 02 03	European Maritime Safety Agency																	
06 02 03 01	DA	1.a	52 629 413	52 629 413	DA	1.a	47 305 406	49 542 497	DA	1.a	47 305 406	49 542 497			-10,12%	-5,87%		
06 02 03 02	DA	1.a	25 050 000	23 833 000	DA	1.a	26 100 000	25 175 000	DA	1.a	26 100 000	25 175 000			+4,19%	+5,63%		
06 02 04	DA	1.a	26 419 278	26 419 278	DA	1.a	27 440 121	27 440 121	DA	1.a	26 990 121	26 990 121	- 450 000	- 450 000	+2,16%	+2,16%		
06 02 05	DA	1.a	12 860 000	8 400 000	DA	1.a	11 000 000	13 270 000	DA	1.a	11 000 000	13 270 000			-14,46%	+57,98%		
06 02 06	Transport security																	
06 02 51	DA	1.a	p.m.	p.m.	DA	1.a	p.m.	p.m.	DA	1.a	p.m.	p.m.						
06 02 52	DA	1.a	p.m.	p.m.	DA	1.a	p.m.	p.m.	DA	1.a	p.m.	p.m.						
06 02 77	Pilot projects and preparatory actions																	
06 02 77 07	DA	1.a	p.m.	p.m.	DA	1.a	p.m.	p.m.	DA	1.a	p.m.	p.m.						
06 02 77 11	DA	1.a	p.m.	197 700	DA	1.a	p.m.	p.m.	DA	1.a	p.m.	p.m.				-100,00%		
06 02 77 12	DA	1.a	p.m.	p.m.	DA	1.a	p.m.	p.m.	DA	1.a	p.m.	p.m.						
06 02 77 13	DA	1.a	p.m.	p.m.	DA	1.a	p.m.	p.m.	DA	1.a	p.m.	p.m.						
06 02 77 14	DA	1.a	p.m.	374 219	DA	1.a	p.m.	874 790	DA	1.a	p.m.	874 790				+133,76%		

Title Chapter Article Item	Section III - Commission		1				2				3				3-2		3/1	
	Title 06 — Mobility and transport		Budget 2019				DB 2020				Council's Position on DB 2020				Difference (amount)		Difference (%)	
			DA NDA	FF	c/a	p/a	DA NDA	FF	c/a	p/a	DA NDA	FF	c/a	p/a	c/a	p/a	c/a	p/a
06 02 77 15	Pilot project — Raising Awareness of alternatives to private car	DA	1.a	p.m.	594 000	DA	1.a	p.m.	640 000	DA	1.a	p.m.	640 000				+7,74%	
06 02 77 16	Pilot project — Sustainable shared mobility interconnected with public transport in European rural areas (developing the concept of 'smart rural transport areas' (SMARTAs))	DA	1.a	p.m.	800 000	DA	1.a	p.m.	676 000	DA	1.a	p.m.	676 000				-15,50%	
06 02 77 17	Pilot project — Single European Sky (SES) airspace architecture	DA	1.a	p.m.	300 000	DA	1.a	p.m.	600 000	DA	1.a	p.m.	600 000				+100,00%	
06 02 77 18	Pilot project — Mapping accessible transport for people with reduced mobility	DA	1.a	p.m.	300 000	DA	1.a	p.m.	p.m.	DA	1.a	p.m.	p.m.				-100,00%	
06 02 77 19	Pilot project — Secure parking areas for trucks	DA	1.a	p.m.	336 000	DA	1.a	p.m.	p.m.	DA	1.a	p.m.	p.m.				-100,00%	
06 02 77 20	Pilot project — Human behaviour in connection with autonomous driving	DA	1.a	p.m.	175 000	DA	1.a	p.m.	145 000	DA	1.a	p.m.	145 000				-17,14%	
06 02 77 21	Pilot project — Pan-European road safety awareness campaign	DA	1.a	p.m.	300 000	DA	1.a	p.m.	178 215	DA	1.a	p.m.	178 215				-40,60%	
06 02 77 22	Pilot project — OREL — European system for limiting odometer fraud: fast-track to roadworthiness in the Union	DA	1.a	p.m.	150 000	DA	1.a	p.m.	137 681	DA	1.a	p.m.	137 681				-8,21%	
06 02 77 23	Pilot project — TachogrApp: feasibility study and cost analysis of developing a certified application to be used as a tachograph	DA	1.a	560 000	280 000	DA	1.a	p.m.	280 000	DA	1.a	p.m.	280 000				-100,00%	
06 02 77 24	Preparatory action — User-friendly information tool on urban and regional vehicle access regulation schemes	DA	2	1 000 000	500 000	DA	2	p.m.	500 000	DA	2	p.m.	500 000				-100,00%	
	Total Chapter 06 02			4 474 798 409	2 205 492 863			4 449 780 945	2 713 532 396			4 280 330 945	2 693 082 396	- 169 450 000	- 20 450 000	-4,35%	+22,11%	
06 03	Horizon 2020 — Research and innovation related to transport																	
06 03 03	Societal challenges																	
06 03 03 01	Achieving a resource-efficient, environmentally-friendly, safe and seamless European transport system	DA	1.a	69 381 686	55 486 437	DA	1.a	82 293 876	72 392 254	DA	1.a	82 293 876	72 392 254			+18,61%	+30,47%	
06 03 07	Joint Undertakings																	
06 03 07 31	Single European Sky Air Traffic Management Research (SESAR) Joint Undertaking — Support expenditure	DA	1.a	3 252 411	3 252 411	DA	1.a	16 340 354	3 268 071	DA	1.a	3 340 354	2 268 071	- 13 000 000	- 1 000 000	+2,70%	-30,26%	
06 03 07 32	Single European Sky Air Traffic Management Research 2 (SESAR2) Joint Undertaking	DA	1.a	106 747 589	107 837 182	DA	1.a	104 455 700	106 611 934	DA	1.a	104 455 700	106 611 934			-2,15%	-1,14%	
06 03 07 33	Shift2Rail (S2R) Joint Undertaking — Support expenditure	DA	1.a	1 623 000	1 623 000	DA	1.a	5 194 004	1 031 451	DA	1.a	1 694 004	1 031 451	- 3 500 000		+4,37%	-36,45%	
06 03 07 34	Shift2Rail (S2R) Joint Undertaking	DA	1.a	76 500 000	59 782 478	DA	1.a	74 743 078	73 199 685	DA	1.a	74 743 078	73 199 685			-2,30%	+22,44%	
06 03 50	Appropriations accruing from contributions from (non-European Economic Area) third parties to research and technological development																	

Title Chapter Article Item	Section III - Commission		1				2				3				3-2		3/1	
	Title 06 — Mobility and transport		Budget 2019				DB 2020				Council's Position on DB 2020				Difference (amount)		Difference (%)	
			DA NDA	FF	c/a	p/a	DA NDA	FF	c/a	p/a	DA NDA	FF	c/a	p/a	c/a	p/a	c/a	p/a
06 03 50 01	DA	l.a	p.m.	p.m.	DA	l.a	p.m.	p.m.	DA	l.a	p.m.	p.m.						
06 03 50 02	DA	l.a	p.m.	p.m.	DA	l.a	—	—	DA	l.a	—	—						
06 03 51	DA	l.a	p.m.	250 000	DA	l.a	p.m.	p.m.	DA	l.a	p.m.	p.m.					-100,00%	
Total Chapter 06 03				257 504 686		228 231 508		283 027 012		256 503 395		266 527 012		255 503 395	- 16 500 000	- 1 000 000	+3,50%	+11,95%
Total Title 06				4 808 120 781		2 509 542 057		4 810 490 920		3 047 718 754		4 624 072 674		3 025 800 508	- 186 418 246	- 21 918 246	-3,83%	+20,57%

Title 07 — Environment

Title Chapter Article Item	Section III - Commission		1				2				3				3-2		3/1	
	Title 07 — Environment		Budget 2019				DB 2020				Council's Position on DB 2020				Difference (amount)		Difference (%)	
	DA NDA	FF	c/a	p/a	DA NDA	FF	c/a	p/a	DA NDA	FF	c/a	p/a	c/a	p/a	c/a	p/a		
07 01	Title 07 — Environment																	
	Administrative expenditure of the 'Environment' policy area																	
07 01 01	NDA	5.2	46 524 636	46 524 636	NDA	5.2	47 546 672	47 546 672	NDA	5.2	47 320 866	47 320 866	- 225 806	- 225 806	+1,71%	+1,71%		
07 01 02	External personnel and other management expenditure in support of the 'Environment' policy area																	
07 01 02 01	NDA	5.2	2 936 184	2 936 184	NDA	5.2	2 978 743	2 978 743	NDA	5.2	2 894 368	2 894 368	- 84 375	- 84 375	-1,42%	-1,42%		
07 01 02 11	NDA	5.2	3 214 718	3 214 718	NDA	5.2	3 202 353	3 202 353	NDA	5.2	3 202 353	3 202 353			-0,38%	-0,38%		
07 01 03	NDA	5.2	3 119 051	3 119 051	NDA	5.2	3 118 950	3 118 950	NDA	5.2	2 960 885	2 960 885	- 158 065	- 158 065	-5,07%	-5,07%		
07 01 04	Support expenditure for operations and programmes of the 'Environment' policy area																	
07 01 04 01	NDA	2	1 800 000	1 800 000	NDA	2	1 806 828	1 806 828	NDA	2	1 806 828	1 806 828			+0,38%	+0,38%		
07 01 06	Executive agencies																	
07 01 06 01	NDA	2	5 079 000	5 079 000	NDA	2	5 892 784	5 892 784	NDA	2	5 892 784	5 892 784			+16,02%	+16,02%		
	Total Chapter 07 01																	
			62 673 589	62 673 589			64 546 330	64 546 330			64 078 084	64 078 084	- 468 246	- 468 246	+2,24%	+2,24%		
07 02	Environmental policy at Union and international level																	
07 02 01	DA	2	150 335 000	86 500 000	DA	2	155 195 200	88 000 000	DA	2	155 195 200	88 000 000			+3,23%	+1,73%		
07 02 02	DA	2	213 620 000	90 500 000	DA	2	220 844 000	112 000 000	DA	2	220 844 000	112 000 000			+3,38%	+23,76%		
07 02 03	DA	2	48 000 000	45 100 000	DA	2	50 165 300	51 000 000	DA	2	50 165 300	51 000 000			+4,51%	+13,08%		
07 02 04	DA	4	3 864 000	3 864 000	DA	4	3 864 000	3 864 000	DA	4	3 864 000	3 864 000						
07 02 05	DA	2	1 549 615	1 549 615	DA	2	3 034 475	3 034 475	DA	2	3 034 475	3 034 475			+95,82%	+95,82%		

Title Chapter Article Item	Section III - Commission		1				2				3				3-2		3/1	
	Title 07 — Environment		Budget 2019				DB 2020				Council's Position on DB 2020				Difference (amount)		Difference (%)	
	DA NDA	FF	c/a	p/a	DA NDA	FF	c/a	p/a	DA NDA	FF	c/a	p/a	c/a	p/a	c/a	p/a		
07 02 06	European Environment Agency		DA	2	39 260 364	39 260 364	DA	2	40 418 782	40 418 782	DA	2	40 418 782	40 418 782			+2,95%	+2,95%
07 02 07	European Solidarity Corps — Contribution from the LIFE sub-programme for Environment		DA	2	1 000 000	1 000 000	DA	2	1 000 000	1 000 000	DA	2	1 000 000	1 000 000				
07 02 51	Completion of previous environmental programmes		DA	2	p.m.	30 000 000	DA	2	p.m.	35 000 000	DA	2	p.m.	35 000 000				+16,67%
07 02 77	Pilot projects and preparatory actions																	
07 02 77 02	Preparatory action — Environmental monitoring of the Black Sea Basin and a common European framework programme for development of the Black Sea region		DA	4	p.m.	p.m.	DA	4	p.m.	p.m.	DA	4	p.m.	p.m.				
07 02 77 13	Preparatory action — BEST scheme (voluntary Scheme for biodiversity and ecosystem services in the territories of the Union's outermost regions and overseas countries and territories)		DA	2	p.m.	p.m.	DA	2	p.m.	p.m.	DA	2	p.m.	p.m.				
07 02 77 22	Pilot project — Biodiversity protection through a results-based remuneration of ecological achievements		DA	2	p.m.	350 000	DA	2	p.m.	p.m.	DA	2	p.m.	p.m.				-100,00%
07 02 77 28	Pilot project — Defining the equilibrium between the right of the state to regulate legitimate public policy objectives, the rights of investors to the protection of their investments and the rights of citizens with regard to the environment and public health in the light of the Transatlantic Trade and Investment Partnership (TTIP)		DA	2	p.m.	p.m.	DA	2	p.m.	p.m.	DA	2	p.m.	p.m.				
07 02 77 29	Pilot project — Capacity building, programmatic development and communication in the field of environmental taxation and budgetary reform		DA	2	p.m.	190 000	DA	2	p.m.	p.m.	DA	2	p.m.	p.m.				-100,00%
07 02 77 30	Pilot project — Fostering a green circular economy in Europe through capacity building, networking and exchanges of innovative solutions — Bridging the green innovations gap		DA	2	p.m.	420 000	DA	2	p.m.	p.m.	DA	2	p.m.	p.m.				-100,00%
07 02 77 31	Pilot project — Mitigating infectious diseases to counteract loss of European biodiversity as required by the Habitats Directive		DA	2	p.m.	270 000	DA	2	p.m.	630 000	DA	2	p.m.	630 000				+133,33%
07 02 77 32	Pilot project — Protocols for the establishment of green infrastructure assessment schemes across the Union		DA	2	p.m.	150 000	DA	2	p.m.	p.m.	DA	2	p.m.	p.m.				-100,00%
07 02 77 33	Pilot project — Mitigating the impact of wind turbines on bat and bird populations and their migration routes		DA	2	p.m.	400 000	DA	2	p.m.	400 000	DA	2	p.m.	400 000				
07 02 77 34	Pilot project — Inventory of species and habitats in the French outermost regions		DA	2	p.m.	250 000	DA	2	p.m.	100 000	DA	2	p.m.	100 000				-60,00%

Title Chapter Article Item	Section III - Commission		1				2				3				3-2		3/1	
	Title 07 — Environment		Budget 2019				DB 2020				Council's Position on DB 2020				Difference (amount)		Difference (%)	
			DA NDA	FF	c/a	p/a	DA NDA	FF	c/a	p/a	DA NDA	FF	c/a	p/a	c/a	p/a	c/a	p/a
07 02 77 35	Pilot project — Mapping and assessing the state of ecosystems and their services in the outermost regions and overseas countries and territories: establishing links and pooling resources		DA	2	p.m.	1 000 000	DA	2	p.m.	700 000	DA	2	p.m.	700 000				-30,00%
07 02 77 36	Pilot project — Network of European Green Cities		DA	2	p.m.	300 000	DA	2	p.m.	380 000	DA	2	p.m.	380 000				+26,67%
07 02 77 37	Pilot project — Effect of residential solid waste burning on ambient air quality in Europe and potential mitigation measures		DA	2	p.m.	945 000	DA	2	p.m.	934 000	DA	2	p.m.	934 000				-1,16%
07 02 77 39	Pilot project — Establishing regional or local platforms on coexistence between people and large carnivores focused on key actions for large carnivores in areas with high levels of conflict		DA	2	p.m.	300 000	DA	2	p.m.	300 000	DA	2	p.m.	300 000				
07 02 77 40	Pilot project — Towards evidence-based improvements in Birds and Habitats Directives (BHD) implementation: systematic review and meta-analysis		DA	2	p.m.	350 000	DA	2	p.m.	p.m.	DA	2	p.m.	p.m.				-100,00%
07 02 77 41	Pilot project — Promoting alternatives to animal testing		DA	2	p.m.	400 000	DA	2	p.m.	109 500	DA	2	p.m.	109 500				-72,62%
07 02 77 42	Pilot project — Union butterfly monitoring and indicators		DA	2	p.m.	240 000	DA	2	p.m.	520 000	DA	2	p.m.	520 000				+116,67%
07 02 77 43	Pilot project — Using satellite images to improve the operation of the Natura 2000 network		DA	2	p.m.	500 000	DA	2	p.m.	300 000	DA	2	p.m.	300 000				-40,00%
07 02 77 44	Pilot project — Map of solutions, best practices and remedies for Lindane pesticide waste decontamination in the Union		DA	2	1 400 000	1 000 000	DA	2	p.m.	600 000	DA	2	p.m.	600 000			-100,00%	-40,00%
07 02 77 45	Preparatory action — Operationalising capacity building for programmatic development and mapping objectives in the field of environmental taxation and budgetary reform		DA	2	450 000	450 000	DA	2	p.m.	450 000	DA	2	p.m.	450 000			-100,00%	
07 02 77 46	Pilot project — Assessing, identifying, sharing and disseminating best practices for the humane management of invasive alien species		DA	2	p.m.	250 000	DA	2	p.m.	300 000	DA	2	p.m.	300 000				+20,00%
07 02 77 47	Pilot project — Integrating smart sensors and modelling for air quality monitoring in cities		DA	2	p.m.	500 000	DA	2	p.m.	150 000	DA	2	p.m.	150 000				-70,00%
07 02 77 48	Pilot project — Nature-based solutions for climate and water pollution mitigation in agricultural regions		DA	2	p.m.	350 000	DA	2	p.m.	420 000	DA	2	p.m.	420 000				+20,00%
07 02 77 49	Pilot project — Development of a European label for Ultra Low Emissions Vehicles (ULEV)		DA	2	490 000	245 000	DA	2	p.m.	245 000	DA	2	p.m.	245 000			-100,00%	
07 02 77 50	Pilot project — Feasibility study on a common open platform on chemical safety data		DA	2	420 000	210 000	DA	2	p.m.	210 000	DA	2	p.m.	210 000			-100,00%	

Title Chapter Article Item	Section III - Commission		1				2				3				3-2		3/1	
	Title 07 — Environment		Budget 2019				DB 2020				Council's Position on DB 2020				Difference (amount)		Difference (%)	
	DA NDA	FF	c/a	p/a	DA NDA	FF	c/a	p/a	DA NDA	FF	c/a	p/a	c/a	p/a	c/a	p/a		
07 02 77 51	DA	2	700 000	350 000	DA	2	p.m.	p.m.	DA	2	p.m.	p.m.			-100,00%	-100,00%		
07 02 77 52	DA	2	875 000	437 500	DA	2	p.m.	262 500	DA	2	p.m.	262 500			-100,00%	-40,00%		
Total Chapter 07 02			461 963 979	307 631 479			474 521 757	341 328 257			474 521 757	341 328 257			+2,72%	+10,95%		
Total Title 07			524 637 568	370 305 068			539 068 087	405 874 587			538 599 841	405 406 341	- 468 246	- 468 246	+2,66%	+9,48%		

Title 08 — Research and Innovation



Title Chapter Article Item	Section III - Commission		1				2				3				3-2		3/1	
	Title 08 — Research and Innovation		Budget 2019				DB 2020				Council's Position on DB 2020				Difference (amount)		Difference (%)	
	DA NDA	FF	c/a	p/a	DA NDA	FF	c/a	p/a	DA NDA	FF	c/a	p/a	c/a	p/a	c/a	p/a		
	Title 08 — Research and Innovation																	
08 01	Administrative expenditure of the 'Research and innovation' policy area																	
08 01 01	NDA	5.2	6 338 833	6 338 833	NDA	5.2	6 207 137	6 207 137	NDA	5.2	5 981 331	5 981 331	- 225 806	- 225 806	-5,64%	-5,64%		
08 01 02	External personnel and other management expenditure of the 'Research and innovation' policy area																	
08 01 02 01	NDA	5.2	314 688	314 688	NDA	5.2	321 492	321 492	NDA	5.2	237 117	237 117	- 84 375	- 84 375	-24,65%	-24,65%		
08 01 02 11	NDA	5.2	563 133	563 133	NDA	5.2	543 198	543 198	NDA	5.2	543 198	543 198			-3,54%	-3,54%		
08 01 03	NDA	5.2	424 961	424 961	NDA	5.2	407 173	407 173	NDA	5.2	249 108	249 108	- 158 065	- 158 065	-41,38%	-41,38%		
08 01 05	Support expenditure for research and innovation programmes in the 'Research and innovation' policy area																	
08 01 05 01	NDA	1.a	96 674 662	96 674 662	NDA	1.a	99 202 032	99 202 032	NDA	1.a	98 702 032	98 702 032	- 500 000	- 500 000	+2,10%	+2,10%		
08 01 05 02	NDA	1.a	25 943 429	25 943 429	NDA	1.a	26 462 298	26 462 298	NDA	1.a	26 462 298	26 462 298			+2,00%	+2,00%		
08 01 05 03	NDA	1.a	47 432 428	47 432 428	NDA	1.a	48 455 340	48 455 340	NDA	1.a	48 455 340	48 455 340			+2,16%	+2,16%		
08 01 05 11	NDA	1.a	10 268 772	10 268 772	NDA	1.a	9 571 680	9 571 680	NDA	1.a	9 571 680	9 571 680			-6,79%	-6,79%		
08 01 05 12	NDA	1.a	952 000	952 000	NDA	1.a	971 040	971 040	NDA	1.a	971 040	971 040			+2,00%	+2,00%		
08 01 05 13	NDA	1.a	3 391 764	3 391 764	NDA	1.a	3 468 000	3 468 000	NDA	1.a	3 468 000	3 468 000			+2,25%	+2,25%		
08 01 06	Executive agencies																	
08 01 06 01	NDA	1.a	49 390 184	49 390 184	NDA	1.a	51 319 000	51 319 000	NDA	1.a	51 319 000	51 319 000			+3,91%	+3,91%		
08 01 06 02	NDA	1.a	69 429 652	69 429 652	NDA	1.a	73 714 915	73 714 915	NDA	1.a	73 714 915	73 714 915			+6,17%	+6,17%		

Title Chapter Article Item	Section III - Commission		1				2				3				3-2		3/1	
	Title 08 — Research and Innovation		Budget 2019				DB 2020				Council's Position on DB 2020				Difference (amount)		Difference (%)	
	DA NDA	FF	c/a	p/a	DA NDA	FF	c/a	p/a	DA NDA	FF	c/a	p/a	c/a	p/a	c/a	p/a		
08 01 06 03	Executive Agency for Small and Medium-sized Enterprises — Contribution from Horizon 2020	NDA	1.a	29 388 149	29 388 149	NDA	1.a	31 461 034	31 461 034	NDA	1.a	31 461 034	31 461 034			+7,05%	+7,05%	
08 01 06 04	Innovation and Networks Executive Agency — Contribution from Horizon 2020	NDA	1.a	7 301 542	7 301 542	NDA	1.a	8 139 618	8 139 618	NDA	1.a	8 139 618	8 139 618			+11,48%	+11,48%	
08 01 06 05	Research Executive Agency — Contribution from Non-Research Programmes	NDA	5.2	1 965 000	1 965 000	NDA	5.2	2 034 000	2 034 000	NDA	5.2	2 034 000	2 034 000			+3,51%	+3,51%	
	Total Chapter 08 01			349 779 197	349 779 197			362 277 957	362 277 957			361 309 711	361 309 711	- 968 246	- 968 246	+3,30%	+3,30%	
08 02	Horizon 2020 — Research																	
08 02 01	Excellent science																	
08 02 01 01	Strengthening frontier research in the European Research Council	DA	1.a	1 969 672 172	1 624 989 887	DA	1.a	2 169 970 133	1 978 553 728	DA	1.a	2 051 470 133	1 965 553 728	- 118 500 000	- 13 000 000	+4,15%	+20,96%	
08 02 01 02	Strengthening research in future and emerging technologies	DA	1.a	p.m.	p.m.	DA	1.a	p.m.	35 423 585	DA	1.a	p.m.	p.m.		- 35 423 585			
08 02 01 03	Strengthening European research infrastructures, including e-infrastructures	DA	1.a	235 362 607	187 233 718	DA	1.a	247 270 417	198 815 486	DA	1.a	235 770 417	198 815 486	- 11 500 000		+0,17%	+6,19%	
08 02 02	Industrial leadership																	
08 02 02 01	Leadership in nanotechnologies, advanced materials, laser technology, biotechnology and advanced manufacturing and processing	DA	1.a	535 119 776	498 152 158	DA	1.a	596 300 594	518 793 206	DA	1.a	536 300 594	510 793 206	- 60 000 000	- 8 000 000	+0,22%	+2,54%	
08 02 02 02	Enhancing access to risk finance for investing in research and innovation	DA	1.a	435 388 299	324 237 047	DA	1.a	463 764 801	120 856 938	DA	1.a	435 764 801	120 856 938	- 28 000 000		+0,09%	-62,73%	
08 02 02 03	Increasing innovation in small and medium-sized enterprises (SMEs)	DA	1.a	46 085 771	30 811 397	DA	1.a	58 696 783	31 186 450	DA	1.a	46 196 783	31 186 450	- 12 500 000		+0,24%	+1,22%	
08 02 03	Societal challenges																	
08 02 03 01	Improving lifelong health and well-being	DA	1.a	673 524 898	458 962 266	DA	1.a	648 685 745	597 667 007	DA	1.a	642 685 745	597 667 007	- 6 000 000		-4,58%	+30,22%	
08 02 03 02	Securing sufficient supplies of safe, healthy and high quality food and other bio-based products	DA	1.a	177 650 893	162 170 942	DA	1.a	288 728 659	196 048 586	DA	1.a	260 528 659	196 048 586	- 28 200 000		+46,65%	+20,89%	
08 02 03 03	Making the transition to a reliable, sustainable and competitive energy system	DA	1.a	337 583 939	292 185 559	DA	1.a	378 723 375	371 904 517	DA	1.a	378 723 375	371 904 517			+12,19%	+27,28%	
08 02 03 04	Achieving a European transport system that is resource-efficient, environmentally friendly, safe and seamless	DA	1.a	260 946 905	239 845 116	DA	1.a	266 184 054	281 336 863	DA	1.a	231 584 054	271 036 863	- 34 600 000	- 10 300 000	-11,25%	+13,00%	
08 02 03 05	Achieving a resource-efficient and climate change resilient economy and a sustainable supply of raw materials	DA	1.a	312 327 206	290 605 621	DA	1.a	335 790 132	270 375 566	DA	1.a	335 790 132	270 375 566			+7,51%	-6,96%	
08 02 03 06	Fostering inclusive, innovative and reflective European societies	DA	1.a	130 000 611	126 186 096	DA	1.a	139 557 525	128 990 572	DA	1.a	130 057 525	128 990 572	- 9 500 000		+0,04%	+2,22%	
08 02 04	Spreading excellence and widening participation	DA	1.a	129 149 390	148 909 913	DA	1.a	133 166 041	134 355 325	DA	1.a	133 166 041	134 355 325			+3,11%	-9,77%	
08 02 05	Horizontal activities of Horizon 2020	DA	1.a	111 617 998	100 150 249	DA	1.a	115 382 001	99 235 199	DA	1.a	111 882 001	99 235 199	- 3 500 000		+0,24%	-0,91%	
08 02 06	Science with and for society	DA	1.a	68 387 298	63 859 544	DA	1.a	73 431 161	64 810 922	DA	1.a	68 431 161	64 810 922	- 5 000 000		+0,06%	+1,49%	
08 02 07	Joint Undertakings																	

Title Chapter Article Item	Section III - Commission		1				2				3				3-2		3/1	
	Title 08 — Research and Innovation		Budget 2019				DB 2020				Council's Position on DB 2020				Difference (amount)		Difference (%)	
	DA NDA	FF	c/a	p/a	DA NDA	FF	c/a	p/a	DA NDA	FF	c/a	p/a	c/a	p/a	c/a	p/a		
08 02 07 31	DA	1.a	5 384 615	5 384 615	DA	1.a	27 211 783	5 445 016	DA	1.a	27 211 783	5 445 016			+405,36%	+1,12%		
08 02 07 32	DA	1.a	256 117 000	131 530 049	DA	1.a	249 947 970	184 313 342	DA	1.a	249 947 970	184 313 342			-2,41%	+40,13%		
08 02 07 33	DA	1.a	1 184 579	1 184 579	DA	1.a	8 613 816	2 286 218	DA	1.a	8 613 816	2 286 218			+627,16%	+93,00%		
08 02 07 34	DA	1.a	132 424 316	162 648 921	DA	1.a	65 318 041	181 514 884	DA	1.a	65 318 041	181 514 884			-50,68%	+11,60%		
08 02 07 35	DA	1.a	4 649 515	4 649 515	DA	1.a	20 013 668	4 162 874	DA	1.a	20 013 668	4 162 874			+330,45%	-10,47%		
08 02 07 36	DA	1.a	278 720 388	310 846 929	DA	1.a	284 058 252	299 887 500	DA	1.a	284 058 252	299 887 500			+1,92%	-3,53%		
08 02 07 37	DA	1.a	2 622 363	2 622 363	DA	1.a	12 372 701	2 325 684	DA	1.a	12 372 701	2 325 684			+371,81%	-11,31%		
08 02 07 38	DA	1.a	79 823 275	103 162 807	DA	1.a	79 615 399	74 336 359	DA	1.a	79 615 399	74 336 359			-0,26%	-27,94%		
08 02 08	DA	1.a	641 589 527	512 502 033	DA	1.a	587 742 199	532 049 827	DA	1.a	659 742 199	532 049 827	+ 72 000 000		+2,83%	+3,81%		
08 02 50	Appropriations accruing from contributions from (non-European Economic Area) third parties to research and technological development																	
08 02 50 01	DA	1.a	p.m.	p.m.	DA	1.a	p.m.	p.m.	DA	1.a	p.m.	p.m.						
08 02 50 02	DA	1.a	p.m.	p.m.	DA	1.a	p.m.	p.m.	DA	1.a	p.m.	p.m.						
08 02 51	DA	1.a	p.m.	377 104 525	DA	1.a	p.m.	113 688 393	DA	1.a	p.m.	113 688 393				-69,85%		
08 02 52	DA	1.a	p.m.	p.m.	DA	1.a	p.m.	p.m.	DA	1.a	p.m.	p.m.						
08 02 77	Pilot projects and preparatory actions																	
08 02 77 05	DA	1.a	p.m.	179 967	DA	1.a	p.m.	239 955	DA	1.a	p.m.	239 955				+33,33%		
08 02 77 10	DA	1.a	350 000	175 000	DA	1.a	p.m.	105 000	DA	1.a	p.m.	105 000				-100,00%		
			6 825 683 341	6 160 290 816			7 250 545 250	6 428 709 002			7 005 245 250	6 361 985 417	- 245 300 000	- 66 723 585	+2,63%	+3,27%		
08 03	Euratom Programme — Indirect actions																	

Title Chapter Article Item	Section III - Commission		1				2				3				3-2		3/1	
	Title 08 — Research and Innovation		Budget 2019				DB 2020				Council's Position on DB 2020				Difference (amount)		Difference (%)	
	DA NDA	FF	c/a	p/a	DA NDA	FF	c/a	p/a	DA NDA	FF	c/a	p/a	c/a	p/a	c/a	p/a		
08 03 01	Operational expenditure for the Euratom programme																	
08 03 01 01	DA	1.a	159 582 878	156 511 817	DA	1.a	172 526 872	174 611 650	DA	1.a	166 626 872	173 511 650	- 5 900 000	- 1 100 000	+4,41%	+10,86%		
08 03 01 02	DA	1.a	69 145 532	65 946 436	DA	1.a	74 754 023	92 297 374	DA	1.a	71 854 023	91 397 374	- 2 900 000	- 900 000	+3,92%	+38,59%		
08 03 50	Appropriations accruing from contributions from (non-European Economic Area) third parties to research and technological development																	
08 03 50 01	DA	1.a	p.m.	p.m.	DA	1.a	p.m.	p.m.	DA	1.a	p.m.	p.m.						
08 03 50 02	DA	1.a	p.m.	p.m.	DA	1.a	p.m.	p.m.	DA	1.a	p.m.	p.m.						
08 03 51	Completion of the previous Euratom research framework programme (2007 to 2013)																	
08 03 52	Completion of previous Euratom research framework programmes (prior to 2007)																	
	Total Chapter 08 03																	
			228 728 410	226 253 253			247 280 895	266 909 024			238 480 895	264 909 024	- 8 800 000	- 2 000 000	+4,26%	+17,09%		
08 05	Research programme of the research fund for coal and steel																	
08 05 01	DA	1.a	p.m.	p.m.	DA	1.a	p.m.	p.m.	DA	1.a	p.m.	p.m.						
08 05 02	DA	1.a	p.m.	p.m.	DA	1.a	p.m.	p.m.	DA	1.a	p.m.	p.m.						
08 05 77	Pilot project — Research into reducing CO2 emissions in steel production																	
08 05 77 01	DA	1.a	1 275 000	637 500	DA	1.a	p.m.	499 064	DA	1.a	p.m.	499 064			-100,00%	-21,72%		
	Total Chapter 08 05																	
			1 275 000	637 500			p.m.	499 064			p.m.	499 064			-100,00%	-21,72%		
	Total Title 08																	
			7 405 465 948	6 736 960 766			7 860 104 102	7 058 395 047			7 605 035 856	6 988 703 216	- 255 068 246	- 69 691 831	+2,69%	+3,74%		

Title 09 — Communications networks, content and technology



Title Chapter Article Item	Section III - Commission		1				2				3				3-2		3/1	
	Title 09 — Communications networks, content and technology		Budget 2019				DB 2020				Council's Position on DB 2020				Difference (amount)		Difference (%)	
	DA NDA	FF	c/a	p/a	DA NDA	FF	c/a	p/a	DA NDA	FF	c/a	p/a	c/a	p/a	c/a	p/a		
	Title 09 — Communications networks, content and technology																	
09 01	Administrative expenditure of the 'Communications networks, content and technology' policy area																	
09 01 01	NDA	5.2	44 491 425	44 491 425	NDA	5.2	45 932 816	45 932 816	NDA	5.2	45 707 010	45 707 010	- 225 806	- 225 806	+2,73%	+2,73%		
09 01 02	External personnel and other management expenditure in support of the 'Communications networks, content and technology' policy area																	
09 01 02 01	NDA	5.2	2 171 689	2 171 689	NDA	5.2	2 198 573	2 198 573	NDA	5.2	2 114 198	2 114 198	- 84 375	- 84 375	-2,65%	-2,65%		
09 01 02 11	NDA	5.2	1 809 857	1 809 857	NDA	5.2	1 727 151	1 727 151	NDA	5.2	1 727 151	1 727 151			-4,57%	-4,57%		
09 01 03	NDA	5.2	2 982 742	2 982 742	NDA	5.2	3 013 085	3 013 085	NDA	5.2	2 855 020	2 855 020	- 158 065	- 158 065	-4,28%	-4,28%		
09 01 04	Support expenditure for operations and programmes in the 'Communications networks, content and technology' policy area																	
09 01 04 01	NDA	1.a	789 000	789 000	NDA	1.a	789 000	789 000	NDA	1.a	789 000	789 000						
09 01 04 02	NDA	3	1 607 130	1 607 130	NDA	3	1 682 730	1 682 730	NDA	3	1 682 730	1 682 730			+4,70%	+4,70%		
09 01 05	Support expenditure for research and innovation programmes in the 'Communications networks, content and technology' policy area																	
09 01 05 01	NDA	1.a	41 554 980	41 554 980	NDA	1.a	40 400 000	40 400 000	NDA	1.a	40 400 000	40 400 000			-2,78%	-2,78%		
09 01 05 02	NDA	1.a	10 903 105	10 903 105	NDA	1.a	11 073 606	11 073 606	NDA	1.a	11 073 606	11 073 606			+1,56%	+1,56%		
09 01 05 03	NDA	1.a	11 182 126	11 182 126	NDA	1.a	8 532 648	8 532 648	NDA	1.a	8 532 648	8 532 648			-23,69%	-23,69%		
	Total Chapter 09 01		117 492 054	117 492 054			115 349 609	115 349 609			114 881 363	114 881 363	- 468 246	- 468 246	-2,22%	-2,22%		

Title Chapter Article Item	Section III - Commission		1				2				3				3-2		3/1	
	Title 09 — Communications networks, content and technology		Budget 2019				DB 2020				Council's Position on DB 2020				Difference (amount)		Difference (%)	
	DA NDA	FF	c/a	p/a	DA NDA	FF	c/a	p/a	DA NDA	FF	c/a	p/a	c/a	p/a	c/a	p/a		
09 02	Digital Single Market																	
09 02 01	DA	1.a	3 265 000	3 000 000	DA	1.a	3 815 000	3 000 000	DA	1.a	3 815 000	3 000 000			+16,85%			
09 02 03	DA	1.a	15 824 465	15 824 465	DA	1.a	20 535 495	20 535 495	DA	1.a	20 535 495	20 535 495			+29,77%	+29,77%		
09 02 04	DA	1.a	5 677 665	5 677 665	DA	1.a	7 117 000	7 117 000	DA	1.a	7 117 000	7 117 000			+25,35%	+25,35%		
09 02 05	DA	3	1 126 000	930 500	DA	3	1 148 000	900 000	DA	3	1 148 000	900 000			+1,95%	-3,28%		
09 02 77	Pilot projects and preparatory actions																	
09 02 77 04	DA	3	p.m.	300 000	DA	3	p.m.	p.m.	DA	3	p.m.	p.m.				-100,00%		
09 02 77 05	DA	3	p.m.	p.m.	DA	3	p.m.	p.m.	DA	3	p.m.	p.m.						
09 02 77 06	DA	3	350 000	525 000	DA	3	p.m.	470 000	DA	3	p.m.	470 000			-100,00%	-10,48%		
09 02 77 07	DA	1.a	2 100 000	1 650 000	DA	1.a	p.m.	1 650 000	DA	1.a	p.m.	1 650 000			-100,00%			
09 02 77 08	DA	3	1 000 000	1 062 500	DA	3	p.m.	687 500	DA	3	p.m.	687 500			-100,00%	-35,29%		
09 02 77 09	DA	3	1 400 000	700 000	DA	3	p.m.	700 000	DA	3	p.m.	700 000			-100,00%			
09 02 77 10	DA	3	1 500 000	750 000	DA	3	p.m.	750 000	DA	3	p.m.	750 000			-100,00%			
09 02 77 11	DA	5.2	1 050 000	525 000	DA	5.2	p.m.	p.m.	DA	5.2	p.m.	p.m.			-100,00%	-100,00%		
09 02 77 12	DA	1.a	700 000	350 000	DA	1.a	p.m.	595 000	DA	1.a	p.m.	595 000			-100,00%	+70,00%		
	Total Chapter 09 02			33 993 130			32 615 495	36 404 995			32 615 495	36 404 995			-4,05%	+16,33%		
09 03	Connecting Europe Facility (CEF) — Telecommunications networks																	
09 03 01	DA	1.a	333 000	333 000	DA	1.a	333 000	350 000	DA	1.a	333 000	350 000				+5,11%		
09 03 02	DA	1.a	p.m.	14 000 000	DA	1.a	p.m.	16 000 000	DA	1.a	p.m.	16 000 000				+14,29%		

Title Chapter Article Item	Section III - Commission		1				2				3				3-2		3/1	
	Title 09 — Communications networks, content and technology		Budget 2019				DB 2020				Council's Position on DB 2020				Difference (amount)		Difference (%)	
	DA NDA	FF	c/a	p/a	DA NDA	FF	c/a	p/a	DA NDA	FF	c/a	p/a	c/a	p/a	c/a	p/a		
09 03 03	Promoting interoperability, sustainable deployment, operation and upgrading of trans-European digital service infrastructures, as well as coordination at European level		DA	1.a	111 448 409	108 276 000	DA	1.a	126 106 990	74 179 000	DA	1.a	102 606 990	74 179 000	- 23 500 000		-7,93%	-31,49%
09 03 04	WiFi4EU — Support the deployment of free local Wi-Fi		DA	1.a	23 477 093	28 240 000	DA	1.a	24 298 355	49 838 000	DA	1.a	19 798 355	49 838 000	- 4 500 000		-15,67%	+76,48%
09 03 05	European High Performance Computing Joint Undertaking (EuroHPC)																	
09 03 05 31	European High Performance Computing Joint Undertaking (EuroHPC)		DA	1.a	39 089 221	p.m.	DA	1.a	58 586 106	66 348 000	DA	1.a	58 586 106	66 348 000			+49,88%	
09 03 51	Completion of previous programmes																	
09 03 51 01	Completion of the 'Safer Internet' programme (2009 to 2013)		DA	1.a	p.m.	p.m.	DA	1.a	p.m.	p.m.	DA	1.a	p.m.	p.m.				
09 03 51 02	Completion of 'Safer Internet plus' — Promoting safer use of the internet and new online technologies		DA	1.a	p.m.	p.m.	DA	1.a	p.m.	p.m.	DA	1.a	p.m.	p.m.				
	Total Chapter 09 03				174 347 723	150 849 000			209 324 451	206 715 000			181 324 451	206 715 000	- 28 000 000		+4,00%	+37,03%
09 04	Horizon 2020																	
09 04 01	Excellent science																	
09 04 01 01	Strengthening research in future and emerging technologies		DA	1.a	442 937 089	201 142 000	DA	1.a	446 952 871	466 500 000	DA	1.a	442 952 871	466 500 000	- 4 000 000		0,00%	+131,93%
09 04 01 02	Strengthening European research infrastructure, including e-infrastructure		DA	1.a	130 561 317	132 553 000	DA	1.a	73 582 043	76 500 000	DA	1.a	65 582 043	76 500 000	- 8 000 000		-49,77%	-42,29%
09 04 02	Industrial leadership																	
09 04 02 01	Leadership in information and communications technology		DA	1.a	763 980 569	863 677 000	DA	1.a	877 375 691	711 700 000	DA	1.a	831 375 691	711 700 000	- 46 000 000		+8,82%	-17,60%
09 04 03	Societal Challenges																	
09 04 03 01	Improving lifelong health and well-being		DA	1.a	163 973 074	124 898 000	DA	1.a	179 751 775	147 200 000	DA	1.a	164 001 775	147 200 000	- 15 750 000		+0,02%	+17,86%
09 04 03 02	Fostering inclusive, innovative and reflective European societies		DA	1.a	48 210 665	40 075 000	DA	1.a	53 632 314	47 700 000	DA	1.a	48 382 314	46 700 000	- 5 250 000	- 1 000 000	+0,36%	+16,53%
09 04 03 03	Fostering secure European societies		DA	1.a	58 309 660	55 871 000	DA	1.a	78 153 053	55 400 000	DA	1.a	58 403 053	55 400 000	- 19 750 000		+0,16%	-0,84%
09 04 07	Joint Undertakings																	
09 04 07 31	Electronic Components and Systems for European Leadership (ECSEL) Joint Undertaking — Support expenditure		DA	1.a	2 010 000	2 010 000	DA	1.a	6 830 000	1 925 000	DA	1.a	6 830 000	1 925 000			+239,80%	-4,23%
09 04 07 32	Electronic Components and Systems for European Leadership (ECSEL) Joint Undertaking		DA	1.a	188 000 000	159 289 000	DA	1.a	199 097 169	185 000 000	DA	1.a	199 097 169	185 000 000			+5,90%	+16,14%
09 04 07 33	European High Performance Computing Joint Undertaking (EuroHPC) — Support expenditure		DA	1.a	2 242 744	2 242 744	DA	1.a	7 524 788	3 101 192	DA	1.a	7 524 788	3 101 192			+235,52%	+38,28%

Title Chapter Article Item	Section III - Commission		1				2				3				3-2		3/1	
	Title 09 — Communications networks, content and technology		Budget 2019				DB 2020				Council's Position on DB 2020				Difference (amount)		Difference (%)	
	DA NDA	FF	c/a	p/a	DA NDA	FF	c/a	p/a	DA NDA	FF	c/a	p/a	c/a	p/a	c/a	p/a		
09 04 07 34	European High Performance Computing Joint Undertaking (EuroHPC)	DA	1.a	152 447 962	68 797 000	DA	1.a	214 811 268	109 324 087	DA	1.a	214 811 268	109 324 087			+40,91%	+58,91%	
09 04 50	Appropriations accruing from contributions from (non-European Economic Area) third parties to research and technological development																	
09 04 50 01	Appropriations accruing from contributions from (non-European Economic Area) third parties to research and technological development (2014 to 2020)	DA	1.a	p.m.	p.m.	DA	1.a	p.m.	p.m.	DA	1.a	p.m.	p.m.					
09 04 50 02	Appropriations accruing from contributions from (non-European Economic Area) third parties to research and technological development (prior to 2014)	DA	1.a	p.m.	p.m.	DA	1.a	p.m.	p.m.	DA	1.a	p.m.	p.m.					
09 04 51	Completion of the Seventh Framework Programme (2007 to 2013)	DA	1.a	p.m.	39 990 000	DA	1.a	p.m.	p.m.	DA	1.a	p.m.	p.m.				-100,00%	
09 04 52	Completion of previous research framework programmes (prior to 2007)	DA	1.a	p.m.	p.m.	DA	1.a	p.m.	p.m.	DA	1.a	p.m.	p.m.					
09 04 53	Completion of Competitiveness and Innovation Framework Programme — Information and Communication Technologies Policy Support Programme (ICT PSP)																	
09 04 53 01	Completion of Competitiveness and Innovation Framework Programme — Information and Communication Technologies Policy Support Programme (ICT PSP) (2007 to 2013)	DA	1.a	p.m.	2 789 000	DA	1.a	p.m.	p.m.	DA	1.a	p.m.	p.m.				-100,00%	
09 04 53 02	Completion of previous information and communication technologies programmes (prior to 2007)	DA	1.a	p.m.	p.m.	DA	1.a	p.m.	p.m.	DA	1.a	p.m.	p.m.					
09 04 77	Pilot projects and preparatory actions																	
09 04 77 01	Pilot project — Open Knowledge Technologies: Mapping and validating knowledge	DA	1.a	p.m.	199 962	DA	1.a	p.m.	p.m.	DA	1.a	p.m.	p.m.				-100,00%	
09 04 77 04	Pilot project — Europe's digital agenda meets Silicon Valley	DA	1.a	p.m.	p.m.	DA	1.a	p.m.	p.m.	DA	1.a	p.m.	p.m.					
09 04 77 05	Preparatory action — Open knowledge technologies: mapping and validating knowledge	DA	1.a	p.m.	960 615	DA	1.a	p.m.	927 546	DA	1.a	p.m.	927 546				-3,44%	
09 04 77 06	Pilot project — Digital skills: new professions, new educational methods, new jobs	DA	1.a	p.m.	238 752	DA	1.a	p.m.	p.m.	DA	1.a	p.m.	p.m.				-100,00%	
09 04 77 07	Pilot project — Developing the use of new technologies and digital tools in education	DA	1.a	p.m.	39 758	DA	1.a	p.m.	39 758	DA	1.a	p.m.	39 758					

Title Chapter Article Item	Section III - Commission		1				2				3				3-2		3/1	
	Title 09 — Communications networks, content and technology		Budget 2019				DB 2020				Council's Position on DB 2020				Difference (amount)		Difference (%)	
	DA NDA	FF	c/a	p/a	DA NDA	FF	c/a	p/a	DA NDA	FF	c/a	p/a	c/a	p/a	c/a	p/a		
09 04 77 08	Preparatory action — REIsearch (Research excellence innovation framework) — Enhancing the competitiveness of the European Research Area by increasing communication among researchers, citizens, industry and policymakers	DA	1.a	p.m.	600 000	DA	1.a	p.m.	499 232	DA	1.a	p.m.	499 232				-16,79%	
09 04 77 09	Preparatory action — Smart factories in Eastern Europe	DA	1.b	p.m.	449 313	DA	1.b	p.m.	p.m.	DA	1.b	p.m.	p.m.				-100,00%	
09 04 77 10	Pilot project — Framework of best practices to tackle child sexual abuse	DA	1.a	p.m.	431 454	DA	1.a	p.m.	345 164	DA	1.a	p.m.	345 164				-20,00%	
09 04 77 11	Pilot project — Algorithm awareness building initiative	DA	1.a	p.m.	500 000	DA	1.a	p.m.	300 000	DA	1.a	p.m.	300 000				-40,00%	
09 04 77 12	Pilot project — Digital enablers in SMEs: support for digitalisation to enhance SMEs' capacity to go international and innovate	DA	1.b	p.m.	p.m.	DA	1.b	p.m.	198 800	DA	1.b	p.m.	198 800					
09 04 77 13	Preparatory action — Digital hub network	DA	1.a	p.m.	900 000	DA	1.a	p.m.	466 460	DA	1.a	p.m.	466 460				-48,17%	
09 04 77 14	Preparatory action — Digital transformation of European industry	DA	1.a	p.m.	600 000	DA	1.a	p.m.	147 637	DA	1.a	p.m.	147 637				-75,39%	
09 04 77 15	Pilot project — Application of web accessibility requirements in web-authoring tools and platforms by default (Web Access By Default)	DA	1.a	p.m.	60 000	DA	1.a	p.m.	14 972	DA	1.a	p.m.	14 972				-75,05%	
09 04 77 16	Pilot project — European platform on vulnerable people in the Information Society: mapping best practices and socio-economic impact for the empowerment of vulnerable communities through information and communication technologies (ICTs)	DA	1.b	p.m.	300 000	DA	1.b	p.m.	398 053	DA	1.b	p.m.	398 053				+32,68%	
09 04 77 17	Pilot project — Start This Up! Start-up-based ecosystem (connecting universities, entrepreneurs and a start-up hub in Western Pomerania) harnessing regional potential away from central cities in Poland	DA	1.b	p.m.	368 074	DA	1.b	p.m.	p.m.	DA	1.b	p.m.	p.m.				-100,00%	
09 04 77 18	Preparatory action — Creating a European Digital Academy	DA	1.a	p.m.	1 190 000	DA	1.a	p.m.	680 000	DA	1.a	p.m.	680 000				-42,86%	
09 04 77 19	Pilot project — European start-up and scale-up ecosystem graph	DA	1.a	p.m.	500 000	DA	1.a	p.m.	250 000	DA	1.a	p.m.	250 000				-50,00%	
09 04 77 20	Pilot project — Art and the digital: Unleashing creativity for European industry, regions and society	DA	1.a	1 050 000	525 000	DA	1.a	p.m.	1 185 000	DA	1.a	p.m.	1 185 000				-100,00% +125,71%	
09 04 77 21	Pilot project — European Ecosystem of Distributed Ledger Technologies for Social and Public Good	DA	1.a	p.m.	420 000	DA	1.a	p.m.	120 000	DA	1.a	p.m.	120 000				-71,43%	
09 04 77 22	Pilot project — Girls 4 STEM in Europe	DA	1.a	350 000	175 000	DA	1.a	p.m.	280 000	DA	1.a	p.m.	280 000				-100,00% +60,00%	
09 04 77 23	Preparatory action — Application of web accessibility requirements in web-authoring tools and platforms by default (Web Access By Default)	DA	1.a	600 000	300 000	DA	1.a	p.m.	240 000	DA	1.a	p.m.	240 000				-100,00% -20,00%	
09 04 77 24	Pilot project — Digital European platform of quality content providers	DA	1.a	390 000	195 000	DA	1.a	p.m.	117 000	DA	1.a	p.m.	117 000				-100,00% -40,00%	

Title Chapter Article Item	Section III - Commission		1				2				3				3-2		3/1	
	Title 09 — Communications networks, content and technology		Budget 2019				DB 2020				Council's Position on DB 2020				Difference (amount)		Difference (%)	
	DA NDA	FF	c/a	p/a	DA NDA	FF	c/a	p/a	DA NDA	FF	c/a	p/a	c/a	p/a	c/a	p/a		
09 04 77 25	DA	1.a	350 000	175 000	DA	1.a	p.m.	175 000	DA	1.a	p.m.	175 000			-100,00%			
			1 955 413 080	1 702 461 672			2 137 710 972	1 810 734 901			2 038 960 972	1 809 734 901	- 98 750 000	- 1 000 000	+4,27%	+6,30%		
09 05																		
09 05 01	DA	3	120 260 000	105 800 000	DA	3	115 923 000	99 200 000	DA	3	114 695 000	99 200 000	- 1 228 000		-4,63%	-6,24%		
09 05 05	DA	3	23 546 000	21 000 000	DA	3	20 732 000	22 000 000	DA	3	18 732 000	22 000 000	- 2 000 000		-20,45%	+4,76%		
09 05 51	DA	3	p.m.	p.m.	DA	3	p.m.	p.m.	DA	3	p.m.	p.m.						
09 05 77																		
09 05 77 02	DA	3	p.m.	p.m.	DA	3	p.m.	p.m.	DA	3	p.m.	p.m.						
09 05 77 03	DA	3	p.m.	499 810	DA	3	p.m.	p.m.	DA	3	p.m.	p.m.			-100,00%			
09 05 77 04	DA	3	p.m.	299 021	DA	3	p.m.	p.m.	DA	3	p.m.	p.m.			-100,00%			
09 05 77 05	DA	3	p.m.	977 466	DA	3	p.m.	975 000	DA	3	p.m.	975 000			-0,25%			
09 05 77 06	DA	3	500 000	500 000	DA	3	p.m.	500 000	DA	3	p.m.	500 000			-100,00%			
09 05 77 07	DA	3	700 000	600 000	DA	3	p.m.	600 000	DA	3	p.m.	600 000			-100,00%			
09 05 77 08	DA	3	2 000 000	1 000 000	DA	3	p.m.	p.m.	DA	3	p.m.	p.m.			-100,00%	-100,00%		
09 05 77 09	DA	3	1 050 000	525 000	DA	3	p.m.	311 400	DA	3	p.m.	311 400			-100,00%	-40,69%		
09 05 77 10	DA	3	1 275 000	637 500	DA	3	p.m.	637 500	DA	3	p.m.	637 500			-100,00%			
			149 331 000	131 838 797			136 655 000	124 223 900			133 427 000	124 223 900	- 3 228 000		-10,65%	-5,78%		
			2 430 576 987	2 133 936 653			2 631 655 527	2 293 428 405			2 501 209 281	2 291 960 159	- 130 446 246	- 1 468 246	+2,91%	+7,41%		

Title 10 — Direct research



Title Chapter Article Item	Section III - Commission		1				2				3				3-2		3/1		
	Title 10 — Direct research		Budget 2019				DB 2020				Council's Position on DB 2020				Difference (amount)		Difference (%)		
			DA NDA	FF	c/a	p/a	DA NDA	FF	c/a	p/a	DA NDA	FF	c/a	p/a	c/a	p/a	c/a	p/a	
10 01	Title 10 — Direct research																		
	Administrative expenditure of the 'Direct research' policy area																		
10 01 05	Support expenditure for research and innovation programmes in the 'Direct research' policy area																		
10 01 05 01	NDA	1.a	144 050 494	144 050 494	NDA	1.a	146 931 504	146 931 504	NDA	1.a	146 931 504	146 931 504					+2,00%	+2,00%	
10 01 05 02	NDA	1.a	34 155 675	34 155 675	NDA	1.a	34 838 789	34 838 789	NDA	1.a	34 838 789	34 838 789					+2,00%	+2,00%	
10 01 05 03	NDA	1.a	60 344 924	60 344 924	NDA	1.a	60 718 195	60 718 195	NDA	1.a	60 718 195	60 718 195					+0,62%	+0,62%	
10 01 05 04	NDA	1.a	2 040 000	2 040 000	NDA	1.a	2 040 000	2 040 000	NDA	1.a	2 040 000	2 040 000							
10 01 05 11	NDA	1.a	55 826 000	55 826 000	NDA	1.a	56 942 520	56 942 520	NDA	1.a	56 942 520	56 942 520					+2,00%	+2,00%	
10 01 05 12	NDA	1.a	10 250 000	10 250 000	NDA	1.a	10 455 000	10 455 000	NDA	1.a	10 455 000	10 455 000					+2,00%	+2,00%	
10 01 05 13	NDA	1.a	36 360 937	36 360 937	NDA	1.a	37 455 106	37 455 106	NDA	1.a	37 455 106	37 455 106					+3,01%	+3,01%	
10 01 05 14	NDA	1.a	15 702 124	15 702 124	NDA	1.a	20 018 830	20 018 830	NDA	1.a	18 518 830	18 518 830	- 1 500 000	- 1 500 000			+17,94%	+17,94%	
	Total Chapter 10 01																	+2,56%	+2,56%
10 02	Horizon 2020 — Direct actions of the Joint Research Centre (JRC) in support of Union policies																		
10 02 01	DA	1.a	38 167 300	31 000 000	DA	1.a	38 659 347	34 500 000	DA	1.a	38 659 347	34 500 000					+1,29%	+11,29%	
10 02 50	Appropriations accruing from contributions from (non-European Economic Area) third parties to research and technological development																		
10 02 50 01	DA	1.a	p.m.	p.m.	DA	1.a	p.m.	p.m.	DA	1.a	p.m.	p.m.							
10 02 50 02	DA	1.a	p.m.	p.m.	DA	1.a	p.m.	p.m.	DA	1.a	p.m.	p.m.							

Title Chapter Article Item	Section III - Commission		1				2				3				3-2		3/1	
	Title 10 — Direct research		Budget 2019				DB 2020				Council's Position on DB 2020				Difference (amount)		Difference (%)	
			DA NDA	FF	c/a	p/a	DA NDA	FF	c/a	p/a	DA NDA	FF	c/a	p/a	c/a	p/a	c/a	p/a
10 02 51	Completion of the Seventh Framework Programme — Direct actions (2007 to 2013)		DA	1.a	p.m.	30 000	DA	1.a	p.m.	p.m.	DA	1.a	p.m.	p.m.				-100,00%
10 02 52	Completion of previous research framework programmes — Direct actions (prior to 2007)		DA	1.a	p.m.	p.m.	DA	1.a	p.m.	p.m.	DA	1.a	p.m.	p.m.				
10 02 77	Pilot projects and preparatory actions																	
10 02 77 01	Pilot project — Establishment of a European Commission Public Sector Innovation Lab		DA	1.a	p.m.	p.m.	DA	1.a	p.m.	p.m.	DA	1.a	p.m.	p.m.				
10 02 77 02	Pilot project — Organisation of large-scale events — 'Science meets Parliaments and Regions'		DA	1.a	p.m.	500 000	DA	1.a	p.m.	150 000	DA	1.a	p.m.	150 000				-70,00%
10 02 77 03	Pilot project — Implementation of the research methodology 'Multidimensional Inequality Framework' research methodology for the European Union		DA	1.b	1 275 000	637 500	DA	1.a	p.m.	637 500	DA	1.a	p.m.	637 500				-100,00%
10 02 77 04	Pilot project — Integrated techniques for the seismic strengthening and energy efficiency of existing buildings		DA	1.b	1 275 000	637 500	DA	1.b	p.m.	637 500	DA	1.b	p.m.	637 500				-100,00%
	Total Chapter 10 02				40 717 300	32 805 000			38 659 347	35 925 000			38 659 347	35 925 000				-5,05% +9,51%
10 03	Euratom Programme — Direct actions																	
10 03 01	Euratom activities of Direct Research		DA	1.a	12 094 519	11 000 000	DA	1.a	13 701 830	12 000 000	DA	1.a	12 101 830	11 500 000	- 1 600 000	- 500 000	+0,06%	+4,55%
10 03 50	Appropriations accruing from contributions from (non-European Economic Area) third parties to research and technological development																	
10 03 50 01	Appropriations accruing from contributions from (non-European Economic Area) third parties to research and technological development (2014 to 2020)		DA	1.a	p.m.	p.m.	DA	1.a	p.m.	p.m.	DA	1.a	p.m.	p.m.				
10 03 50 02	Appropriations accruing from contributions from (non-European Economic Area) third parties to research and technological development (prior to 2014)		DA	1.a	p.m.	p.m.	DA	1.a	p.m.	p.m.	DA	1.a	p.m.	p.m.				
10 03 51	Completion of the Seventh Framework Programme — Euratom (2007 to 2013)		DA	1.a	p.m.	p.m.	DA	1.a	p.m.	p.m.	DA	1.a	p.m.	p.m.				
10 03 52	Completion of previous Euratom framework programmes (prior to 2007)		DA	1.a	p.m.	p.m.	DA	1.a	p.m.	p.m.	DA	1.a	p.m.	p.m.				
	Total Chapter 10 03				12 094 519	11 000 000			13 701 830	12 000 000			12 101 830	11 500 000	- 1 600 000	- 500 000	+0,06%	+4,55%
10 04	Other activities of the Joint Research Centre																	
10 04 02	Provision of services and work on behalf of outside bodies		DA	1.a	p.m.	p.m.	DA	1.a	p.m.	p.m.	DA	1.a	p.m.	p.m.				

Title Chapter Article Item	Section III - Commission		1				2				3				3-2		3/1	
	Title 10 — Direct research		Budget 2019				DB 2020				Council's Position on DB 2020				Difference (amount)		Difference (%)	
			DA NDA	FF	c/a	p/a	DA NDA	FF	c/a	p/a	DA NDA	FF	c/a	p/a	c/a	p/a	c/a	p/a
10 04 03	Scientific and technical support for Union policies on a competitive basis		DA	l.a	p.m.	p.m.	DA	l.a	p.m.	p.m.	DA	l.a	p.m.	p.m.				
10 04 04	Operation of the high-flux reactor (HFR)																	
10 04 04 01	Operation of the high-flux reactor (HFR) — Supplementary HFR programmes		DA	l.a	p.m.	p.m.	DA	l.a	p.m.	p.m.	DA	l.a	p.m.	p.m.				
10 04 04 02	Operation of the high-flux reactor (HFR) — Completion of previous supplementary HFR programmes		DA	l.a	p.m.	p.m.	DA	l.a	p.m.	p.m.	DA	l.a	p.m.	p.m.				
	Total Chapter 10 04				p.m.	p.m.			p.m.	p.m.			p.m.	p.m.				
10 05	Historical liabilities resulting from nuclear activities carried out by the Joint Research Centre pursuant to the Euratom Treaty																	
10 05 01	Decommissioning of Euratom obsolete nuclear facilities and final disposal of wastes		DA	l.a	30 845 000	27 000 000	DA	l.a	31 623 000	29 500 000	DA	l.a	31 623 000	29 500 000			+2,52%	+9,26%
	Total Chapter 10 05				30 845 000	27 000 000			31 623 000	29 500 000			31 623 000	29 500 000			+2,52%	+9,26%
	Total Title 10				442 386 973	429 535 154			453 384 121	446 824 944			450 284 121	444 824 944	- 3 100 000	- 2 000 000	+1,79%	+3,56%

Title 11 — Maritime affairs and fisheries

Title Chapter Article Item	Section III - Commission		1				2				3				3-2		3/1	
	Title 11 — Maritime affairs and fisheries		Budget 2019				DB 2020				Council's Position on DB 2020				Difference (amount)		Difference (%)	
			DA NDA	FF	c/a	p/a	DA NDA	FF	c/a	p/a	DA NDA	FF	c/a	p/a	c/a	p/a	c/a	p/a
11 01	Title 11 — Maritime affairs and fisheries																	
	Administrative expenditure of the 'Maritime affairs and fisheries' policy area																	
11 01 01	Expenditure relating to officials and temporary staff in the 'Maritime affairs and fisheries' policy area		NDA	5.2	31 335 358	31 335 358	NDA	5.2	31 780 543	31 780 543	NDA	5.2	31 554 737	31 554 737	- 225 806	- 225 806	+0,70%	+0,70%
11 01 02	External personnel and other management expenditure in support of the 'Maritime affairs and fisheries' policy area																	
11 01 02 01	External personnel		NDA	5.2	2 358 053	2 358 053	NDA	5.2	2 396 761	2 396 761	NDA	5.2	2 312 386	2 312 386	- 84 375	- 84 375	-1,94%	-1,94%
11 01 02 11	Other management expenditure		NDA	5.2	2 672 342	2 672 342	NDA	5.2	2 671 073	2 671 073	NDA	5.2	2 671 073	2 671 073			-0,05%	-0,05%
11 01 03	Expenditure relating to information and communication technology equipment and services of the 'Maritime affairs and fisheries' policy area		NDA	5.2	2 100 748	2 100 748	NDA	5.2	2 084 729	2 084 729	NDA	5.2	1 926 664	1 926 664	- 158 065	- 158 065	-8,29%	-8,29%
11 01 04	Support expenditure for operations and programmes in the 'Maritime affairs and fisheries' policy area																	
11 01 04 01	Support expenditure for Maritime affairs and fisheries — Non-operational administrative and technical assistance		NDA	2	3 600 000	3 600 000	NDA	2	3 602 021	3 602 021	NDA	2	3 602 021	3 602 021			+0,06%	+0,06%
11 01 06	Executive agencies																	
11 01 06 01	Executive Agency for Small and Medium-sized Enterprises — Contribution from European Maritime and Fisheries Fund (EMFF)		NDA	2	3 225 000	3 225 000	NDA	2	3 296 979	3 296 979	NDA	2	3 296 979	3 296 979			+2,23%	+2,23%
	Total Chapter 11 01				45 291 501	45 291 501			45 832 106	45 832 106			45 363 860	45 363 860	- 468 246	- 468 246	+0,16%	+0,16%
11 03	Compulsory contributions to Regional Fisheries Management Organisations and other International Organisations and Sustainable Fisheries Agreements																	
11 03 01	Establishing a governance framework for fishing activities carried out by Union fishing vessels in third country waters		DA	2	25 441 978	27 884 978	DA	2	57 856 978	57 931 978	DA	2	57 856 978	57 931 978			+127,41%	+107,75%
	Reserve (40 02 41)				117 158 000	108 850 000			84 743 000	79 200 000			80 743 000	79 200 000	- 4 000 000		-31,08%	-27,24%
					142 599 978	136 734 978			142 599 978	137 131 978			138 599 978	137 131 978	- 4 000 000		-2,81%	+0,29%

Title Chapter Article Item	Section III - Commission		1				2				3				3-2		3/1	
	Title 11 — Maritime affairs and fisheries		Budget 2019				DB 2020				Council's Position on DB 2020				Difference (amount)		Difference (%)	
	DA NDA	FF	c/a	p/a	DA NDA	FF	c/a	p/a	DA NDA	FF	c/a	p/a	c/a	p/a	c/a	p/a		
11 03 02	DA	2	5 300 000	5 300 000	DA	2	5 400 000	5 400 000	DA	2	5 400 000	5 400 000			+1,89%	+1,89%		
			30 741 978	33 184 978			63 256 978	63 331 978			63 256 978	63 331 978			+105,77%	+90,85%		
			117 158 000	108 850 000			84 743 000	79 200 000			80 743 000	79 200 000	- 4 000 000		-31,08%	-27,24%		
			147 899 978	142 034 978			147 999 978	142 531 978			143 999 978	142 531 978	- 4 000 000		-2,64%	+0,35%		
11 06																		
11 06 09	DA	2	p.m.	p.m.	DA	2	p.m.	p.m.	DA	2	p.m.	p.m.						
11 06 11	DA	2	p.m.	p.m.	DA	2	p.m.	p.m.	DA	2	p.m.	p.m.						
11 06 12	DA	2	p.m.	p.m.	DA	2	p.m.	p.m.	DA	2	p.m.	p.m.						
11 06 13	DA	2	p.m.	p.m.	DA	2	p.m.	p.m.	DA	2	p.m.	p.m.						
11 06 14	DA	2	p.m.	p.m.	DA	2	p.m.	p.m.	DA	2	p.m.	p.m.						
11 06 15	DA	2	p.m.	p.m.	DA	2	p.m.	p.m.	DA	2	p.m.	p.m.						
11 06 51	DA	2	p.m.	p.m.	DA	2	p.m.	p.m.	DA	2	p.m.	p.m.						
11 06 52	DA	2	p.m.	p.m.	DA	2	p.m.	p.m.	DA	2	p.m.	p.m.						
11 06 60	DA	2	843 250 018	490 000 000	DA	2	858 467 679	680 000 000	DA	2	858 467 679	680 000 000			+1,80%	+38,78%		
11 06 61	DA	2	49 340 314	41 100 000	DA	2	50 740 000	45 000 000	DA	2	50 740 000	45 000 000			+2,84%	+9,49%		

Title Chapter Article Item	Section III - Commission		1				2				3				3-2		3/1	
	Title 11 — Maritime affairs and fisheries		Budget 2019				DB 2020				Council's Position on DB 2020				Difference (amount)		Difference (%)	
			DA NDA	FF	c/a	p/a	DA NDA	FF	c/a	p/a	DA NDA	FF	c/a	p/a	c/a	p/a	c/a	p/a
11 06 62	Accompanying measures for the Common Fisheries Policy and the Integrated Maritime Policy																	
11 06 62 01	DA	2	9 300 000	6 900 000	DA	2	10 817 000	8 300 000	DA	2	10 817 000	8 300 000			+16,31%	+20,29%		
11 06 62 02	DA	2	5 500 000	4 400 000	DA	2	5 500 000	5 500 000	DA	2	5 500 000	5 500 000				+25,00%		
11 06 62 03	DA	2	13 640 000	9 500 000	DA	2	13 040 242	12 000 000	DA	2	13 040 242	12 000 000			-4,40%	+26,32%		
11 06 62 04	DA	2	5 900 000	4 100 000	DA	2	5 900 000	4 200 000	DA	2	5 900 000	4 200 000				+2,44%		
11 06 62 05	DA	2	4 400 000	4 000 000	DA	2	4 840 000	4 100 000	DA	2	4 840 000	4 100 000			+10,00%	+2,50%		
11 06 63	European Maritime and Fisheries Fund (EMFF) — Technical assistance																	
11 06 63 01	DA	2	3 900 000	3 900 000	DA	2	4 050 217	3 900 000	DA	2	4 050 217	3 900 000			+3,85%			
11 06 63 02	DA	2	p.m.	p.m.	DA	2	p.m.	p.m.	DA	2	p.m.	p.m.						
11 06 64	European Fisheries Control Agency																	
11 06 77	Pilot projects and preparatory actions																	
11 06 77 02	DA	2	p.m.	p.m.	DA	2	p.m.	p.m.	DA	2	p.m.	p.m.						
11 06 77 06	DA	2	p.m.	p.m.	DA	2	p.m.	p.m.	DA	2	p.m.	p.m.						
11 06 77 07	DA	2	p.m.	361 655	DA	2	p.m.	p.m.	DA	2	p.m.	p.m.				-100,00%		
11 06 77 08	DA	2	p.m.	p.m.	DA	2	p.m.	p.m.	DA	2	p.m.	p.m.						
11 06 77 09	DA	2	p.m.	150 000	DA	2	p.m.	p.m.	DA	2	p.m.	p.m.				-100,00%		
11 06 77 10	DA	2	p.m.	p.m.	DA	2	p.m.	p.m.	DA	2	p.m.	p.m.						

Title Chapter Article Item	Section III - Commission		1				2				3				3-2		3/1	
	Title 11 — Maritime affairs and fisheries		Budget 2019				DB 2020				Council's Position on DB 2020				Difference (amount)		Difference (%)	
	DA NDA	FF	c/a	p/a	DA NDA	FF	c/a	p/a	DA NDA	FF	c/a	p/a	c/a	p/a	c/a	p/a		
11 06 77 11	DA	2	p.m.	p.m.	DA	2	p.m.	p.m.	DA	2	p.m.	p.m.						
11 06 77 13	DA	2	p.m.	300 000	DA	2	p.m.	p.m.	DA	2	p.m.	p.m.				-100,00%		
11 06 77 14	DA	2	p.m.	390 000	DA	2	p.m.	400 000	DA	2	p.m.	400 000				+2,56%		
11 06 77 15	DA	2	p.m.	210 000	DA	2	p.m.	350 000	DA	2	p.m.	350 000				+66,67%		
11 06 77 16	DA	2	p.m.	150 000	DA	2	p.m.	200 000	DA	2	p.m.	200 000				+33,33%		
11 06 77 17	DA	2	p.m.	90 000	DA	2	p.m.	150 000	DA	2	p.m.	150 000				+66,67%		
Total Chapter 11 06			951 736 633	582 057 956			970 092 193	780 837 055			970 092 193	780 837 055			+1,93%	+34,15%		
Total Title 11			1 027 770 112	660 534 435			1 079 181 277	890 001 139			1 078 713 031	889 532 893	- 468 246	- 468 246	+4,96%	+34,67%		
Reserve (40 02 41)			117 158 000	108 850 000			84 743 000	79 200 000			80 743 000	79 200 000	- 4 000 000		-31,08%	-27,24%		
			1 144 928 112	769 384 435			1 163 924 277	969 201 139			1 159 456 031	968 732 893	- 4 468 246		+1,27%	+25,91%		

Title 12 — Financial stability, Financial services and Capital markets union



Title Chapter Article Item	Section III - Commission		1				2				3				3-2		3/1	
	Title 12 — Financial stability, Financial services and Capital markets union		Budget 2019				DB 2020				Council's Position on DB 2020				Difference (amount)		Difference (%)	
	DA NDA	FF	c/a	p/a	DA NDA	FF	c/a	p/a	DA NDA	FF	c/a	p/a	c/a	p/a	c/a	p/a		
12 01	Title 12 — Financial stability, Financial services and Capital markets union																	
12 01 01	Administrative expenditure of the 'Financial stability, financial services and capital markets union' policy area																	
12 01 01	NDA	5.2	37 554 590	37 554 590	NDA	5.2	38 484 250	38 484 250	NDA	5.2	38 258 444	38 258 444	- 225 806	- 225 806	+1,87%	+1,87%		
12 01 02	Expenditure related to officials and temporary staff in the 'Financial stability, financial services and capital markets union' policy area																	
12 01 02 01	External personnel																	
12 01 02 01	NDA	5.2	3 370 779	3 370 779	NDA	5.2	3 442 293	3 442 293	NDA	5.2	3 357 918	3 357 918	- 84 375	- 84 375	-0,38%	-0,38%		
12 01 02 11	Other management expenditure																	
12 01 02 11	NDA	5.2	2 253 781	2 253 781	NDA	5.2	2 329 993	2 329 993	NDA	5.2	2 329 993	2 329 993			+3,38%	+3,38%		
12 01 03	Expenditure related to information and communication technology equipment and services of the 'Financial stability, financial services and capital markets union' policy area																	
12 01 03	NDA	5.2	2 517 691	2 517 691	NDA	5.2	2 524 477	2 524 477	NDA	5.2	2 366 412	2 366 412	- 158 065	- 158 065	-6,01%	-6,01%		
	Total Chapter 12 01																	
			45 696 841	45 696 841			46 781 013	46 781 013			46 312 767	46 312 767	- 468 246	- 468 246	+1,35%	+1,35%		
12 02	Financial services and capital markets																	
12 02 01	Implementation and development of the single market for financial services																	
12 02 01	DA	1.a	3 500 000	4 600 000	DA	1.a	3 316 355	3 450 000	DA	1.a	3 316 355	3 450 000			-5,25%	-25,00%		
12 02 03	Standards in the fields of financial reporting and auditing																	
12 02 03	DA	1.a	8 615 000	8 515 000	DA	1.a	8 788 000	8 739 500	DA	1.a	8 788 000	8 739 500			+2,01%	+2,64%		
12 02 04	European Banking Authority (EBA)																	
12 02 04	DA	1.a	19 158 256	19 158 256	DA	1.a	18 973 718	18 973 718	DA	1.a	18 973 718	18 973 718			-0,96%	-0,96%		
12 02 05	European Insurance and Occupational Pensions Authority (EIOPA)																	
12 02 05	DA	1.a	12 374 234	12 374 234	DA	1.a	10 762 303	10 762 303	DA	1.a	10 762 303	10 762 303			-13,03%	-13,03%		
12 02 06	European Securities and Markets Authority (ESMA)																	
12 02 06	DA	1.a	27 235 160	27 235 160	DA	1.a	24 017 376	24 017 376	DA	1.a	24 017 376	24 017 376			-11,81%	-11,81%		
12 02 08	Enhancing the involvement of consumers and other end-users in Union policy-making in financial services																	
12 02 08	DA	1.a	1 500 000	1 500 000	DA	1.a	1 500 000	1 500 000	DA	1.a	1 500 000	1 500 000						
12 02 77	Pilot projects and preparatory actions																	
12 02 77 06	Pilot project — Horizontal Task Force on Distributed Ledger Technology and government use cases																	
12 02 77 06	DA	1.a	p.m.	593 000	DA	1.a	p.m.	446 532	DA	1.a	p.m.	446 532				-24,70%		

Title Chapter Article Item	Section III - Commission		1				2				3				3-2		3/1	
	Title 12 — Financial stability, Financial services and Capital markets union		Budget 2019				DB 2020				Council's Position on DB 2020				Difference (amount)		Difference (%)	
	DA NDA	FF	c/a	p/a	DA NDA	FF	c/a	p/a	DA NDA	FF	c/a	p/a	c/a	p/a	c/a	p/a		
12 02 77 07	DA	1.a	p.m.	250 000	DA	1.a	p.m.	p.m.	DA	1.a	p.m.	p.m.					-100,00%	
12 02 77 08	DA	1.a	p.m.	200 000	DA	1.a	p.m.	190 000	DA	1.a	p.m.	190 000					-5,00%	
12 02 77 09	DA	1.a	550 000	275 000	DA	1.a	p.m.	550 000	DA	1.a	p.m.	550 000					-100,00% +100,00%	
Total Chapter 12 02				72 932 650			74 700 650			67 357 752			68 629 429				-7,64% -8,13%	
Total Title 12				118 629 491			120 397 491			114 138 765			115 410 442			- 468 246	- 468 246 -4,18% -4,53%	

Title 13 — Regional and Urban policy



Title Chapter Article Item	Section III - Commission				1				2				3				3-2		3/1	
	Title 13 — Regional and Urban policy				Budget 2019				DB 2020				Council's Position on DB 2020				Difference (amount)		Difference (%)	
	DA NDA	FF	c/a	p/a	DA NDA	FF	c/a	p/a	DA NDA	FF	c/a	p/a	c/a	p/a	c/a	p/a				
13 01	Title 13 — Regional and Urban policy																			
13 01 01	Administrative expenditure of the 'Regional and urban policy' policy area																			
13 01 01	NDA	5.2	64 225 525	64 225 525	NDA	5.2	66 292 226	66 292 226	NDA	5.2	66 066 420	66 066 420	- 225 806	- 225 806	+2,87%	+2,87%				
13 01 02	Expenditure related to officials and temporary staff in the 'Regional and urban policy' policy area																			
13 01 02 01	External personnel and other management expenditure in support of the 'Regional and urban policy' policy area																			
13 01 02 01	NDA	5.2	2 027 632	2 027 632	NDA	5.2	2 106 282	2 106 282	NDA	5.2	2 021 907	2 021 907	- 84 375	- 84 375	-0,28%	-0,28%				
13 01 02 11	NDA	5.2	2 547 285	2 547 285	NDA	5.2	2 592 613	2 592 613	NDA	5.2	2 592 613	2 592 613			+1,78%	+1,78%				
13 01 03	NDA	5.2	4 305 733	4 305 733	NDA	5.2	4 348 615	4 348 615	NDA	5.2	4 190 550	4 190 550	- 158 065	- 158 065	-2,68%	-2,68%				
13 01 04	Expenditure related to information and communication technology equipment and services of the 'Regional and urban policy' policy area																			
13 01 04 01	Support expenditure for operations and programmes in the 'Regional and urban policy' policy area																			
13 01 04 01	NDA	1.b	11 160 000	11 160 000	NDA	1.b	10 860 000	10 860 000	NDA	1.b	10 860 000	10 860 000			-2,69%	-2,69%				
13 01 04 02	NDA	4	1 951 902	1 951 902	NDA	4	1 951 902	1 951 902	NDA	4	1 951 902	1 951 902								
13 01 04 03	NDA	1.b	4 140 000	4 140 000	NDA	1.b	4 140 000	4 140 000	NDA	1.b	4 140 000	4 140 000								
13 01 04 04	NDA	1.b	1 049 000	1 049 000	NDA	1.b	1 930 000	1 930 000	NDA	1.b	1 930 000	1 930 000			+83,98%	+83,98%				
	Total Chapter 13 01																			
			91 407 077	91 407 077			94 221 638	94 221 638			93 753 392	93 753 392	- 468 246	- 468 246	+2,57%	+2,57%				
13 03	European Regional Development Fund and other regional operations																			
13 03 01	DA	1.b	p.m.	p.m.	DA	1.b	p.m.	p.m.	DA	1.b	p.m.	p.m.								
13 03 02	DA	1.b	p.m.	p.m.	DA	1.b	p.m.	p.m.	DA	1.b	p.m.	p.m.								
13 03 03	DA	1.b	p.m.	p.m.	DA	1.b	p.m.	p.m.	DA	1.b	p.m.	p.m.								
13 03 04	DA	1.b	p.m.	p.m.	DA	1.b	p.m.	p.m.	DA	1.b	p.m.	p.m.								

Title Chapter Article Item	Section III - Commission		1				2				3				3-2		3/1	
	Title 13 — Regional and Urban policy		Budget 2019				DB 2020				Council's Position on DB 2020				Difference (amount)		Difference (%)	
			DA NDA	FF	c/a	p/a	DA NDA	FF	c/a	p/a	DA NDA	FF	c/a	p/a	c/a	p/a	c/a	p/a
13 03 05	Completion of European Regional Development Fund (ERDF) — Objective 2 (prior to 2000)	DA	l.b	p.m.	p.m.	DA	l.b	p.m.	p.m.	DA	l.b	p.m.	p.m.					
13 03 06	Completion of Urban (2000 to 2006)	DA	l.b	p.m.	p.m.	DA	l.b	p.m.	p.m.	DA	l.b	p.m.	p.m.					
13 03 07	Completion of earlier programmes — Community initiatives (prior to 2000)	DA	l.b	p.m.	p.m.	DA	l.b	p.m.	p.m.	DA	l.b	p.m.	p.m.					
13 03 12	Union contribution to the International Fund for Ireland	DA	l.a	p.m.	p.m.	DA	l.a	p.m.	p.m.	DA	l.a	p.m.	p.m.					
13 03 13	Completion of Interreg III Community initiative (2000 to 2006)	DA	l.b	p.m.	p.m.	DA	l.b	p.m.	p.m.	DA	l.b	p.m.	p.m.					
13 03 16	Completion of European Regional Development Fund (ERDF) — Convergence	DA	l.b	p.m.	2 367 311 937	DA	l.b	p.m.	p.m.	DA	l.b	p.m.	p.m.				-100,00%	
13 03 17	Completion of European Regional Development Fund (ERDF) — PEACE	DA	l.b	p.m.	p.m.	DA	l.b	p.m.	p.m.	DA	l.b	p.m.	p.m.					
13 03 18	Completion of European Regional Development Fund (ERDF) — Regional competitiveness and employment	DA	l.b	p.m.	334 777 186	DA	l.b	p.m.	p.m.	DA	l.b	p.m.	p.m.				-100,00%	
13 03 19	Completion of European Regional Development Fund (ERDF) — European territorial cooperation	DA	l.b	p.m.	p.m.	DA	l.b	p.m.	p.m.	DA	l.b	p.m.	p.m.					
13 03 20	Completion of European Regional Development Fund (ERDF) — Operational technical assistance	DA	l.b	p.m.	p.m.	DA	l.b	p.m.	p.m.	DA	l.b	p.m.	p.m.					
13 03 31	Completion of technical assistance and dissemination of information on the European Union strategy for the Baltic Sea region and an improved knowledge of macro-regions strategy (2007 to 2013)	DA	l.b	p.m.	p.m.	DA	l.b	p.m.	p.m.	DA	l.b	p.m.	p.m.					
13 03 60	European Regional Development Fund (ERDF) — Less developed regions — Investment for growth and jobs goal	DA	l.b	20 146 360 530	16 096 000 320	DA	l.b	20 801 122 934	18 613 726 293	DA	l.b	20 801 122 934	18 613 726 293			+3,25%	+15,64%	
13 03 61	European Regional Development Fund (ERDF) — Transition regions — Investment for growth and jobs goal	DA	l.b	3 913 198 968	2 888 075 523	DA	l.b	3 988 795 518	3 076 711 765	DA	l.b	3 988 795 518	3 076 711 765			+1,93%	+6,53%	
13 03 62	European Regional Development Fund (ERDF) — More developed regions — Investment for growth and jobs goal	DA	l.b	4 880 586 010	3 674 229 500	DA	l.b	4 977 523 735	4 198 026 179	DA	l.b	4 977 523 735	4 198 026 179			+1,99%	+14,26%	

Title Chapter Article Item	Section III - Commission		1				2				3				3-2		3/1	
	Title 13 — Regional and Urban policy		Budget 2019				DB 2020				Council's Position on DB 2020				Difference (amount)		Difference (%)	
			DA NDA	FF	c/a	p/a	DA NDA	FF	c/a	p/a	DA NDA	FF	c/a	p/a	c/a	p/a	c/a	p/a
13 03 63	European Regional Development Fund (ERDF) — Additional allocation for outermost and sparsely populated regions — Investment for growth and jobs goal		DA	1.b	231 004 998	176 442 251	DA	1.b	235 627 457	201 595 787	DA	1.b	235 627 457	201 595 787			+2,00%	+14,26%
13 03 64	European Regional Development Fund (ERDF) — European territorial cooperation																	
13 03 64 01	European Regional Development Fund (ERDF) — European territorial cooperation		DA	1.b	1 847 678 607	1 058 973 184	DA	1.b	1 884 632 310	1 209 939 975	DA	1.b	1 884 632 310	1 209 939 975			+2,00%	+14,26%
13 03 64 02	Participation of candidate countries and potential candidates in ERDF ETC— Contribution from Heading 4 (IPA II)		DA	4	9 775 812	9 506 490	DA	4	9 971 331	8 448 599	DA	4	9 971 331	8 448 599			+2,00%	-11,13%
13 03 64 03	Participation of European neighbourhood countries in ERDF ETC — Contribution from Heading 4 (ENI)		DA	4	1 578 817	p.m.	DA	4	p.m.	22 000	DA	4	p.m.	22 000			-100,00%	
13 03 65	European Regional Development Fund (ERDF) — Operational technical assistance																	
13 03 65 01	European Regional Development Fund (ERDF) — Operational technical assistance		DA	1.b	77 601 659	66 501 422	DA	1.b	78 101 757	66 249 783	DA	1.b	78 101 757	66 249 783			+0,64%	-0,38%
13 03 65 02	European Regional Development Fund (ERDF) — Operational technical assistance managed by the Commission at the request of a Member State		DA	1.b	p.m.	8 541 263	DA	1.b	p.m.	2 700 000	DA	1.b	p.m.	2 700 000				-68,39%
13 03 66	European Regional Development Fund (ERDF) — Innovative Actions in the field of Sustainable Urban Development		DA	1.b	55 235 371	44 188 297	DA	1.b	56 340 079	65 283 528	DA	1.b	56 340 079	65 283 528			+2,00%	+47,74%
13 03 67	Macro-regional strategies 2014-2020 — European Strategy for the Baltic Sea Region — Technical Assistance		DA	1.b	p.m.	p.m.	DA	1.b	p.m.	p.m.	DA	1.b	p.m.	p.m.				
13 03 68	Macro-regional strategies 2014-2020 — European Union Strategy for the Danube region — Technical Assistance		DA	1.b	p.m.	500 000	DA	1.b	p.m.	p.m.	DA	1.b	p.m.	p.m.				-100,00%
13 03 77	Pilot projects and preparatory actions																	
13 03 77 03	Preparatory action — Promoting a more favourable environment for micro-credit in Europe		DA	1.b	p.m.	p.m.	DA	1.b	p.m.	p.m.	DA	1.b	p.m.	p.m.				
13 03 77 07	Preparatory action — The definition of governance model for the European Union Danube Region — better and effective coordination		DA	1.b	p.m.	p.m.	DA	1.b	p.m.	p.m.	DA	1.b	p.m.	p.m.				

Title Chapter Article Item	Section III - Commission		1				2				3				3-2		3/1	
	Title 13 — Regional and Urban policy		Budget 2019				DB 2020				Council's Position on DB 2020				Difference (amount)		Difference (%)	
	DA NDA	FF	c/a	p/a	DA NDA	FF	c/a	p/a	DA NDA	FF	c/a	p/a	c/a	p/a	c/a	p/a		
13 03 77 12	DA	1.b	p.m.	755 000	DA	1.b	p.m.	811 000	DA	1.b	p.m.	811 000					+7,42%	
13 03 77 15	DA	1.b	p.m.	p.m.	DA	1.b	p.m.	p.m.	DA	1.b	p.m.	p.m.						
13 03 77 17	DA	1.b	p.m.	1 738 000	DA	1.b	p.m.	1 817 890	DA	1.b	p.m.	1 817 890					+4,60%	
13 03 77 18	DA	1.b	p.m.	1 500 000	DA	1.b	p.m.	2 000 000	DA	1.b	p.m.	2 000 000					+33,33%	
13 03 77 19	DA	1.b	p.m.	1 000 000	DA	1.b	p.m.	2 100 000	DA	1.b	p.m.	2 100 000					+110,00%	
13 03 77 20	DA	1.b	p.m.	p.m.	DA	1.b	p.m.	p.m.	DA	1.b	p.m.	p.m.						
13 03 77 21	DA	1.b	p.m.	650 000	DA	1.b	p.m.	785 000	DA	1.b	p.m.	785 000					+20,77%	
13 03 77 22	DA	1.b	p.m.	1 000 000	DA	1.b	p.m.	527 199	DA	1.b	p.m.	527 199					-47,28%	
13 03 77 23	DA	1.b	p.m.	1 000 000	DA	1.b	p.m.	960 868	DA	1.b	p.m.	960 868					-3,91%	
13 03 77 24	DA	1.b	p.m.	450 000	DA	1.b	p.m.	351 582	DA	1.b	p.m.	351 582					-21,87%	
13 03 77 25	DA	1.b	300 000	150 000	DA	1.b	p.m.	150 000	DA	1.b	p.m.	150 000					-100,00%	
Total Chapter 13 03				31 163 320 772	26 733 290 373		32 032 115 121	27 452 207 448			32 032 115 121	27 452 207 448					+2,79%	+2,69%
13 04	Cohesion Fund (CF)																	
13 04 01	DA	1.b	p.m.	p.m.	DA	1.b	p.m.	p.m.	DA	1.b	p.m.	p.m.						
13 04 02	DA	1.b	p.m.	p.m.	DA	1.b	p.m.	p.m.	DA	1.b	p.m.	p.m.						
13 04 60	DA	1.b	9 753 622 052	7 706 279 222	DA	1.b	10 064 646 374	8 300 000 000	DA	1.b	10 064 646 374	8 300 000 000					+3,19%	+7,70%
13 04 61	Cohesion Fund — Operational technical assistance																	
13 04 61 01	DA	1.b	24 458 747	22 540 239	DA	1.b	24 656 318	22 814 696	DA	1.b	24 656 318	22 814 696					+0,81%	+1,22%

Title Chapter Article Item	Section III - Commission		1				2				3				3-2		3/1	
	Title 13 — Regional and Urban policy		Budget 2019				DB 2020				Council's Position on DB 2020				Difference (amount)		Difference (%)	
			DA NDA	FF	c/a	p/a	DA NDA	FF	c/a	p/a	DA NDA	FF	c/a	p/a	c/a	p/a	c/a	p/a
13 04 61 02	Cohesion Fund — Operational technical assistance managed by the Commission at the request of a Member State		DA	1.b	p.m.	1 857 174	DA	1.b	p.m.	350 000	DA	1.b	p.m.	350 000				-81,15%
	Total Chapter 13 04				9 778 080 799	7 730 676 635			10 089 302 692	8 323 164 696			10 089 302 692	8 323 164 696			+3,18%	+7,66%
13 05	Instrument for Pre-Accession Assistance — Regional development and regional and territorial cooperation																	
13 05 01	Instrument for Structural Policies for Pre-accession (ISPA) — Completion of previous projects (2000 to 2006)																	
13 05 01 01	Instrument for Structural Policies for Pre-accession (ISPA) — Completion of other previous projects (2000 to 2006)		DA	4	p.m.	p.m.	DA	4	p.m.	p.m.	DA	4	p.m.	p.m.				
13 05 01 02	Instrument for Structural Policies for Pre-accession — Closure of pre-accession assistance relating to eight applicant countries		DA	4	p.m.	p.m.	DA	4	p.m.	p.m.	DA	4	p.m.	p.m.				
13 05 02	Instrument for Pre-Accession Assistance (IPA) — Completion of Regional development component (2007 to 2013)		DA	4	p.m.	74 947 842	DA	4	p.m.	p.m.	DA	4	p.m.	p.m.				-100,00%
13 05 03	Instrument for Pre-Accession Assistance (IPA) — Completion of cross-border cooperation (CBC) component (2007 to 2013)																	
13 05 03 01	Completion of cross-border cooperation (CBC) — Contribution from Subheading 1b		DA	1.b	p.m.	5 419 464	DA	1.b	p.m.	p.m.	DA	1.b	p.m.	p.m.				-100,00%
13 05 03 02	Completion of cross-border cooperation (CBC) and participation of candidate and potential candidate countries in Structural Funds' transnational and interregional cooperation programmes — Contribution from Heading 4		DA	4	p.m.	4 942 800	DA	4	p.m.	p.m.	DA	4	p.m.	p.m.				-100,00%
13 05 60	Support to Albania, Bosnia and Herzegovina, Kosovo, Montenegro, Serbia and North Macedonia																	
13 05 60 01	Support for political reforms and related progressive alignment with the Union acquis		DA	4	p.m.	p.m.	DA	4	p.m.	p.m.	DA	4	p.m.	p.m.				
13 05 60 02	Support for economic, social and territorial development and related progressive alignment with the Union acquis		DA	4	p.m.	p.m.	DA	4	p.m.	p.m.	DA	4	p.m.	p.m.				
13 05 61	Support to Iceland																	
13 05 61 01	Support for political reforms and related progressive alignment with the Union acquis		DA	4	p.m.	p.m.	DA	4	p.m.	p.m.	DA	4	p.m.	p.m.				
13 05 61 02	Support for economic, social and territorial development and related progressive alignment with the Union acquis		DA	4	p.m.	p.m.	DA	4	p.m.	p.m.	DA	4	p.m.	p.m.				
13 05 62	Support to Turkey																	

Title Chapter Article Item	Section III - Commission		1				2				3				3-2		3/1	
	Title 13 — Regional and Urban policy		Budget 2019				DB 2020				Council's Position on DB 2020				Difference (amount)		Difference (%)	
	DA NDA	FF	c/a	p/a	DA NDA	FF	c/a	p/a	DA NDA	FF	c/a	p/a	c/a	p/a	c/a	p/a		
13 05 62 01	DA	4	p.m.	p.m.	DA	4	p.m.	p.m.	DA	4	p.m.	p.m.						
13 05 62 02	DA	4	p.m.	p.m.	DA	4	p.m.	p.m.	DA	4	p.m.	p.m.						
13 05 63	Regional integration and territorial cooperation																	
13 05 63 01	DA	1.b	45 726 802	21 092 361	DA	1.b	46 641 341	21 792 990	DA	1.b	46 641 341	21 792 990			+2,00%	+3,32%		
13 05 63 02	DA	4	45 726 802	21 092 361	DA	4	34 795 045	21 792 990	DA	4	34 795 045	21 792 990			-23,91%	+3,32%		
	Total Chapter 13 05		91 453 604	127 494 828			81 436 386	43 585 980			81 436 386	43 585 980			-10,95%	-65,81%		
13 06	Solidarity Fund																	
13 06 01	DA	9.3	50 000 000	50 000 000	DA	9.3	50 000 000	50 000 000	DA	9.3	50 000 000	50 000 000						
13 06 02	DA	9.3	p.m.	p.m.	DA	9.3	p.m.	p.m.	DA	9.3	p.m.	p.m.						
	Total Chapter 13 06		50 000 000	50 000 000			50 000 000	50 000 000			50 000 000	50 000 000						
13 07	Aid Regulation																	
13 07 01	DA	4	35 122 000	25 000 000	DA	4	33 762 000	35 000 000	DA	4	33 762 000	35 000 000			-3,87%	+40,00%		
	Total Chapter 13 07		35 122 000	25 000 000			33 762 000	35 000 000			33 762 000	35 000 000			-3,87%	+40,00%		
13 08	Structural Reform Support Programme – Operational technical assistance																	
13 08 01	DA	1.b	30 723 000	14 111 754	DA	1.b	74 793 000	33 700 000	DA	1.b	49 569 145	33 700 000	- 25 223 855		+61,34%	+138,81%		
13 08 02	DA	2	48 653 000	25 888 246	DA	2	10 002 000	21 100 000	DA	2	10 002 000	21 100 000			-79,44%	-18,50%		
	Total Chapter 13 08		79 376 000	40 000 000			84 795 000	54 800 000			59 571 145	54 800 000	- 25 223 855		-24,95%	+37,00%		
	Total Title 13		41 288 760 252	34 797 868 913			42 465 632 837	36 052 979 762			42 439 940 736	36 052 511 516	- 25 692 101	- 468 246	+2,79%	+3,61%		

Title 14 — Taxation and customs union



Title Chapter Article Item	Section III - Commission		1				2				3				3-2		3/1	
	Title 14 — Taxation and customs union		Budget 2019				DB 2020				Council's Position on DB 2020				Difference (amount)		Difference (%)	
			DA NDA	FF	c/a	p/a	DA NDA	FF	c/a	p/a	DA NDA	FF	c/a	p/a	c/a	p/a	c/a	p/a
14 01	Title 14 — Taxation and customs union																	
14 01 01	Administrative expenditure of the 'Taxation and customs union' policy area		NDA	5.2	50 112 654	50 112 654	NDA	5.2	52 015 810	52 015 810	NDA	5.2	51 790 004	51 790 004	- 225 806	- 225 806	+3,35%	+3,35%
14 01 02	Expenditure related to officials and temporary staff in the 'Taxation and customs union' policy area																	
14 01 02 01	External personnel		NDA	5.2	5 480 105	5 480 105	NDA	5.2	5 589 707	5 589 707	NDA	5.2	5 505 332	5 505 332	- 84 375	- 84 375	+0,46%	+0,46%
14 01 02 11	Other management expenditure		NDA	5.2	2 615 519	2 615 519	NDA	5.2	2 605 261	2 605 261	NDA	5.2	2 605 261	2 605 261			-0,39%	-0,39%
14 01 03	Expenditure related to information and communication technology equipment and services of the 'Taxation and customs union' policy area		NDA	5.2	3 359 594	3 359 594	NDA	5.2	3 412 116	3 412 116	NDA	5.2	3 254 051	3 254 051	- 158 065	- 158 065	-3,14%	-3,14%
14 01 04	Support expenditure for operations and programmes in the 'Taxation and customs union' policy area																	
14 01 04 01	Support expenditure for Customs		NDA	1.a	100 000	100 000	NDA	1.a	100 000	100 000	NDA	1.a	100 000	100 000				
14 01 04 02	Support expenditure for Fiscalis		NDA	1.a	100 000	100 000	NDA	1.a	100 000	100 000	NDA	1.a	100 000	100 000				
	Total Chapter 14 01				61 767 872	61 767 872			63 822 894	63 822 894			63 354 648	63 354 648	- 468 246	- 468 246	+2,57%	+2,57%
14 02	Customs																	
14 02 01	Supporting the functioning and modernisation of the customs union		DA	1.a	78 286 000	79 477 000	DA	1.a	75 164 000	75 200 000	DA	1.a	75 164 000	75 200 000			-3,99%	-5,38%
14 02 02	Membership of international organisations in the field of customs		DA	4	1 126 000	1 126 000	DA	4	1 142 890	1 142 890	DA	4	1 142 890	1 142 890			+1,50%	+1,50%
14 02 51	Completion of former programmes in customs		DA	1.a	p.m.	p.m.	DA	1.a	p.m.	p.m.	DA	1.a	p.m.	p.m.				
	Total Chapter 14 02				79 412 000	80 603 000			76 306 890	76 342 890			76 306 890	76 342 890			-3,91%	-5,29%
14 03	Taxation																	
14 03 01	Improving the proper functioning of the taxation systems		DA	1.a	32 570 000	30 303 000	DA	1.a	32 993 000	27 400 000	DA	1.a	32 993 000	27 400 000			+1,30%	-9,58%
14 03 02	Membership of international organisations in the field of taxation		DA	4	p.m.	p.m.	DA	4	p.m.	p.m.	DA	4	p.m.	p.m.				
14 03 77	Pilot projects and preparatory acts																	
14 03 77 01	Pilot project — Digital fiscal education system and tax payments		DA	1.a	p.m.	p.m.	DA	1.a	p.m.	p.m.	DA	1.a	p.m.	p.m.				

Title Chapter Article Item	Section III - Commission		1				2				3				3-2		3/1	
	Title 14 — Taxation and customs union		Budget 2019				DB 2020				Council's Position on DB 2020				Difference (amount)		Difference (%)	
	DA NDA	FF	c/a	p/a	DA NDA	FF	c/a	p/a	DA NDA	FF	c/a	p/a	c/a	p/a	c/a	p/a		
14 03 77 02	DA	l.a	p.m.	p.m.	DA	l.a	p.m.	p.m.	DA	l.a	p.m.	p.m.						
14 03 77 03	DA	l.a	140 000	70 000	DA	l.a	p.m.	70 000	DA	l.a	p.m.	70 000				-100,00%		
Total Chapter 14 03			32 710 000	30 373 000			32 993 000	27 470 000			32 993 000	27 470 000			+0,87%	-9,56%		
14 04	Policy strategy and Coordination																	
14 04 01	DA	l.a	3 300 000	3 300 000	DA	l.a	3 300 000	2 925 000	DA	l.a	3 300 000	2 925 000				-11,36%		
Total Chapter 14 04			3 300 000	3 300 000			3 300 000	2 925 000			3 300 000	2 925 000				-11,36%		
Total Title 14			177 189 872	176 043 872			176 422 784	170 560 784			175 954 538	170 092 538	- 468 246	- 468 246	-0,70%	-3,38%		

Title 15 — Education and culture



Title Chapter Article Item	Section III - Commission		1				2				3				3-2		3/1	
	Title 15 — Education and culture		Budget 2019				DB 2020				Council's Position on DB 2020				Difference (amount)		Difference (%)	
	DA NDA	FF	c/a	p/a	DA NDA	FF	c/a	p/a	DA NDA	FF	c/a	p/a	c/a	p/a	c/a	p/a		
15 01	Title 15 — Education and culture																	
15 01 01	Administrative expenditure of the 'Education and culture' policy area		NDA	5.2	48 438 244	48 438 244	NDA	5.2	49 284 670	49 284 670	NDA	5.2	49 058 864	49 058 864	- 225 806	- 225 806	+1,28%	+1,28%
15 01 02	Expenditure relating to officials and temporary staff in the 'Education and culture' policy area																	
15 01 02 01	External personnel		NDA	5.2	3 515 174	3 515 174	NDA	5.2	3 597 501	3 597 501	NDA	5.2	3 513 126	3 513 126	- 84 375	- 84 375	-0,06%	-0,06%
15 01 02 11	Other management expenditure		NDA	5.2	2 123 819	2 123 819	NDA	5.2	2 003 363	2 003 363	NDA	5.2	2 003 363	2 003 363			-5,67%	-5,67%
15 01 03	Expenditure relating to information and communication technology equipment and services of the 'Education and culture' policy area		NDA	5.2	3 247 340	3 247 340	NDA	5.2	3 232 959	3 232 959	NDA	5.2	3 074 894	3 074 894	- 158 065	- 158 065	-5,31%	-5,31%
15 01 04	Support expenditure for operations and programmes in the 'Education and culture' policy area																	
15 01 04 01	Support expenditure for Erasmus+ programme		NDA	1.a	12 144 800	12 144 800	NDA	1.a	12 387 700	12 387 700	NDA	1.a	12 387 700	12 387 700			+2,00%	+2,00%
15 01 04 02	Support expenditure for Creative Europe programme — Culture sub-programme		NDA	3	943 870	943 870	NDA	3	988 270	988 270	NDA	3	988 270	988 270			+4,70%	+4,70%
15 01 04 03	Support expenditure for the European Solidarity Corps		NDA	1.a	3 612 500	3 612 500	NDA	1.a	2 962 500	2 962 500	NDA	1.a	2 962 500	2 962 500			-17,99%	-17,99%
15 01 05	Support expenditure for research and innovation programmes in the 'Education and culture' policy area																	
15 01 05 01	Expenditure relating to officials and temporary staff implementing research and innovation programmes — Horizon 2020		NDA	1.a	2 226 977	2 226 977	NDA	1.a	2 304 921	2 304 921	NDA	1.a	2 304 921	2 304 921			+3,50%	+3,50%
15 01 05 02	External personnel implementing Research and Innovation programmes — Horizon 2020		NDA	1.a	912 784	912 784	NDA	1.a	931 039	931 039	NDA	1.a	931 039	931 039			+2,00%	+2,00%
15 01 05 03	Other management expenditure for Research and Innovation programmes — Horizon 2020		NDA	1.a	1 318 824	1 318 824	NDA	1.a	1 318 824	1 318 824	NDA	1.a	1 318 824	1 318 824				
15 01 06	Executive agencies																	
15 01 06 01	Education, Audiovisual and Culture Executive Agency — Contribution from Erasmus+ programme		NDA	1.a	27 174 000	27 174 000	NDA	1.a	26 063 000	26 063 000	NDA	1.a	26 063 000	26 063 000			-4,09%	-4,09%
15 01 06 02	Education, Audiovisual and Culture Executive Agency — Contribution from Creative Europe Programme		NDA	3	12 129 000	12 129 000	NDA	3	12 333 000	12 333 000	NDA	3	12 333 000	12 333 000			+1,68%	+1,68%
15 01 06 03	Education, Audiovisual and Culture Executive Agency — Contribution from European Solidarity Corps		NDA	1.a	937 500	937 500	NDA	1.a	937 500	937 500	NDA	1.a	937 500	937 500				

Title Chapter Article Item	Section III - Commission		1				2				3				3-2		3/1	
	Title 15 — Education and culture		Budget 2019				DB 2020				Council's Position on DB 2020				Difference (amount)		Difference (%)	
			DA NDA	FF	c/a	p/a	DA NDA	FF	c/a	p/a	DA NDA	FF	c/a	p/a	c/a	p/a	c/a	p/a
15 01 60	Library and e-resources		NDA	5.2	2 594 000	2 594 000	NDA	5.2	2 719 000	2 719 000	NDA	5.2	2 719 000	2 719 000			+4,82%	+4,82%
15 01 61	Cost of organising graduate traineeships with the institution		NDA	5.2	6 840 000	6 840 000	NDA	5.2	13 397 000	13 397 000	NDA	5.2	8 597 000	8 597 000	- 4 800 000	- 4 800 000	+25,69%	+25,69%
	Total Chapter 15 01				128 158 832	128 158 832			134 461 247	134 461 247			129 193 001	129 193 001	- 5 268 246	- 5 268 246	+0,81%	+0,81%
15 02	Erasmus+ programme																	
15 02 01	Promoting excellence and cooperation in the European education, training and youth area, its relevance to the labour market and the participation of young people in European democratic life																	
15 02 01 01	Promoting excellence and cooperation in the European education and training area and its relevance to the labour market		DA	1.a	2 441 036 200	2 261 000 000	DA	1.a	2 497 651 602	2 375 000 000	DA	1.a	2 497 651 602	2 375 000 000			+2,32%	+5,04%
15 02 01 02	Promoting excellence and cooperation in the European youth area and the participation of young people in European democratic life		DA	1.a	185 870 000	175 950 000	DA	1.a	187 211 158	180 000 000	DA	1.a	187 211 158	180 000 000			+0,72%	+2,30%
15 02 02	Promoting excellence in teaching and research activities in European integration through the Jean Monnet activities worldwide		DA	1.a	45 000 000	43 858 000	DA	1.a	47 056 540	46 000 000	DA	1.a	47 056 540	46 000 000			+4,57%	+4,88%
15 02 03	Developing the European dimension in sport		DA	1.a	55 200 000	43 000 000	DA	1.a	64 998 000	50 000 000	DA	1.a	64 998 000	50 000 000			+17,75%	+16,28%
15 02 51	Completion line for Lifelong learning, including multilingualism		DA	1.a	p.m.	p.m.	DA	1.a	p.m.	p.m.	DA	1.a	p.m.	p.m.				
15 02 53	Completion line for Youth and Sport		DA	1.a	p.m.	p.m.	DA	1.a	p.m.	p.m.	DA	1.a	p.m.	p.m.				
15 02 77	Pilot projects and preparatory actions																	
15 02 77 09	Preparatory action — E-Platform for Neighbourhood		DA	1.a	p.m.	p.m.	DA	1.a	p.m.	p.m.	DA	1.a	p.m.	p.m.				
15 02 77 10	Pilot project — Promoting health-enhancing physical activity across Europe		DA	1.a	p.m.	p.m.	DA	1.a	p.m.	p.m.	DA	1.a	p.m.	p.m.				
15 02 77 11	Pilot project — Improving learning outcomes by supporting novice teachers through online learning, coaching and mentoring		DA	1.a	p.m.	p.m.	DA	1.a	p.m.	p.m.	DA	1.a	p.m.	p.m.				
15 02 77 16	Preparatory action — Evaluation of higher-education entrepreneurship programmes		DA	1.a	p.m.	242 024	DA	1.a	p.m.	121 263	DA	1.a	p.m.	121 263				-49,90%
15 02 77 17	Pilot project — Altiero Spinelli Prize for outreach		DA	1.a	p.m.	200 000	DA	1.a	p.m.	p.m.	DA	1.a	p.m.	p.m.				-100,00%
15 02 77 18	Pilot project — Sport as a tool for integration and social inclusion of refugees		DA	3	p.m.	197 463	DA	3	p.m.	686 713	DA	3	p.m.	686 713				+247,77%
15 02 77 19	Pilot project — Monitoring and coaching, through sports, of youngsters at risk of radicalisation		DA	3	p.m.	146 553	DA	3	p.m.	p.m.	DA	3	p.m.	p.m.				-100,00%
15 02 77 20	Preparatory action — DiscoverEU: Free travel pass for Europeans turning 18		DA	1.a	16 000 000	14 000 000	DA	1.a	p.m.	13 000 000	DA	1.a	p.m.	13 000 000			-100,00%	-7,14%
15 02 77 21	Preparatory action — Exchanges and mobility in sport		DA	1.a	1 500 000	750 000	DA	1.a	p.m.	230 244	DA	1.a	p.m.	230 244			-100,00%	-69,30%

Title Chapter Article Item	Section III - Commission		1				2				3				3-2		3/1	
	Title 15 — Education and culture		Budget 2019				DB 2020				Council's Position on DB 2020				Difference (amount)		Difference (%)	
			DA NDA	FF	c/a	p/a	DA NDA	FF	c/a	p/a	DA NDA	FF	c/a	p/a	c/a	p/a	c/a	p/a
15 02 77 22	Preparatory action — Sportue — Promotion of European values through sport initiatives at municipal level	DA	l.a	p.m.	p.m.	DA	l.a	p.m.	p.m.	DA	l.a	p.m.	p.m.					
15 02 77 23	Preparatory action — Monitoring and coaching, through sports, of youngsters at risk of radicalisation	DA	3	2 000 000	1 000 000	DA	l.a	p.m.	p.m.	DA	l.a	p.m.	p.m.			-100,00%	-100,00%	
15 02 77 24	Pilot project — A first step towards a European framework for mobility for makers	DA	l.a	350 000	175 000	DA	l.a	p.m.	87 500	DA	l.a	p.m.	87 500			-100,00%	-50,00%	
15 02 77 25	Preparatory action — Altiero Spinelli Prize for Outreach	DA	l.a	800 000	400 000	DA	l.a	p.m.	650 000	DA	l.a	p.m.	650 000			-100,00%	+62,50%	
15 02 77 26	Pilot project — Jan Amos Prize for the Union's best teacher teaching about the EU	DA	l.a	350 000	175 000	DA	l.a	p.m.	350 000	DA	l.a	p.m.	350 000			-100,00%	+100,00%	
15 02 77 27	Preparatory action — Recognition of School Study Periods Abroad	DA	l.a	333 000	166 500	DA	l.a	p.m.	167 000	DA	l.a	p.m.	167 000			-100,00%	+0,30%	
15 02 77 28	Preparatory action — Sport as a tool for integration and social inclusion of refugees	DA	l.a	3 000 000	1 500 000	DA	l.a	p.m.	p.m.	DA	l.a	p.m.	p.m.			-100,00%	-100,00%	
	Total Chapter 15 02			2 751 439 200	2 542 760 540			2 796 917 300	2 666 292 720			2 796 917 300	2 666 292 720			+1,65%	+4,86%	
15 03	Horizon 2020																	
15 03 01	Excellent science																	
15 03 01 01	Marie Skłodowska-Curie actions — generating, developing and transferring new skills, knowledge and innovation	DA	l.a	945 586 364	773 503 000	DA	l.a	1 024 532 312	862 725 632	DA	l.a	1 024 532 312	862 725 632			+8,35%	+11,53%	
15 03 05	European Institute of Innovation and Technology (EIT) — integrating the knowledge triangle of higher education, research and innovation	DA	l.a	456 149 331	396 015 932	DA	l.a	496 678 348	473 515 586	DA	l.a	496 678 348	473 515 586			+8,89%	+19,57%	
15 03 50	Appropriations accruing from contributions from (non-European Economic Area) third parties to research and technological development																	
15 03 50 01	Appropriations accruing from contributions from (non-European Economic Area) third parties to research and technological development (2014 to 2020)	DA	l.a	p.m.	p.m.	DA	l.a	p.m.	p.m.	DA	l.a	p.m.	p.m.					
15 03 50 02	Appropriations accruing from contributions from (non-European Economic Area) third parties to research and technological development (prior to 2014)	DA	l.a	p.m.	p.m.	DA	l.a	p.m.	p.m.	DA	l.a	p.m.	p.m.					
15 03 51	Completion of previous research framework programme — the Seventh Framework Programme (2007-2013)	DA	l.a	p.m.	13 000 000	DA	l.a	p.m.	4 883 000	DA	l.a	p.m.	4 883 000				-62,44%	
15 03 53	Completion line European Institute of Innovation and Technology	DA	l.a	p.m.	p.m.	DA	l.a	p.m.	p.m.	DA	l.a	p.m.	p.m.					
	Total Chapter 15 03			1 401 735 695	1 182 518 932			1 521 210 660	1 341 124 218			1 521 210 660	1 341 124 218			+8,52%	+13,41%	
15 04	Creative Europe Programme																	

Title Chapter Article Item	Section III - Commission		1				2				3				3-2		3/1	
	Title 15 — Education and culture		Budget 2019				DB 2020				Council's Position on DB 2020				Difference (amount)		Difference (%)	
			DA NDA	FF	c/a	p/a	DA NDA	FF	c/a	p/a	DA NDA	FF	c/a	p/a	c/a	p/a	c/a	p/a
15 04 01	Strengthening the financial capacity of SMEs and small and very small organisations in the European cultural and creative sectors, and fostering policy development and new business models		DA	3	38 627 000	15 300 000	DA	3	38 241 000	29 200 000	DA	3	36 241 000	29 200 000	- 2 000 000		-6,18%	+90,85%
15 04 02	Culture sub-programme — Supporting cross-border actions and promoting transnational circulation and mobility		DA	3	71 276 000	59 000 000	DA	3	75 246 000	66 000 000	DA	3	72 246 000	66 000 000	- 3 000 000		+1,36%	+11,86%
15 04 04	House of European History		DA	3	3 000 000	3 000 000	DA	3	3 000 000	3 000 000	DA	3	3 000 000	3 000 000				
15 04 51	Completion of programmes/actions in the field of culture and language		DA	3	p.m.	p.m.	DA	3	p.m.	p.m.	DA	3	p.m.	p.m.				
15 04 77	Pilot projects and preparatory actions																	
15 04 77 09	Pilot project — Supporting networks of young creative entrepreneurs: Union and third countries		DA	3	p.m.	p.m.	DA	3	p.m.	p.m.	DA	3	p.m.	p.m.				
15 04 77 11	Preparatory action — New narrative on Europe		DA	3	p.m.	180 000	DA	3	p.m.	p.m.	DA	3	p.m.	p.m.				-100,00%
15 04 77 12	Preparatory action — Europe for Festivals, Festivals for Europe (EFFE)		DA	3	p.m.	105 000	DA	3	p.m.	105 000	DA	3	p.m.	105 000				
15 04 77 13	Pilot project — Fight against illicit trafficking in cultural objects		DA	3	p.m.	405 870	DA	3	p.m.	200 000	DA	3	p.m.	200 000				-50,72%
15 04 77 14	Preparatory action — Open micro-business models for innovation in European family-owned heritage houses		DA	3	p.m.	150 000	DA	3	p.m.	p.m.	DA	3	p.m.	p.m.				-100,00%
15 04 77 16	Pilot project — Protecting the Jewish Cemeteries of Europe: A full mapping process with research and monitoring and individual costed proposals for protection		DA	3	1 050 000	925 000	DA	3	p.m.	554 152	DA	3	p.m.	554 152			-100,00%	-40,09%
15 04 77 17	Preparatory action — European Houses of Culture		DA	3	750 000	562 500	DA	3	p.m.	187 500	DA	3	p.m.	187 500			-100,00%	-66,67%
15 04 77 18	Preparatory action — Music Moves Europe: Boosting European music diversity and talent		DA	1.a	3 000 000	2 600 000	DA	1.a	p.m.	2 255 000	DA	1.a	p.m.	2 255 000			-100,00%	-13,27%
15 04 77 19	Pilot project — Finance, Learning, Innovation and Patenting for Cultural and Creative Industries (FLIP for CCIs)		DA	3	1 050 000	925 000	DA	3	p.m.	510 000	DA	3	p.m.	510 000			-100,00%	-44,86%
15 04 77 20	Pilot project — Jewish Digital Cultural Recovery Project		DA	3	490 000	245 000	DA	3	p.m.	122 500	DA	3	p.m.	122 500			-100,00%	-50,00%
15 04 77 21	Pilot project — Measuring the cultural and creative industries in the Union		DA	1.a	350 000	175 000	DA	1.a	p.m.	87 500	DA	1.a	p.m.	87 500			-100,00%	-50,00%
	Total Chapter 15 04				119 593 000	83 573 370			116 487 000	102 221 652			111 487 000	102 221 652	- 5 000 000		-6,78%	+22,31%
15 05	European Solidarity Corps																	
15 05 01	European Solidarity Corps		DA	1.a	138 774 568	115 000 000	DA	1.a	162 187 779	150 000 000	DA	1.a	162 187 779	150 000 000			+16,87%	+30,43%

Title Chapter Article Item	Section III - Commission				1				2				3				3-2		3/1	
	Title 15 — Education and culture				Budget 2019				DB 2020				Council's Position on DB 2020				Difference (amount)		Difference (%)	
	DA NDA	FF	c/a	p/a	DA NDA	FF	c/a	p/a	DA NDA	FF	c/a	p/a	c/a	p/a	c/a	p/a				
	Total Chapter 15 05						138 774 568	115 000 000			162 187 779	150 000 000			162 187 779	150 000 000			+16,87%	+30,43%
	Total Title 15						4 539 701 295	4 052 011 674			4 731 263 986	4 394 099 837			4 720 995 740	4 388 831 591	- 10 268 246	- 5 268 246	+3,99%	+8,31%

Title 16 — Communication

Title Chapter Article Item	Section III - Commission		1				2				3				3-2		3/1	
	Title 16 — Communication		Budget 2019				DB 2020				Council's Position on DB 2020				Difference (amount)		Difference (%)	
	DA NDA	FF	c/a	p/a	DA NDA	FF	c/a	p/a	DA NDA	FF	c/a	p/a	c/a	p/a	c/a	p/a		
16 01	Title 16 — Communication																	
16 01 01	Administrative expenditure of the 'Communication' policy area																	
16 01 01	Expenditure related to officials and temporary staff in the 'Communication' policy area		NDA	5.2	70 564 357	70 564 357	NDA	5.2	73 740 791	73 740 791	NDA	5.2	73 514 985	73 514 985	- 225 806	- 225 806	+4,18%	+4,18%
16 01 02	External personnel and other management expenditure in support of the 'Communication' policy area																	
16 01 02 01	External personnel — Headquarters		NDA	5.2	6 358 176	6 358 176	NDA	5.2	6 610 620	6 610 620	NDA	5.2	6 526 245	6 526 245	- 84 375	- 84 375	+2,64%	+2,64%
16 01 02 03	External personnel — Commission Representations		NDA	5.2	17 867 000	17 867 000	NDA	5.2	17 891 000	17 891 000	NDA	5.2	17 891 000	17 891 000			+0,13%	+0,13%
16 01 02 11	Other management expenditure		NDA	5.2	2 920 416	2 920 416	NDA	5.2	2 914 323	2 914 323	NDA	5.2	2 914 323	2 914 323			-0,21%	-0,21%
16 01 03	Expenditure related to information and communication technology equipment and services, buildings and other working expenditure of the 'Communication' policy area																	
16 01 03 01	Expenditure related to information and communication technology equipment and services		NDA	5.2	4 730 693	4 730 693	NDA	5.2	4 837 223	4 837 223	NDA	5.2	4 679 158	4 679 158	- 158 065	- 158 065	-1,09%	-1,09%
16 01 03 03	Buildings and related expenditure — Commission Representations		NDA	5.2	26 366 000	26 366 000	NDA	5.2	24 701 000	24 701 000	NDA	5.2	24 701 000	24 701 000			-6,31%	-6,31%
16 01 04	Support expenditure for operations and programmes in the 'Communication' policy area																	
16 01 04 02	Support expenditure for communication actions		NDA	3	1 203 000	1 203 000	NDA	3	1 260 000	1 260 000	NDA	3	1 260 000	1 260 000			+4,74%	+4,74%
16 01 60	Purchase of information		NDA	5.2	1 260 000	1 260 000	NDA	5.2	1 260 000	1 260 000	NDA	5.2	1 260 000	1 260 000				
	Total Chapter 16 01				131 269 642	131 269 642			133 214 957	133 214 957			132 746 711	132 746 711	- 468 246	- 468 246	+1,13%	+1,13%
16 03	Communication actions																	
16 03 01	Providing information to Union citizens																	
16 03 01 02	Information for the media and audiovisual productions		DA	3	6 304 000	5 346 000	DA	3	6 418 000	6 500 000	DA	3	6 418 000	6 500 000			+1,81%	+21,59%
16 03 01 03	Information outlets		DA	3	15 600 000	15 759 000	DA	3	16 100 000	15 500 000	DA	3	14 100 000	15 500 000	- 2 000 000		-9,62%	-1,64%
16 03 01 04	Communication of the Commission Representations, Citizens' Dialogues and 'Partnership' actions		DA	3	20 511 000	19 078 000	DA	3	22 325 000	20 600 000	DA	3	17 825 000	20 600 000	- 4 500 000		-13,10%	+7,98%
16 03 01 05	European Public Spaces		DA	5.2	1 246 000	1 246 000	DA	5.2	1 246 000	1 246 000	DA	5.2	1 246 000	1 246 000				
16 03 02	Providing institutional communication and information analysis																	
16 03 02 01	Visits to the Commission		DA	3	4 800 000	4 178 000	DA	3	4 200 000	4 200 000	DA	3	4 200 000	4 200 000			-12,50%	+0,53%

Title Chapter Article Item	Section III - Commission		1				2				3				3-2		3/1	
	Title 16 — Communication		Budget 2019				DB 2020				Council's Position on DB 2020				Difference (amount)		Difference (%)	
	DA NDA	FF	c/a	p/a	DA NDA	FF	c/a	p/a	DA NDA	FF	c/a	p/a	c/a	p/a	c/a	p/a		
16 03 02 02	DA	5.2	5 600 000	5 600 000	DA	5.2	5 600 000	5 600 000	DA	5.2	5 600 000	5 600 000						
16 03 02 03	DA	3	21 700 000	22 198 000	DA	3	22 100 000	21 900 000	DA	3	22 100 000	21 900 000			+1,84%	-1,34%		
16 03 02 04	DA	5.2	2 160 000	2 160 000	DA	5.2	2 160 000	2 160 000	DA	5.2	2 160 000	2 160 000						
16 03 02 05	DA	3	7 000 000	6 238 000	DA	3	7 000 000	6 800 000	DA	3	5 500 000	6 800 000	- 1 500 000		-21,43%	+9,01%		
16 03 77	Pilot projects and preparatory actions																	
16 03 77 04	DA	3	p.m.	p.m.	DA	3	p.m.	p.m.	DA	3	p.m.	p.m.						
16 03 77 05	DA	3	p.m.	p.m.	DA	3	p.m.	p.m.	DA	3	p.m.	p.m.						
Total Chapter 16 03			84 921 000	81 803 000			87 149 000	84 506 000			79 149 000	84 506 000	- 8 000 000		-6,80%	+3,30%		
Total Title 16			216 190 642	213 072 642			220 363 957	217 720 957			211 895 711	217 252 711	- 8 468 246	- 468 246	-1,99%	+1,96%		

Title 17 — Health and Food safety


Title Chapter Article Item	Section III - Commission		1				2				3				3-2		3/1	
	Title 17 — Health and Food safety		Budget 2019				DB 2020				Council's Position on DB 2020				Difference (amount)		Difference (%)	
			DA NDA	FF	c/a	p/a	DA NDA	FF	c/a	p/a	DA NDA	FF	c/a	p/a	c/a	p/a	c/a	p/a
17 01	Title 17 — Health and Food safety																	
17 01 01	Administrative expenditure of the 'Health and food safety' policy area		NDA	5.2	74 750 378	74 750 378	NDA	5.2	76 720 216	76 720 216	NDA	5.2	76 494 410	76 494 410	- 225 806	- 225 806	+2,33%	+2,33%
17 01 02	Expenditure relating to officials and temporary staff in the 'Health and food safety' policy area																	
17 01 02 01	External personnel and other management expenditure in support of the 'Health and food safety' policy area																	
17 01 02 01	External personnel		NDA	5.2	6 481 418	6 481 418	NDA	5.2	6 611 046	6 611 046	NDA	5.2	6 526 671	6 526 671	- 84 375	- 84 375	+0,70%	+0,70%
17 01 02 11	Other management expenditure		NDA	5.2	7 527 918	7 527 918	NDA	5.2	7 478 442	7 478 442	NDA	5.2	7 478 442	7 478 442			-0,66%	-0,66%
17 01 03	Expenditure relating to information and communication technology equipment and services, buildings and related expenditure of the 'Health and food safety' policy area																	
17 01 03 01	Expenditure related to information and communication technology equipment and services		NDA	5.2	5 011 327	5 011 327	NDA	5.2	5 032 667	5 032 667	NDA	5.2	4 874 602	4 874 602	- 158 065	- 158 065	-2,73%	-2,73%
17 01 03 03	Buildings and related expenditure — Grange		NDA	5.2	4 750 000	4 750 000	NDA	5.2	4 813 000	4 813 000	NDA	5.2	4 813 000	4 813 000			+1,33%	+1,33%
17 01 04	Support expenditure for operations and programmes in the 'Health and food safety' policy area																	
17 01 04 02	Support expenditure for the 'Third programme for the Union's action in the field of health (2014-2020)'		NDA	3	1 500 000	1 500 000	NDA	3	1 500 000	1 500 000	NDA	3	1 500 000	1 500 000				
17 01 04 03	Support expenditure in the field of Food and feed safety, animal health, animal welfare and Plant health		NDA	3	1 500 000	1 500 000	NDA	3	1 500 000	1 500 000	NDA	3	1 500 000	1 500 000				
17 01 06	Executive agencies																	
17 01 06 02	Consumers, Health, Agriculture and Food Executive Agency — Contribution from the 'Third programme for the Union's action in the field of health (2014-2020)'		NDA	3	4 550 000	4 550 000	NDA	3	4 550 000	4 550 000	NDA	3	4 550 000	4 550 000				
17 01 06 03	Consumers, Health, Agriculture and Food Executive Agency — Contribution in the field of food and feed safety, animal health, animal welfare and plant health		NDA	3	1 202 000	1 202 000	NDA	3	1 202 000	1 202 000	NDA	3	1 202 000	1 202 000				
	Total Chapter 17 01				107 273 041	107 273 041			109 407 371	109 407 371			108 939 125	108 939 125	- 468 246	- 468 246	+1,55%	+1,55%
17 03	Public health																	
17 03 01	Third programme for the Union's action in the field of health (2014-2020)		DA	3	62 258 000	54 000 000	DA	3	63 624 000	58 100 000	DA	3	62 258 000	58 100 000	- 1 366 000			+7,59%

Title Chapter Article Item	Section III - Commission		1				2				3				3-2		3/1	
	Title 17 — Health and Food safety		Budget 2019				DB 2020				Council's Position on DB 2020				Difference (amount)		Difference (%)	
			DA NDA	FF	c/a	p/a	DA NDA	FF	c/a	p/a	DA NDA	FF	c/a	p/a	c/a	p/a	c/a	p/a
17 03 10	European Centre for Disease Prevention and Control		DA	3	56 753 826	56 753 826	DA	3	57 179 653	57 179 653	DA	3	57 179 653	57 179 653			+0,75%	+0,75%
17 03 11	European Food Safety Authority		DA	3	77 791 635	77 791 635	DA	3	105 016 536	100 970 549	DA	3	105 016 536	100 970 549			+35,00%	+29,80%
17 03 12	European Medicines Agency																	
17 03 12 01	Union contribution to the European Medicines Agency		DA	3	6 531 697	6 531 697	DA	3	32 285 000	32 285 000	DA	3	32 285 000	32 285 000			+394,28%	+394,28%
17 03 12 02	Special contribution for orphan medicinal products		DA	3	14 000 000	14 000 000	DA	3	15 715 000	15 715 000	DA	3	14 215 000	14 215 000	- 1 500 000	- 1 500 000	+1,54%	+1,54%
17 03 13	International agreements and membership of international organisations in the field of public health and tobacco control		DA	4	230 000	230 000	DA	4	220 000	220 000	DA	4	220 000	220 000			-4,35%	-4,35%
17 03 51	Completion of public health programmes		DA	3	p.m.	1 200 000	DA	3	p.m.	p.m.	DA	3	p.m.	p.m.				-100,00%
17 03 77	Pilot projects and preparatory actions																	
17 03 77 05	Pilot project — Developing and implementing successful prevention strategies for type 2 diabetes		DA	2	p.m.	p.m.	DA	2	p.m.	p.m.	DA	2	p.m.	p.m.				
17 03 77 08	Pilot project — European Prevalence Protocol for early detection of Autistic Spectrum Disorders in Europe		DA	3	p.m.	p.m.	DA	3	p.m.	p.m.	DA	3	p.m.	p.m.				
17 03 77 09	Pilot project — Promotion of self-care systems in the Union		DA	3	p.m.	p.m.	DA	3	p.m.	p.m.	DA	3	p.m.	p.m.				
17 03 77 10	Pilot project — Gender-specific mechanisms in coronary artery disease in Europe		DA	3	p.m.	p.m.	DA	3	p.m.	p.m.	DA	3	p.m.	p.m.				
17 03 77 11	Preparatory action — Fruit and vegetable consumption		DA	2	p.m.	p.m.	DA	2	p.m.	p.m.	DA	2	p.m.	p.m.				
17 03 77 12	Pilot project — Reducing health inequalities: building expertise and evaluation of actions.		DA	2	p.m.	440 273	DA	2	p.m.	p.m.	DA	2	p.m.	p.m.				-100,00%
17 03 77 13	Pilot project — Developing evidence-based strategies to improve the health of isolated and vulnerable persons		DA	2	p.m.	p.m.	DA	2	p.m.	p.m.	DA	2	p.m.	p.m.				
17 03 77 15	Preparatory action — European study on the burden and care of epilepsy		DA	3	p.m.	615 000	DA	3	p.m.	p.m.	DA	3	p.m.	p.m.				-100,00%
17 03 77 16	Pilot project — The effect of differing kidney disease treatment modalities and organ donation and transplantation practices on health expenditure and patient outcomes		DA	3	p.m.	p.m.	DA	3	p.m.	399 993	DA	3	p.m.	399 993				
17 03 77 17	Pilot project — Platform for increasing organ donation in the European Union and neighbouring countries: Eudonorg 2015-2016		DA	3	p.m.	144 000	DA	3	p.m.	p.m.	DA	3	p.m.	p.m.				-100,00%
17 03 77 18	Pilot project — Reducing health inequalities experienced by LGBTI people		DA	3	p.m.	p.m.	DA	3	p.m.	p.m.	DA	3	p.m.	p.m.				

Title Chapter Article Item	Section III - Commission		1				2				3				3-2		3/1	
	Title 17 — Health and Food safety		Budget 2019				DB 2020				Council's Position on DB 2020				Difference (amount)		Difference (%)	
	DA NDA	FF	c/a	p/a	DA NDA	FF	c/a	p/a	DA NDA	FF	c/a	p/a	c/a	p/a	c/a	p/a		
17 03 77 20	DA	3	p.m.	50 000	DA	3	p.m.	p.m.	DA	3	p.m.	p.m.					-100,00%	
17 03 77 22	DA	3	p.m.	199 000	DA	3	p.m.	p.m.	DA	3	p.m.	p.m.					-100,00%	
17 03 77 23	DA	3	p.m.	360 000	DA	3	p.m.	p.m.	DA	3	p.m.	p.m.					-100,00%	
17 03 77 24	DA	3	p.m.	p.m.	DA	3	p.m.	p.m.	DA	3	p.m.	p.m.						
17 03 77 25	DA	3	p.m.	248 000	DA	3	p.m.	p.m.	DA	3	p.m.	p.m.					-100,00%	
17 03 77 26	DA	3	p.m.	p.m.	DA	3	p.m.	p.m.	DA	3	p.m.	p.m.						
17 03 77 27	DA	3	p.m.	150 000	DA	3	p.m.	p.m.	DA	3	p.m.	p.m.					-100,00%	
17 03 77 28	DA	3	p.m.	p.m.	DA	3	p.m.	p.m.	DA	3	p.m.	p.m.						
17 03 77 29	DA	3	700 000	350 000	DA	3	p.m.	210 000	DA	3	p.m.	210 000					-100,00% -40,00%	
			Total Chapter 17 03	218 265 158	213 063 431		274 040 189	265 080 195			271 174 189	263 580 195	- 2 866 000	- 1 500 000	+24,24%	+23,71%		
17 04			Food and feed safety, animal health, animal welfare and Plant health															
17 04 01	DA	3	Ensuring a higher animal health status and high level of protection of animals in the Union	155 500 000	127 540 000	DA	3	171 000 000	143 880 000	DA	3	163 000 000	143 880 000	- 8 000 000		+4,82%	+12,81%	
17 04 02	DA	3	Ensuring timely detection of harmful organisms for plants and their eradication	22 500 000	10 750 000	DA	3	30 500 000	19 800 000	DA	3	28 500 000	19 800 000	- 2 000 000		+26,67%	+84,19%	
17 04 03	DA	3	Ensuring effective, efficient and reliable controls	58 989 000	48 210 000	DA	3	55 798 000	58 193 000	DA	3	55 798 000	58 193 000			-5,41%	+20,71%	
17 04 04	DA	3	Fund for emergency measures related to animal and plant health	50 000 000	50 000 000	DA	3	20 000 000	20 000 000	DA	3	20 000 000	20 000 000			-60,00%	-60,00%	
17 04 07	DA	2	European Chemicals Agency — Activities in the field of biocides legislation	4 025 859	4 025 859	DA	2	6 430 708	6 430 708	DA	2	6 430 708	6 430 708			+59,74%	+59,74%	

Title Chapter Article Item	Section III - Commission		1				2				3				3-2		3/1	
	Title 17 — Health and Food safety		Budget 2019				DB 2020				Council's Position on DB 2020				Difference (amount)		Difference (%)	
	DA NDA	FF	c/a	p/a	DA NDA	FF	c/a	p/a	DA NDA	FF	c/a	p/a	c/a	p/a	c/a	p/a		
17 04 10	DA	4	310 000	310 000	DA	4	300 000	300 000	DA	4	300 000	300 000			-3,23%	-3,23%		
17 04 51	DA	3	p.m.	70 000	DA	3	p.m.	100 000	DA	3	p.m.	100 000				+42,86%		
17 04 77	Pilot projects and preparatory actions																	
17 04 77 03	DA	2	p.m.	p.m.	DA	2	p.m.	p.m.	DA	2	p.m.	p.m.						
17 04 77 04	DA	2	p.m.	p.m.	DA	2	p.m.	p.m.	DA	2	p.m.	p.m.						
17 04 77 05	DA	2	p.m.	252 000	DA	2	p.m.	p.m.	DA	2	p.m.	p.m.				-100,00%		
17 04 77 06	DA	2	p.m.	p.m.	DA	2	p.m.	304 000	DA	2	p.m.	304 000						
Total Chapter 17 04																		
Total Title 17																		
			291 324 859	241 157 859			284 028 708	249 007 708			274 028 708	249 007 708	- 10 000 000		-5,94%	+3,26%		
			616 863 058	561 494 331			667 476 268	623 495 274			654 142 022	621 527 028	- 13 334 246	- 1 968 246	+6,04%	+10,69%		

Title 18 — Migration and Home affairs



Title Chapter Article Item	Section III - Commission		1				2				3				3-2		3/1	
	Title 18 — Migration and Home affairs		Budget 2019				DB 2020				Council's Position on DB 2020				Difference (amount)		Difference (%)	
	DA NDA	FF	c/a	p/a	DA NDA	FF	c/a	p/a	DA NDA	FF	c/a	p/a	c/a	p/a	c/a	p/a		
18 01	Title 18 — Migration and Home affairs																	
18 01 01	Administrative expenditure of the 'Migration and home affairs' policy area		NDA	5.2	52 504 665	52 504 665	NDA	5.2	54 995 235	54 995 235	NDA	5.2	54 769 429	54 769 429	- 225 806	- 225 806	+4,31%	+4,31%
18 01 02	Expenditure relating to officials and temporary staff in the 'Migration and Home affairs' policy area																	
18 01 02 01	External personnel and other management expenditure in support of the 'Migration and home affairs' policy area																	
18 01 02 01	External personnel		NDA	5.2	3 651 866	3 651 866	NDA	5.2	3 830 516	3 830 516	NDA	5.2	3 746 141	3 746 141	- 84 375	- 84 375	+2,58%	+2,58%
18 01 02 11	Other management expenditure		NDA	5.2	2 653 173	2 653 173	NDA	5.2	2 782 524	2 782 524	NDA	5.2	2 782 524	2 782 524			+4,88%	+4,88%
18 01 03	Expenditure relating to information and communication technology equipment and services of the 'Migration and home affairs' policy area		NDA	5.2	3 519 956	3 519 956	NDA	5.2	3 607 559	3 607 559	NDA	5.2	3 449 494	3 449 494	- 158 065	- 158 065	-2,00%	-2,00%
18 01 04	Support expenditure for operations and programmes in the 'Migration and home affairs' policy area																	
18 01 04 01	Support expenditure for Internal Security Fund		NDA	3	2 500 000	2 500 000	NDA	3	2 500 000	2 500 000	NDA	3	2 500 000	2 500 000				
18 01 04 02	Support expenditure for Asylum, Migration and Integration Fund		NDA	3	2 500 000	2 500 000	NDA	3	2 500 000	2 500 000	NDA	3	2 500 000	2 500 000				
18 01 04 03	Support expenditure for the programme 'Europe for citizens'		NDA	3	181 000	181 000	NDA	3	188 000	188 000	NDA	3	188 000	188 000			+3,87%	+3,87%
18 01 04 04	Support expenditure for the Justice Programme — Anti-drugs		NDA	3	100 000	100 000	NDA	3	100 000	100 000	NDA	3	100 000	100 000				
18 01 04 05	Support expenditure for Emergency support within the Union		NDA	3	250 000	250 000	NDA	3	p.m.	p.m.	NDA	3	p.m.	p.m.			-100,00%	-100,00%
18 01 05	Support expenditure for research and innovative programmes in the 'Migration and home affairs' policy area																	
18 01 05 01	Expenditure related to officials and temporary staff implementing Research and Innovation programmes — Horizon 2020		NDA	1.a	2 259 151	2 259 151	NDA	1.a	2 304 334	2 304 334	NDA	1.a	2 304 334	2 304 334			+2,00%	+2,00%
18 01 05 02	External personnel implementing Research and Innovation programmes — Horizon 2020		NDA	1.a	553 525	553 525	NDA	1.a	568 673	568 673	NDA	1.a	568 673	568 673			+2,74%	+2,74%
18 01 05 03	Other management expenditure for Research and Innovation programmes — Horizon 2020		NDA	1.a	560 869	560 869	NDA	1.a	588 913	588 913	NDA	1.a	588 913	588 913			+5,00%	+5,00%
18 01 06	Executive agencies																	


Title Chapter Article Item	Section III - Commission		1				2				3				3-2		3/1	
	Title 18 — Migration and Home affairs		Budget 2019				DB 2020				Council's Position on DB 2020				Difference (amount)		Difference (%)	
	DA NDA	FF	c/a	p/a	DA NDA	FF	c/a	p/a	DA NDA	FF	c/a	p/a	c/a	p/a	c/a	p/a		
18 01 06 01	Education, Audiovisual and Culture Executive Agency — Contribution from the programme 'Europe for citizens'		NDA	3	2 227 000	2 227 000	NDA	3	2 280 000	2 280 000	NDA	3	2 280 000	2 280 000			+2,38%	+2,38%
	Total Chapter 18 01				73 461 205	73 461 205			76 245 754	76 245 754			75 777 508	75 777 508	- 468 246	- 468 246	+3,15%	+3,15%
18 02	Internal Security																	
18 02 01	Internal Security Fund																	
18 02 01 01	Support of border management and a common visa policy to facilitate legitimate travel		DA	3	316 912 547	359 867 661	DA	3	287 071 440	468 544 124	DA	3	287 071 440	468 544 124			-9,42%	+30,20%
	Reserve (40 02 41)				18 405 000	18 405 000											-100,00%	-100,00%
					335 317 547	378 272 661											-14,39%	+23,86%
18 02 01 02	Prevention and fight against cross-border organised crime and better management of security- related risks and crisis		DA	3	135 679 988	233 349 807	DA	3	191 297 628	190 358 325	DA	3	165 897 628	190 358 325	- 25 400 000		+22,27%	-18,42%
18 02 01 03	Establishing an Entry/Exit System (EES) and a European Travel Information and Authorisation System (ETIAS)		DA	3	60 000 000	49 600 000	DA	3	20 000 000	9 000 000	DA	3	20 000 000	9 000 000			-66,67%	-81,85%
18 02 02	Schengen Facility for Croatia		DA	3	p.m.	p.m.	DA	3	p.m.	p.m.	DA	3	p.m.	p.m.				
18 02 03	European Border and Coast Guard Agency (Frontex)		DA	3	293 185 279	293 185 279	DA	3	420 555 842	420 555 842	DA	3	413 910 217	413 910 217	- 6 645 625	- 6 645 625	+41,18%	+41,18%
	Reserve (40 02 41)				19 321 000	19 321 000											-100,00%	-100,00%
					312 506 279	312 506 279											+32,45%	+32,45%
18 02 04	European Union Agency for Law Enforcement Cooperation (Europol)		DA	3	136 456 565	136 456 565	DA	3	139 964 760	139 964 760	DA	3	139 964 760	139 964 760			+2,57%	+2,57%
	Reserve (40 02 41)				690 000	690 000											-100,00%	-100,00%
					137 146 565	137 146 565											+2,05%	+2,05%
18 02 05	European Union Agency for Law Enforcement Training (CEPOL)		DA	3	8 847 082	8 847 082	DA	3	10 084 425	10 084 425	DA	3	10 084 425	10 084 425			+13,99%	+13,99%
18 02 07	European Union Agency for the Operational Management of Large-Scale IT Systems in the Area of Freedom, Security and Justice ('eu-LISA')		DA	3	274 769 509	176 517 009	DA	3	239 198 734	216 838 361	DA	3	239 198 734	216 838 361			-12,95%	+22,84%
	Reserve (40 02 41)				20 581 000	26 255 000			1 003 000	1 003 000			1 003 000	1 003 000			-95,13%	-96,18%
					295 350 509	202 772 009			240 201 734	217 841 361			240 201 734	217 841 361			-18,67%	+7,43%
18 02 08	Schengen information system (SIS II)		DA	3	p.m.	p.m.	DA	3	p.m.	p.m.	DA	3	p.m.	p.m.				
18 02 09	Visa Information System (VIS)		DA	3	p.m.	p.m.	DA	3	p.m.	p.m.	DA	3	p.m.	p.m.				
18 02 51	Completion of operations and programmes in the field of external borders, security and safeguarding liberties		DA	3	p.m.	p.m.	DA	3	p.m.	p.m.	DA	3	p.m.	p.m.				

Title Chapter Article Item	Section III - Commission				1				2				3				3-2		3/1	
	Title 18 — Migration and Home affairs				Budget 2019				DB 2020				Council's Position on DB 2020				Difference (amount)		Difference (%)	
	DA NDA	FF	c/a	p/a	DA NDA	FF	c/a	p/a	DA NDA	FF	c/a	p/a	DA NDA	FF	c/a	p/a	c/a	p/a	c/a	p/a
18 02 77	Pilot projects and preparatory actions																			
18 02 77 01	DA	3	p.m.	p.m.	DA	3	p.m.	p.m.	DA	3	p.m.	p.m.	DA	3	p.m.	p.m.				
18 02 77 02	DA	3	p.m.	p.m.	DA	3	p.m.	p.m.	DA	3	p.m.	p.m.	DA	3	p.m.	p.m.				
	Total Chapter 18 02						1 225 850 970	1 257 823 403			1 308 172 829	1 455 345 837			1 276 127 204	1 448 700 212	- 32 045 625	- 6 645 625	+4,10%	+15,18%
	Reserve (40 02 41)						58 997 000	64 671 000			1 003 000	1 003 000			1 003 000	1 003 000			-98,30%	-98,45%
							1 284 847 970	1 322 494 403			1 309 175 829	1 456 348 837			1 277 130 204	1 449 703 212			-0,60%	+9,62%
18 03	Asylum and Migration																			
18 03 01	Asylum, Migration and Integration Fund																			
18 03 01 01	DA	3	377 106 629	527 969 782	DA	3	589 841 729	622 469 782	DA	3	182 841 729	507 069 782	DA	3	182 841 729	507 069 782	- 407 000 000	- 115 400 000	-51,51%	-3,96%
	Reserve (40 02 41)						460 000 000	94 500 000			400 000 000	115 400 000			400 000 000	115 400 000	+ 400 000 000	+ 115 400 000	-13,04%	+22,12%
							837 106 629	622 469 782			582 841 729	622 469 782			582 841 729	622 469 782	- 7 000 000		-30,37%	
18 03 01 02	DA	3	281 207 141	327 634 462	DA	3	356 348 555	327 634 462	DA	3	328 748 555	327 634 462	DA	3	328 748 555	327 634 462	- 27 600 000		+16,91%	
18 03 02	European Asylum Support Office (EASO)						94 032 843	94 032 843	DA	3	108 327 419	108 327 419	DA	3	108 327 419	108 327 419			+15,20%	+15,20%
	Reserve (40 02 41)										24 685 306	24 685 306			24 685 306	24 685 306	- 24 685 306	- 24 685 306		
											133 012 725	133 012 725								
18 03 03	European fingerprint database (EURODAC)				DA	3	100 000	p.m.	DA	3	p.m.	p.m.	DA	3	p.m.	p.m.			-100,00%	
18 03 51	Completion of operations and programmes in the field of return, refugees and migration flows				DA	3	p.m.	p.m.	DA	3	p.m.	p.m.	DA	3	p.m.	p.m.				
18 03 77	Pilot projects and preparatory actions																			
18 03 77 04	DA	3	p.m.	p.m.	DA	3	p.m.	p.m.	DA	3	p.m.	p.m.	DA	3	p.m.	p.m.				
18 03 77 05	DA	3	p.m.	p.m.	DA	3	p.m.	p.m.	DA	3	p.m.	p.m.	DA	3	p.m.	p.m.				
18 03 77 06	DA	3	p.m.	p.m.	DA	3	p.m.	p.m.	DA	3	p.m.	p.m.	DA	3	p.m.	p.m.				

Title Chapter Article Item	Section III - Commission		1				2				3				3-2		3/1	
	Title 18 — Migration and Home affairs		Budget 2019				DB 2020				Council's Position on DB 2020				Difference (amount)		Difference (%)	
	DA NDA	FF	c/a	p/a	DA NDA	FF	c/a	p/a	DA NDA	FF	c/a	p/a	c/a	p/a	c/a	p/a		
18 03 77 07	DA	3	p.m.	p.m.	DA	3	p.m.	p.m.	DA	3	p.m.	p.m.						
18 03 77 08	DA	3	p.m.	p.m.	DA	3	p.m.	p.m.	DA	3	p.m.	p.m.						
18 03 77 09	DA	3	p.m.	p.m.	DA	3	p.m.	p.m.	DA	3	p.m.	p.m.						
18 03 77 12	DA	3	p.m.	p.m.	DA	3	p.m.	p.m.	DA	3	p.m.	p.m.						
			752 446 613	949 637 087			1 054 517 703	1 058 431 663			619 917 703	943 031 663	- 434 600 000	- 115 400 000	-17,61%	-0,70%		
			460 000 000	94 500 000			24 685 306	24 685 306			400 000 000	115 400 000	+ 375 314 694	+ 90 714 694	-13,04%	+22,12%		
			1 212 446 613	1 044 137 087			1 079 203 009	1 083 116 969			1 019 917 703	1 058 431 663	- 59 285 306	- 24 685 306	-15,88%	+1,37%		
18 04																		
18 04 01			Europe for Citizens — Strengthening remembrance and enhancing capacity for civic participation at the Union level															
18 04 01 01	DA	3	25 189 000	26 000 000	DA	3	25 959 000	25 000 000	DA	3	24 829 000	25 000 000	- 1 130 000		-1,43%	-3,85%		
18 04 01 02	DA	3	p.m.	p.m.	DA	3	1 385 000	1 030 751	DA	3	1 385 000	1 030 751						
			1 085 000	814 000											-100,00%	-100,00%		
			1 085 000	814 000											+27,65%	+26,63%		
18 04 51	DA	3	p.m.	p.m.	DA	3	p.m.	p.m.	DA	3	p.m.	p.m.						
			25 189 000	26 000 000			27 344 000	26 030 751			26 214 000	26 030 751	- 1 130 000		+4,07%	+0,12%		
			1 085 000	814 000											-100,00%	-100,00%		
			26 274 000	26 814 000											-0,23%	-2,92%		
18 05																		
18 05 03			Societal challenges															
18 05 03 01	DA	1.a	176 575 555	171 687 622	DA	1.a	195 504 220	168 549 256	DA	1.a	176 754 220	168 549 256	- 18 750 000		+0,10%	-1,83%		
18 05 50			Appropriations accruing from contributions from (non-European Economic Area) third parties to research and technological development															

Title Chapter Article Item	Section III - Commission				1				2				3				3-2		3/1		
	Title 18 — Migration and Home affairs				Budget 2019				DB 2020				Council's Position on DB 2020				Difference (amount)		Difference (%)		
	DA NDA	FF	c/a	p/a	DA NDA	FF	c/a	p/a	DA NDA	FF	c/a	p/a	c/a	p/a	c/a	p/a					
18 05 50 01	DA	1.a	p.m.	p.m.	DA	1.a	p.m.	p.m.	DA	1.a	p.m.	p.m.									
18 05 50 02	DA	1.a	p.m.	p.m.	DA	1.a	p.m.	p.m.	DA	1.a	p.m.	p.m.									
18 05 51	DA	1.a	p.m.	10 089 391	DA	1.a	p.m.	3 060 000	DA	1.a	p.m.	3 060 000				-69,67%					
Total Chapter 18 05				176 575 555			181 777 013				195 504 220		171 609 256			- 18 750 000	+0,10%	-5,59%			
18 06	Anti-drugs policy																				
18 06 01	DA	3	2 875 000	2 686 612	DA	3	2 999 000	2 300 000	DA	3	2 999 000	2 300 000				+4,31%	-14,39%				
18 06 02	DA	3	15 096 836	15 096 836	DA	3	16 266 349	16 266 349	DA	3	15 406 349	15 406 349	- 860 000	- 860 000		+2,05%	+2,05%				
18 06 51	DA	3	p.m.	p.m.	DA	3	p.m.	p.m.	DA	3	p.m.	p.m.									
Total Chapter 18 06				17 971 836			17 783 448				19 265 349		18 566 349			- 860 000	- 860 000	+2,41%	-0,43%		
18 07	Instrument for emergency support within the Union																				
18 07 01	DA	3	p.m.	69 287 000	DA	3	p.m.	p.m.	DA	3	p.m.	p.m.						-100,00%			
Total Chapter 18 07				p.m.			69 287 000				p.m.	p.m.							-100,00%		
Total Title 18				2 271 495 179			2 575 769 156				2 681 049 855		2 806 229 610			2 193 195 984	2 682 855 739	- 487 853 871	- 123 373 871	-3,45%	+4,16%
Reserve (40 02 41)				520 082 000			159 985 000				25 688 306		25 688 306			401 003 000	116 403 000	+ 375 314 694	+ 90 714 694	-22,90%	-27,24%
				2 791 577 179			2 735 754 156				2 706 738 161		2 831 917 916			2 594 198 984	2 799 258 739	- 112 539 177	- 32 659 177	-7,07%	+2,32%

Title 19 — Foreign Policy Instruments



Title Chapter Article Item	Section III - Commission		1				2				3				3-2		3/1	
	Title 19 — Foreign Policy Instruments		Budget 2019				DB 2020				Council's Position on DB 2020				Difference (amount)		Difference (%)	
	DA NDA	FF	c/a	p/a	DA NDA	FF	c/a	p/a	DA NDA	FF	c/a	p/a	c/a	p/a	c/a	p/a		
	Title 19 — Foreign Policy Instruments																	
19 01	Administrative expenditure of the 'Foreign policy instruments' policy area																	
19 01 01	Expenditure related to officials and temporary staff in the 'Foreign policy instruments' policy area																	
19 01 01 01	NDA	5.2	8 252 441	8 252 441	NDA	5.2	8 938 278	8 938 278	NDA	5.2	8 712 472	8 712 472	- 225 806	- 225 806	+5,57%	+5,57%		
19 01 01 02	NDA	5.2	1 878 973	1 878 973	NDA	5.2	2 019 579	2 019 579	NDA	5.2	2 019 579	2 019 579			+7,48%	+7,48%		
19 01 02	External personnel and other management expenditure in support of the 'Foreign policy instruments' policy area																	
19 01 02 01	NDA	5.2	2 278 355	2 278 355	NDA	5.2	2 383 911	2 383 911	NDA	5.2	2 299 536	2 299 536	- 84 375	- 84 375	+0,93%	+0,93%		
19 01 02 02	NDA	5.2	68 808	68 808	NDA	5.2	69 792	69 792	NDA	5.2	69 792	69 792			+1,43%	+1,43%		
19 01 02 11	NDA	5.2	554 844	554 844	NDA	5.2	565 407	565 407	NDA	5.2	565 407	565 407			+1,90%	+1,90%		
19 01 02 12	NDA	5.2	80 042	80 042	NDA	5.2	80 535	80 535	NDA	5.2	80 535	80 535			+0,62%	+0,62%		
19 01 03	Expenditure related to information and communication technology equipment and services, buildings and related expenditure of the 'Foreign policy instruments' policy area																	
19 01 03 01	NDA	5.2	553 251	553 251	NDA	5.2	586 330	586 330	NDA	5.2	428 265	428 265	- 158 065	- 158 065	-22,59%	-22,59%		
19 01 03 02	NDA	5.2	374 734	374 734	NDA	5.2	357 526	357 526	NDA	5.2	357 526	357 526			-4,59%	-4,59%		
19 01 04	Support expenditure for operations and programmes in the 'Foreign policy instruments' policy area																	
19 01 04 01	NDA	4	8 200 000	8 200 000	NDA	4	8 400 000	8 400 000	NDA	4	8 400 000	8 400 000			+2,44%	+2,44%		
19 01 04 02	NDA	4	500 000	500 000	NDA	4	500 000	500 000	NDA	4	500 000	500 000						
19 01 04 03	NDA	4	736 727	736 727	NDA	4	743 000	743 000	NDA	4	743 000	743 000			+0,85%	+0,85%		
19 01 04 04	NDA	4	5 798 000	5 798 000	NDA	4	6 139 000	6 139 000	NDA	4	6 139 000	6 139 000			+5,88%	+5,88%		
19 01 06	Executive agencies																	

Title Chapter Article Item	Section III - Commission		1				2				3				3-2		3/1	
	Title 19 — Foreign Policy Instruments		Budget 2019				DB 2020				Council's Position on DB 2020				Difference (amount)		Difference (%)	
	DA NDA	FF	c/a	p/a	DA NDA	FF	c/a	p/a	DA NDA	FF	c/a	p/a	c/a	p/a	c/a	p/a		
19 01 06 01	Education, Audiovisual and Culture Executive Agency — Contribution from the Partnership Instrument		NDA	4	39 000	39 000	NDA	4	p.m.	p.m.	NDA	4	p.m.	p.m.			-100,00%	-100,00%
	Total Chapter 19 01				29 315 175	29 315 175			30 783 358	30 783 358			30 315 112	30 315 112	- 468 246	- 468 246	+3,41%	+3,41%
19 02	Instrument contributing to Stability and Peace (IcSP) — Crisis response, conflict prevention, peace-building and crisis preparedness																	
19 02 01	Response to crisis and emerging crisis		DA	4	256 810 177	220 000 000	DA	4	266 073 177	240 000 000	DA	4	266 073 177	240 000 000			+3,61%	+9,09%
19 02 02	Support to conflict prevention, peace-building and crisis preparedness		DA	4	35 527 000	22 000 000	DA	4	39 784 000	32 000 000	DA	4	39 784 000	32 000 000			+11,98%	+45,45%
19 02 51	Completion of actions in the field of crisis response and preparedness (2007 to 2013)		DA	4	p.m.	5 000 000	DA	4	p.m.	p.m.	DA	4	p.m.	p.m.				-100,00%
	Total Chapter 19 02				292 337 177	247 000 000			305 857 177	272 000 000			305 857 177	272 000 000			+4,62%	+10,12%
19 03	Common foreign and security policy (CFSP)																	
19 03 01	Support to preservation of stability through Common foreign and security policy (CFSP) missions and European Union Special Representatives																	
19 03 01 01	Monitoring mission in Georgia		DA	4	19 000 000	20 000 000	DA	4	22 000 000	37 750 000	DA	4	22 000 000	37 750 000			+15,79%	+88,75%
19 03 01 02	EULEX Kosovo		DA	4	80 000 000	78 000 000	DA	4	79 000 000	74 050 000	DA	4	79 000 000	74 050 000			-1,25%	-5,06%
19 03 01 03	EUPOL Afghanistan		DA	4	p.m.	p.m.	DA	4	p.m.	p.m.	DA	4	p.m.	p.m.				
19 03 01 04	Other crisis management measures and operations		DA	4	176 857 000	171 000 000	DA	4	190 427 000	180 000 000	DA	4	190 427 000	180 000 000			+7,67%	+5,26%
19 03 01 05	Emergency measures		DA	4	19 000 000	p.m.	DA	4	11 000 000	p.m.	DA	4	11 000 000	p.m.			-42,11%	
19 03 01 06	Preparatory and follow-up measures		DA	4	5 500 000	3 000 000	DA	4	1 000 000	350 000	DA	4	1 000 000	350 000			-81,82%	-88,33%
19 03 01 07	European Union Special Representatives		DA	4	13 500 000	13 000 000	DA	4	20 000 000	14 000 000	DA	4	20 000 000	14 000 000			+48,15%	+7,69%
19 03 02	Support to non-proliferation and disarmament		DA	4	20 500 000	20 000 000	DA	4	28 000 000	22 000 000	DA	4	28 000 000	22 000 000			+36,59%	+10,00%
	Total Chapter 19 03				334 357 000	305 000 000			351 427 000	328 150 000			351 427 000	328 150 000			+5,11%	+7,59%
19 04	Election observation missions (EU EOMs)																	
19 04 01	Improving the reliability of electoral processes, in particular by means of election observation missions		DA	4	47 222 896	35 000 000	DA	4	48 442 462	42 000 000	DA	4	48 442 462	42 000 000			+2,58%	+20,00%
19 04 51	Completion of actions in the field of election observation missions (prior to 2014)		DA	4	p.m.	p.m.	DA	4	p.m.	p.m.	DA	4	p.m.	p.m.				
	Total Chapter 19 04				47 222 896	35 000 000			48 442 462	42 000 000			48 442 462	42 000 000			+2,58%	+20,00%

Title Chapter Article Item	Section III - Commission		1				2				3				3-2		3/1	
	Title 19 — Foreign Policy Instruments		Budget 2019				DB 2020				Council's Position on DB 2020				Difference (amount)		Difference (%)	
	DA NDA	FF	c/a	p/a	DA NDA	FF	c/a	p/a	DA NDA	FF	c/a	p/a	c/a	p/a	c/a	p/a		
19 05	Cooperation with third countries under the Partnership Instrument (PI)																	
19 05 01	DA	4	135 667 000	70 000 000	DA	4	142 445 000	110 000 000	DA	4	134 165 000	110 000 000	- 8 280 000		-1,11%	+57,14%		
19 05 20	DA	4	12 500 000	15 267 970	DA	4	13 700 000	14 102 724	DA	4	13 700 000	14 102 724			+9,60%	-7,63%		
19 05 51	DA	4	p.m.	3 500 000	DA	4	p.m.	p.m.	DA	4	p.m.	p.m.				-100,00%		
	Total Chapter 19 05		148 167 000	88 767 970			156 145 000	124 102 724			147 865 000	124 102 724	- 8 280 000		-0,20%	+39,81%		
19 06	Information outreach on the Union's external relations																	
19 06 01	DA	4	15 000 000	15 000 000	DA	4	15 500 000	15 800 000	DA	4	15 500 000	15 800 000			+3,33%	+5,33%		
19 06 77	Pilot projects and preparatory actions																	
19 06 77 01	DA	4	3 000 000	1 500 000	DA	4	p.m.	p.m.	DA	4	p.m.	p.m.			-100,00%	-100,00%		
	Total Chapter 19 06		18 000 000	16 500 000			15 500 000	15 800 000			15 500 000	15 800 000			-13,89%	-4,24%		
	Total Title 19		869 399 248	721 583 145			908 154 997	812 836 082			899 406 751	812 367 836	- 8 748 246	- 468 246	+3,45%	+12,58%		

Title 20 — Trade



Title Chapter Article Item	Section III - Commission		1				2				3				3-2		3/1	
	Title 20 — Trade		Budget 2019				DB 2020				Council's Position on DB 2020				Difference (amount)		Difference (%)	
	DA NDA	FF	c/a	p/a	DA NDA	FF	c/a	p/a	DA NDA	FF	c/a	p/a	c/a	p/a	c/a	p/a		
	Title 20 — Trade																	
20 01	Administrative expenditure of the 'Trade' policy area																	
20 01 01	Expenditure related to officials and temporary staff in the 'Trade' policy area																	
20 01 01 01	NDA	5.2	55 016 278	55 016 278	NDA	5.2	58 595 375	58 595 375	NDA	5.2	58 369 569	58 369 569	- 225 806	- 225 806	+6,10%	+6,10%		
20 01 01 02	NDA	5.2	15 407 577	15 407 577	NDA	5.2	16 762 507	16 762 507	NDA	5.2	16 762 507	16 762 507			+8,79%	+8,79%		
20 01 02	External personnel and other management expenditure in support of the 'Trade' policy area																	
20 01 02 01	NDA	5.2	2 958 569	2 958 569	NDA	5.2	3 016 357	3 016 357	NDA	5.2	2 931 982	2 931 982	- 84 375	- 84 375	-0,90%	-0,90%		
20 01 02 02	NDA	5.2	8 463 372	8 463 372	NDA	5.2	8 584 577	8 584 577	NDA	5.2	8 584 577	8 584 577			+1,43%	+1,43%		
20 01 02 11	NDA	5.2	4 347 413	4 347 413	NDA	5.2	4 346 572	4 346 572	NDA	5.2	4 346 572	4 346 572			-0,02%	-0,02%		
20 01 02 12	NDA	5.2	1 491 686	1 491 686	NDA	5.2	1 508 215	1 508 215	NDA	5.2	1 508 215	1 508 215			+1,11%	+1,11%		
20 01 03	Expenditure related to information and communication technology equipment and services, buildings and related expenditure of the 'Trade' policy area																	
20 01 03 01	NDA	5.2	3 688 337	3 688 337	NDA	5.2	3 843 719	3 843 719	NDA	5.2	3 685 654	3 685 654	- 158 065	- 158 065	-0,07%	-0,07%		
20 01 03 02	NDA	5.2	6 983 683	6 983 683	NDA	5.2	6 695 474	6 695 474	NDA	5.2	6 695 474	6 695 474			-4,13%	-4,13%		
	Total Chapter 20 01																	
			98 356 915	98 356 915			103 352 796	103 352 796			102 884 550	102 884 550	- 468 246	- 468 246	+4,60%	+4,60%		
20 02	Trade policy																	
20 02 01	External trade relations, including access to the markets of third countries																	
20 02 01	DA	4	12 584 000	11 800 000	DA	4	12 621 000	11 800 000	DA	4	12 621 000	11 800 000			+0,29%			
20 02 03	Aid for trade — Multilateral initiatives																	
20 02 03	DA	4	4 500 000	4 500 000	DA	4	4 500 000	4 500 000	DA	4	4 500 000	4 500 000						
20 02 77	Pilot projects and preparatory actions																	
20 02 77 02	DA	4	280 000	340 000	DA	4	p.m.	130 000	DA	4	p.m.	130 000			-100,00%	-61,76%		
	Total Chapter 20 02																	
			17 364 000	16 640 000			17 121 000	16 430 000			17 121 000	16 430 000			-1,40%	-1,26%		
	Total Title 20																	
			115 720 915	114 996 915			120 473 796	119 782 796			120 005 550	119 314 550	- 468 246	- 468 246	+3,70%	+3,75%		

Title 21 — International Cooperation and Development



Title Chapter Article Item	Section III - Commission				1				2				3				3-2		3/1	
	Title 21 — International Cooperation and Development				Budget 2019				DB 2020				Council's Position on DB 2020				Difference (amount)		Difference (%)	
	DA NDA	FF	c/a	p/a	DA NDA	FF	c/a	p/a	DA NDA	FF	c/a	p/a	DA NDA	FF	c/a	p/a	c/a	p/a	c/a	p/a
21 01	Title 21 — International Cooperation and Development																			
21 01	Administrative expenditure of the 'International cooperation and development' policy area																			
21 01 01	Expenditure related to officials and temporary staff in the 'International cooperation and development' policy area																			
21 01 01 01	NDA	5.2	69 009 549	69 009 549	NDA	5.2	70 513 079	70 513 079	NDA	5.2	70 287 273	70 287 273			- 225 806	- 225 806	+1,85%	+1,85%		
21 01 01 02	NDA	5.2	83 238 496	83 238 496	NDA	5.2	94 718 259	94 718 259	NDA	5.2	94 718 259	94 718 259					+13,79%	+13,79%		
21 01 02	External personnel and other management expenditure in support of the 'International cooperation and development' policy area																			
21 01 02 01	NDA	5.2	2 505 315	2 505 315	NDA	5.2	2 516 985	2 516 985	NDA	5.2	2 432 610	2 432 610			- 84 375	- 84 375	-2,90%	-2,90%		
21 01 02 02	NDA	5.2	2 683 509	2 683 509	NDA	5.2	2 861 524	2 861 524	NDA	5.2	2 861 524	2 861 524					+6,63%	+6,63%		
21 01 02 11	NDA	5.2	4 330 495	4 330 495	NDA	5.2	4 324 543	4 324 543	NDA	5.2	4 324 543	4 324 543					-0,14%	-0,14%		
21 01 02 12	NDA	5.2	3 507 282	3 507 282	NDA	5.2	3 733 928	3 733 928	NDA	5.2	3 733 928	3 733 928					+6,46%	+6,46%		
21 01 03	Expenditure related to information and communication technology equipment and services, buildings and related expenditure of the 'International cooperation and development' policy area																			
21 01 03 01	NDA	5.2	4 626 457	4 626 457	NDA	5.2	4 625 493	4 625 493	NDA	5.2	4 467 428	4 467 428			- 158 065	- 158 065	-3,44%	-3,44%		
21 01 03 02	NDA	5.2	16 420 172	16 420 172	NDA	5.2	16 576 175	16 576 175	NDA	5.2	16 576 175	16 576 175					+0,95%	+0,95%		
21 01 04	Support expenditure for operations and programmes in the 'International cooperation and development' policy area																			
21 01 04 01	NDA	4	87 647 486	87 647 486	NDA	4	88 392 838	88 392 838	NDA	4	88 392 838	88 392 838					+0,85%	+0,85%		
21 01 04 03	NDA	4	10 573 850	10 573 850	NDA	4	10 854 220	10 854 220	NDA	4	10 854 220	10 854 220					+2,65%	+2,65%		
21 01 04 04	NDA	4	2 300 000	2 300 000	NDA	4	2 300 000	2 300 000	NDA	4	2 300 000	2 300 000								
21 01 04 05	NDA	4	1 475 951	1 475 951	NDA	4	1 490 710	1 490 710	NDA	4	1 490 710	1 490 710					+1,00%	+1,00%		
21 01 04 06	NDA	4	264 281	264 281	NDA	4	269 000	269 000	NDA	4	269 000	269 000					+1,79%	+1,79%		

Title Chapter Article Item	Section III - Commission		1				2				3				3-2		3/1	
	Title 21 — International Cooperation and Development		Budget 2019				DB 2020				Council's Position on DB 2020				Difference (amount)		Difference (%)	
	DA NDA	FF	c/a	p/a	DA NDA	FF	c/a	p/a	DA NDA	FF	c/a	p/a	c/a	p/a	c/a	p/a		
21 01 04 07	NDA	4	p.m.	p.m.	NDA	4	p.m.	p.m.	NDA	4	p.m.	p.m.						
21 01 04 08	NDA	4	p.m.	p.m.	NDA	4	p.m.	p.m.	NDA	4	p.m.	p.m.						
21 01 06	Executive agencies																	
21 01 06 01	NDA	4	2 474 000	2 474 000	NDA	4	2 377 000	2 377 000	NDA	4	2 377 000	2 377 000			-3,92%	-3,92%		
Total Chapter 21 01			291 056 843	291 056 843			305 553 754	305 553 754			305 085 508	305 085 508	- 468 246	- 468 246	+4,82%	+4,82%		
21 02	Development cooperation instrument (DCI)																	
21 02 01	DA	4	360 928 415	267 589 959	DA	4	381 313 631	274 000 000	DA	4	381 313 631	274 000 000			+5,65%	+2,40%		
21 02 02	DA	4	794 388 665	650 000 000	DA	4	821 480 778	656 000 000	DA	4	792 480 778	656 000 000	- 29 000 000		-0,24%	+0,92%		
21 02 03	DA	4	151 706 054	85 000 000	DA	4	163 710 652	102 000 000	DA	4	151 210 652	102 000 000	- 12 500 000		-0,33%	+20,00%		
21 02 04	DA	4	178 531 328	100 000 000	DA	4	243 843 466	70 000 000	DA	4	223 843 466	70 000 000	- 20 000 000		+25,38%	-30,00%		
21 02 05	DA	4	199 417 199	170 000 000	DA	4	199 417 199	143 000 000	DA	4	199 417 199	143 000 000				-15,88%		
21 02 06	DA	4	22 293 472	42 000 000	DA	4	17 000 000	24 500 000	DA	4	17 000 000	24 500 000			-23,74%	-41,67%		
21 02 07	Global public goods and challenges and poverty reduction, sustainable development and democracy																	
21 02 07 01	DA	4	224 576 156	132 600 000	DA	4	216 473 403	157 900 000	DA	4	216 473 403	157 900 000			-3,61%	+19,08%		
21 02 07 02	DA	4	99 412 181	45 000 000	DA	4	96 210 401	50 250 000	DA	4	96 210 401	50 250 000			-3,22%	+11,67%		
21 02 07 03	DA	4	238 149 346	217 000 000	DA	4	200 438 336	257 236 000	DA	4	200 438 336	247 236 000		- 10 000 000	-15,84%	+13,93%		
21 02 07 04	DA	4	231 563 021	150 000 000	DA	4	232 508 470	185 000 000	DA	4	229 008 470	175 000 000	- 3 500 000	- 10 000 000	-1,10%	+16,67%		
21 02 07 05	DA	4	56 748 845	110 000 000	DA	4	56 122 734	105 000 000	DA	4	56 122 734	105 000 000			-1,10%	-4,55%		
21 02 08	Financing initiatives in the area of development by or for civil society organisations and local authorities																	
21 02 08 01	DA	4	230 999 756	175 700 000	DA	4	223 492 438	195 000 000	DA	4	218 492 438	195 000 000	- 5 000 000		-5,41%	+10,98%		
21 02 08 02	DA	4	73 208 919	41 900 000	DA	4	74 497 479	53 600 000	DA	4	74 497 479	53 600 000			+1,76%	+27,92%		
21 02 09	DA	4	133 966 165	100 000 000	DA	4	135 756 524	109 950 000	DA	4	135 756 524	109 950 000			+1,34%	+9,95%		
21 02 20	DA	4	103 888 290	104 887 435	DA	4	99 423 948	103 256 481	DA	4	99 423 948	103 256 481			-4,30%	-1,55%		
21 02 30	DA	4	340 000	340 000	DA	4	340 000	340 000	DA	4	340 000	340 000						
21 02 40	DA	4	2 500 000	2 500 000	DA	4	2 500 000	2 500 000	DA	4	2 500 000	2 500 000						

Title Chapter Article Item	Section III - Commission		1				2				3				3-2		3/1	
	Title 21 — International Cooperation and Development		Budget 2019				DB 2020				Council's Position on DB 2020				Difference (amount)		Difference (%)	
	DA NDA	FF	c/a	p/a	DA NDA	FF	c/a	p/a	DA NDA	FF	c/a	p/a	c/a	p/a	c/a	p/a		
21 02 51	Completion of actions in the area of development cooperation (prior to 2014)																	
21 02 51 01	DA	4	p.m.	10 000 000	DA	4	p.m.	1 000 000	DA	4	p.m.	1 000 000				-90,00%		
21 02 51 02	DA	4	p.m.	36 383 916	DA	4	p.m.	30 000 000	DA	4	p.m.	30 000 000				-17,55%		
21 02 51 03	DA	4	p.m.	75 000 000	DA	4	p.m.	82 000 000	DA	4	p.m.	82 000 000				+9,33%		
21 02 51 04	DA	4	p.m.	40 000 000	DA	4	p.m.	10 000 000	DA	4	p.m.	10 000 000				-75,00%		
21 02 51 05	DA	4	p.m.	32 000 000	DA	4	p.m.	3 200 000	DA	4	p.m.	3 200 000				-90,00%		
21 02 51 06	DA	4	p.m.	57 100 000	DA	4	p.m.	15 400 000	DA	4	p.m.	15 400 000				-73,03%		
21 02 51 07	DA	4	p.m.	3 500 000	DA	4	p.m.	2 500 000	DA	4	p.m.	2 500 000				-28,57%		
21 02 51 08	DA	4	p.m.	60 500 000	DA	4	p.m.	55 100 000	DA	4	p.m.	55 100 000				-8,93%		
21 02 77	Pilot projects and preparatory actions																	
21 02 77 02	DA	4	p.m.	p.m.	DA	4	p.m.	p.m.	DA	4	p.m.	p.m.						
21 02 77 07	DA	4	p.m.	p.m.	DA	4	p.m.	p.m.	DA	4	p.m.	p.m.						
21 02 77 10	DA	4	p.m.	p.m.	DA	4	p.m.	p.m.	DA	4	p.m.	p.m.						
21 02 77 13	DA	4	p.m.	p.m.	DA	4	p.m.	p.m.	DA	4	p.m.	p.m.						
21 02 77 14	DA	4	p.m.	500 000	DA	4	p.m.	p.m.	DA	4	p.m.	p.m.				-100,00%		
21 02 77 15	DA	4	p.m.	p.m.	DA	4	p.m.	p.m.	DA	4	p.m.	p.m.						
21 02 77 16	DA	4	p.m.	500 000	DA	4	p.m.	500 000	DA	4	p.m.	500 000						
21 02 77 18	DA	4	p.m.	140 000	DA	4	p.m.	p.m.	DA	4	p.m.	p.m.				-100,00%		
21 02 77 19	DA	4	p.m.	p.m.	DA	4	p.m.	p.m.	DA	4	p.m.	p.m.						
21 02 77 20	DA	4	p.m.	p.m.	DA	4	p.m.	p.m.	DA	4	p.m.	p.m.						

Title Chapter Article Item	Section III - Commission		1				2				3				3-2		3/1	
	Title 21 — International Cooperation and Development		Budget 2019				DB 2020				Council's Position on DB 2020				Difference (amount)		Difference (%)	
	DA NDA	FF	c/a	p/a	DA NDA	FF	c/a	p/a	DA NDA	FF	c/a	p/a	c/a	p/a	c/a	p/a		
21 02 77 21	DA	4	p.m.	p.m.	DA	4	p.m.	p.m.	DA	4	p.m.	p.m.						
21 02 77 22	DA	4	p.m.	150 000	DA	4	p.m.	p.m.	DA	4	p.m.	p.m.				-100,00%		
21 02 77 23	DA	4	p.m.	126 653	DA	4	p.m.	p.m.	DA	4	p.m.	p.m.				-100,00%		
21 02 77 24	DA	4	p.m.	p.m.	DA	4	p.m.	p.m.	DA	4	p.m.	p.m.						
21 02 77 25	DA	4	p.m.	80 000	DA	4	p.m.	p.m.	DA	4	p.m.	p.m.				-100,00%		
21 02 77 26	DA	4	p.m.	350 000	DA	4	p.m.	650 153	DA	4	p.m.	650 153				+85,76%		
21 02 77 27	DA	4	p.m.	550 000	DA	4	p.m.	450 000	DA	4	p.m.	450 000				-18,18%		
21 02 77 28	DA	4	p.m.	500 000	DA	4	p.m.	p.m.	DA	4	p.m.	p.m.				-100,00%		
21 02 77 29	DA	4	p.m.	500 000	DA	4	p.m.	p.m.	DA	4	p.m.	p.m.				-100,00%		
21 02 77 30	DA	4	p.m.	p.m.	DA	4	p.m.	p.m.	DA	4	p.m.	p.m.						
21 02 77 31	DA	4	p.m.	225 000	DA	4	p.m.	p.m.	DA	4	p.m.	p.m.				-100,00%		
21 02 77 32	DA	4	p.m.	p.m.	DA	4	p.m.	p.m.	DA	4	p.m.	p.m.						
21 02 77 33	DA	4	350 000	300 000	DA	4	p.m.	300 000	DA	4	p.m.	300 000				-100,00%		
21 02 77 35	DA	4	1 195 000	597 500	DA	4	p.m.	p.m.	DA	4	p.m.	p.m.				-100,00%		
21 02 77 36	DA	4	1 500 000	750 000	DA	4	p.m.	p.m.	DA	4	p.m.	p.m.				-100,00%		

Title Chapter Article Item	Section III - Commission		1				2				3				3-2		3/1	
	Title 21 — International Cooperation and Development		Budget 2019				DB 2020				Council's Position on DB 2020				Difference (amount)		Difference (%)	
	DA NDA	FF	c/a	p/a	DA NDA	FF	c/a	p/a	DA NDA	FF	c/a	p/a	c/a	p/a	c/a	p/a		
	Total Chapter 21 02		3 105 662 812	2 714 270 463			3 164 529 459	2 690 632 634			3 094 529 459	2 670 632 634	- 70 000 000	- 20 000 000	-0,36%	-1,61%		
21 04	European Instrument for Democracy and Human Rights																	
21 04 01	DA	4	138 124 454	110 000 000	DA	4	141 214 245	125 000 000	DA	4	136 618 245	125 000 000	- 4 596 000		-1,09%	+13,64%		
21 04 51	DA	4	p.m.	3 000 000	DA	4	p.m.	1 000 000	DA	4	p.m.	1 000 000				-66,67%		
21 04 77	Pilot projects and preparatory actions																	
21 04 77 02	DA	4	p.m.	p.m.	DA	4	p.m.	p.m.	DA	4	p.m.	p.m.						
	Total Chapter 21 04		138 124 454	113 000 000			141 214 245	126 000 000			136 618 245	126 000 000	- 4 596 000		-1,09%	+11,50%		
21 05	Instrument contributing to Stability and Peace (IcSP) — Global and trans-regional threats and emerging threats																	
21 05 01	DA	4	73 900 000	56 300 000	DA	4	77 250 000	62 000 000	DA	4	77 250 000	62 000 000			+4,53%	+10,12%		
21 05 51	DA	4	p.m.	7 500 000	DA	4	p.m.	5 000 000	DA	4	p.m.	5 000 000				-33,33%		
	Total Chapter 21 05		73 900 000	63 800 000			77 250 000	67 000 000			77 250 000	67 000 000			+4,53%	+5,02%		
21 06	Instrument for Nuclear Safety Cooperation																	
21 06 01	DA	4	32 154 049	30 000 000	DA	4	31 394 290	23 700 000	DA	4	31 394 290	23 700 000			-2,36%	-21,00%		
21 06 02	DA	4	p.m.	p.m.	DA	4	p.m.	p.m.	DA	4	p.m.	p.m.						
21 06 51	DA	4	p.m.	10 000 000	DA	4	p.m.	7 500 000	DA	4	p.m.	7 500 000				-25,00%		
	Total Chapter 21 06		32 154 049	40 000 000			31 394 290	31 200 000			31 394 290	31 200 000			-2,36%	-22,00%		
21 07	The European Union-Greenland partnership																	
21 07 01	DA	4	32 640 000	32 110 000	DA	4	33 220 000	33 104 000	DA	4	33 220 000	33 104 000			+1,78%	+3,10%		
	Total Chapter 21 07		32 640 000	32 110 000			33 220 000	33 104 000			33 220 000	33 104 000			+1,78%	+3,10%		
21 08	Development and cooperation worldwide																	

Title Chapter Article Item	Section III - Commission		1				2				3				3-2		3/1	
	Title 21 — International Cooperation and Development		Budget 2019				DB 2020				Council's Position on DB 2020				Difference (amount)		Difference (%)	
	DA NDA	FF	c/a	p/a	DA NDA	FF	c/a	p/a	DA NDA	FF	c/a	p/a	c/a	p/a	c/a	p/a		
21 08 01	DA	4	28 332 000	29 585 532	DA	4	32 644 000	30 498 459	DA	4	27 356 000	30 498 459	- 5 288 000		-3,44%	+3,09%		
21 08 02	DA	4	14 896 000	12 658 936	DA	4	15 335 000	15 445 488	DA	4	15 335 000	15 445 488			+2,95%	+22,01%		
			43 228 000	42 244 468			47 979 000	45 943 947			42 691 000	45 943 947	- 5 288 000		-1,24%	+8,76%		
21 09																		
21 09 51																		
21 09 51 01	DA	4	p.m.	4 000 000	DA	4	p.m.	2 000 000	DA	4	p.m.	2 000 000				-50,00%		
21 09 51 02	DA	4	p.m.	1 000 000	DA	4	p.m.	1 000 000	DA	4	p.m.	1 000 000						
21 09 51 03	DA	4	p.m.	p.m.	DA	4	p.m.	p.m.	DA	4	p.m.	p.m.						
			p.m.	5 000 000			p.m.	3 000 000			p.m.	3 000 000				-40,00%		
			3 716 766 158	3 301 481 774			3 801 140 748	3 302 434 335			3 720 788 502	3 281 966 089	- 80 352 246	- 20 468 246	+0,11%	-0,59%		

Title 22 — Neighbourhood and Enlargement negotiations



Title Chapter Article Item	Section III - Commission		1				2				3				3-2		3/1	
	Title 22 — Neighbourhood and Enlargement negotiations		Budget 2019				DB 2020				Council's Position on DB 2020				Difference (amount)		Difference (%)	
	DA NDA	FF	c/a	p/a	DA NDA	FF	c/a	p/a	DA NDA	FF	c/a	p/a	c/a	p/a	c/a	p/a		
22 01	Title 22 — Neighbourhood and Enlargement negotiations																	
22 01 01	Administrative expenditure of the 'Neighbourhood and enlargement negotiations' policy area																	
22 01 01	Expenditure related to officials and temporary staff in the 'Neighbourhood and enlargement negotiations' policy area																	
22 01 01 01	NDA	5.2	33 129 367	33 129 367	NDA	5.2	37 987 680	37 987 680	NDA	5.2	37 761 874	37 761 874	- 225 806	- 225 806	+13,98%	+13,98%		
22 01 01 02	NDA	5.2	23 862 954	23 862 954	NDA	5.2	25 648 655	25 648 655	NDA	5.2	25 648 655	25 648 655			+7,48%	+7,48%		
22 01 02	External personnel and other management expenditure in support of the 'Neighbourhood and enlargement negotiations' policy area																	
22 01 02 01	NDA	5.2	2 071 959	2 071 959	NDA	5.2	2 105 136	2 105 136	NDA	5.2	2 020 761	2 020 761	- 84 375	- 84 375	-2,47%	-2,47%		
22 01 02 02	NDA	5.2	963 311	963 311	NDA	5.2	977 107	977 107	NDA	5.2	977 107	977 107			+1,43%	+1,43%		
22 01 02 11	NDA	5.2	1 620 764	1 620 764	NDA	5.2	1 616 957	1 616 957	NDA	5.2	1 616 957	1 616 957			-0,23%	-0,23%		
22 01 02 12	NDA	5.2	1 025 990	1 025 990	NDA	5.2	1 032 322	1 032 322	NDA	5.2	1 032 322	1 032 322			+0,62%	+0,62%		
22 01 03	Expenditure related to information and communication technology equipment and services, buildings and related expenditure of the 'Neighbourhood and enlargement negotiations' policy area																	
22 01 03 01	NDA	5.2	2 221 020	2 221 020	NDA	5.2	2 491 903	2 491 903	NDA	5.2	2 333 838	2 333 838	- 158 065	- 158 065	+5,08%	+5,08%		
22 01 03 02	NDA	5.2	4 803 411	4 803 411	NDA	5.2	4 582 825	4 582 825	NDA	5.2	4 582 825	4 582 825			-4,59%	-4,59%		
22 01 04	Support expenditure for operations and programmes in the 'Neighbourhood and enlargement negotiations' policy area																	
22 01 04 01	NDA	4	43 500 894	43 500 894	NDA	4	44 139 408	44 139 408	NDA	4	44 139 408	44 139 408			+1,47%	+1,47%		
22 01 04 02	NDA	4	51 098 872	51 098 872	NDA	4	50 905 181	50 905 181	NDA	4	50 905 181	50 905 181			-0,38%	-0,38%		
22 01 04 03	NDA	4	p.m.	p.m.	NDA	4	p.m.	p.m.	NDA	4	p.m.	p.m.						
22 01 06	Executive agencies																	
22 01 06 01	NDA	4	689 000	689 000	NDA	4	635 000	635 000	NDA	4	635 000	635 000			-7,84%	-7,84%		

Title Chapter Article Item	Section III - Commission		1				2				3				3-2		3/1	
	Title 22 — Neighbourhood and Enlargement negotiations		Budget 2019				DB 2020				Council's Position on DB 2020				Difference (amount)		Difference (%)	
	DA NDA	FF	c/a	p/a	DA NDA	FF	c/a	p/a	DA NDA	FF	c/a	p/a	c/a	p/a	c/a	p/a		
22 01 06 02	Education, Audiovisual and Culture Executive Agency — Contribution from European Neighbourhood Instrument (ENI)		NDA	4	1 926 000	1 926 000	NDA	4	1 868 000	1 868 000	NDA	4	1 868 000	1 868 000			-3,01%	-3,01%
	Total Chapter 22 01				166 913 542	166 913 542			173 990 174	173 990 174			173 521 928	173 521 928	- 468 246	- 468 246	+3,96%	+3,96%
22 02	Enlargement process and strategy																	
22 02 01	Support to Albania, Bosnia and Herzegovina, Kosovo, Montenegro, Serbia and North Macedonia																	
22 02 01 01	Support for political reforms and related progressive alignment with the Union acquis		DA	4	193 267 000	227 854 842	DA	4	189 267 000	212 302 068	DA	4	189 267 000	212 302 068			-2,07%	-6,83%
22 02 01 02	Support for economic, social and territorial development and related progressive alignment with the Union acquis		DA	4	310 439 000	158 031 933	DA	4	396 900 044	199 087 189	DA	4	396 900 044	199 087 189			+27,85%	+25,98%
22 02 02	Support to Iceland																	
22 02 02 01	Support for political reforms and related progressive alignment with the Union acquis		DA	4	p.m.	p.m.	DA	4	p.m.	p.m.	DA	4	p.m.	p.m.				
22 02 02 02	Support for economic, social and territorial development and related progressive alignment with the Union acquis		DA	4	p.m.	p.m.	DA	4	p.m.	p.m.	DA	4	p.m.	p.m.				
22 02 03	Support to Turkey																	
22 02 03 01	Support for political reforms and related progressive alignment with the Union acquis		DA	4	160 000 000	105 719 568	DA	4	160 000 000	58 772 300	DA	4	134 000 000	58 772 300	- 26 000 000		-16,25%	-44,41%
22 02 03 02	Support for economic, social and territorial development and related progressive alignment with the Union acquis		DA	4	898 700 000	678 080 653	DA	4	65 000 000	463 786 099	DA	4	60 000 000	463 786 099	- 5 000 000		-93,32%	-31,60%
22 02 04	Regional integration and territorial cooperation and support to groups of countries (horizontal programmes)																	
22 02 04 01	Multi-country programmes, regional integration and territorial cooperation		DA	4	603 729 000	204 433 787	DA	4	603 637 000	304 788 952	DA	4	603 637 000	304 788 952			-0,02%	+49,09%
22 02 04 02	Erasmus+ — Contribution from the Instrument for Pre-accession Assistance (IPA)		DA	4	32 311 000	36 129 402	DA	4	32 365 000	25 325 250	DA	4	32 365 000	25 325 250			+0,17%	-29,90%
22 02 04 03	Contribution to the Energy Community for South-East Europe		DA	4	4 812 073	4 812 073	DA	4	4 652 100	4 652 100	DA	4	4 652 100	4 652 100			-3,32%	-3,32%
22 02 51	Completion of former pre-accession assistance (prior to 2014)		DA	4	p.m.	75 304 934	DA	4	p.m.	31 063 116	DA	4	p.m.	31 063 116				-58,75%
22 02 77	Pilot projects and preparatory actions																	
22 02 77 01	Pilot project — Preserving and restoring cultural heritage in conflict areas		DA	4	p.m.	p.m.	DA	4	p.m.	p.m.	DA	4	p.m.	p.m.				
22 02 77 02	Preparatory action — Preserving and restoring cultural heritage in conflict areas		DA	4	p.m.	p.m.	DA	4	p.m.	p.m.	DA	4	p.m.	p.m.				

Title Chapter Article Item	Section III - Commission		1				2				3				3-2		3/1	
	Title 22 — Neighbourhood and Enlargement negotiations		Budget 2019				DB 2020				Council's Position on DB 2020				Difference (amount)		Difference (%)	
	DA NDA	FF	c/a	p/a	DA NDA	FF	c/a	p/a	DA NDA	FF	c/a	p/a	c/a	p/a	c/a	p/a		
22 02 77 03	DA	4	p.m.	p.m.	DA	4	p.m.	p.m.	DA	4	p.m.	p.m.						
	Total Chapter 22 02		2 203 258 073	1 490 367 192			1 451 821 144	1 299 777 074			1 420 821 144	1 299 777 074	- 31 000 000		-35,51%	-12,79%		
22 04	European Neighbourhood Instrument (ENI)																	
22 04 01	Supporting cooperation with Mediterranean countries																	
22 04 01 01	DA	4	133 923 308	113 187 109	DA	4	130 732 660	99 184 805	DA	4	130 732 660	99 184 805			-2,38%	-12,37%		
22 04 01 02	DA	4	668 160 985	460 291 018	DA	4	654 227 065	470 341 793	DA	4	654 227 065	470 341 793			-2,09%	+2,18%		
22 04 01 03	DA	4	423 718 409	176 765 265	DA	4	401 220 115	193 963 018	DA	4	386 220 115	188 963 018	- 15 000 000	- 5 000 000	-8,85%	+6,90%		
22 04 01 04	DA	4	329 811 939	228 241 231	DA	4	320 598 750	302 440 740	DA	4	320 598 750	302 440 740			-2,79%	+32,51%		
22 04 02	Supporting cooperation with Eastern Partnership countries																	
22 04 02 01	DA	4	250 016 953	118 847 071	DA	4	251 379 012	142 497 911	DA	4	251 379 012	142 497 911			+0,54%	+19,90%		
22 04 02 02	DA	4	380 730 900	293 298 586	DA	4	385 828 623	268 456 920	DA	4	385 828 623	268 456 920			+1,34%	-8,47%		
22 04 02 03	DA	4	12 770 062	4 949 450	DA	4	12 708 666	2 488 783	DA	4	12 708 666	2 488 783			-0,48%	-49,72%		
22 04 03	Ensuring efficient cross-border cooperation (CBC) and support to other multi-country cooperation																	
22 04 03 01	DA	4	93 150 335	105 082 359	DA	4	96 299 260	53 256 169	DA	4	96 299 260	53 256 169			+3,38%	-49,32%		
22 04 03 02	DA	1.b	79 548 996	105 082 358	DA	1.b	81 139 971	53 256 169	DA	1.b	81 139 971	53 256 169			+2,00%	-49,32%		
22 04 03 03	DA	4	215 100 000	102 849 403	DA	4	223 300 000	145 229 012	DA	4	215 300 000	140 229 012	- 8 000 000	- 5 000 000	+0,09%	+36,34%		
22 04 03 04	DA	4	28 500 000	5 649 933	DA	4	28 500 000	16 297 114	DA	4	28 500 000	16 297 114				+188,45%		
22 04 20	DA	4	86 794 000	99 522 552	DA	4	88 242 000	83 635 984	DA	4	88 242 000	83 635 984			+1,67%	-15,96%		
22 04 51	DA	4	p.m.	298 597 906	DA	4	p.m.	135 602 472	DA	4	p.m.	135 602 472				-54,59%		

Title Chapter Article Item	Section III - Commission		1				2				3				3-2		3/1	
	Title 22 — Neighbourhood and Enlargement negotiations		Budget 2019				DB 2020				Council's Position on DB 2020				Difference (amount)		Difference (%)	
	DA NDA	FF	c/a	p/a	DA NDA	FF	c/a	p/a	DA NDA	FF	c/a	p/a	c/a	p/a	c/a	p/a		
22 04 52	Cross-border cooperation (CBC) — Contribution from Heading 1b (Regional Policy)		DA	1.b	p.m.	p.m.	DA	1.b	p.m.	p.m.	DA	1.b	p.m.	p.m.				
22 04 77	Pilot projects and preparatory actions																	
22 04 77 03	Preparatory action — New Euro-Mediterranean strategy for youth employment promotion		DA	4	p.m.	p.m.	DA	4	p.m.	p.m.	DA	4	p.m.	p.m.				
22 04 77 04	Pilot project — ENP funding — Preparing staff for EU-ENP-related jobs		DA	4	p.m.	p.m.	DA	4	p.m.	p.m.	DA	4	p.m.	p.m.				
22 04 77 05	Preparatory action — Asset recovery to Arab Spring countries		DA	4	p.m.	p.m.	DA	4	p.m.	p.m.	DA	4	p.m.	p.m.				
22 04 77 06	Pilot project — Developing knowledge-based European journalism relating to Europe's neighbours, through educational activities delivered by the NatoIn Campus of the College of Europe.		DA	4	p.m.	p.m.	DA	4	p.m.	p.m.	DA	4	p.m.	p.m.				
22 04 77 07	Preparatory action — Support for Union neighbours to implement asset recovery		DA	4	p.m.	p.m.	DA	4	p.m.	p.m.	DA	4	p.m.	p.m.				
Total Chapter 22 04					2 702 225 887	2 112 364 241			2 674 176 122	1 966 650 890			2 651 176 122	1 956 650 890	- 23 000 000	- 10 000 000	-1,89%	-7,37%
Total Title 22					5 072 397 502	3 769 644 975			4 299 987 440	3 440 418 138			4 245 519 194	3 429 949 892	- 54 468 246	- 10 468 246	-16,30%	-9,01%

Title 23 — Humanitarian aid and civil protection

Title Chapter Article Item	Section III - Commission		1				2				3				3-2		3/1	
	Title 23 — Humanitarian aid and civil protection		Budget 2019				DB 2020				Council's Position on DB 2020				Difference (amount)		Difference (%)	
	DA NDA	FF	c/a	p/a	DA NDA	FF	c/a	p/a	DA NDA	FF	c/a	p/a	c/a	p/a	c/a	p/a		
23 01	Title 23 — Humanitarian aid and civil protection																	
	Administrative expenditure of the 'Humanitarian aid and civil protection' policy area																	
23 01 01	NDA	5.2	28 584 545	28 584 545	NDA	5.2	32 525 399	32 525 399	NDA	5.2	32 299 593	32 299 593	- 225 806	- 225 806	+13,00%	+13,00%		
23 01 02	External personnel and other management expenditure in support of the 'Humanitarian aid and civil protection' policy area																	
23 01 02 01	NDA	5.2	4 587 606	4 587 606	NDA	5.2	6 370 953	6 370 953	NDA	5.2	6 286 578	6 286 578	- 84 375	- 84 375	+37,03%	+37,03%		
23 01 02 11	NDA	5.2	1 912 327	1 912 327	NDA	5.2	2 008 315	2 008 315	NDA	5.2	2 008 315	2 008 315			+5,02%	+5,02%		
23 01 03	NDA	5.2	1 916 332	1 916 332	NDA	5.2	2 133 590	2 133 590	NDA	5.2	1 975 525	1 975 525	- 158 065	- 158 065	+3,09%	+3,09%		
23 01 04	Support expenditure for operations and programmes in the 'Humanitarian aid and civil protection' policy area																	
23 01 04 01	NDA	4	9 552 665	9 552 665	NDA	4	9 589 221	9 589 221	NDA	4	9 589 221	9 589 221			+0,38%	+0,38%		
23 01 06	Executive agencies																	
23 01 06 01	NDA	4	1 172 000	1 172 000	NDA	4	1 256 000	1 256 000	NDA	4	1 256 000	1 256 000			+7,17%	+7,17%		
	Total Chapter 23 01																	
			47 725 475	47 725 475			53 883 478	53 883 478			53 415 232	53 415 232	- 468 246	- 468 246	+11,92%	+11,92%		
23 02	Humanitarian aid, food assistance and disaster preparedness																	
23 02 01	DA	4	1 592 271 335	1 540 690 000	DA	4	1 042 234 779	1 144 000 000	DA	4	992 234 779	1 144 000 000	- 50 000 000		-37,68%	-25,75%		
23 02 02	DA	4	50 000 000	52 800 000	DA	4	50 000 000	53 700 000	DA	4	50 000 000	53 700 000				+1,70%		
23 02 77	Pilot projects and preparatory actions																	
23 02 77 01	DA	4	p.m.	250 000	DA	4	p.m.	p.m.	DA	4	p.m.	p.m.					-100,00%	
	Total Chapter 23 02																	
			1 642 271 335	1 593 740 000			1 092 234 779	1 197 700 000			1 042 234 779	1 197 700 000	- 50 000 000		-36,54%	-24,85%		
23 03	The Union Civil Protection Mechanism																	
23 03 01	Disaster prevention and preparedness																	

Title Chapter Article Item	Section III - Commission		1				2				3				3-2		3/1	
	Title 23 — Humanitarian aid and civil protection		Budget 2019				DB 2020				Council's Position on DB 2020				Difference (amount)		Difference (%)	
	DA NDA	FF	c/a	p/a	DA NDA	FF	c/a	p/a	DA NDA	FF	c/a	p/a	c/a	p/a	c/a	p/a		
23 03 01 01	Disaster prevention and preparedness within the Union	DA	3	28 256 000	23 200 000	DA	3	137 788 000	63 000 000	DA	3	137 788 000	63 000 000			+387,64%	+171,55%	
	Reserve (40 02 41)			105 900 000	46 560 000											-100,00%	-100,00%	
				134 156 000	69 760 000											+2,71%	-9,69%	
23 03 01 02	Disaster prevention and preparedness in Third countries	DA	4	5 846 000	5 819 041	DA	4	6 029 000	5 206 250	DA	4	6 029 000	5 206 250			+3,13%	-10,53%	
23 03 01 03	European Solidarity Corps — Contribution from Union Civil Protection Mechanism (UCPM)	DA	3	2 000 000	2 000 000	DA	3	2 000 000	2 000 000	DA	3	2 000 000	2 000 000					
23 03 02	Rapid and efficient emergency response interventions in the event of major disasters																	
23 03 02 01	Rapid and efficient emergency response interventions in the event of major disasters within the Union	DA	3	4 100 000	3 700 000	DA	3	16 382 000	12 000 000	DA	3	16 382 000	12 000 000			+299,56%	+224,32%	
	Reserve (40 02 41)			9 300 000	6 200 000											-100,00%	-100,00%	
				13 400 000	9 900 000											+22,25%	+21,21%	
23 03 02 02	Rapid and efficient emergency response interventions in the event of major disasters in Third countries	DA	4	15 700 000	12 846 000	DA	4	12 700 000	10 500 000	DA	4	12 700 000	10 500 000			-19,11%	-18,26%	
	Reserve (40 02 41)			2 000 000	2 000 000											-100,00%	-100,00%	
				17 700 000	14 846 000											-28,25%	-29,27%	
23 03 51	Completion of programmes and actions in the field of civil protection within the Union (prior to 2014)	DA	3	p.m.	p.m.	DA	3	p.m.	p.m.	DA	3	p.m.	p.m.					
23 03 77	Pilot projects and preparatory actions																	
23 03 77 03	Pilot project — Early-warning system for natural disasters	DA	3	p.m.	p.m.	DA	3	p.m.	p.m.	DA	3	p.m.	p.m.					
23 03 77 04	Preparatory action — Network of European hubs for civil protection and crisis management	DA	4	p.m.	750 000	DA	4	p.m.	361 500	DA	4	p.m.	361 500				-51,80%	
	Total Chapter 23 03			55 902 000	48 315 041			174 899 000	93 067 750			174 899 000	93 067 750			+212,87%	+92,63%	
	Reserve (40 02 41)			117 200 000	54 760 000											-100,00%	-100,00%	
				173 102 000	103 075 041											+1,04%	-9,71%	
23 04	EU Aid Volunteers initiative																	
23 04 01	EU Aid Volunteers initiative — Strengthening the Union's capacity to respond to humanitarian crises	DA	4	18 365 000	14 881 584	DA	4	19 355 000	17 584 960	DA	4	18 281 000	17 584 960	- 1 074 000		-0,46%	+18,17%	


Title Chapter Article Item	Section III - Commission		1				2				3				3-2		3/1	
	Title 23 — Humanitarian aid and civil protection		Budget 2019				DB 2020				Council's Position on DB 2020				Difference (amount)		Difference (%)	
	DA NDA	FF	c/a	p/a	DA NDA	FF	c/a	p/a	DA NDA	FF	c/a	p/a	c/a	p/a	c/a	p/a		
	Total Chapter 23 04				18 365 000	14 881 584			19 355 000	17 584 960			18 281 000	17 584 960	- 1 074 000		-0,46%	+18,17%
	Total Title 23				1 764 263 810	1 704 662 100			1 340 372 257	1 362 236 188			1 288 830 011	1 361 767 942	- 51 542 246	- 468 246	-26,95%	-20,12%
	Reserve (40 02 41)				117 200 000	54 760 000											-100,00%	-100,00%
					1 881 463 810	1 759 422 100											-31,50%	-22,60%

Title 24 — Fight against fraud



Title Chapter Article Item	Section III - Commission				1				2				3				3-2		3/1	
	Title 24 — Fight against fraud				Budget 2019				DB 2020				Council's Position on DB 2020				Difference (amount)		Difference (%)	
	DA NDA	FF	c/a	p/a	DA NDA	FF	c/a	p/a	DA NDA	FF	c/a	p/a	c/a	p/a	c/a	p/a				
24 01	Title 24 — Fight against fraud																			
	Administrative expenditure of the 'Fight against fraud' policy area																			
24 01 07	NDA	5.2	59 526 000	59 526 000	NDA	5.2	60 925 000	60 925 000	NDA	5.2	60 925 000	60 925 000					+2,35%	+2,35%		
24 01 08	NDA	5.2	200 000	200 000	NDA	5.2	200 000	200 000	NDA	5.2	200 000	200 000								
	Total Chapter 24 01						59 726 000	59 726 000			61 125 000	61 125 000			61 125 000	61 125 000			+2,34%	+2,34%
24 02	Promoting activities in the field of the protection of the European Union's financial interests (Hercule III)																			
24 02 01	DA	1.a	15 891 200	16 064 692	DA	1.a	16 443 100	13 647 773	DA	1.a	16 443 100	13 647 773					+3,47%	-15,04%		
24 02 51	DA	1.a	p.m.	p.m.	DA	1.a	p.m.	p.m.	DA	1.a	p.m.	p.m.								
	Total Chapter 24 02						15 891 200	16 064 692			16 443 100	13 647 773			16 443 100	13 647 773			+3,47%	-15,04%
24 04	Anti-fraud information system (AFIS)																			
24 04 01	DA	1.a	7 194 900	7 154 572	DA	1.a	7 453 500	6 559 080	DA	1.a	7 453 500	6 559 080					+3,59%	-8,32%		
	Total Chapter 24 04						7 194 900	7 154 572			7 453 500	6 559 080			7 453 500	6 559 080			+3,59%	-8,32%
	Total Title 24						82 812 100	82 945 264			85 021 600	81 331 853			85 021 600	81 331 853			+2,67%	-1,95%

Title 25 — Commission's policy coordination and legal advice



Title Chapter Article Item	Section III - Commission		1				2				3				3-2		3/1	
	Title 25 — Commission's policy coordination and legal advice		Budget 2019				DB 2020				Council's Position on DB 2020				Difference (amount)		Difference (%)	
	DA NDA	FF	c/a	p/a	DA NDA	FF	c/a	p/a	DA NDA	FF	c/a	p/a	c/a	p/a	c/a	p/a		
25 01	Title 25 — Commission's policy coordination and legal advice																	
25 01 01	Administrative expenditure of the 'Commission's policy coordination and legal advice' policy area																	
25 01 01 01	Expenditure related to officials and temporary staff in the 'Commission's policy coordination and legal advice' policy area																	
25 01 01 01	NDA	5.2	193 035 376	193 035 376	NDA	5.2	199 000 820	199 000 820	NDA	5.2	198 775 014	198 775 014	- 225 806	- 225 806	+2,97%	+2,97%		
25 01 01 03	NDA	5.2	12 623 000	12 623 000	NDA	5.2	10 946 000	10 946 000	NDA	5.2	10 946 000	10 946 000			-13,29%	-13,29%		
25 01 02	External personnel and other management expenditure in support of the 'Commission's policy coordination and legal advice' policy area																	
25 01 02 01	NDA	5.2	10 208 543	10 208 543	NDA	5.2	10 731 951	10 731 951	NDA	5.2	10 647 576	10 647 576	- 84 375	- 84 375	+4,30%	+4,30%		
25 01 02 03	NDA	5.2	980 000	980 000	NDA	5.2	980 000	980 000	NDA	5.2	980 000	980 000						
25 01 02 11	NDA	5.2	17 106 665	17 106 665	NDA	5.2	17 405 468	17 405 468	NDA	5.2	17 405 468	17 405 468			+1,75%	+1,75%		
25 01 02 13	NDA	5.2	4 150 000	4 150 000	NDA	5.2	4 600 000	4 600 000	NDA	5.2	4 600 000	4 600 000			+10,84%	+10,84%		
25 01 03	Expenditure related to information and communication technology equipment and services of the 'Commission's policy coordination and legal advice' policy area																	
25 01 07	NDA	5.2	p.m.	p.m.	NDA	5.2	p.m.	p.m.	NDA	5.2	p.m.	p.m.						
25 01 08	NDA	5.2	3 500 000	3 500 000	NDA	5.2	3 500 000	3 500 000	NDA	5.2	3 500 000	3 500 000						
25 01 10	NDA	5.2	1 472 000	1 472 000	NDA	5.2	1 497 367	1 497 367	NDA	5.2	1 497 367	1 497 367			+1,72%	+1,72%		
25 01 11	NDA	5.2	1 985 000	1 985 000	NDA	5.2	2 200 000	2 200 000	NDA	5.2	2 200 000	2 200 000			+10,83%	+10,83%		
25 01 77	Pilot projects and preparatory actions																	
25 01 77 04	DA	5.2	p.m.	250 000	DA	5.2	p.m.	p.m.	DA	5.2	p.m.	p.m.				-100,00%		
25 01 77 05	DA	5.2	1 000 000	1 350 000	DA	5.2	p.m.	500 000	DA	5.2	p.m.	500 000			-100,00%	-62,96%		
25 01 77 06	DA	5.2	1 050 000	525 000	DA	5.2	p.m.	525 000	DA	5.2	p.m.	525 000			-100,00%			

Title Chapter Article Item	Section III - Commission				1				2				3				3-2		3/1	
	Title 25 — Commission's policy coordination and legal advice				Budget 2019				DB 2020				Council's Position on DB 2020				Difference (amount)		Difference (%)	
	DA NDA	FF	c/a	p/a	DA NDA	FF	c/a	p/a	DA NDA	FF	c/a	p/a	c/a	p/a	c/a	p/a				
	Total Chapter 25 01						260 051 836	260 126 836			263 915 594	264 940 594			263 447 348	264 472 348	- 468 246	- 468 246	+1,31%	+1,67%
	Total Title 25						260 051 836	260 126 836			263 915 594	264 940 594			263 447 348	264 472 348	- 468 246	- 468 246	+1,31%	+1,67%

Title 26 — Commission's administration



Title Chapter Article Item	Section III - Commission		1				2				3				3-2		3/1	
	Title 26 — Commission's administration		Budget 2019				DB 2020				Council's Position on DB 2020				Difference (amount)		Difference (%)	
	DA NDA	FF	c/a	p/a	DA NDA	FF	c/a	p/a	DA NDA	FF	c/a	p/a	c/a	p/a	c/a	p/a		
26 01	Title 26 — Commission's administration																	
	Administrative expenditure of the 'Commission's administration' policy area																	
26 01 01	NDA	5.2	169 474 056	169 474 056	NDA	5.2	174 668 842	174 668 842	NDA	5.2	174 443 036	174 443 036	- 225 806	- 225 806	+2,93%	+2,93%		
26 01 02	External personnel and other management expenditure in support of the 'Commission's administration' policy area																	
26 01 02 01	NDA	5.2	8 376 101	8 376 101	NDA	5.2	8 640 277	8 640 277	NDA	5.2	8 555 902	8 555 902	- 84 375	- 84 375	+2,15%	+2,15%		
26 01 02 11	NDA	5.2	23 567 532	23 567 532	NDA	5.2	23 269 859	23 269 859	NDA	5.2	23 269 859	23 269 859			-1,26%	-1,26%		
26 01 03	NDA	5.2	11 361 681	11 361 681	NDA	5.2	11 457 868	11 457 868	NDA	5.2	11 299 803	11 299 803	- 158 065	- 158 065	-0,54%	-0,54%		
26 01 04	Support expenditure for operations and programmes in the 'Commission's administration' policy area																	
26 01 04 01	NDA	1.a	400 000	400 000	NDA	1.a	400 000	400 000	NDA	1.a	400 000	400 000						
26 01 09	NDA	5.2	93 116 400	93 116 400	NDA	5.2	104 242 000	104 242 000	NDA	5.2	102 542 000	102 542 000	- 1 700 000	- 1 700 000	+10,12%	+10,12%		
26 01 10	NDA	5.2	1 400 000	1 400 000	NDA	5.2	p.m.	p.m.	NDA	5.2	p.m.	p.m.			-100,00%	-100,00%		
26 01 11	NDA	5.2	1 573 000	1 573 000	NDA	5.2	p.m.	p.m.	NDA	5.2	p.m.	p.m.			-100,00%	-100,00%		
26 01 12	NDA	5.2	280 000	280 000	NDA	5.2	p.m.	p.m.	NDA	5.2	p.m.	p.m.			-100,00%	-100,00%		
26 01 20	NDA	5.2	26 478 000	26 478 000	NDA	5.2	26 328 000	26 328 000	NDA	5.2	26 328 000	26 328 000			-0,57%	-0,57%		
26 01 21	NDA	5.2	39 623 000	39 623 000	NDA	5.2	41 876 000	41 876 000	NDA	5.2	41 576 000	41 576 000	- 300 000	- 300 000	+4,93%	+4,93%		
26 01 22	Infrastructure and Logistics (Brussels)																	
26 01 22 01	NDA	5.2	80 679 000	80 679 000	NDA	5.2	84 123 000	84 123 000	NDA	5.2	83 423 000	83 423 000	- 700 000	- 700 000	+3,40%	+3,40%		
26 01 22 02	NDA	5.2	209 546 533	209 546 533	NDA	5.2	212 404 000	212 404 000	NDA	5.2	210 904 000	210 904 000	- 1 500 000	- 1 500 000	+0,65%	+0,65%		
26 01 22 03	NDA	5.2	75 052 000	75 052 000	NDA	5.2	77 681 000	77 681 000	NDA	5.2	76 681 000	76 681 000	- 1 000 000	- 1 000 000	+2,17%	+2,17%		
26 01 22 04	NDA	5.2	7 547 000	7 547 000	NDA	5.2	7 859 000	7 859 000	NDA	5.2	7 859 000	7 859 000			+4,13%	+4,13%		
26 01 22 05	NDA	5.2	7 127 000	7 127 000	NDA	5.2	7 090 000	7 090 000	NDA	5.2	7 090 000	7 090 000			-0,52%	-0,52%		

Title Chapter Article Item	Section III - Commission		1				2				3				3-2		3/1	
	Title 26 — Commission's administration		Budget 2019				DB 2020				Council's Position on DB 2020				Difference (amount)		Difference (%)	
	DA NDA	FF	c/a	p/a	DA NDA	FF	c/a	p/a	DA NDA	FF	c/a	p/a	c/a	p/a	c/a	p/a		
26 01 22 06	Guarding of buildings in Brussels		NDA	5.2	33 397 000	33 397 000	NDA	5.2	33 000 000	33 000 000	NDA	5.2	33 000 000	33 000 000			-1,19%	-1,19%
26 01 23	Infrastructure and Logistics (Luxembourg)																	
26 01 23 01	Office for Infrastructure and Logistics in Luxembourg		NDA	5.2	25 231 000	25 231 000	NDA	5.2	26 218 000	26 218 000	NDA	5.2	26 018 000	26 018 000	- 200 000	- 200 000	+3,12%	+3,12%
26 01 23 02	Acquisition and renting of buildings in Luxembourg		NDA	5.2	44 038 228	44 038 228	NDA	5.2	45 239 000	45 239 000	NDA	5.2	45 239 000	45 239 000			+2,73%	+2,73%
26 01 23 03	Expenditure related to buildings in Luxembourg		NDA	5.2	17 053 000	17 053 000	NDA	5.2	16 100 000	16 100 000	NDA	5.2	16 100 000	16 100 000			-5,59%	-5,59%
26 01 23 04	Expenditure for equipment and furniture in Luxembourg		NDA	5.2	998 000	998 000	NDA	5.2	978 000	978 000	NDA	5.2	978 000	978 000			-2,00%	-2,00%
26 01 23 05	Services, supplies and other operating expenditure in Luxembourg		NDA	5.2	961 000	961 000	NDA	5.2	1 028 000	1 028 000	NDA	5.2	1 028 000	1 028 000			+6,97%	+6,97%
26 01 23 06	Guarding of buildings in Luxembourg		NDA	5.2	8 500 000	8 500 000	NDA	5.2	8 653 000	8 653 000	NDA	5.2	8 653 000	8 653 000			+1,80%	+1,80%
26 01 40	Security and monitoring		NDA	5.2	12 392 000	12 392 000	NDA	5.2	14 436 000	14 436 000	NDA	5.2	13 436 000	13 436 000	- 1 000 000	- 1 000 000	+8,42%	+8,42%
26 01 60	Personnel policy and management																	
26 01 60 01	Medical service		NDA	5.2	4 700 000	4 700 000	NDA	5.2	4 700 000	4 700 000	NDA	5.2	4 700 000	4 700 000				
26 01 60 02	Competitions, selection and recruitment expenditure		NDA	5.2	1 565 000	1 565 000	NDA	5.2	1 565 000	1 565 000	NDA	5.2	1 565 000	1 565 000				
26 01 60 04	Interinstitutional cooperation in the social sphere		NDA	5.2	10 089 000	10 089 000	NDA	5.2	11 811 000	11 811 000	NDA	5.2	11 811 000	11 811 000			+17,07%	+17,07%
26 01 60 06	Institution officials temporarily assigned to national civil services, to international organisations or to public or private institutions or undertakings		NDA	5.2	230 000	230 000	NDA	5.2	230 000	230 000	NDA	5.2	230 000	230 000				
26 01 60 07	Damages		NDA	5.2	150 000	150 000	NDA	5.2	150 000	150 000	NDA	5.2	150 000	150 000				
26 01 60 08	Miscellaneous insurances		NDA	5.2	61 000	61 000	NDA	5.2	61 000	61 000	NDA	5.2	61 000	61 000				
26 01 60 09	Language courses		NDA	5.2	2 605 000	2 605 000	NDA	5.2	2 605 000	2 605 000	NDA	5.2	2 605 000	2 605 000				
26 01 70	European Schools																	
26 01 70 01	Office of the Secretary-General of the European Schools (Brussels)		NDA	5.1	13 398 379	13 398 379	NDA	5.1	13 232 598	13 232 598	NDA	5.1	13 232 598	13 232 598			-1,24%	-1,24%
26 01 70 02	Brussels I (Uccle)		NDA	5.1	32 347 008	32 347 008	NDA	5.1	31 672 737	31 672 737	NDA	5.1	31 672 737	31 672 737			-2,08%	-2,08%
26 01 70 03	Brussels II (Woluwe)		NDA	5.1	26 069 908	26 069 908	NDA	5.1	25 728 561	25 728 561	NDA	5.1	25 728 561	25 728 561			-1,31%	-1,31%
26 01 70 04	Brussels III (Ixelles)		NDA	5.1	25 170 644	25 170 644	NDA	5.1	25 494 016	25 494 016	NDA	5.1	25 494 016	25 494 016			+1,28%	+1,28%
26 01 70 05	Brussels IV (Laeken)		NDA	5.1	21 943 695	21 943 695	NDA	5.1	23 584 745	23 584 745	NDA	5.1	23 584 745	23 584 745			+7,48%	+7,48%
26 01 70 11	Luxembourg I		NDA	5.1	19 532 245	19 532 245	NDA	5.1	19 361 501	19 361 501	NDA	5.1	19 361 501	19 361 501			-0,87%	-0,87%
26 01 70 12	Luxembourg II		NDA	5.1	15 537 984	15 537 984	NDA	5.1	15 368 044	15 368 044	NDA	5.1	15 368 044	15 368 044			-1,09%	-1,09%
26 01 70 21	Mol (BE)		NDA	5.1	7 788 742	7 788 742	NDA	5.1	7 486 690	7 486 690	NDA	5.1	7 486 690	7 486 690			-3,88%	-3,88%
26 01 70 22	Frankfurt am Main (DE)		NDA	5.1	4 855 869	4 855 869	NDA	5.1	6 893 513	6 893 513	NDA	5.1	6 893 513	6 893 513			+41,96%	+41,96%
26 01 70 23	Karlsruhe (DE)		NDA	5.1	5 018 800	5 018 800	NDA	5.1	5 651 915	5 651 915	NDA	5.1	5 651 915	5 651 915			+12,61%	+12,61%

Title Chapter Article Item	Section III - Commission		1				2				3				3-2		3/1	
	Title 26 — Commission's administration		Budget 2019				DB 2020				Council's Position on DB 2020				Difference (amount)		Difference (%)	
			DA NDA	FF	c/a	p/a	DA NDA	FF	c/a	p/a	DA NDA	FF	c/a	p/a	c/a	p/a	c/a	p/a
26 01 70 24	Munich (DE)	NDA	5.1	389 906	389 906	NDA	5.1	482 949	482 949	NDA	5.1	482 949	482 949			+23,86%	+23,86%	
26 01 70 25	Alicante (ES)	NDA	5.1	606 754	606 754	NDA	5.1	684 237	684 237	NDA	5.1	684 237	684 237			+12,77%	+12,77%	
26 01 70 26	Varese (IT)	NDA	5.1	12 578 400	12 578 400	NDA	5.1	11 999 920	11 999 920	NDA	5.1	11 999 920	11 999 920			-4,60%	-4,60%	
26 01 70 27	Bergen (NL)	NDA	5.1	5 181 196	5 181 196	NDA	5.1	3 514 746	3 514 746	NDA	5.1	3 514 746	3 514 746			-32,16%	-32,16%	
26 01 70 28	Culham (UK)	NDA	5.1	p.m.	p.m.	NDA	5.1	p.m.	p.m.	NDA	5.1	p.m.	p.m.					
26 01 70 31	Union contribution to the Type 2 European Schools	NDA	5.1	766 890	766 890	NDA	5.1	846 870	846 870	NDA	5.1	846 870	846 870			+10,43%	+10,43%	
	Total Chapter 26 01			1 108 757 951	1 108 757 951			1 138 816 888	1 138 816 888			1 131 948 642	1 131 948 642	- 6 868 246	- 6 868 246	+2,09%	+2,09%	
26 02	Multimedia production																	
26 02 01	Procedures for awarding and advertising public supply, works and service contracts	DA	1.a	7 670 000	7 670 000	DA	1.a	7 200 000	7 200 000	DA	1.a	7 200 000	7 200 000			-6,13%	-6,13%	
	Total Chapter 26 02			7 670 000	7 670 000			7 200 000	7 200 000			7 200 000	7 200 000			-6,13%	-6,13%	
26 03	Services to public administrations, businesses and citizens																	
26 03 01	Interoperability solutions and common frameworks for European public administrations, businesses and citizens (ISA ²)	DA	1.a	25 832 000	22 524 000	DA	1.a	27 130 000	25 000 000	DA	1.a	27 130 000	25 000 000			+5,02%	+10,99%	
	Reserve (40 02 41)			620 000	310 000											-100,00%	-100,00%	
				26 452 000	22 834 000											+2,56%	+9,49%	
26 03 51	Completion of ISA programme	DA	1.a	p.m.	100 000	DA	1.a	p.m.	p.m.	DA	1.a	p.m.	p.m.				-100,00%	
26 03 77	Pilot projects and preparatory actions																	
26 03 77 03	Pilot project — PublicAccess.eu: Online platform for the proactive publication of Union institutions' unclassified documents	DA	5.2	p.m.	p.m.	DA	5.2	p.m.	p.m.	DA	5.2	p.m.	p.m.					
26 03 77 04	Pilot project — Union institutions' encrypted electronic communications	DA	5.2	p.m.	p.m.	DA	5.2	p.m.	p.m.	DA	5.2	p.m.	p.m.					
26 03 77 06	Preparatory action — Governance and quality of software code — Auditing of free and open-source software	DA	5.2	p.m.	1 305 020	DA	5.2	p.m.	104 000	DA	5.2	p.m.	104 000				-92,03%	
26 03 77 07	Pilot project — Deployment of online eIDs and digital signatures by way of implementation of the eIDAS Regulation by the European Parliament and the Commission	DA	5.2	p.m.	275 000	DA	5.2	p.m.	84 500	DA	5.2	p.m.	84 500				-69,27%	
26 03 77 08	Preparatory action — Encrypted electronic communications of Union institutions	DA	5.2	1 000 000	1 300 000	DA	5.2	p.m.	989 710	DA	5.2	p.m.	989 710			-100,00%	-23,87%	
26 03 77 09	Preparatory action — Data analytics solutions for policymaking	DA	5.2	p.m.	500 000	DA	5.2	p.m.	800 000	DA	5.2	p.m.	800 000				+60,00%	
	Total Chapter 26 03			26 832 000	26 004 020			27 130 000	26 978 210			27 130 000	26 978 210			+1,11%	+3,75%	
	Reserve (40 02 41)			620 000	310 000											-100,00%	-100,00%	


Title Chapter Article Item	Section III - Commission		1				2				3				3-2		3/1	
	Title 26 — Commission's administration		Budget 2019				DB 2020				Council's Position on DB 2020				Difference (amount)		Difference (%)	
			DA NDA	FF	c/a	p/a	DA NDA	FF	c/a	p/a	DA NDA	FF	c/a	p/a	c/a	p/a	c/a	p/a
			27 452 000	26 314 020													-1,17%	+2,52%
	Total Title 26 Reserve (40 02 41)		1 143 259 951	1 142 431 971			1 173 146 888	1 172 995 098			1 166 278 642	1 166 126 852	- 6 868 246	- 6 868 246			+2,01%	+2,07%
			620 000	310 000													-100,00%	-100,00%
			1 143 879 951	1 142 741 971													+1,96%	+2,05%

Title 27 — Budget




Title Chapter Article Item	Section III - Commission		1				2				3				3-2		3/1	
	Title 27 — Budget		Budget 2019				DB 2020				Council's Position on DB 2020				Difference (amount)		Difference (%)	
	DA NDA	FF	c/a	p/a	DA NDA	FF	c/a	p/a	DA NDA	FF	c/a	p/a	c/a	p/a	c/a	p/a		
27 01	Title 27 — Budget																	
27 01 01	Administrative expenditure of the 'Budget' policy area																	
27 01 01	NDA	5.2	49 395 050	49 395 050	NDA	5.2	50 898 526	50 898 526	NDA	5.2	50 672 720	50 672 720	- 225 806	- 225 806	+2,59%	+2,59%		
27 01 02	Expenditure related to officials and temporary staff in the 'Budget' policy area																	
27 01 02 01	External personnel and other management expenditure in support of the 'Budget' policy area																	
27 01 02 01	NDA	5.2	5 535 753	5 535 753	NDA	5.2	5 619 770	5 619 770	NDA	5.2	5 535 395	5 535 395	- 84 375	- 84 375	-0,01%	-0,01%		
27 01 02 09	NDA	5.2	3 440 155	3 440 155	NDA	5.2	2 720 348	2 720 348	NDA	5.2	2 635 973	2 635 973	- 84 375	- 84 375	-23,38%	-23,38%		
27 01 02 11	NDA	5.2	9 323 953	9 323 953	NDA	5.2	10 363 827	10 363 827	NDA	5.2	10 363 827	10 363 827			+11,15%	+11,15%		
27 01 02 19	NDA	5.2	2 047 850	2 047 850	NDA	5.2	912 010	912 010	NDA	5.2	912 010	912 010			-55,46%	-55,46%		
27 01 03	NDA	5.2	3 311 485	3 311 485	NDA	5.2	3 338 825	3 338 825	NDA	5.2	3 180 760	3 180 760	- 158 065	- 158 065	-3,95%	-3,95%		
27 01 07	NDA	5.2	200 000	200 000	NDA	5.2	200 000	200 000	NDA	5.2	200 000	200 000						
27 01 11	NDA	5.2	p.m.	p.m.	NDA	5.2	p.m.	p.m.	NDA	5.2	p.m.	p.m.						
27 01 12	Accountancy																	
27 01 12 01	NDA	5.2	320 000	320 000	NDA	5.2	320 000	320 000	NDA	5.2	320 000	320 000						
27 01 12 02	NDA	5.2	p.m.	p.m.	NDA	5.2	p.m.	p.m.	NDA	5.2	p.m.	p.m.						
27 01 12 03	NDA	5.2	100 000	100 000	NDA	5.2	110 000	110 000	NDA	5.2	110 000	110 000			+10,00%	+10,00%		
	Total Chapter 27 01			73 674 246		73 674 246		74 483 306		74 483 306		73 930 685		73 930 685	- 552 621	- 552 621	+0,35%	+0,35%
27 02	Budget implementation, control and discharge																	
27 02 01	DA	8.0	p.m.	p.m.	DA	8.0	p.m.	p.m.	DA	8.0	p.m.	p.m.						
27 02 02	NDA	6	p.m.	p.m.	NDA	6	p.m.	p.m.	NDA	6	p.m.	p.m.						
	Total Chapter 27 02			p.m.		p.m.		p.m.		p.m.		p.m.		p.m.				
	Total Title 27			73 674 246		73 674 246		74 483 306		74 483 306		73 930 685		73 930 685	- 552 621	- 552 621	+0,35%	+0,35%

Title 28 — Audit



Title Chapter Article Item	Section III - Commission		1				2				3				3-2		3/1	
	Title 28 — Audit		Budget 2019				DB 2020				Council's Position on DB 2020				Difference (amount)		Difference (%)	
	DA NDA	FF	c/a	p/a	DA NDA	FF	c/a	p/a	DA NDA	FF	c/a	p/a	c/a	p/a	c/a	p/a		
28 01	Title 28 — Audit																	
28 01 01	Administrative expenditure of the 'Audit' policy area		NDA	5.2	17 342 088	17 342 088	NDA	5.2	18 124 841	18 124 841	NDA	5.2	17 899 035	17 899 035	- 225 806	- 225 806	+3,21%	+3,21%
28 01 02	Expenditure related to officials and temporary staff in the 'Audit' policy area																	
28 01 02 01	External personnel and other management expenditure in support of the 'Audit' policy area		NDA	5.2	727 485	727 485	NDA	5.2	644 139	644 139	NDA	5.2	559 764	559 764	- 84 375	- 84 375	-23,05%	-23,05%
28 01 02 11	External personnel		NDA	5.2	498 655	498 655	NDA	5.2	493 696	493 696	NDA	5.2	493 696	493 696			-0,99%	-0,99%
28 01 03	Other management expenditure		NDA	5.2	1 162 628	1 162 628	NDA	5.2	1 188 947	1 188 947	NDA	5.2	1 030 882	1 030 882	- 158 065	- 158 065	-11,33%	-11,33%
	Expenditure related to information and communication technology equipment and services of the 'Audit' policy area																	
	Total Chapter 28 01				19 730 856	19 730 856			20 451 623	20 451 623			19 983 377	19 983 377	- 468 246	- 468 246	+1,28%	+1,28%
	Total Title 28				19 730 856	19 730 856			20 451 623	20 451 623			19 983 377	19 983 377	- 468 246	- 468 246	+1,28%	+1,28%

Title 29 — Statistics




Title Chapter Article Item	Section III - Commission		1				2				3				3-2		3/1	
	Title 29 — Statistics		Budget 2019				DB 2020				Council's Position on DB 2020				Difference (amount)		Difference (%)	
			DA NDA	FF	c/a	p/a	DA NDA	FF	c/a	p/a	DA NDA	FF	c/a	p/a	c/a	p/a	c/a	p/a
29 01	Title 29 — Statistics																	
29 01 01	Administrative expenditure of the 'Statistics' policy area		NDA	5.2	70 803 557	70 803 557	NDA	5.2	72 002 792	72 002 792	NDA	5.2	71 776 986	71 776 986	- 225 806	- 225 806	+1,37%	+1,37%
29 01 02	Expenditure related to officials and temporary staff in the 'Statistics' policy area																	
29 01 02 01	External personnel and other management expenditure in support of the 'Statistics' policy area		NDA	5.2	5 562 895	5 562 895	NDA	5.2	5 671 989	5 671 989	NDA	5.2	5 587 614	5 587 614	- 84 375	- 84 375	+0,44%	+0,44%
29 01 02 11	External personnel		NDA	5.2	3 180 031	3 180 031	NDA	5.2	3 175 400	3 175 400	NDA	5.2	3 175 400	3 175 400			-0,15%	-0,15%
29 01 03	Other management expenditure		NDA	5.2	4 746 729	4 746 729	NDA	5.2	4 723 214	4 723 214	NDA	5.2	4 565 149	4 565 149	- 158 065	- 158 065	-3,83%	-3,83%
29 01 04	Expenditure related to information and communication technology equipment and services of the 'Statistics' policy area																	
29 01 04 01	Support expenditure for operations and programmes in the 'Statistics' policy area		NDA	1.a	3 313 000	3 313 000	NDA	1.a	3 313 000	3 313 000	NDA	1.a	3 313 000	3 313 000				
	Support expenditure for the European statistical programme																	
	Total Chapter 29 01				87 606 212	87 606 212			88 886 395	88 886 395			88 418 149	88 418 149	- 468 246	- 468 246	+0,93%	+0,93%
29 02	The European statistical programme																	
29 02 01	Providing quality statistical information, implementing new methods of production of European statistics and strengthening the partnership within the European Statistical System		DA	1.a	72 185 000	56 000 000	DA	1.a	74 000 000	71 000 000	DA	1.a	74 000 000	71 000 000			+2,51%	+26,79%
29 02 51	Completion of statistical programmes (prior to 2013)		DA	1.a	p.m.	p.m.	DA	1.a	p.m.	p.m.	DA	1.a	p.m.	p.m.				
	Total Chapter 29 02				72 185 000	56 000 000			74 000 000	71 000 000			74 000 000	71 000 000			+2,51%	+26,79%
	Total Title 29				159 791 212	143 606 212			162 886 395	159 886 395			162 418 149	159 418 149	- 468 246	- 468 246	+1,64%	+11,01%

Title 30 — Pensions and related expenditure




Title Chapter Article Item	Section III - Commission		1				2				3				3-2		3/1		
	Title 30 — Pensions and related expenditure		Budget 2019				DB 2020				Council's Position on DB 2020				Difference (amount)		Difference (%)		
			DA NDA	FF	c/a	p/a	DA NDA	FF	c/a	p/a	DA NDA	FF	c/a	p/a	c/a	p/a	c/a	p/a	
30 01	Title 30 — Pensions and related expenditure																		
	Administrative expenditure of the 'Pensions and related expenditure' policy area																		
30 01 13	Allowances of former Members																		
30 01 13 01	NDA	5.2	682 000	682 000	NDA	5.2	3 617 000	3 617 000	NDA	5.2	3 617 000	3 617 000				+430,35%	+430,35%		
30 01 13 03	NDA	5.2	8 000	8 000	NDA	5.2	45 000	45 000	NDA	5.2	45 000	45 000				+462,50%	+462,50%		
30 01 14	Allowances for staff assigned non-active status, retired in the interests of the service or dismissed																		
30 01 14 01	NDA	5.2	3 642 000	3 642 000	NDA	5.2	6 273 000	6 273 000	NDA	5.2	4 273 000	4 273 000	- 2 000 000	- 2 000 000		+17,33%	+17,33%		
30 01 14 02	NDA	5.2	124 000	124 000	NDA	5.2	213 000	213 000	NDA	5.2	213 000	213 000				+71,77%	+71,77%		
30 01 14 03	NDA	5.2	43 000	43 000	NDA	5.2	81 000	81 000	NDA	5.2	81 000	81 000				+88,37%	+88,37%		
30 01 15	Pensions and allowances																		
30 01 15 01	NDA	5.1	1 843 249 000	1 843 249 000	NDA	5.1	1 973 245 000	1 973 245 000	NDA	5.1	1 973 245 000	1 973 245 000				+7,05%	+7,05%		
30 01 15 02	NDA	5.1	60 866 000	60 866 000	NDA	5.1	65 348 000	65 348 000	NDA	5.1	65 348 000	65 348 000				+7,36%	+7,36%		
30 01 15 03	NDA	5.1	73 070 000	73 070 000	NDA	5.1	77 380 000	77 380 000	NDA	5.1	77 380 000	77 380 000				+5,90%	+5,90%		
30 01 16	Pensions of former Members — Institutions																		
30 01 16 01	NDA	5.1	4 226 000	4 226 000	NDA	5.1	6 843 000	6 843 000	NDA	5.1	6 843 000	6 843 000				+61,93%	+61,93%		
30 01 16 02	NDA	5.1	78 000	78 000	NDA	5.1	641 000	641 000	NDA	5.1	641 000	641 000				+721,79%	+721,79%		
30 01 16 03	NDA	5.1	6 837 000	6 837 000	NDA	5.1	6 785 000	6 785 000	NDA	5.1	6 785 000	6 785 000				-0,76%	-0,76%		
30 01 16 04	NDA	5.1	10 035 000	10 035 000	NDA	5.1	10 289 000	10 289 000	NDA	5.1	10 289 000	10 289 000				+2,53%	+2,53%		
30 01 16 05	NDA	5.1	4 802 000	4 802 000	NDA	5.1	4 908 000	4 908 000	NDA	5.1	4 908 000	4 908 000				+2,21%	+2,21%		
30 01 16 06	NDA	5.1	252 000	252 000	NDA	5.1	257 000	257 000	NDA	5.1	257 000	257 000				+1,98%	+1,98%		
30 01 16 07	NDA	5.1	177 000	177 000	NDA	5.1	183 000	183 000	NDA	5.1	183 000	183 000				+3,39%	+3,39%		
	Total Chapter 30 01			2 008 091 000		2 008 091 000		2 156 108 000		2 156 108 000		2 154 108 000		2 154 108 000		- 2 000 000	- 2 000 000	+7,27%	+7,27%
	Total Title 30			2 008 091 000		2 008 091 000		2 156 108 000		2 156 108 000		2 154 108 000		2 154 108 000		- 2 000 000	- 2 000 000	+7,27%	+7,27%

Title 31 — Language services



Title Chapter Article Item	Section III - Commission		1				2				3				3-2		3/1	
	Title 31 — Language services		Budget 2019				DB 2020				Council's Position on DB 2020				Difference (amount)		Difference (%)	
	DA NDA	FF	c/a	p/a	DA NDA	FF	c/a	p/a	DA NDA	FF	c/a	p/a	c/a	p/a	c/a	p/a		
31 01	Title 31 — Language services																	
31 01 01	Administrative expenditure of the 'Language services' policy area		NDA	5.2	329 978 064	329 978 064	NDA	5.2	341 268 408	341 268 408	NDA	5.2	341 042 602	341 042 602	- 225 806	- 225 806	+3,35%	+3,35%
31 01 02	Expenditure relating to officials and temporary staff in the 'Language services' policy area																	
31 01 02 01	External personnel and other management expenditure in support of the 'Language services' policy area																	
31 01 02 01	External personnel		NDA	5.2	11 144 069	11 144 069	NDA	5.2	12 205 672	12 205 672	NDA	5.2	12 121 297	12 121 297	- 84 375	- 84 375	+8,77%	+8,77%
31 01 02 11	Other management expenditure		NDA	5.2	4 418 600	4 418 600	NDA	5.2	4 310 819	4 310 819	NDA	5.2	4 310 819	4 310 819			-2,44%	-2,44%
31 01 03	Expenditure relating to information and communication technology equipment and services, and other working expenditure of the 'Language services' policy area																	
31 01 03 01	Expenditure relating to information and communication technology equipment and services		NDA	5.2	22 122 002	22 122 002	NDA	5.2	22 386 411	22 386 411	NDA	5.2	22 228 346	22 228 346	- 158 065	- 158 065	+0,48%	+0,48%
31 01 03 04	Technical equipment and services for the Commission conference rooms		NDA	5.2	2 300 000	2 300 000	NDA	5.2	2 300 000	2 300 000	NDA	5.2	2 300 000	2 300 000				
31 01 03 05	Expenditure for conference organisation		NDA	5.2	p.m.	p.m.	NDA	5.2	p.m.	p.m.	NDA	5.2	p.m.	p.m.				
31 01 07	Interpretation expenditure																	
31 01 07 01	Interpretation expenditure		NDA	5.2	16 140 000	16 140 000	NDA	5.2	16 140 000	16 140 000	NDA	5.2	16 140 000	16 140 000				
31 01 07 02	Professional support for the conference interpreters		NDA	5.2	374 000	374 000	NDA	5.2	384 000	384 000	NDA	5.2	384 000	384 000			+2,67%	+2,67%
31 01 07 03	Information technology expenditure of the Directorate-General for Interpretation		NDA	5.2	1 463 000	1 463 000	NDA	5.2	1 469 000	1 469 000	NDA	5.2	1 469 000	1 469 000			+0,41%	+0,41%
31 01 08	Translation expenditure																	
31 01 08 01	Translation expenditure		NDA	5.2	13 300 000	13 300 000	NDA	5.2	11 800 000	11 800 000	NDA	5.2	11 800 000	11 800 000			-11,28%	-11,28%
31 01 08 02	Support expenditure for operations of the Directorate-General for Translation		NDA	5.2	1 507 000	1 507 000	NDA	5.2	1 527 000	1 527 000	NDA	5.2	1 527 000	1 527 000			+1,33%	+1,33%
31 01 09	Interinstitutional cooperation activities in the language field																	
31 01 09	Interinstitutional cooperation activities in the language field		NDA	5.2	600 000	600 000	NDA	5.2	580 000	580 000	NDA	5.2	580 000	580 000			-3,33%	-3,33%
31 01 10	Translation Centre for the Bodies of the European Union																	
31 01 10	Translation Centre for the Bodies of the European Union		NDA	5.2	p.m.	p.m.	NDA	5.2	p.m.	p.m.	NDA	5.2	p.m.	p.m.				
	Total Chapter 31 01				403 346 735	403 346 735			414 371 310	414 371 310			413 903 064	413 903 064	- 468 246	- 468 246	+2,62%	+2,62%
	Total Title 31				403 346 735	403 346 735			414 371 310	414 371 310			413 903 064	413 903 064	- 468 246	- 468 246	+2,62%	+2,62%

Title 32 — Energy



Title Chapter Article Item	Section III - Commission		1				2				3				3-2		3/1	
	Title 32 — Energy		Budget 2019				DB 2020				Council's Position on DB 2020				Difference (amount)		Difference (%)	
	DA NDA	FF	c/a	p/a	DA NDA	FF	c/a	p/a	DA NDA	FF	c/a	p/a	c/a	p/a	c/a	p/a		
32 01	Title 32 — Energy																	
32 01 01	Administrative expenditure in the 'Energy' policy area																	
32 01 01	NDA	5.2	64 943 128	64 943 128	NDA	5.2	67 657 796	67 657 796	NDA	5.2	67 431 990	67 431 990	- 225 806	- 225 806	+3,83%	+3,83%		
32 01 02	Expenditure related to officials and temporary staff in the 'Energy' policy area																	
32 01 02 01	External personnel and other management expenditure in support of the 'Energy' policy area																	
32 01 02 01	NDA	5.2	3 077 668	3 077 668	NDA	5.2	3 107 027	3 107 027	NDA	5.2	3 022 652	3 022 652	- 84 375	- 84 375	-1,79%	-1,79%		
32 01 02 11	NDA	5.2	1 634 164	1 634 164	NDA	5.2	1 635 876	1 635 876	NDA	5.2	1 635 876	1 635 876			+0,10%	+0,10%		
32 01 03	NDA	5.2	4 353 841	4 353 841	NDA	5.2	4 438 193	4 438 193	NDA	5.2	4 280 128	4 280 128	- 158 065	- 158 065	-1,69%	-1,69%		
32 01 04	Expenditure related to information and communication technology equipment and services of the 'Energy' policy area																	
32 01 04 01	Support expenditure for operations and programmes in the 'Energy' policy area																	
32 01 04 01	NDA	1.a	1 500 000	1 500 000	NDA	1.a	1 500 000	1 500 000	NDA	1.a	1 500 000	1 500 000						
32 01 04 02	NDA	1.a	p.m.	p.m.	NDA	1.a	p.m.	p.m.	NDA	1.a	p.m.	p.m.						
32 01 05	Support expenditure for research and innovation programmes in the 'Energy' policy area																	
32 01 05 01	NDA	1.a	2 248 661	2 248 661	NDA	1.a	2 519 194	2 519 194	NDA	1.a	2 319 194	2 319 194	- 200 000	- 200 000	+3,14%	+3,14%		
32 01 05 02	NDA	1.a	859 079	859 079	NDA	1.a	859 079	859 079	NDA	1.a	859 079	859 079						
32 01 05 03	NDA	1.a	800 000	800 000	NDA	1.a	800 000	800 000	NDA	1.a	800 000	800 000						
32 01 05 21	NDA	1.a	5 748 971	5 748 971	NDA	1.a	5 491 931	5 491 931	NDA	1.a	5 491 931	5 491 931			-4,47%	-4,47%		
32 01 05 22	NDA	1.a	191 829	191 829	NDA	1.a	192 213	192 213	NDA	1.a	192 213	192 213			+0,20%	+0,20%		
32 01 05 23	NDA	1.a	600 000	600 000	NDA	1.a	700 000	700 000	NDA	1.a	700 000	700 000			+16,67%	+16,67%		
32 01 07	NDA	5.2	123 000	123 000	NDA	5.2	130 000	130 000	NDA	5.2	130 000	130 000			+5,69%	+5,69%		
	Total Chapter 32 01		86 080 341	86 080 341			89 031 309	89 031 309			88 363 063	88 363 063	- 668 246	- 668 246	+2,65%	+2,65%		
32 02	Conventional and renewable energy																	
32 02 01	Connecting Europe Facility																	

Title Chapter Article Item	Section III - Commission		1				2				3				3-2		3/1	
	Title 32 — Energy		Budget 2019				DB 2020				Council's Position on DB 2020				Difference (amount)		Difference (%)	
	DA NDA	FF	c/a	p/a	DA NDA	FF	c/a	p/a	DA NDA	FF	c/a	p/a	c/a	p/a	c/a	p/a		
32 02 01 01	Further integration of the internal energy market and the interoperability of electricity and gas networks across borders	DA	1.a	315 726 595	109 300 000	DA	1.a	394 706 000	131 500 000	DA	1.a	394 706 000	131 500 000			+25,02%	+20,31%	
32 02 01 02	Enhancing Union security of energy supply	DA	1.a	315 726 595	108 000 000	DA	1.a	394 528 000	128 200 000	DA	1.a	394 528 000	128 200 000			+24,96%	+18,70%	
32 02 01 03	Contributing to sustainable development and protection of the environment	DA	1.a	315 724 834	108 000 000	DA	1.a	394 498 586	128 300 000	DA	1.a	394 498 586	128 300 000			+24,95%	+18,80%	
32 02 01 04	Creating an environment more conducive to private investment for energy projects	DA	1.a	p.m.	p.m.	DA	1.a	p.m.	p.m.	DA	1.a	p.m.	p.m.					
32 02 02	Support activities for the European energy policy and internal energy market	DA	1.a	5 410 000	4 902 000	DA	1.a	5 618 000	4 700 000	DA	1.a	5 618 000	4 700 000			+3,84%	-4,12%	
32 02 03	Security of energy installations and infrastructure	DA	1.a	p.m.	p.m.	DA	1.a	337 000	150 000	DA	1.a	337 000	150 000					
32 02 10	Agency for the Cooperation of Energy Regulators (ACER)	DA	1.a	15 853 496	15 853 496	DA	1.a	16 277 975	16 277 975	DA	1.a	16 277 975	16 277 975			+2,68%	+2,68%	
32 02 51	Completion of financial support for projects of common interest in the trans-European energy network	DA	1.a	p.m.	p.m.	DA	1.a	p.m.	1 443 196	DA	1.a	p.m.	1 443 196					
32 02 52	Completion of energy projects to aid economic recovery	DA	1.a	p.m.	61 000 000	DA	1.a	p.m.	60 000 000	DA	1.a	p.m.	60 000 000				-1,64%	
32 02 77	Pilot projects and preparatory actions																	
32 02 77 08	Pilot project — Fuel/energy poverty — Assessment of the impact of the crisis and review of existing and possible new measures in the Member States	DA	1.a	p.m.	203 441	DA	1.a	p.m.	325 504	DA	1.a	p.m.	325 504				+60,00%	
32 02 77 09	Preparatory action — Strengthening cooperation on climate action among islands within and beyond the Union through the creation of an island identity within the Global Covenant of Mayors	DA	1.a	p.m.	1 000 000	DA	1.a	p.m.	951 350	DA	1.a	p.m.	951 350				-4,86%	
32 02 77 10	Pilot project — Fighting energy poverty in the Ionian-Adriatic macro-region	DA	1.a	p.m.	500 000	DA	1.a	p.m.	p.m.	DA	1.a	p.m.	p.m.				-100,00%	
32 02 77 11	Pilot project — Feasibility study for distributed ledger technology applied to the European energy market	DA	1.a	420 000	410 000	DA	1.a	p.m.	400 000	DA	1.a	p.m.	400 000			-100,00%	-2,44%	
32 02 77 12	Preparatory action — Establishing comprehensive support for coal and carbon-intensive regions in transition	DA	1.a	2 000 000	1 850 000	DA	1.a	p.m.	1 250 000	DA	1.a	p.m.	1 250 000			-100,00%	-32,43%	
32 02 77 13	Preparatory action — Toolkits for coal platform dialogue participants to develop and support local transition strategies	DA	1.a	p.m.	650 000	DA	1.a	p.m.	380 000	DA	1.a	p.m.	380 000				-41,54%	
32 02 77 14	Pilot project — Advancing industrial decarbonisation by assessing the use of renewable energies in industrial processes	DA	1.a	525 000	262 500	DA	1.a	p.m.	262 500	DA	1.a	p.m.	262 500			-100,00%		
32 02 77 15	Pilot project — Covenant of Mayors as an instrument to tackle energy poverty	DA	1.b	2 100 000	1 050 000	DA	1.b	p.m.	1 050 000	DA	1.b	p.m.	1 050 000			-100,00%		
Total Chapter 32 02				973 486 520	412 981 437			1 205 965 561	475 190 525			1 205 965 561	475 190 525			+23,88%	+15,06%	

Title Chapter Article Item	Section III - Commission		1				2				3				3-2		3/1	
	Title 32 — Energy		Budget 2019				DB 2020				Council's Position on DB 2020				Difference (amount)		Difference (%)	
	DA NDA	FF	c/a	p/a	DA NDA	FF	c/a	p/a	DA NDA	FF	c/a	p/a	c/a	p/a	c/a	p/a		
32 03	Nuclear energy																	
32 03 01	DA	l.a	19 000 000	18 000 000	DA	l.a	17 900 000	18 850 000	DA	l.a	17 900 000	18 850 000			-5,79%	+4,72%		
32 03 02	DA	l.a	2 000 000	2 500 000	DA	l.a	3 580 000	2 600 000	DA	l.a	3 580 000	2 600 000			+79,00%	+4,00%		
32 03 03	DA	l.a	66 953 000	51 211 500	DA	l.a	68 290 000	68 050 000	DA	l.a	68 290 000	68 050 000			+2,00%	+32,88%		
32 03 04	Nuclear decommissioning assistance programme																	
32 03 04 01	DA	l.a	43 519 000	58 574 000	DA	l.a	44 388 000	54 350 000	DA	l.a	44 388 000	54 350 000			+2,00%	-7,21%		
32 03 04 02	DA	l.a	33 475 000	41 171 000	DA	l.a	34 149 000	43 450 000	DA	l.a	34 149 000	43 450 000			+2,01%	+5,54%		
32 03 51	DA	l.a	p.m.	7 179 000	DA	l.a	p.m.	5 500 000	DA	l.a	p.m.	5 500 000				-23,39%		
	Total Chapter 32 03			164 947 000		178 635 500		168 307 000		192 800 000		168 307 000		192 800 000		+2,04%	+7,93%	
32 04	Horizon 2020 — Research and innovation related to energy																	
32 04 03	Societal challenges																	
32 04 03 01	DA	l.a	381 011 007	330 758 188	DA	l.a	397 880 594	398 861 189	DA	l.a	397 880 594	398 861 189			+4,43%	+20,59%		
32 04 50	Appropriations accruing from contributions from (non-European Economic Area) third parties to research and technological development																	
32 04 50 01	DA	l.a	p.m.	p.m.	DA	l.a	p.m.	p.m.	DA	l.a	p.m.	p.m.						
32 04 50 02	DA	l.a	p.m.	p.m.	DA	l.a	p.m.	p.m.	DA	l.a	p.m.	p.m.						
32 04 51	DA	l.a	p.m.	4 550 000	DA	l.a	p.m.	25 000 000	DA	l.a	p.m.	25 000 000				+449,45%		
32 04 52	DA	l.a	p.m.	p.m.	DA	l.a	p.m.	p.m.	DA	l.a	p.m.	p.m.						
32 04 53	DA	l.a	p.m.	4 884 243	DA	l.a	p.m.	5 000 000	DA	l.a	p.m.	5 000 000				+2,37%		
32 04 54	DA	l.a	—	—	DA	l.a	—	—	DA	l.a	—	—						
	Total Chapter 32 04			381 011 007		340 192 431		397 880 594		428 861 189		397 880 594		428 861 189		+4,43%	+26,06%	
32 05	ITER																	

Title Chapter Article Item	Section III - Commission		1				2				3				3-2		3/1	
	Title 32 — Energy		Budget 2019				DB 2020				Council's Position on DB 2020				Difference (amount)		Difference (%)	
			DA NDA	FF	c/a	p/a	DA NDA	FF	c/a	p/a	DA NDA	FF	c/a	p/a	c/a	p/a	c/a	p/a
32 05 01	Construction, operation and exploitation of the ITER facilities — European Joint Undertaking for ITER — Fusion for Energy (F4E)																	
32 05 01 01	DA	l.a	49 517 000	49 517 000	DA	l.a	52 781 500	52 781 500	DA	l.a	52 781 500	52 781 500					+6,59%	+6,59%
32 05 01 02	DA	l.a	351 158 200	363 196 185	DA	l.a	305 609 356	386 300 000	DA	l.a	305 609 356	386 300 000					-12,97%	+6,36%
32 05 50	Appropriations accruing from contributions from (non-European Economic Area) third parties to research and technological development																	
32 05 50 01	DA	l.a	p.m.	p.m.	DA	l.a	p.m.	p.m.	DA	l.a	p.m.	p.m.						
32 05 50 02	DA	l.a	p.m.	p.m.	DA	l.a	p.m.	p.m.	DA	l.a	p.m.	p.m.						
32 05 51	Completion of the European Joint Undertaking for ITER — Fusion for Energy (F4E) (2007 to 2013)																	
				197 304 383	DA	l.a	p.m.	193 195 500	DA	l.a	p.m.	193 195 500						-2,08%
			400 675 200	610 017 568			358 390 856	632 277 000			358 390 856	632 277 000					-10,55%	+3,65%
	Total Title 32			2 006 200 068			2 219 575 320	1 818 160 023			2 218 907 074	1 817 491 777	- 668 246	- 668 246	+10,60%	+11,65%		

Title 33 — Justice and Consumers

Title Chapter Article Item	Section III - Commission		1				2				3				3-2		3/1	
	Title 33 — Justice and Consumers		Budget 2019				DB 2020				Council's Position on DB 2020				Difference (amount)		Difference (%)	
	DA NDA	FF	c/a	p/a	DA NDA	FF	c/a	p/a	DA NDA	FF	c/a	p/a	c/a	p/a	c/a	p/a		
33 01	Title 33 — Justice and Consumers																	
	Administrative expenditure of the 'Justice and consumers' policy area																	
33 01 01	NDA	5.2	43 295 419	43 295 419	NDA	5.2	44 691 388	44 691 388	NDA	5.2	44 465 582	44 465 582	- 225 806	- 225 806	+2,70%	+2,70%		
33 01 02	External personnel and other management expenditure in support of the 'Justice and consumers' policy area																	
33 01 02 01	NDA	5.2	3 986 546	3 986 546	NDA	5.2	4 066 276	4 066 276	NDA	5.2	3 981 901	3 981 901	- 84 375	- 84 375	-0,12%	-0,12%		
33 01 02 11	NDA	5.2	1 805 751	1 805 751	NDA	5.2	1 798 977	1 798 977	NDA	5.2	1 798 977	1 798 977			-0,38%	-0,38%		
33 01 03	NDA	5.2	2 902 561	2 902 561	NDA	5.2	2 931 650	2 931 650	NDA	5.2	2 773 585	2 773 585	- 158 065	- 158 065	-4,44%	-4,44%		
33 01 04	Support expenditure for operations and programmes in the 'Justice and consumers' policy area																	
33 01 04 01	NDA	3	950 000	950 000	NDA	3	1 100 000	1 100 000	NDA	3	1 100 000	1 100 000			+15,79%	+15,79%		
33 01 04 02	NDA	3	850 000	850 000	NDA	3	850 000	850 000	NDA	3	850 000	850 000						
33 01 04 03	NDA	3	850 000	850 000	NDA	3	850 000	850 000	NDA	3	850 000	850 000						
33 01 06	Executive agencies																	
33 01 06 01	NDA	3	1 758 000	1 758 000	NDA	3	1 835 000	1 835 000	NDA	3	1 835 000	1 835 000			+4,38%	+4,38%		
	Total Chapter 33 01																	
			56 398 277	56 398 277			58 123 291	58 123 291			57 655 045	57 655 045	- 468 246	- 468 246	+2,23%	+2,23%		
33 02	Rights, Equality and citizenship																	
33 02 01	DA	3	27 164 000	23 741 000	DA	3	28 605 000	28 800 000	DA	3	27 605 000	28 800 000	- 1 000 000		+1,62%	+21,31%		
			345 000	259 000											-100,00%	-100,00%		
			27 509 000	24 000 000											+0,35%	+20,00%		
33 02 02	DA	3	37 262 000	33 000 000	DA	3	38 753 000	39 600 000	DA	3	37 753 000	39 600 000	- 1 000 000		+1,32%	+20,00%		
33 02 03	Company law and other activities																	
33 02 03 01	DA	1.a	900 000	950 000	DA	1.a	900 000	1 300 000	DA	1.a	900 000	1 300 000				+36,84%		
33 02 03 02	DA	3	1 000 000	950 000	DA	3	1 000 000	950 000	DA	3	1 000 000	950 000						
33 02 06	DA	3	21 970 685	21 970 685	DA	3	23 157 712	23 157 712	DA	3	22 407 712	22 407 712	- 750 000	- 750 000	+1,99%	+1,99%		
	European Union Agency for Fundamental Rights (FRA)																	

Title Chapter Article Item	Section III - Commission		1				2				3				3-2		3/1	
	Title 33 — Justice and Consumers		Budget 2019				DB 2020				Council's Position on DB 2020				Difference (amount)		Difference (%)	
			DA NDA	FF	c/a	p/a	DA NDA	FF	c/a	p/a	DA NDA	FF	c/a	p/a	c/a	p/a	c/a	p/a
33 02 07	European Institute for Gender Equality (EIGE)		DA	3	7 809 317	7 809 317	DA	3	8 013 905	8 013 905	DA	3	7 963 905	7 963 905	- 50 000	- 50 000	+1,98%	+1,98%
33 02 51	Completion of actions in the field of rights, citizenship and equality		DA	3	p.m.	p.m.	DA	3	p.m.	p.m.	DA	3	p.m.	p.m.				
33 02 77	Pilot projects and preparatory actions																	
33 02 77 06	Pilot project — Development of indicators to measure the implementation of the European Charter for Equality of Women and Men in Local Life		DA	3	p.m.	p.m.	DA	3	p.m.	p.m.	DA	3	p.m.	p.m.				
33 02 77 08	Pilot project — Knowledge platform for professionals dealing with female genital mutilation		DA	3	p.m.	p.m.	DA	3	p.m.	p.m.	DA	3	p.m.	p.m.				
33 02 77 09	Pilot project — Capacity-building for Roma civil society and strengthening its involvement in the monitoring of national Roma integration strategies		DA	3	p.m.	566 000	DA	3	p.m.	499 000	DA	3	p.m.	499 000				-11,84%
33 02 77 10	Pilot project — Fundamental rights review of Union data-collection instruments and programmes		DA	3	p.m.	249 760	DA	3	p.m.	p.m.	DA	3	p.m.	p.m.				-100,00%
33 02 77 13	Pilot project — Europe of diversities		DA	3	p.m.	189 463	DA	3	p.m.	p.m.	DA	3	p.m.	p.m.				-100,00%
33 02 77 14	Pilot project — E-voting: making the best use of modern technologies for more active and democratic voting procedures		DA	3	p.m.	125 831	DA	3	p.m.	p.m.	DA	3	p.m.	p.m.				-100,00%
33 02 77 16	Pilot project — European survey on gender-based violence		DA	3	p.m.	700 000	DA	3	p.m.	p.m.	DA	3	p.m.	p.m.				-100,00%
	Total Chapter 33 02				96 106 002	90 252 056			100 429 617	102 320 617			97 629 617	101 520 617	- 2 800 000	- 800 000	+1,59%	+12,49%
	Reserve (40 02 41)				345 000	259 000											-100,00%	-100,00%
					96 451 002	90 511 056											+1,22%	+12,16%
33 03	Justice																	
33 03 01	Supporting and promoting judicial training and facilitating effective access to justice for all		DA	3	29 200 000	24 500 000	DA	3	33 743 000	27 600 000	DA	3	33 043 000	27 600 000	- 700 000		+13,16%	+12,65%
33 03 02	Facilitating and supporting judicial cooperation in civil and criminal matters		DA	3	11 600 000	10 000 000	DA	3	8 861 000	12 000 000	DA	3	8 861 000	12 000 000			-23,61%	+20,00%
33 03 04	European Union Agency for Criminal Justice Cooperation (Eurojust)		DA	3	37 673 559	37 381 559	DA	3	39 640 496	39 487 174	DA	3	39 640 496	39 487 174			+5,22%	+5,63%
33 03 05	European Public Prosecutor's Office (EPPO)		DA	3	4 911 000	4 911 000	DA	3	8 372 000	8 372 000	DA	3	8 372 000	8 372 000			+70,47%	+70,47%
33 03 51	Completion of actions in the field of justice		DA	3	p.m.	p.m.	DA	3	p.m.	p.m.	DA	3	p.m.	p.m.				
33 03 77	Pilot projects and preparatory actions																	
33 03 77 04	Pilot project — Raising awareness of children to be aware of their rights in judicial procedures		DA	3	p.m.	p.m.	DA	3	p.m.	p.m.	DA	3	p.m.	p.m.				

Title Chapter Article Item	Section III - Commission		1				2				3				3-2		3/1	
	Title 33 — Justice and Consumers		Budget 2019				DB 2020				Council's Position on DB 2020				Difference (amount)		Difference (%)	
	DA NDA	FF	c/a	p/a	DA NDA	FF	c/a	p/a	DA NDA	FF	c/a	p/a	c/a	p/a	c/a	p/a		
33 03 77 05	DA	3	p.m.	210 000	DA	3	p.m.	89 700	DA	3	p.m.	89 700					-57,29%	
33 03 77 06	DA	3	p.m.	300 000	DA	3	p.m.	300 000	DA	3	p.m.	300 000						
33 03 77 07	DA	3	p.m.	500 000	DA	3	p.m.	500 000	DA	3	p.m.	500 000						
33 03 77 08	DA	1.a	1 000 000	500 000	DA	1.a	p.m.	500 000	DA	1.a	p.m.	500 000					-100,00%	
Total Chapter 33 03			84 384 559	78 302 559			90 616 496	88 848 874			89 916 496	88 848 874	- 700 000				+6,56%	+13,47%
33 04	Consumer programme																	
33 04 01	DA	3	26 647 000	21 000 000	DA	3	27 000 000	25 000 000	DA	3	26 570 000	25 000 000	- 430 000				-0,29%	+19,05%
33 04 51	DA	3	p.m.	p.m.	DA	3	p.m.	p.m.	DA	3	p.m.	p.m.						
33 04 77	Pilot projects and preparatory actions																	
33 04 77 04	DA	3	p.m.	455 000	DA	3	p.m.	p.m.	DA	3	p.m.	p.m.						-100,00%
33 04 77 05	DA	3	p.m.	p.m.	DA	3	p.m.	p.m.	DA	3	p.m.	p.m.						
33 04 77 06	DA	3	1 260 000	630 000	DA	3	p.m.	630 000	DA	3	p.m.	630 000						-100,00%
Total Chapter 33 04			27 907 000	22 085 000			27 000 000	25 630 000			26 570 000	25 630 000	- 430 000				-4,79%	+16,05%
Total Title 33			264 795 838	247 037 892			276 169 404	274 922 782			271 771 158	273 654 536	- 4 398 246	- 1 268 246	+2,63%	+10,77%		
Reserve (40 02 41)			345 000	259 000													-100,00%	-100,00%
			265 140 838	247 296 892													+2,50%	+10,66%

Title 34 — Climate action



Title Chapter Article Item	Section III - Commission		1				2				3				3-2		3/1	
	Title 34 — Climate action		Budget 2019				DB 2020				Council's Position on DB 2020				Difference (amount)		Difference (%)	
	DA NDA	FF	c/a	p/a	DA NDA	FF	c/a	p/a	DA NDA	FF	c/a	p/a	c/a	p/a	c/a	p/a		
34 01	Title 34 — Climate action																	
	Administrative expenditure in the 'Climate action' policy area																	
34 01 01	NDA	5.2	19 973 301	19 973 301	NDA	5.2	20 607 696	20 607 696	NDA	5.2	20 381 890	20 381 890	- 225 806	- 225 806	+2,05%	+2,05%		
34 01 02	External personnel and other management expenditure in support of the 'Climate action' policy area																	
34 01 02 01	NDA	5.2	1 837 932	1 837 932	NDA	5.2	1 874 741	1 874 741	NDA	5.2	1 790 366	1 790 366	- 84 375	- 84 375	-2,59%	-2,59%		
34 01 02 11	NDA	5.2	1 789 918	1 789 918	NDA	5.2	1 797 311	1 797 311	NDA	5.2	1 797 311	1 797 311			+0,41%	+0,41%		
34 01 03	NDA	5.2	1 339 027	1 339 027	NDA	5.2	1 351 817	1 351 817	NDA	5.2	1 193 752	1 193 752	- 158 065	- 158 065	-10,85%	-10,85%		
34 01 04	Support expenditure for operations and programmes in the 'Climate action' policy area																	
34 01 04 01	NDA	2	3 282 000	3 282 000	NDA	2	3 182 000	3 182 000	NDA	2	3 182 000	3 182 000			-3,05%	-3,05%		
	Total Chapter 34 01			28 222 178		28 222 178		28 813 565		28 813 565		28 345 319		28 345 319	- 468 246	- 468 246	+0,44%	+0,44%
34 02	Climate action at Union and international level																	
34 02 01	DA	2	77 100 000	41 600 000	DA	2	80 328 388	42 000 000	DA	2	80 328 388	42 000 000			+4,19%	+0,96%		
34 02 02	DA	2	41 500 000	22 700 000	DA	2	44 350 000	22 500 000	DA	2	44 350 000	22 500 000			+6,87%	-0,88%		
34 02 03	DA	2	15 855 000	13 500 000	DA	2	16 298 500	15 000 000	DA	2	16 298 500	15 000 000			+2,80%	+11,11%		
34 02 04	DA	4	910 000	910 000	DA	4	910 000	910 000	DA	4	910 000	910 000						
34 02 05	DA	2	500 000	500 000	DA	2	500 000	500 000	DA	2	500 000	500 000						
34 02 51	DA	2	p.m.	p.m.	DA	2	p.m.	p.m.	DA	2	p.m.	p.m.						
34 02 77	Pilot projects and preparatory actions																	
34 02 77 03	DA	2	p.m.	500 000	DA	2	p.m.	280 000	DA	2	p.m.	280 000				-44,00%		
34 02 77 05	DA	2	1 015 000	507 500	DA	2	p.m.	p.m.	DA	2	p.m.	p.m.			-100,00%	-100,00%		
	Total Chapter 34 02			136 880 000		80 217 500		142 386 888		81 190 000		142 386 888		81 190 000			+4,02%	+1,21%
	Total Title 34			165 102 178		108 439 678		171 200 453		110 003 565		170 732 207		109 535 319	- 468 246	- 468 246	+3,41%	+1,01%

Title 40 — Reserves



Title Chapter Article Item	Section III - Commission		1				2				3				3-2		3/1	
	Title 40 — Reserves		Budget 2019				DB 2020				Council's Position on DB 2020				Difference (amount)		Difference (%)	
	DA NDA	FF	c/a	p/a	DA NDA	FF	c/a	p/a	DA NDA	FF	c/a	p/a	c/a	p/a	c/a	p/a		
40 01	Title 40 — Reserves																	
	Reserves for administrative expenditure																	
40 01 40	NDA	—	p.m.	p.m.	NDA	—	p.m.	p.m.	NDA	—	p.m.	p.m.						
40 01 42					NDA	5.2	p.m.	p.m.	NDA	5.2	p.m.	p.m.						
	Total Chapter 40 01																	
40 02	Reserves for financial interventions																	
40 02 40	NDA	—	p.m.	p.m.	NDA	—	p.m.	p.m.	NDA	—	p.m.	p.m.						
40 02 41	DA	—	757 529 650	326 288 650	DA	—	110 431 306	104 888 306	DA	—	481 746 000	195 603 000	+ 371 314 694	+ 90 714 694	-36,41%	-40,05%		
40 02 42	DA	9.1	351 500 000	351 500 000	DA	9.1	358 500 000	358 500 000	DA	9.1	358 500 000	358 500 000			+1,99%	+1,99%		
40 02 43	DA	9.2	175 748 000	p.m.	DA	9.2	179 263 000	p.m.	DA	9.2	179 263 000	p.m.			+2,00%			
	Total Chapter 40 02																	
			1 284 777 650	677 788 650			648 194 306	463 388 306			1 019 509 000	554 103 000	+ 371 314 694	+ 90 714 694	-20,65%	-18,25%		
40 03	Negative reserve																	
40 03 01	DA	8.0	p.m.	p.m.	DA	8.0	p.m.	p.m.	DA	8.0	p.m.	p.m.						
	Total Chapter 40 03																	
			p.m.	p.m.			p.m.	p.m.			p.m.	p.m.						
	Total Title 40																	
			1 284 777 650	677 788 650			648 194 306	463 388 306			1 019 509 000	554 103 000	+ 371 314 694	+ 90 714 694	-20,65%	-18,25%		

Section III - Commission

Section III - Commission	1				2				3				3-2		3/1	
Heading	Budget 2019				DB 2020				Council's Position on DB 2020				Difference (amount)		Difference (%)	
	DA NDA	FF	c/a	p/a	DA NDA	FF	c/a	p/a	DA NDA	FF	c/a	p/a	c/a	p/a	c/a	p/a
Section III - Commission Of which reserve (40 02 41)			161 680 190 965 757 529 650	144 083 485 387 326 288 650			164 046 089 811 110 431 306	149 395 106 721 104 888 306			162 565 516 357 481 746 000	148 913 492 204 195 603 000	-1 480 573 454 + 371 314 694	- 481 614 517 + 90 714 694	+0,55% -36,41%	+3,35% -40,05%