



Council of the  
European Union

Brussels, 10 January 2023  
(OR. en)

5180/23  
ADD 1

ENER 13  
ENV 17  
TRANS 7  
ECOFIN 24  
RECH 11  
CLIMA 8  
IND 3  
COMPET 15  
CONSOM 5

#### COVER NOTE

---

From: Secretary-General of the European Commission, signed by Ms Martine DEPREZ, Director

date of receipt: 9 January 2023

To: Ms Thérèse BLANCHET, Secretary-General of the Council of the European Union

---

No. Cion doc.: SWD(2023) 1 final - PART 1/6

---

Subject: COMMISSION STAFF WORKING DOCUMENT Accompanying the document REPORT FROM THE COMMISSION TO THE EUROPEAN PARLIAMENT, THE COUNCIL, THE EUROPEAN ECONOMIC AND SOCIAL COMMITTEE AND THE COMMITTEE OF THE REGIONS  
JRC technical report on "Assessment of the potential for energy efficiency in electricity generation, transmission and storage"

---

Delegations will find attached document SWD(2023) 1 final - PART 1/6.

---

Encl.: SWD(2023) 1 final - PART 1/6



Brussels, 9.1.2023  
SWD(2023) 1 final

PART 1/6

## COMMISSION STAFF WORKING DOCUMENT

### *Accompanying the document*

**REPORT FROM THE COMMISSION TO THE EUROPEAN PARLIAMENT, THE  
COUNCIL, THE EUROPEAN ECONOMIC AND SOCIAL COMMITTEE AND THE  
COMMITTEE OF THE REGIONS**

**JRC technical report on "Assessment of the potential for energy efficiency in electricity  
generation, transmission and storage"**

{COM(2023) 1 final}

# Assessment of the potential for energy efficiency in electricity generation, transmission and storage.

Berizzi, A.  
Benato, R.  
Bosisio, A.  
Petrelli, M.  
Vicario, A.  
Serrenho, T.  
Bertoldi, P.

2021

This publication is a Technical report by the Joint Research Centre (JRC), the European Commission's science and knowledge service. It aims to provide evidence-based scientific support to the European policymaking process. The scientific output expressed does not imply a policy position of the European Commission. Neither the European Commission nor any person acting on behalf of the Commission is responsible for the use that might be made of this publication. For information on the methodology and quality underlying the data used in this publication for which the source is neither Eurostat nor other Commission services, users should contact the referenced source. The designations employed and the presentation of material on the maps do not imply the expression of any opinion whatsoever on the part of the European Union concerning the legal status of any country, territory, city or area or of its authorities, or concerning the delimitation of its frontiers or boundaries.

**EU Science Hub**

<https://ec.europa.eu/jrc>

JRC125030

Luxembourg: Publications Office of the European Union, 2021

© European Union, 2021



The reuse policy of the European Commission is implemented by the Commission Decision 2011/833/EU of 12 December 2011 on the reuse of Commission documents (OJ L 330, 14.12.2011, p. 39). Except otherwise noted, the reuse of this document is authorised under the Creative Commons Attribution 4.0 International (CC BY 4.0) licence (<https://creativecommons.org/licenses/by/4.0/>). This means that reuse is allowed provided appropriate credit is given and any changes are indicated. For any use or reproduction of photos or other material that is not owned by the EU, permission must be sought directly from the copyright holders.

All content © European Union/European Atomic Energy Community, 2021.

How to cite this report: Berizzi, A., Benato, R., Bosisio, A., Petrelli, M., Vicario, A., Serrenho, T., Bertoldi, P., *Assessment of the potential for energy efficiency in electricity generation, transmission and storage*, Publications Office of the European Union, Luxembourg, 2021, JRC125030.

# Contents

Abstract.....	1
1 Introduction.....	2
2 Fossil fuels power plants .....	3
2.1.1 Introduction .....	3
2.2 Thermodynamics and thermal generation .....	5
2.2.1 The Rankine cycle .....	5
2.2.1.1 Coal power plants.....	7
2.2.1.2 Oil power plants .....	9
2.2.1.3 Gas power plants.....	9
2.2.1.4 The Brayton cycle .....	9
2.2.2 The Combined cycle.....	11
2.3 Current efficiency of the European thermal power plants .....	13
2.4 Summary of the thermal plant efficiencies.....	14
3 Storage technologies.....	15
3.1 Introduction .....	15
3.2 Mechanical energy storage .....	16
3.2.1 Pumped hydro storage .....	16
3.2.2 Compressed Air Energy Storage (CAES).....	18
3.2.3 Liquid air energy storage .....	19
3.2.4 Flywheels .....	19
3.3 Electrochemical energy storage.....	21
3.3.1 Lead-acid batteries .....	21
3.3.2 Lithium-ion batteries .....	22
3.3.3 Flow batteries .....	22
3.3.4 High temperature batteries.....	23
3.4 Electrical energy storage.....	24
3.4.1 Supercapacitors .....	24
3.4.2 Superconducting Magnetic Energy Storage.....	25
3.5 Chemical energy storage.....	25
3.5.1 Power-to-hydrogen.....	25
3.6 Summary of storage efficiencies .....	26
4 Transmission High Voltage Direct Current systems.....	27
4.1 Introduction .....	27
4.2 HVDC system structure .....	29
4.3 Line Commutated Converters (LCC).....	32
4.4 Voltage Source Converters (VSC) .....	33

4.5	Technical-economic HVAC vs. HVDC comparison .....	34
4.6	Conclusions on power losses in HVAC and HVDC Transmission Systems .....	36
5	Conclusions.....	38
	References .....	39
	List of abbreviations and definitions .....	43
	List of figures .....	45
	List of tables .....	47
	APPENDIX I - Coal .....	48
	APPENDIX II - Gas .....	50
	APPENDIX III – Storage .....	57
	APPENDIX IV – HVDC Technologies.....	58

## **Abstract**

The revised Energy Efficiency Directive (2018/2002) in Article 23 15 (b) 13 states that “the Commission shall carry out an assessment of the potential for energy efficiency in conversion, transformation, transmission, transportation and storage of energy, and shall submit a report to the European Parliament and to the Council.” This Report presents the results of the assessment of the potential for energy efficiency in conversion, transformation, transmission and storage of electric energy. The report is focused on three main pillars of possible energy efficiency improvements, namely conventional fuels power generation, energy storage and High Voltage Direct Current (HVDC) transmission. In this report, those three main technological solutions have been taken into account in the light of the energy efficiency, to identify possible energy savings potential. For each topic considered, a review of current efficiency levels has been carried out, margins for improvements have been identified, and simple quantitative assessments have been made in order to estimate possible primary energy savings at European level. The document is organized as follows: first the single technological solutions have been investigated separately; then, conclusions and ranking are presented in the last Chapter.

# 1 Introduction

In this Report, the results of an assessment carried out to perform research for the identification and preparation of a study evaluating the potential for energy efficiency in conversion, transformation, transmission and storage of electric energy is presented.

The guideline is outlined in Article 23 (b) 13. of the revised Energy Efficiency Directive; the report is focused on three main pillars of possible energy efficiency development, namely conventional fuels, storage and High Voltage Direct Current (HVDC) transmission. Therefore, in this document, those three main technological solutions have been taken into account in the light of the energy efficiency, to identify possible savings potentially obtainable. For each topic considered, a review of current efficiency levels has been carried out, margins for improvements have been identified, and rough quantitative assessments have been made in order to estimate possible primary energy savings at European level. The document is organized as follows: first the single technological solutions have been investigated separately; then, conclusions and ranking are presented in the last Chapter.

Chapter 2 presents the results on the technology adopted and efficiency assessment in thermal power plants, with particular reference to conventional fossil fuels (coal, gas, oil) power stations. Some statistical data about efficiencies, consumptions, capacities, etc. are also shown. Current and perspective efficiency levels are described and estimates of potential primary energy savings have been determined under some assumptions related to the decarbonisation policy currently adopted.

Regarding storage, in Chapter 3, different types of storage useful for electric systems are considered and described with reference to the maturity of technology. Details are provided for those technologies that show current and future better perspectives (hydro pumped power stations, batteries, compressed air, flywheel). It is worth noticing that it is difficult to compare directly, in terms of efficiency, storage alternatives that might be addressed to the solution of very different technical issues (in other words, one cannot use supercapacitors to deal with large amount of energy issues): each technical problem should be addressed by the proper class of storage systems; within that class, of course, the most efficient technology should be adopted. In general, storage technologies are interesting not because they allow a direct saving of primary energy, but because they make it possible to integrate energy coming from Renewable Energy Sources (RES) into power systems, thus saving primary energy indirectly.

The same concept is true also for HVDC systems, dealt with in Chapter 4. HVDC transmission is not suitable to improve the efficiency of transmission systems, which is already very high (about 98%) and could be hardly increased. HVDC transmission is interesting because it makes it possible to transfer energy in conditions where HVAC systems would neither be technically nor economically affordable, and this is true in particular for subsea cables that allow the integration of wind power from large off-shore wind farms, thus resulting in an indirect saving of primary energy. In Chapter 4, the main characteristics of HVDC systems are hence described; for such systems, the operating conditions leading to best efficiency are derived and present and possible future uses in the European context are highlighted.

Chapter 5 reports the conclusions of the assessment carried out on the potentials of each technology for what the energy efficiency is concerned. Wherever possible, a quantification of realistic saving has been performed, under simplifying assumption, showing the potential for improvements in terms of primary energy saving.

## 2 Fossil fuels power plants

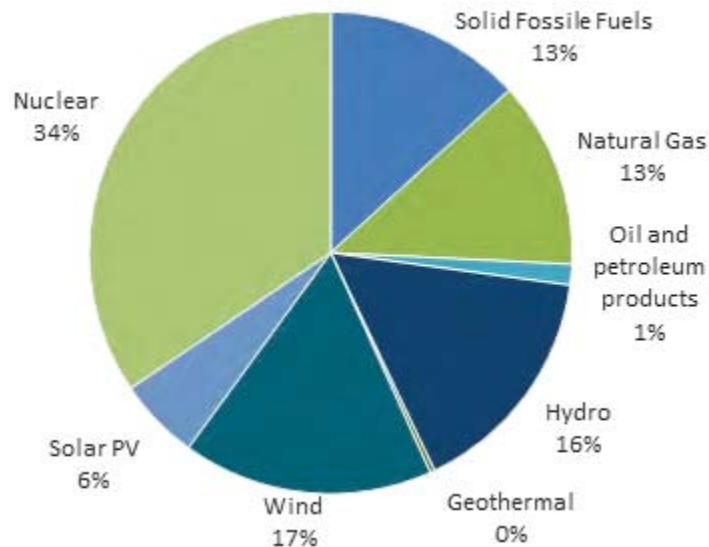
### 2.1.1 Introduction

In this chapter, the main characteristics of European thermal power stations fed by fossil fuel are described and their actual efficiency levels are analysed based on public data available from the Eurostat database [1] and by the most recent analysis reported in [2], with particular reference to coal, oil and gas thermal plants only.

A wider review of European energy sector is presented in the annual statistical book [3]. In [4], critical factors that influence the development of the fossil-fuel fired power generation are investigated; moreover, an updated analysis can be found in [5], where the results of a baseline scenario of the total European energy system up to 2050 are also shown. Finally, the perspective of the International Energy Agency is presented in the well-known 2020 World Energy Outlook [6].

According to the Eurostat database, the European Union still highly relies on conventional thermal generation for the electricity production. As shown in the following chart<sup>1</sup> (Figure 1), in 2019 about 61 % of the electricity production has been generated by conventional thermal and nuclear power plants; hence, renewables were responsible for the 39 % of the total generation. As a comparison, in 2010, the renewable share was around 25 %, mainly hydropower [1].

**Figure 1.** Gross electricity production in 2019 in percentage. Elaboration of data from [1].



The chart<sup>2</sup> in Figure 2 shows the installed capacity in Europe in 2019. Out of a total capacity of 868,7 GW, conventional fossil fuels plants represent 40 %.

Focusing on the 27 European countries in EU27, their thermal power plants can be categorized according to the type of fuel and technology. Considering fuel, the main categories identified are [4]:

- Coal plants: including plants that use hard coal, lignite or peat;
- Oil plants: plants fed by petroleum-derived fuel;
- Gas plants: including natural gas and derived gas.

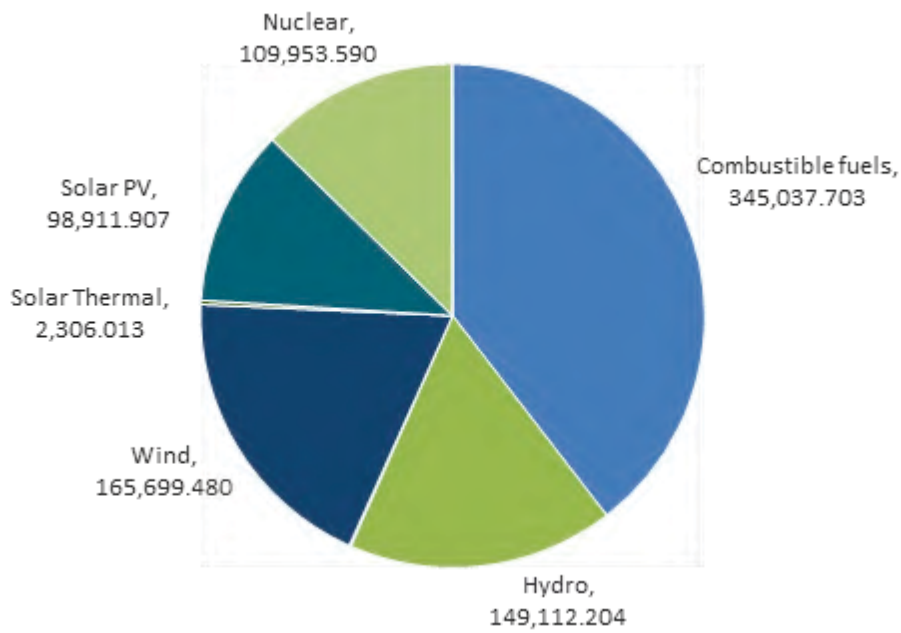
1 Production of electricity and derived heat by type of fuel [nrg\_bal\_peh]:

Gross electricity production - main activity producer and autoproducer - electricity only

Solid fossil fuels, Oil and petroleum products, Natural gas, Nuclear, Renewables and biofuels, Non-Renewable – waste.

2 Electricity production capacities by main fuel groups and operator [nrg\_inf\_epc]: Combustible fuels, Hydro, Wind, Solar PV, Nuclear.

**Figure 2.** Installed capacity in 2019 in Megawatt. Elaboration of data from [1].

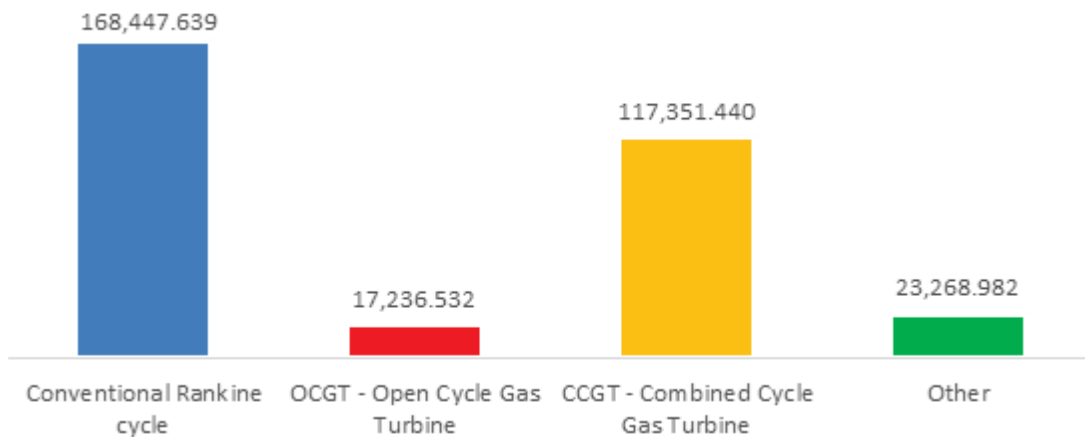


For what technology is concerned, there are:

- Steam plants (based on Rankine cycle), including the vast majority of coal and oil-fired plants, although few gas-fired boilers are still in operation;
- Open Cycle Gas Turbine (OCGT, Brayton cycle);
- Combined Cycle plants (CCGT), typically made by gas turbines, fired by natural gas, combined with downstream steam turbines, i.e., a combination of Brayton and Rankine cycles.

The chart<sup>3</sup> in Figure 3 shows the overall installed capacity in Europe in 2019 for each aforementioned technology [1]: traditional steam plants and combined cycles are widely spread in the European Union.

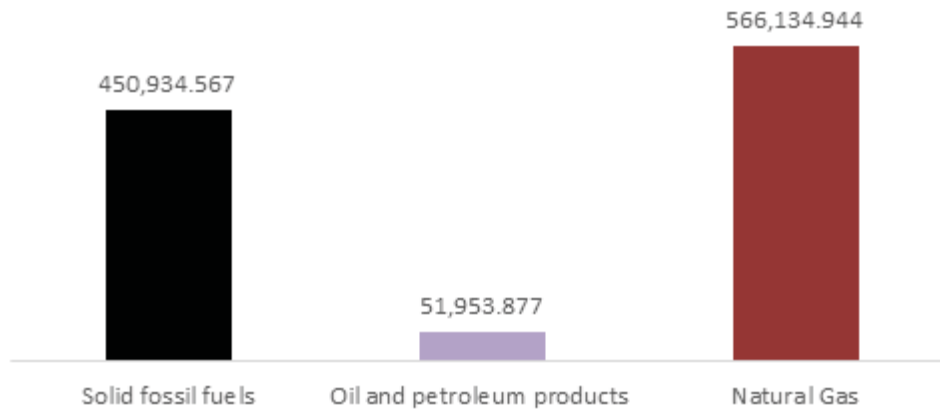
**Figure 3.** Classification of the installed thermal capacity [MW]. Elaboration of data from [1].



<sup>3</sup> Electricity production capacities for combustible fuels by technology and operator [nrg\_inf\_epct]: Steam, Gas turbine, Combined cycle, Other. Auto-producers not included.

Coming to fuels, solid fuels, i.e., coal, are the main source of electricity production generated by thermal plants<sup>4</sup> (Figure 4) in 2019 [1]:

**Figure 4.** Gross electricity production of the thermal plants in Europe by type of fuel [GWh].  
Elaboration of data from [1].



---

4 Production of electricity and derived heat by type of fuel [nrg\_bal\_peh]: Solid fossil fuels, Oil and petroleum products, Natural Gas, main activity producer and autoproducer - electricity only.