



Brussels, 20.3.2023
SWD(2023) 56 final/2

CORRIGENDUM:
Annule et remplace SWD(2023)56 du 17.3.2023
Correction du titre.

COMMISSION STAFF WORKING DOCUMENT

Accompanying the document

REPORT FROM THE COMMISSION TO THE EUROPEAN PARLIAMENT AND THE COUNCIL

on the implementation of Regulation (EC) No 1013/2006 on shipments of waste

**Generation, treatment and transboundary shipment of hazardous waste and other waste
in the Member States of the European Union and the United Kingdom 2016-2019**

{COM(2023) 142 final}

Contents

1.0	General Introduction	1
2.0	Section A: Competent Authorities to the Basel Convention	3
3.0	Section B: Y-Codes for Waste under the Basel Convention	9
3.1	Categories of Wastes to be Controlled.....	9
3.2	Categories of Wastes Requiring Special Consideration	10
4.0	Section C: Data on Generation, Treatment and Shipment of Hazardous Waste in the EU Member States (Basel Convention)	11
4.1	Generation of Waste	11
4.2	Shipment of Waste out of EU Member States	17
4.3	Shipment of Waste into EU Member States	52
4.4	Import and Export of Waste from and to Countries Outside the EU.....	79
4.5	Differences between Reported Amounts of “Import” and “Export”	100
5.0	Section D: Summary of the Data Supplied by Member States on the Basis of the Basel Convention Questionnaire; 2016-2019	104
5.1	Questionnaire on “Transmission of Information” (in accordance with Articles 13 & 16 of the Basel Convention)	104
5.2	Questionnaire Replies for “Transmission of Information” (in accordance with Articles 13 & 16 of the Basel Convention).....	108
5.3	Additional Details and Remarks of Member States to the Basel Convention Implementation Questionnaire.....	114
6.0	Section E: Summary of the Data Supplied by the Member States on the basis of the Waste Shipment Regulation Questionnaire; 2016-2019	266
6.1	Questionnaire for Member States’ Reporting Obligation pursuant to Article 51 (2) of Regulation (EC) No 1013/2006	266
6.2	Questionnaire Replies for Member States’ Reporting Obligation pursuant to Article 51 (2) of Regulation (EC) No 1013/2006	268
6.3	Additional Details and Remarks of Member States to the Waste Shipment Regulation Implementation Questionnaire.....	273
6.4	Data Tables	374

List of Tables and Figures

Table 2-1: Competent Authorities to the Basel Convention (2019).....	3
Table 3-1: Waste Streams	9
Table 3-2: Wastes Having as Constituents.....	9
Table 3-3: Categories of Wastes Requiring Special Consideration	10
Table 4-1: Total Generation of Hazardous Waste in Member States, 2016 & 2018, in 1000 tonnes.....	11
Table 4-2: Total Generation of Hazardous Waste Per Capita in Member States, 2016 & 2018, in kg per capita (includes estimated values).....	12
Table 4-3: Total Generation of Other Notified Waste Per Capita in EU Member States, 2016 & 2018 in kg per capita	13
Table 4-4: Total Generation of All Notified Waste Per Capita in Member States, 2016 & 2018, in kg per capita	14
Figure 4-1: Total Generation of All Notified Waste Per Capita in EU Member States, 2016 & 2018, in kg per capita	16
Table 4-5: Export of Hazardous Waste, 2001-2019, in 1000 tonnes	17
Table 4-6: Export of Hazardous Waste, 2001-2019, in kg per capita.....	18
Figure 4-2: Export of Hazardous Waste, 2016-2019, in kg per capita.....	20
Table 4-7: Annual Export of Hazardous Waste in Relation to Generation in 2018, in 1000 tonnes.....	21
Figure 4-3: Export of Hazardous Waste out of Each Member State in Relation to Generation in 2018, in % distribution	22
Table 4-8: Export of All Notified Waste, 2001-2019, in 1000 tonnes.....	23
Table 4-9: Export of All Notified Waste, 2001-2019, in kg per capita.....	24
Figure 4-4: Export of All Notified Waste, 2016-2019, in kg per capita	26
Figure 4-5: Distribution of All Reported Export Waste by Type in 2019, in %.....	28
Table 4-11: Distribution of All Reported Export Waste by Type in 2018, in 1000 tonnes	29
Figure 4-6: Distribution of All Reported Export Waste by Type in 2018, in %.....	30
Table 4-12: Distribution of All Reported Export Waste by Type in 2017, in 1000 tonnes	31
Figure 4-7: Distribution of All Reported Export Waste by Type in 2017, in %.....	32
Table 4-13: Distribution of All Reported Export Waste by Type in 2016, in 1000 tonnes	33
Figure 4-8: Distribution of All Reported Export Waste by Type in 2016, in %.....	34
Table 4-14: Distribution of All Reported Export Waste by Type in 2019, in tonnes	35
Table 4-15: Distribution of All Reported Export Waste by Type in 2018, in tonnes	36
Table 4-18: Total EU-27 + UK Distribution of All Reported Export of Waste, 2001-2019, in 1000 tonnes.....	40

Figure 4-9: Total EU-27 + UK Distribution of All Reported Export of Waste, 2001-2019, in 1000 tonnes.....	40
Table 4-19: EU-27 + UK Treatment of Hazardous Waste, 2001-2019, in 1000 tonnes.....	41
Figure 4-10: EU-27 + UK Treatment of Hazardous Waste, 2001-2019, in 1000 tonnes.....	41
Table 4-20: Treatment of Hazardous Waste in 2019, in 1000 tonnes.....	42
Figure 4-11: Treatment of Hazardous Waste in 2019, in % distribution.....	43
Table 4-21: Treatment of Hazardous Waste in 2018, in 1000 tonnes.....	43
Figure 4-12: Treatment of Hazardous Waste in 2018, in % distribution.....	44
Table 4-22: Treatment of Hazardous Waste in 2017, in 1000 tonnes.....	45
Figure 4-13: Treatment of Hazardous Waste in 2017, in % distribution.....	46
Table 4-23: Treatment of Hazardous Waste in 2016, in tonnes.....	46
Figure 4-14: Treatment of Hazardous Waste in 2016, in % distribution.....	47
Table 4-24: Destination of All Notified Waste, 2001-2019, in 1000 tonnes.....	47
Figure 4-15: Destination of All Notified Waste, 2001-2019, in 1000 tonnes.....	48
Table 4-25: Destination of Hazardous Waste, 2001-2019, in 1000 tonnes.....	48
Figure 4-16: Destination of Hazardous Waste, 2001-2019, in 1000 tonnes.....	49
Table 4-26: Import of Hazardous Waste, 2001-2019, in 1000 tonnes.....	50
Table 4-27: Import of Hazardous Waste, 2001-2019, in kg per capita.....	51
Figure 4-17: Import of Hazardous Waste, 2001-2019, in kg per capita.....	53
Table 4-28: Import of Hazardous and Other Notified Waste into Member States, 2001-2019, in 1000 tonnes.....	54
Table 4-29: Import of Hazardous and All Other Notified Waste into Member States, 2001-2019, in kg per capita.....	55
Figure 4-18: Import of Hazardous and All Other Notified Waste into Member States, 2016-2019, in kg per capita.....	57
Table 4-30: Distribution of Imported Waste in by Type 2019, in 1000 tonnes.....	58
Figure 4-19: Distribution of Imported Waste by Type in 2019, in %.....	59
Table 4-31: Distribution of Imported Waste in by type 2018, in 1000 tonnes.....	60
Figure 4-20: Distribution of Imported Waste by Type in 2018, in %.....	61
Table 4-32: Distribution of Imported Waste by Type in 2017, in 1000 tonnes.....	62
Figure 4-21: Distribution of Imported Waste by Type in 2017, in %.....	63
Table 4-33: Distribution of Imported Waste by Type in 2016, in 1000 tonnes.....	64
Figure 4-22: Distribution of Imported Waste by Type in 2016, in %.....	65
Table 4-34: Treatment of Hazardous Waste Shipped into Member States, 2001-2019, in 1000 tonnes.....	66
Figure 4-23: EU-27 + UK Treatment of Hazardous Waste Shipped into Member States, 2001-2019, in 1000 tonnes.....	66

Table 4-35: Treatment of Hazardous Waste Shipped into Member States in 2019, in 1000 tonnes.....	67
Figure 4-24: Treatment of Hazardous Waste Shipped into Member States in 2019, in % distribution.....	68
Table 4-36: Treatment of Hazardous Waste Shipped into Member States in 2018, in 1000 tonnes.....	68
Figure 4-25: Treatment of Hazardous Waste Shipped into Member States in 2018, in % distribution.....	69
Table 4-37: Treatment of Hazardous Waste Shipped into Member States in 2017, in 1000 tonnes.....	70
Figure 4-26: Treatment of Hazardous Waste Shipped into Member States in 2017, in % distribution.....	71
Table 4-38: Treatment of Hazardous Waste Shipped into Member States in 2016, in 1000 tonnes.....	71
Table 4-39: All Hazardous Waste and Other Notified Wastes Shipped into EU-groups, 2001-2019, in 1000 tonnes.....	73
Figure 4-28: All Hazardous Waste and Other Notified Wastes Shipped into EU-groups, 2001-2019, in 1000 tonnes.....	73
Table 4-40: All Hazardous Waste Shipped into EU-groups, 2001-2019, in 1000 tonnes	74
Figure 4-29: All Hazardous Waste Shipped into EU-groups, 2001-2019, in 1000 tonnes	74
Table 4-41: Top Treatment (Recovery) of All Notified Waste Exported by EU Member States, 2001-2019, in 1000 tonnes.....	75
Table 4-42: Top Treatment (Disposal) of All Notified Waste Exported by EU Member States, 2001-2019, in 1000 tonnes	76
Figure 4-30: Top Treatment of all Notified Waste Exported by EU Member States, 2016-2019, in 1000 tonnes.....	79
Table 4-43: Shipments for Disposal of Y46 from a Member State to Different Destinations, 2016-2017, in tonnes	80
Table 4-44: Shipments for Disposal of Y46 from a Member State to Different Destinations, 2018-2019, in tonnes	82
Table 4-45: Shipments for Recovery (R1 use as fuel) of Y46 from a Member State to Different Destinations, 2016-2017, in 1000 tonnes.....	84
Table 4-46: Import and Export of Hazardous Waste from and to Countries outside the EU, 2001-2019, in tonnes	86
Table 4-47: Export of Hazardous Waste out of the EU to non-OECD Countries (all treatments), 2001-2019, in tonnes	87
Table 4-48: Export of Hazardous Waste out of the EU to EFTA Countries (all treatments), 2001-2019, in tonnes	88
Table 4-49: Export of Hazardous Waste out of the EU to OECD Countries (non-EFTA) (all treatments), 2001-2019, in tonnes	89

Figure 4-31: Export of Hazardous Waste out of the EU (all treatments), 2001-2019, in tonnes	91
Table 4-50: Import of Hazardous Waste into the EU from non-OECD Countries (all treatments), 2001-2019, in tonnes	92
Table 4-51: Import of Hazardous Waste into the EU from EFTA Countries (all treatments), 2001-2019, in tonnes	93
Table 4-52: Import of Hazardous Waste into the EU from OECD Countries (non-EFTA) (all treatments), 2001-2019, in tonnes	94
Figure 4-32: Import of Hazardous Waste into the EU (all treatments), 2001-2019, in tonnes	96
Table 4-53: Difference, in %, between Reported “Import” and “Export” of All Notified Waste between EU Countries, 2001-2019 (Import and Export data is in 1000 tonnes).....	97
Table 4-54: Difference, in %, between Reported “Import” and “Export” of Hazardous Waste between EU Countries, 2001-2019 (Import and Export data is in 1000 tonnes).....	97
Table 4-55: Difference, in %, between Reported “Import” and “Export” of All Other Notified Wastes (i.e. excluding Hazardous Waste) between EU Countries, 2001-2019 (Import and Export data is in 1000 tonnes)	98
Table 4-56: Difference between Amounts “Imported” and “Exported” Normalized Relative to “Import” and “Export”, 2016-2019, in %.....	98
Figure 4-33: Difference between Amounts “Imported” and “Exported” Normalized Relative to “Import” and “Export” for 2019, in %	100
Table 5-1: Questionnaire on “Transmission of Information” (in accordance with Articles 13 & 16 of the Basel Convention)	102
Table 5-2: Replies of Member States to the Basel Convention Questionnaire for the Reporting Years 2016-2019.....	105
Table 5-8: Information from Member States on Cases of Illegal Traffic which have been Closed in the Reporting Year	245
Table 6-1: Questionnaire for Member States’ Reporting Obligation pursuant to Article 51(2) of Regulation (EC) No 1013/2006.....	272
Table 6-2: Replies of Member States to the Waste Shipment Regulation Questionnaire for the Reporting Years 2016-2019.....	275
Table 6-3: Question 1 – Information on the Measures Taken to Prohibit Generally or Partially Shipments of Waste between Member States.....	280
Table 6-4: Question 2 - Information on the Measures Taken to Object Systematically to Shipments of Waste between Member States.....	289
Table 6-5: Question 3 - Information on the Prohibition of the Import of Waste	292
Table 6-6: Questions 4 & 5 - Information on Exceptions to the Implementation of the Principle of Proximity, Priority for Recovery and Self-sufficiency	298
Table 6-7: Question 10 - Information on the Member States’ System for the Supervision and Control of shipments of Waste Exclusively within their Jurisdiction.....	299
Table 6-8: Question 11 - Information on Illegal Shipments of Waste.....	309

Table 6-9: Questions 12 & 13 - Information on Spot Checks on Shipments of Waste or on the Related Recovery or Disposal	337
Table 6-10: Question 14 - Information on Financial Guarantees.....	374
Table 6-11: Denmark, 2018 – Information on Exceptions to the Implementation of the Principle of Proximity, Priority for Recovery and Self-Sufficiency (Article 11 (3)).....	388
Table 6-12: Finland, 2016 – Information on Exceptions to the Implementation of the Principle of Proximity, Priority for Recovery and Self-Sufficiency (Article 11 (3))	391
Table 6-13: Finland, 2017 – Information on Exceptions to the Implementation of the Principle of Proximity, Priority for Recovery and Self-Sufficiency (Article 11 (3))	391
Table 6-14: Finland, 2018 – Information on Exceptions to the Implementation of the Principle of Proximity, Priority for Recovery and Self-Sufficiency (Article 11 (3))	392
Table 6-15: Finland, 2019 – Information on Exceptions to the Implementation of the Principle of Proximity, Priority for Recovery and Self-Sufficiency (Article 11 (3))	392
Table 6-16: Greece, 2017 – Information on Exceptions to the Implementation of the Principle of Proximity, Priority for Recovery and Self-Sufficiency (Article 11 (3))	393
Table 6-17: Greece, 2018 – Information on Exceptions to the Implementation of the Principle of Proximity, Priority for Recovery and Self-Sufficiency (Article 11 (3))	393
Table 6-18: Greece, 2019 – Information on Exceptions to the Implementation of the Principle of Proximity, Priority for Recovery and Self-Sufficiency (Article 11 (3))	393
Table 6-19: Spain, 2016 – Information on Exceptions to the Implementation of the Principle of Proximity, Priority for Recovery and Self-Sufficiency (Article 11 (3))	394
Table 6-20: Spain, 2019 – Information on Exceptions to the Implementation of the Principle of Proximity, Priority for Recovery and Self-Sufficiency (Article 11 (3))	394
Table 6-21: United Kingdom, 2018 – Information on Exceptions to the Implementation of the Principle of Proximity, Priority for Recovery and Self-Sufficiency (Article 11 (3)).....	394
Table 6-22: Belgium (Flanders), 2016 – Objections to Planned Shipments for Disposal	395
Table 6-23: Belgium (Wallonia), 2016 – Objections to Planned Shipments for Disposal	395
Table 6-24: Belgium (Walloon), 2017 – Objections to Planned Shipments for Disposal	396
Table 6-25: Belgium (Walloon), 2019 – Objections to Planned Shipments for Disposal	396
Table 6-26: Denmark, 2017 – Objections to Planned Shipments for Disposal.....	397
Table 6-27: Denmark, 2018 – Objections to Planned Shipments for Disposal.....	397
Table 6-28: Denmark, 2019 – Objections to Planned Shipments for Disposal.....	397
Table 6-29: Germany, 2019 – Objections to Planned Shipments for Disposal.....	398
Table 6-30: Hungary, 2019 – Objections to Planned Shipments for Disposal	398
Table 6-31: Italy, 2016 – Objections to Planned Shipments for Disposal	398
Table 6-32: Lithuania, 2016 – Objections to Planned Shipments for Disposal	399
Table 6-33: Spain, 2018 – Objections to Planned Shipments for Disposal	399
Table 6-34: Spain, 2019 – Objections to Planned Shipments for Disposal	400

Table 6-35: Belgium (Flemish), 2016 – Objections to Planned Shipments or Recovery (Article 12(1)(c))	401
Table 6-36: Denmark, 2017 – Objections to Planned Shipments or Recovery (Article 12(1)(c)).....	401
Table 6-37: Denmark, 2018 – Objections to Planned Shipments or Recovery (Article 12(1)(c)).....	402
Table 6-38: Italy, 2016 – Objections to Planned Shipments or Recovery (Article 12(1)(c))	402
Table 6-39: Italy, 2017 – Objections to Planned Shipments or Recovery (Article 12(1)(c))	402
Table 6-40: Italy, 2018 – Objections to Planned Shipments or Recovery (Article 12(1)(c))	403
Table 6-41: Italy, 2019 – Objections to Planned Shipments or Recovery (Article 12(1)(c))	403
Table 6-42: Lithuania, 2016 – Objections to Planned Shipments or Recovery (Article 12(1)(c)).....	404
Table 6-43: Cyprus, 2017 – Objections to Planned Shipments or Recovery (Article 12(1)(c))	404
Table 6-44: Spain, 2016 – Objections to Planned Shipments or Recovery (Article 12(1)(c))	405
Table 6-45: Spain, 2017 – Objections to Planned Shipments or Recovery (Article 12(1)(c))	405
Table 6-46: Spain, 2018 – Objections to Planned Shipments or Recovery (Article 12(1)(c))	407
Table 6-47: Spain, 2019 – Objections to Planned Shipments or Recovery (Article 12(1)(c))	407
Table 6-48: United Kingdom, 2016 – Objections to Planned Shipments for Disposal	415
Table 6-49: Austria, 2016 – Information on Decisions by Competent Authorities to Issue Pre-Consents (Article 14).....	417
Table 6-50: Austria, 2017 – Information on Decisions by Competent Authorities to Issue Pre-Consents (Article 14).....	417
Table 6-51: Austria, 2018 – Information on Decisions by Competent Authorities to Issue Pre-Consents (Article 14).....	418
Table 6-52: Austria, 2019 – Information on Decisions by Competent Authorities to Issue Pre-Consents (Article 14).....	418
Table 6-53: Belgium (Flanders), 2016 – Information on Decisions by Competent Authorities to Issue Pre-Consents (Article 14).....	420
Table 6-54: Belgium (Flemish), 2017 – Information on Decisions by Competent Authorities to Issue Pre-Consents (Article 14).....	422
Table 6-55: Belgium (Flemish), 2018 - Information on Decisions by Competent Authorities to Issue Pre-Consents (Article 14).....	424
Table 6-56: Belgium (Flemish) 2019 - Information on Decisions by Competent Authorities to Issue Pre-Consents (Article 14).....	425
Table 6-57: Bulgaria 2016 - Information on Decisions by Competent Authorities to Issue Pre-Consents (Article 14).....	425

Table 6-58: Bulgaria 2017 – Information on Decisions by Competent Authorities to Issue Pre-Consents (Article 14).....	426
Table 6-59: Bulgaria 2018 – Information on Decisions by Competent Authorities to Issue Pre-Consents (Article 14).....	427
Table 6-60: Bulgaria 2019 – Information on Decisions by Competent Authorities to Issue Pre-Consents (Article 14).....	427
Table 6-61: Denmark, 2019 – Information on Decisions by Competent Authorities to Issue Pre-Consents (Article 14).....	428
Table 6-62: Estonia, 2016, 2017, 2018 and 2019 – Information on Decisions by Competent Authorities to Issue Pre-Consents (Article 14).....	433
Table 6-63: France, 2016 – Information on Decisions by Competent Authorities to Issue Pre-Consents (Article 14).....	433
Table 6-64: France, 2017 – Information on Decisions by Competent Authorities to Issue Pre-Consents (Article 14).....	437
Table 6-65: France, 2018 – Information on Decisions by Competent Authorities to Issue Pre-Consents (Article 14).....	440
Table 6-66: France, 2019 – Information on Decisions by Competent Authorities to Issue Pre-Consents (Article 14).....	445
Table 6-67: Germany, 2016 – Information on Decisions by Competent Authorities to Issue Pre-Consents (Article 14).....	451
Table 6-68: Germany, 2017 – Information on Decisions by Competent Authorities to Issue Pre-Consents (Article 14).....	468
Table 6-69: Germany, 2018 – Information on Decisions by Competent Authorities to Issue Pre-Consents (Article 14).....	485
Table 6-70: Germany, 2019 – Information on Decisions by Competent Authorities to Issue Pre-Consents (Article 14).....	503
Table 6-71 Ireland, 2019 – Information on Decisions by Competent Authorities to Issue Pre-Consents (Article 14).....	521
Table 6-72: Italy, 2017 – Information on Decisions by Competent Authorities to Issue Pre-Consents (Article 14).....	521
Table 6-73: Italy, 2018 – Information on Decisions by Competent Authorities to Issue Pre-Consents (Article 14).....	524
Table 6-74: Italy, 2019 – Information on Decisions by Competent Authorities to Issue Pre-Consents (Article 14).....	527
Table 6-75: Luxembourg, 2016, 2018, 2019 – Information on Decisions by Competent Authorities to Issue Pre-Consents (Article 14).....	528
Table 6-76: Netherlands, 2016 – Information on Decisions by Competent Authorities to Issue Pre-Consents (Article 14).....	529
Table 6-77: Netherlands, 2017 – Information on Decisions by Competent Authorities to Issue Pre-Consents (Article 14).....	538
Table 6-78: Poland, 2019 – Information on Decisions by Competent Authorities to Issue Pre-Consents (Article 14).....	547

Table 6-79: Spain, 2016 – Information on Decisions by Competent Authorities to Issue Pre-Consents (Article 14).....	547
Table 6-80: Spain, 2018 – Information on Decisions by Competent Authorities to Issue Pre-Consents (Article 14).....	553
Table 6-81: Spain, 2019 – Information on Decisions by Competent Authorities to Issue Pre-Consents (Article 14).....	560
Table 6-82: Sweden, 2016 – Information on Decisions by Competent Authorities to Issue Pre-Consents (Article 14).....	570
Table 6-83: Sweden, 2017 – Information on Decisions by Competent Authorities to Issue Pre-Consents (Article 14).....	570
Table 6-84: Sweden, 2018 – Information on Decisions by Competent Authorities to Issue Pre-Consents (Article 14).....	574
Table 6-85: Sweden, 2019 – Information on Decisions by Competent Authorities to Issue Pre-Consents (Article 14).....	575
Table 6-86: United Kingdom, 2016 – Information on Decisions by Competent Authorities to Issue Pre-Consents (Article 14).....	586
Table 6-87: Table 6 87: United Kingdom, 2017 – Information on Decisions by Competent Authorities to Issue Pre-Consents (Article 14).....	602
Table 6-88: United Kingdom, 2018 – Information on Decisions by Competent Authorities to Issue Pre-Consents (Article 14).....	613
Table 6-90: Number of Recorded Illegal Shipments of Waste Ascertained by Member State Authorities	657
Table 6-91: Penalties that can be Imposed for Illegal Shipments of Waste.....	658
Table 6-92: Croatia, 2016, 2017, 2018, 2019 – Information on any Specific Customs Offices Designated by Member States for Shipments of Waste Entering and Leaving the Community (Article 55)	661
Table 6-93: Cyprus, 2016, 2017, 2018, 2019 – Information on any Specific Customs Offices Designated by Member States for Shipments of Waste Entering and Leaving the Community (Article 55)	661
Table 6-94: Germany, 2016-2019 – Information on any Specific Customs Offices Designated by Member States for Shipments of Waste Entering and Leaving the Community (Article 55).....	662
Table 6-95; Hungary, 2016 – Information on any Specific Customs Offices Designated by Member States for Shipments of Waste Entering and Leaving the Community (Article 55)	664
Table 6-96; Hungary, 2017 – Information on any Specific Customs Offices Designated by Member States for Shipments of Waste Entering and Leaving the Community (Article 55)	665
Table 6-97: Luxembourg, 2016-2019 – Information on any Specific Customs Offices Designated by Member States for Shipments of Waste Entering and Leaving the Community (Article 55)	666

Table 6-98: Malta, 2016-2019 – Information on any Specific Customs Offices Designated by Member States for Shipments of Waste Entering and Leaving the Community (Article 55) 666

1.0 General Introduction

This working document to the Report from the Commission to the Council and the European Parliament contains information on the generation, treatment and transboundary shipment of hazardous waste and other waste in the Member States of the European Union (EU), 2016-2019.

The report is comprised of five sections and contains both quantitative and qualitative information on waste generation and treatment:

- **Section A:** Provides an up-to-date list of the Competent Authorities to the Basel Convention. This information was provided by Member States in their responses to the Basel Convention Implementation Questionnaire;
- **Section B:** Provides a list of the Y-codes for waste according to the Basel Convention;
- **Section C:** Provides a quantitative outline of Member States' waste transactions. This information was provided by Member States in their responses to the Basel Convention Implementation Questionnaire;
- **Section D:** Summarises Member States' provisions regarding waste management in line with the Basel Convention. This information was provided by Member States in their responses to the Basel Convention Implementation Questionnaire; and
- **Section E:** Summarises Member States' provisions regarding waste management in line with the Waste Shipment Regulation. This information was provided by Member States in their responses to the Waste Shipment Regulation Implementation Questionnaire.

A summary of the state of reporting for the Basel Convention Implementation Questionnaire in regards to Article 51(1) of the Waste Shipment Regulation (WSR), and the WSR Implementation Questionnaire in regards to Article 51(2) of the WSR for the years 2016-2019 is shown in Table 1-1.

For practical reasons, the report does not differentiate between direct quotes from the Member States' replies and other re-phrased or shortened passages. The original replies from the Member States constitute the only "authentic" document submitted by the Member States.

It should be noted that the Basel Convention uses the terms "import" and "export" for every shipment into and out of a country that is Party to the Convention. Under EU law these terms apply only to shipments into and out of the EU as a whole. However, for the sake of readability, in the Implementation Report accompanying this working document the terms appear in inverted commas and are used occasionally for waste shipments in general (i.e. as applied in the Basel Convention). In this document both terms appear in the sense in which they are used in the Basel Convention.

Table 1-1: Table of Member State Replies to the Implementation Questionnaires for 2016-2019

Member State	Basel Convention Questionnaire				Waste Shipment Regulation Implementation Questionnaire			
	2019	2018	2017	2016	2019	2018	2017	2016
Austria	x	x	x	x	x	x	x	x
Belgium								
Bulgaria	x	x			x	x		
Croatia	x	x			x			
Cyprus	x	x	x	x	x	x	x	x
Czech Republic								
Denmark	x		x		x			
Estonia								
Finland								
France	x	x	x	x	x	x	x	x
Germany	x							
Greece	x	x	x	x	x	x	x	x
Hungary				x				x
Ireland	x	x	x	x	x		x	**x
Italy		x						
Latvia		x	x	x	x		x	x
Lithuania	!	x	!		x		x	
Luxembourg								
Malta	x		x	x	x	x	x	x
Netherlands	x	x	x				x	x
Poland				x	x			
Portugal				x				x
Romania	x	!	x	x	x	x	x	x
Slovakia								
Slovenia	x	x	x	x	x	x	x	x
Spain	x	*x	x	x	x	x	x	x
Sweden	x			x	x			x
United Kingdom								

'x' indicates where a response was submitted late.

'!' indicates where a copy of the Basel Convention questionnaire was not sent to the Commission.

* CIRCABC has incorrect versions of Spain's 2018 and 2019 Basel Convention Questionnaires; the correct versions are available on the Basel Convention website.¹

** Form is partially complete, missing some information.

Key	Is Missing
Nothing	
Questionnaire	

¹ Available at:

<http://www.basel.int/Countries/NationalReporting/NationalReports/BC2019Reports/tabid/8645/Default.aspx>

2.0 Section A: Competent Authorities to the Basel Convention

Section A takes the form of a list which shows each Member States' Competent Authority as of 2019 (unless stated otherwise).²

Table 2-1: Competent Authorities to the Basel Convention (2019)

Member State	Competent Authority
Austria	<p>Federal Ministry for Climate Action, Environment, Energy, Mobility, Innovation and Technology Division V/1, Stubenbaster 5 Vienna 1010 Austria A-1010 Vienna Austria E-mail: christian.janitsch@bmk.gv.at, v1@bmk.gv.at Tel: (+43 1) 711 00613002 Fax: (+43 1) 513 16797502</p>
Belgium	<p>In Belgium, there are 4 competent authorities, 3 regional authorities (for import/export to/from the region) and an Interregional Commission (for transit only).</p> <p>Interregional Packaging Commission Competent Authority for Transit (BE004) Address: Gaucheretstraat 92 -94 Rue Gaucheret Brussels 1030 Belgium Tel: (32-2) 209 0364 Fax: (32-2) 218 3022 E-mail: a.vanpoucke@ivcie.be Website: http://www.ivcie.be</p> <p>Brussels Environment Regional Competent Authorities for Brussels (BE002) Havenlaan 86c/3000 Brussels, 1000 Belgium Tel: +32 2 209 0364 Fax: +32 2 218 3022 E-mail: wasteshipment@leefmilieu.brussels cvannieuwenhove@leefmilieu.brussels Website: http://www.leefmilieu.brussels</p> <p>Département du Sol et des Déchets Service public de Wallonie agriculture ressources naturelles environnement - DGO3 Regional Competent Authority for Wallonia (BE003) Avenue Prince de Liège 15, 5100 Jambes Tel: +32 81 33 6536 Fax: +32 81 33 6522 E-mail: Fabien.Piron@spw.wallonie.be</p> <p>Public Waste Agency of Flanders (OVAM) Department of Waste and Material Management Regional Competent Authority for Flanders (BE001) Stationsstraat 110 Mechelen 2800 Belgium</p>

² An updated list of Competent Authorities is available at:
<http://www.basel.int/Countries/CountryContacts/tabid/1342/Default.aspx>

Member State	Competent Authority
	Tel: +32 15 28 4538 inuit@ovam.be
Bulgaria	Ministry of Environment and Water Waste Management and Soil Protection Directorate Address: Bulgaria, Sofia 1000, 22 Maria Luiza Blvd. Tel: (359-2) 940 6734 Fax: (359-2) 940 6635 E-Mail: gbadev@moew.government.bg, ggtoneca@moew.government.gr Website: www.moew.government.bg
Croatia	Ministry of Environmental and Energy Division for Permits and Transboundary Movements of Waste Radnicka Cesta 80, Zagreb, 10000 Croatia Tel: +385 1 371 7148 Fax: +385 1 371 7135 E-Mail: gordana.vesligaj@mzoe.hr
Cyprus	Ministry of Agriculture, Natural Resources and Environment Department of Environment 20-22, 28 Octovriou Avenue Engomi, Nicosia 2414 Cyprus Tel: +357 224 08941 Fax: +357 227 74945 E-Mail: cstylianou@environment.moa.gov.cy
Czech Republic	Ministry of the Environment, Waste Management Department Address: Vršovická 65, Prague 10010, Czechia Tel: +420 2 67 12 22 83 Fax: +420 2 67 31 03 08 E-mail: Irena.Sedlackova@mzp.cz Website: http://www.mzp.cz/
Denmark	Environmental Protection Agency Soil and Waste Division Address: Strandgade 29 Copenhagen K 1401 Denmark Tel: +45 72 54 40 00 E-mail: impeksp@mst.dk Website: www.mst.dk
Estonia	Ministry of the Environment Environmental Technology Department Address: Narva mnt 7a Tallinn 15172 Estonia Tel: +372 626 2863 Fax: +372 626 2801 E-Mail: mari-liis.ummik@envir.ee
Finland	The Finnish Environment Institute Latokartanonkaari 11, Helsinki, 00790, Finland Tel: +358 295 251 000 Fax: +358 9 454 6030 E-Mail: tfs@syke.fi
France	Ministère de la Transition Ecologique Pôle National des Transfert Transfrontaliers de Déchets Address: 2, rue Augustin-Fresnel, Metz, 57071, France Tel: +33 (0)3 87 62 88 19 Fax: +33 (0)3 87 62 88 18 E-mail: pnttd@developpement-durable.gouv.fr
Germany	Federal Environment Agency Contact point Basel Convention Address: Wörlitzer Platz 1, 06844 Dessau-Roßlau, Germany

Member State	Competent Authority
	Tel: +49 340 21 03 36 12 Fax: +49 340 21 03 31 03 E-Mail: noti.fpbc@uba.de
Greece	Ministry of Environment and Energy Directorate of Waste Management 119, Mesogeion Ave., Athens, 11256, Greece Tel: +30 213 1513747 E-Mail: baselgr@prv.ypeka.gr Website: https://ypen.gov.gr
Hungary	Government Office of Pest County National Department of Environment and Nature Address: Mészáros u. 58/A, 1016 Budapest, Hungary Tel: +36-1-224-9140 Fax: +36-1-224-9163 E-Mail: orszagoszoldhatosag@pest.gov.hu ; tfs@pest.gov.hu Website: http://www.kormanyhivatal.hu/hu/pest
Ireland	Dublin City Council National TFS Office Address: Eblana House 68-71 Marrowbone Lane Dublin 8 Ireland Tel: +353 1 222 44 67 Fax: +353 1 454 48 30 E-Mail: nationaltfs@dublincity.ie
Italy	Ministry of Environment, Land and Sea Department for Waste and Pollution Address: Via Cristoforo Colombo, 44 Rome 00147 Italy Tel: +39 06 57228627 Fax: +39 06 57228648 E-Mail: cristofanelli.sergio@minambiente.it
Latvia	Ministry of Environmental Protection and Regional Development Environmental Protection Department Tel: +371 702 65 15 Fax: +371 782 04 42 25, Peldu iela 25 Riga 1494 Latvia E-Mail: ilze.donina@vidm.gov.lv
Lithuania	Environmental Protection Agency Tel: (+370) 70662008 Fax: (+370)70662000 A. Juozapaviciaus Street 9, LT-09311 Vilnius, Lithuania E-Mail: aaa@aaa.am.lt ; i.linge@aaa.am.lt
Luxembourg	Administration de l'Environnement, USEE Tim Mirgain, Chargé d'études 1 Avenue du Rock'n'Roll, Esch-sur-Alzette, 4361, Luxembourg Tel: +352 40 56 56 322 Fax: +352 40 56 56 322 E-Mail: tim.mirgain@aev.etat.lu Web site: www.emwelt.lu Waste statistics
Malta	Environment and Resources Authority Environment and Resources Directorate Aimee Brincat, Deputy Director Tel: +356 2292 3506 Hexagon House, Spencer Hill, Marsa, MRS 1441, Malta E-mail: tfs.permitting@era.org.mt

Member State	Competent Authority
Netherlands	<p>K. Yang Ma Inspectorate on the Environment and Transport (ILT) / Risk Substances and Products Department of Licensing WSR Tel: +31 8848 900 00 Fax: +31 7045 620 98 Graadt van Roggenweg 500 Utrecht 3531 Netherlands E-Mail: evoa@ilent.nl</p>
Poland	<p>Chief Inspectorate of Environmental Protection Chief Inspector of Environmental Protection Tel: +48 22 369 2228 Fax: +48 22 825 0465 52/54 Wawelska Street Warsaw 00 922 Poland E-Mail: tfs@gios.gov.pl</p>
Portugal	<p>Agência Portuguesa do Ambiente Tel: +351 21 472 82 00 Fax: +351 21 471 90 74 Rua da Murgueira, 9/9A - Zambujal Ap. 7585 Amadora 2611-865 Portugal E-mail: geral@apambiente.pt</p>
Romania	<p>National Environmental Protection Agency Department of Waste and Hazardous Chemical Substances Madalina Lobda, Senior Advisor Tel: +40 21 207 1108 Fax: +40 21 207 1154 294 Splaiul Independentei Str., District 6 Bucharest Romania E-Mail: office@anpm.ro; madalina.lobda@anpm.ro Website: www.anpm.ro Waste Shipment Competent Authority</p>
Slovakia	<p>Ministry of Environment Department of Waste Management State Advisor: Katarina Spišáková Tel: +421 2 5956 2502 Fax: +421 2 5956 2511 Námestie L'. Štúra 1, Bratislava, 81535, Slovakia E-Mail: katarina.spisakova@enviro.gov.sk</p>
Slovenia	<p>Ministry of the Environment and Spatial Planning Inspectorate of Environment and Spatial Planning of the Republic of Slovenia Tel: +386 1 777 0086, +386 1 777 0085, +386 1 777 0087 Fax: +3861 420 4483 Dunajska cesta 58, 1000 Ljubljana, Slovenia E-Mail: nada.suhadolnik-gjura@gov.si; marija.fele-beuermann@gov.si; romana.turk@gov.si</p>
Spain	<p>Ministerio para la Transición Ecológica y el Reto Demográfico Dirección General de Calidad y Evaluación Ambiental S.G. de Economía Circular Tel: +34 91 597 58 57 Fax: +34 91 597 58 57 Plaza de San Juan de la Cruz, s/n, Despacho C-601.1 Madrid 28071 Spain Email: buzon-sgr@miteco.es; basel@miteco.es</p>
Sweden	<p>Agnes Andersson, Senior Advisor Sweden Environmental Protection Agency Forskarens väg 5 Östersund 831 40 Sweden Tel: +46 10 698100; +46 10 698 1183 Fax: +46 10 6981628</p>

Member State	Competent Authority
United Kingdom	E-Mail: agnes.andersson@swedishepa.se
	There are 11 separate authorities for the UK:
	Government of the British Antarctic Territory
	Polar Regions Department, Foreign and Commonwealth Office
	King Charles Street, London, SW1A 2AH, United Kingdom
	Tel: +44 20 7008 1639
	E-Mail: polarregions@fco.gsi.gov.uk
	Government of Jersey
	Infrastructure, Housing & Environment Regulation
	PO Box 228, Jersey, JE4 9SS, Channel Islands, United Kingdom
Tel: +44 1534 441600	
E-Mail: envprotection@gov.je	
Health and Social Services	
Office of Environmental Health and Pollution Regulation	
Longue Rue, St. Martin, Guernsey, GY4 6LD, United Kingdom	
Tel: +44 1481 711 161	
E-Mail: envhealth@gov.gg	
Scottish Environment Protection Agency	
Producer Compliance and Waste Shipment Unit	
Strathallan House, Castle Business Park, Stirling, FK9 4TZ, United Kingdom	
Tel: +44 178 645 7700	
Fax: +44 178 646 1425	
E-Mail : transfrontier@sepa.org.uk	
Department of Environment, Food and Agriculture	
Environment Directorate, Environmental Protection Unit	
Thie Slieau Whallian, Foxdale Road, St Johns, Isle of Man Government, IM4 3AS, United Kingdom	
Tel: +44 1624 685 896	
Fax: +44 1624 685 773	
E-Mail: environmentalprotection@gov.im	
Environment Agency	
International Waste Shipments	
Richard Fairclough House, Knutsford, Road Cheshire, Warrington, WA4 1HT, United Kingdom	
Tel: +44 3708 506 506	
Fax: +44 1925 542 105	
E-Mail: askshipments@environment-agency.gov.uk	
Environmental Agency Limited	
37 Town Range, Gibraltar, United Kingdom	
Tel: +350 200 706 20	
Fax: +350 200 741 19	
E-Mail: admin@eag.gi	
Northern Ireland Environment Agency	
Regulation Unit, TFS Section	
Floor 1, Klondyke Building, Cromac Avenue, Gasworks Business Park, Lower Ormeau Road, Malone, Lower Belfast, Northern Ireland, BT7 2JA, United Kingdom	
Tel: +44 289 056 9313	
Fax: +44 289 056 9310	
E-Mail: tfs@daeri-ni.gov.uk	
Defence Infrastructure Organisation (DIO)	
DIO HQ (Cyprus)	
"B" Block, Episkopi, BFPO 53, Cyprus	
Tel: +357 259 632 39	

Member State	Competent Authority
	<p data-bbox="400 226 667 259">Fax: +357 259 637 32</p> <p data-bbox="400 259 842 293">E-Mail: de-dbk-tsm@cytanet.com.cy</p> <p data-bbox="400 293 512 327">Akrotiri</p> <p data-bbox="400 327 788 360">Competent Authority for WSBA</p> <p data-bbox="400 360 1370 394">Area Office SBA, Administration, Episkopi, BFPO 53, Akrotiri, United Kingdom</p> <p data-bbox="400 394 660 427">Tel: +357 259 672 90</p> <p data-bbox="400 427 667 461">Fax: +357 259 672 96</p> <p data-bbox="400 461 826 495">E-Mail: SBAA-AOA-AO@mod.uk</p> <p data-bbox="400 495 804 528">Competent Authority for ESBA</p> <p data-bbox="400 528 1262 562">Area Office SBA, Administration, Dhekelia, BFPO 58, United Kingdom</p> <p data-bbox="400 562 660 595">Tel: +357 247 445 58</p> <p data-bbox="400 595 667 629">Fax: +357 247 442 38</p> <p data-bbox="400 629 826 663">E-Mail: SBAA-AOD-AO@mod.uk</p>

3.0 Section B: Y-Codes for Waste under the Basel Convention

Section B lists and describes the categories and components of wastes that are controlled under the Basel Convention and the Waste Shipment Regulation.

3.1 Categories of Wastes to be Controlled

Table 3-1: Waste Streams

Y1	Clinical wastes from medical care in hospitals, medical centers and clinics
Y2	Wastes from the production and preparation of pharmaceutical products
Y3	Waste pharmaceuticals, drugs and medicines
Y4	Wastes from the production, formulation and use of biocides and phyto-pharmaceuticals
Y5	Wastes from the manufacture, formulation and use of wood preserving chemicals
Y6	Wastes from the production, formulation and use of organic solvents
Y7	Wastes from heat treatment and tempering operations containing cyanides
Y8	Waste mineral oils unfit for their originally intended use
Y9	Waste oils/water, hydrocarbons/water mixtures, emulsions
Y10	Waste substances and Articles containing or contaminated with polychlorinated biphenyls (PCBs) and/or polychlorinated terphenyls (PCTs) and/or polybrominated biphenyls (PBBs)
Y11	Waste tarry residues arising from refining, distillation and any pyrolytic treatment
Y12	Wastes from production, formulation and use of inks, dyes, pigments, paints, lacquers, varnish
Y13	Wastes from production, formulation and use of resins, latex, plasticizers, glues/adhesives
Y14	Waste chemical substances arising from research and development or teaching activities which are not identified and/or are new and whose effects on man and/or the environment are not known
Y15	Wastes of an explosive nature not subject to other legislation
Y16	Wastes from production, formulation and use of photographic chemicals and processing materials
Y17	Wastes resulting from surface treatment of metals and plastics
Y18	Residues arising from industrial waste disposal operations

Table 3-2: Wastes Having as Constituents

Y19	Metal carbonyls
Y20	Beryllium; beryllium compounds
Y21	Hexavalent chromium compounds
Y22	Copper compounds
Y23	Zinc compounds
Y24	Arsenic; arsenic compounds
Y25	Selenium; selenium compounds
Y26	Cadmium; cadmium compounds
Y27	Antimony; antimony compounds
Y28	Tellurium; tellurium compounds
Y29	Mercury; mercury compounds
Y30	Thallium; thallium compounds
Y31	Lead; lead compounds
Y32	Inorganic fluorine compounds excluding calcium fluoride
Y33	Inorganic cyanides
Y34	Acidic solutions or acids in solid form
Y35	Basic solutions or bases in solid form

Y36	Asbestos (dust and fibers)
Y37	Organic phosphorus compounds
Y38	Organic cyanides
Y39	Phenols; phenol compounds including chlorophenols
Y40	Ethers
Y41	Halogenated organic solvents
Y42	Organic solvents excluding halogenated solvents
Y43	Any congener of polychlorinated dibenzo-furan
Y44	Any congener of polychlorinated dibenzo-p-dioxin
Y45	Organohalogen compounds other than substances referred to in this Annex (e.g. Y39, Y41, Y42, Y43, Y44)

(a)To facilitate the application of this Convention, and subject to paragraphs (b), (c) and (d), wastes listed in Annex VIII are characterized as hazardous pursuant to Article 1, paragraph 1 (a), of this Convention, and wastes listed in Annex IX are not covered by Article 1, paragraph 1 (a), of this Convention.

(b)Designation of a waste on Annex VIII does not preclude, in a particular case, the use of Annex III to demonstrate that a waste is not hazardous pursuant to Article 1, paragraph 1 (a), of this Convention.

(c)Designation of a waste on Annex IX does not preclude, in a particular case, characterization of such a waste as hazardous pursuant to Article 1, paragraph 1 (a), of this Convention if it contains Annex I material to an extent causing it to exhibit an Annex III characteristic.

(d)Annexes VIII and IX do not affect the application of Article 1, paragraph 1 (a), of this Convention for the purpose of characterization of wastes.

3.2 Categories of Wastes Requiring Special Consideration

Table 3-3: Categories of Wastes Requiring Special Consideration

Y46	Wastes collected from households
Y47	Residues arising from the incineration of household wastes

4.0 Section C: Data on Generation, Treatment and Shipment of Hazardous Waste in the EU Member States (Basel Convention)

Section C contains the following subsections:

- 4.1 Generation of Waste
- 4.2 Shipment of Waste out of EU Member States
- 4.3 Shipment of Waste into EU Member State
- 4.4 Import and Export of Waste
- 4.5 Differences between Reported Amounts of “Import” and “Export”

Data is presented per country and where useful in country aggregates.³ The following country aggregates have been chosen:

EU-15: The member countries in the EU prior to the accession of ten candidate countries on 1 May 2004: Austria, Belgium, Denmark, France, Germany, Greece, Ireland, Italy, Luxembourg, Netherlands, Portugal, Spain, Sweden and UK.

EU-13: The rest of the member countries that joined the EU post-2004: Czech Republic, Estonia, Hungary, Latvia, Lithuania, Poland, Slovak Republic, Slovenia, Bulgaria, Romania, Croatia, Cyprus and Malta.

EU-27: The member countries of the EU after United Kingdom left the EU.

EU-27+UK: The member countries of the EU and the United Kingdom.

In some tables, data is unavailable for certain Member States. These instances are clearly denoted with a ‘.’. Therefore, in these instances, any aggregate values are not comprehensive, as they are missing data for at least one Member State.

4.1 Generation of Waste

Table 4-1: Total Generation of Hazardous Waste in Member States, 2016 & 2018, in 1000 tonnes⁴

Member State	2016	2018
Austria	1,261	1,314
Belgium	3,813	3,490
Bulgaria	13,328	13,432
Croatia	174	174
Cyprus	159	224
Czech Republic	1,089	1,690
Denmark	2,011	2,092

³ Note that the waste shipment data reported by Ireland to Eurostat for 2019 appears to be incomplete, as the numbers of shipments are much lower than for previous years.

⁴ [Eurostat: Generation of waste by waste category, hazardousness and NACE Rev. 2 activity](#)

Member State	2016	2018
Estonia	9,682	10,880
Finland	2,388	1,899
France	11,010	12,098
Germany	23,039	24,194
Greece	504	623
Hungary	457	543
Ireland	534	631
Italy	9,707	10,138
Latvia	66	77
Lithuania	176	193
Luxembourg	357	431
Malta	134	30
Netherlands	5,134	5,159
Poland	1,917	3,805
Portugal	835	1,115
Romania	625	737
Slovakia	496	450
Slovenia	124	129
Spain	3,184	3,224
Sweden	2,379	2,882
United Kingdom	6,087	6,195
Total EU-13	28,428	32,365
Total EU-15	72,243	75,484
Total EU-27	94,583	101,655
Total EU-27 + UK	100,670	107,850

Table 4-2: Total Generation of Hazardous Waste Per Capita in Member States, 2016 & 2018, in kg per capita (includes estimated values)⁵

Member State	2016	2018
Austria	144	149
Belgium	336	305
Bulgaria	1,870	1,912
Croatia	42	43
Cyprus	187	258
Czech Republic	103	159
Denmark	351	361
Estonia	7,358	8,230
Finland	435	344
France	165	180

⁵ [Eurostat: Generation of waste by waste category, hazardousness and NACE Rev. 2 activity](#)

Member State	2016	2018
Germany	280	292
Greece	47	58
Hungary	47	56
Ireland	112	130
Italy	160	168
Latvia	34	40
Lithuania	61	69
Luxembourg	613	708
Malta	294	63
Netherlands	301	299
Poland	50	100
Portugal	81	108
Romania	32	38
Slovakia	91	83
Slovenia	60	62
Spain	68	69
Sweden	240	283
United Kingdom	93	93
Total EU-27	213	228
Total EU-27 + UK	197	210

Table 4-3: Total Generation of Other Notified Waste Per Capita in EU Member States, 2016 & 2018⁶ in kg per capita ⁷

Member State	2016	2018
Austria	6,863	7,279
Belgium	5,237	5,612
Bulgaria	15,037	16,558
Croatia	1,245	1,312
Cyprus	2,710	2,388
Czech Republic	2,299	3,401
Denmark	3,312	3,340
Estonia	11,093	9,308
Finland	21,924	22,908
France	4,671	4,936
Germany	4,578	4,600
Greece	6,666	4,190
Hungary	1,577	1,824
Ireland	3,095	2,744
Italy	2,542	2,687

⁶ Data based on these two years due to availability of waste generation data.

⁷ [Eurostat: Generation of waste by waste category, hazardousness and NACE Rev. 2 activity](#)

Latvia	941	880
Lithuania	2,266	2,459
Luxembourg	16,604	14,119
Malta	3,992	5,111
Netherlands	7,979	8,129
Poland	4,743	4,512
Portugal	1,347	1,437
Romania	8,981	10,387
Slovakia	1,862	2,194
Slovenia	2,601	3,902
Spain	2,706	2,876
Sweden	14,033	13,345
United Kingdom	4,133	4,153
EU-27	4,866	5,011
EU-27 + UK	4,774	4,902

Table 4-4: Total Generation of All Notified Waste Per Capita in Member States, 2016 & 2018,⁸ in kg per capita⁹

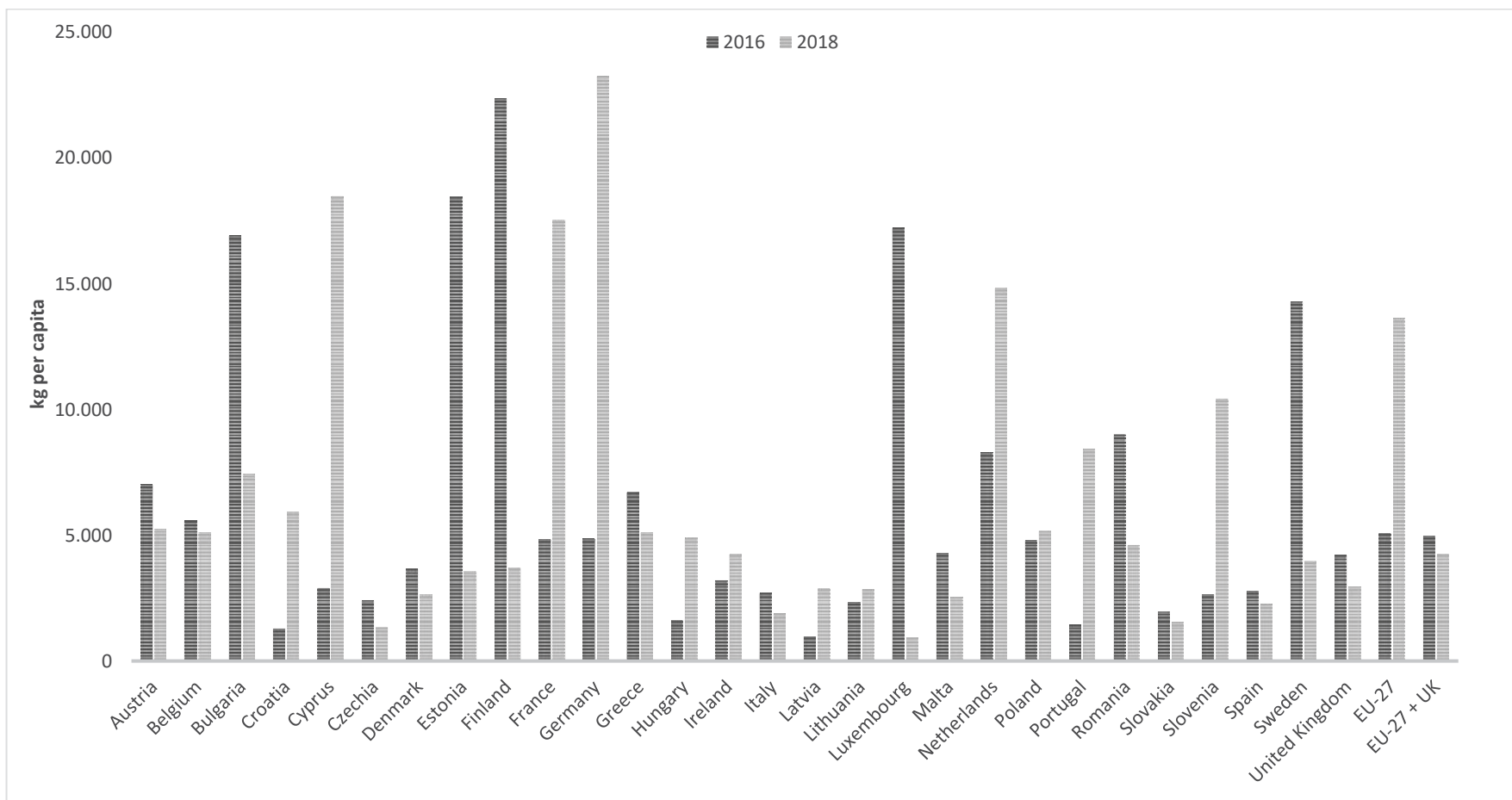
Member State	2016	2018
Austria	7,008	7,428
Belgium	5,573	5,917
Bulgaria	16,907	18,470
Croatia	1,286	1,355
Cyprus	2,897	2,646
Czech Republic	2,402	3,560
Denmark	3,663	3,702
Estonia	18,451	17,539
Finland	22,359	23,253
France	4,836	5,116
Germany	4,858	4,891
Greece	6,712	4,248
Hungary	1,624	1,879
Ireland	3,207	2,874
Italy	2,702	2,855
Latvia	975	920
Lithuania	2,327	2,527
Luxembourg	17,217	14,828
Malta	4,287	5,173
Netherlands	8,281	8,429
Poland	4,793	4,612

⁸ Data based on these two years due to availability of waste generation data.

⁹ [Eurostat: Generation of waste by waste category, hazardousness and NACE Rev. 2 activity](#)

Portugal	1,427	1,546
Romania	9,012	10,425
Slovakia	1,953	2,277
Slovenia	2,661	3,964
Spain	2,774	2,945
Sweden	14,272	13,628
United Kingdom	4,226	4,246
EU-27	5,078	5,239
EU-27 + UK	4,965	5,106

Figure 4-1: Total Generation of All Notified Waste Per Capita in EU Member States, 2016 & 2018, in kg per capita



4.2 Shipment of Waste out of EU Member States

Table 4-5: Export of Hazardous Waste, 2001-2019, in 1000 tonnes

Member State	2001	2003	2005	2007	2008	2009	2010	2011	2012	2013	2014	2015	2016	2017	2018	2019
Austria	106	150	191	285	199	173	295	300	270	320	278	262	273	281	228	249
Belgium	721	792	829	1,007	861	673	689	836	631	679	637	686	707	712	666	609
Bulgaria	:	:	:	0	1	0	9	5	6	3	5	11	12	7	9	9
Croatia	:	:	:	:	:	:	:	:	21	19	22	20	19	21	23	22
Cyprus	3	2	3	4	2	2	5	8	5	4	4	5	6	5	5	6
Czech Republic	4	2	2	4	6	7	15	11	18	31	34	37	32	29	25	20
Denmark	177	136	86	117	166	176	102	64	274	222	150	300	272	259	291	306
Estonia	3	1	0	3	1	5	1	2	3	10	13	13	12	1	13	9
Finland	39	60	68	74	114	107	120	92	95	106	117	123	105	124	121	109
France	149	710	552	942	797	971	1,400	1,223	985	1,526	1,143	926	722	1,644	1,903	2,490
Germany	270	186	229	249	249	164	309	317	334	496	620	546	783	980	951	874
Greece	1	3	3	9	25	23	39	44	22	49	180	44	82	140	193	194
Hungary	18	31	76	72	77	69	49	29	19	26	29	30	31	27	35	34
Ireland	282	389	257	323	576	191	199	211	193	246	232	256	275	272	283	8
Italy	183	243	818	1,243	1,237	1,405	1,459	1,354	977	852	825	824	842	937	1,032	1,105
Latvia	17	16	1	7	2	11	17	14	12	14	18	21	8	8	8	9
Lithuania	:	84	2	4	6	17	18	24	21	24	21	29	27	28	27	30
Luxembourg	89	86	46	73	44	114	89	81	89	92	85	268	374	423	429	443
Malta	5	:	1	2	2	2	18	17	14	11	19	17	110	16	20	10
Netherlands	1,627	1,177	3,221	3,121	3,031	2,743	738	813	788	777	778	875	812	1,027	2,142*	2,352*
Poland	18	37	10	66	13	26	20	14	14	13	24	36	46	43	58	54
Portugal	63	92	108	8	6	61	54	63	17	70	55	53	49	49	47	57
Romania	:	:	:	37	2	23	4	2	7	14	25	27	24	31	21	21
Slovakia	0	2	3	2	3	3	4	4	5	7	12	11	13	13	14	17
Slovenia	8	15	22	70	103	58	35	45	47	47	57	61	59	67	66	0
Spain	61	49	44	60	52	54	52	104	59	74	43	78	55	58	68	80
Sweden	105	119	95	176	256	184	310	284	250	180	324	307	345	369	326	369

United Kingdom	36	60	120	149	172	164	222	192	174	707	276	231	383	352	328	295
EU-13	75	192	120	271	219	223	196	176	193	222	283	319	399	297	323	241
EU-15	3,910	4,254	6,667	7,835	7,785	7,204	6,076	5,979	5,158	6,397	5,743	5,779	6,080	7,627	9,007	9,540
EU-27	3,950	4,385	6,667	7,957	7,832	7,263	6,050	5,963	5,177	5,911	5,750	5,867	6,096	7,571	9,003	9,485
EU-27 + UK	3,986	4,446	6,786	8,106	8,004	7,427	6,272	6,155	5,351	6,619	6,026	6,098	6,479	7,923	9,330	9,781

“:” = not available

*Data has not been validated due to late submission.

Table 4-6: Export of Hazardous Waste, 2001-2019, in kg per capita

Member State	2001	2003	2005	2007	2009	2010	2011	2012	2013	2014	2015	2016	2017	2018	2019
Austria	13.2	18.6	23.3	34.4	20.7	35.2	35.7	32.1	37.8	32.7	30.6	31.4	32.0	25.8	28.1
Belgium	70.3	76.5	79.4	95.1	62.5	63.5	76.0	56.9	60.9	56.8	61.1	62.5	62.7	58.5	53.1
Bulgaria	:	:	:	0.0	0.1	1.2	0.7	0.8	0.4	0.7	1.6	1.7	1.0	1.3	1.4
Croatia	:	:	:	:	:	:	:	4.9	4.5	5.1	4.7	4.5	5.2	5.6	5.4
Cyprus	3.6	3.3	3.8	5.2	2.8	5.8	9.4	6.3	4.3	4.7	6.1	6.6	6.3	5.8	7.0
Czech Republic	0.4	0.2	0.1	0.3	0.7	1.4	1.1	1.7	3.0	3.2	3.5	3.0	2.8	2.3	1.8
Denmark	33.1	25.3	15.8	21.5	32.0	18.4	11.6	49.1	39.6	26.6	53.1	47.7	45.0	50.3	52.7
Estonia	2.4	1.0	0.2	2.0	3.5	0.7	1.2	2.6	7.2	10.0	10.2	9.1	1.0	9.7	6.9
Finland	7.5	11.5	13.1	14.1	20.1	22.3	17.1	17.6	19.6	21.5	22.6	19.1	22.5	21.9	19.8
France	2.4	11.5	8.8	14.8	15.1	21.6	18.8	15.1	23.3	17.4	13.9	10.8	24.6	28.6	31.2
Germany	3.3	2.3	2.8	3.0	2.0	3.8	3.9	4.1	6.0	7.7	6.7	9.5	11.9	11.5	10.5
Greece	0.1	0.3	0.3	0.8	2.1	3.4	3.9	2.0	4.4	16.5	4.0	7.6	13.0	18.0	18.1
Hungary	1.8	3.1	7.5	7.2	6.9	4.9	2.9	1.9	2.6	2.9	3.1	3.2	2.7	3.6	3.4
Ireland	73.6	98.0	62.5	74.8	42.9	44.6	46.2	42.2	53.6	50.4	55.4	58.3	56.9	58.5	58.4
Italy	3.2	4.2	14.0	21.0	23.4	24.2	22.3	16.4	14.3	13.6	13.6	13.9	15.5	17.1	18.3
Latvia	7.0	6.9	0.3	3.1	4.8	7.7	7.0	5.8	6.9	9.1	10.8	4.2	4.0	4.1	4.6
Lithuania	:	24.4	0.7	1.2	5.2	5.3	7.8	7.1	7.9	7.2	9.9	9.5	9.9	9.7	10.9
Luxembourg	203.0	191.5	99.2	152.6	231.1	176.7	157.7	168.9	172.0	154.2	475.2	648.6	702.9	737.5	724.1

Member State	2001	2003	2005	2007	2009	2010	2011	2012	2013	2014	2015	2016	2017	2018	2019
Malta	11.5	:	3.1	4.4	4.5	43.0	40.3	34.3	25.3	45.7	39.9	253.2	34.5	41.1	19.9
Netherlands	101.8	72.7	197.5	190.8	166.4	44.5	48.8	47.1	46.3	46.2	51.8	47.8	60.1	124.3*	135.6*
Poland	0.5	1.0	0.3	1.7	0.7	0.5	0.4	0.4	0.3	0.6	0.9	1.2	1.1	1.5	1.4
Portugal	6.2	8.9	10.2	0.7	5.8	5.1	5.9	1.6	6.7	5.3	5.1	4.7	4.7	4.6	5.5
Romania	:	:	:	1.7	1.1	0.2	0.1	0.3	0.7	1.3	1.4	1.2	1.6	1.1	1.1
Slovakia	0.1	0.4	0.5	0.4	0.6	0.8	0.8	0.9	1.3	2.2	2.1	2.5	2.4	2.6	3.1
Slovenia	4.0	7.4	11.0	34.7	28.3	17.1	22.2	22.7	22.6	27.7	29.6	28.8	32.2	31.9	35.5
Spain	1.5	1.2	1.0	1.4	1.2	1.1	2.3	1.3	1.6	0.9	1.7	1.2	1.3	1.5	1.7
Sweden	11.9	13.3	10.5	19.3	19.9	33.2	30.2	26.3	18.8	33.6	31.4	35.1	36.9	32.2	36.1
United Kingdom	0.6	1.0	2.0	2.5	2.7	3.6	3.1	2.7	11.1	4.3	3.6	5.9	5.3	4.9	4.4
EU-13	1	3	2	3	2	2	2	2	2	2	3.8	2.8	3.1	2.3	3.8
EU-15	10	11	17	20	20	18	15	15	13	16	15.0	18.7	16.8	22.0	23.3
EU-27	9.3	10.2	15.4	18.3	16.5	13.7	13.5	11.8	13.4	13.0	13.2	13.7	17.0	17.6	18.5
EU-27 + UK	8	9	14	16	16	15	12	12	11	13	11.9	14.8	13.4	14.2	12.3

“:” = not available

*Data has not been validated due to late submission.

Figure 4-2: Export of Hazardous Waste, 2016-2019, in kg per capita

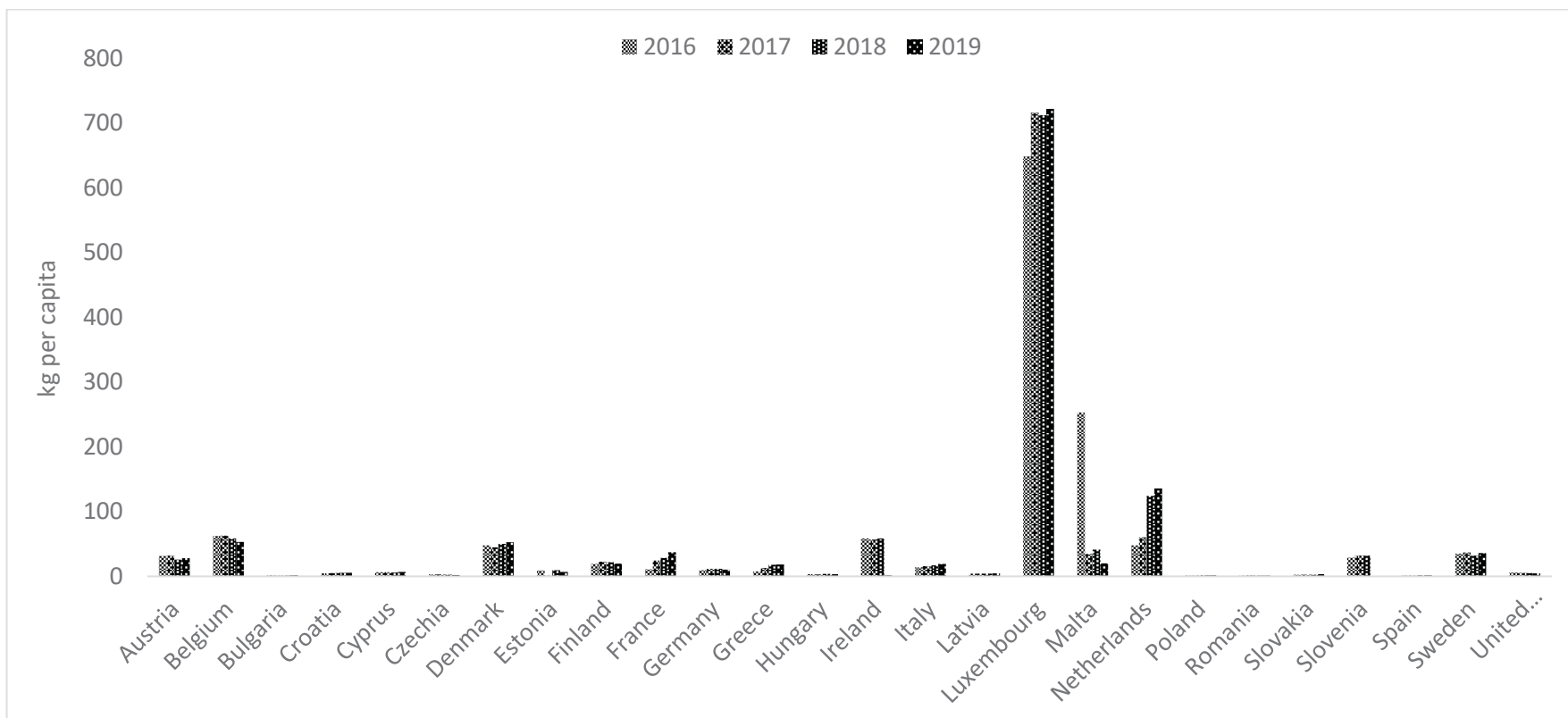


Table 4-7: Annual Export of Hazardous Waste in Relation to Generation in 2018¹⁰, in 1000 tonnes

Member State	Export	Treated in country	Generation
Austria	248.52	1,065	1,314
Belgium	608.64	2,881	3,490
Bulgaria	9.47	13,423	13,432
Croatia	22.00	152	174
Cyprus	6.16	218	224
Czech Republic	19.58	1,670	1,690
Denmark	305.74	1,786	2,092
Estonia	9.14	10,871	10,880
Finland	109.16	1,790	1,899
France	2,489.62	9,608	12,098
Germany	874.16	23,320	24,194
Greece	194.23	429	623
Hungary	33.55	509	543
Ireland	7.82	623	631
Italy	1,105.16	9,033	10,138
Latvia	8.75	68	77
Lithuania	0.00	163	193
Luxembourg	30.45	-12	431
Malta	443.31	20	30
Netherlands	9.82	5,159	5,159
Poland	0.00	3,751	3,805
Portugal	489.74	1,058	1,115
Romania	54.26	716	737
Slovakia	56.68	433	450
Slovenia	20.53	129	129
Spain	16.82	3,144	3,224
Sweden	0.00	2,513	2,882
United Kingdom	80.11	5,900	6,195

¹⁰ Information is presented for the most recent year available for waste generation (2018)

Figure 4-3: Export of Hazardous Waste out of Each Member State in Relation to Generation in 2018, in % distribution

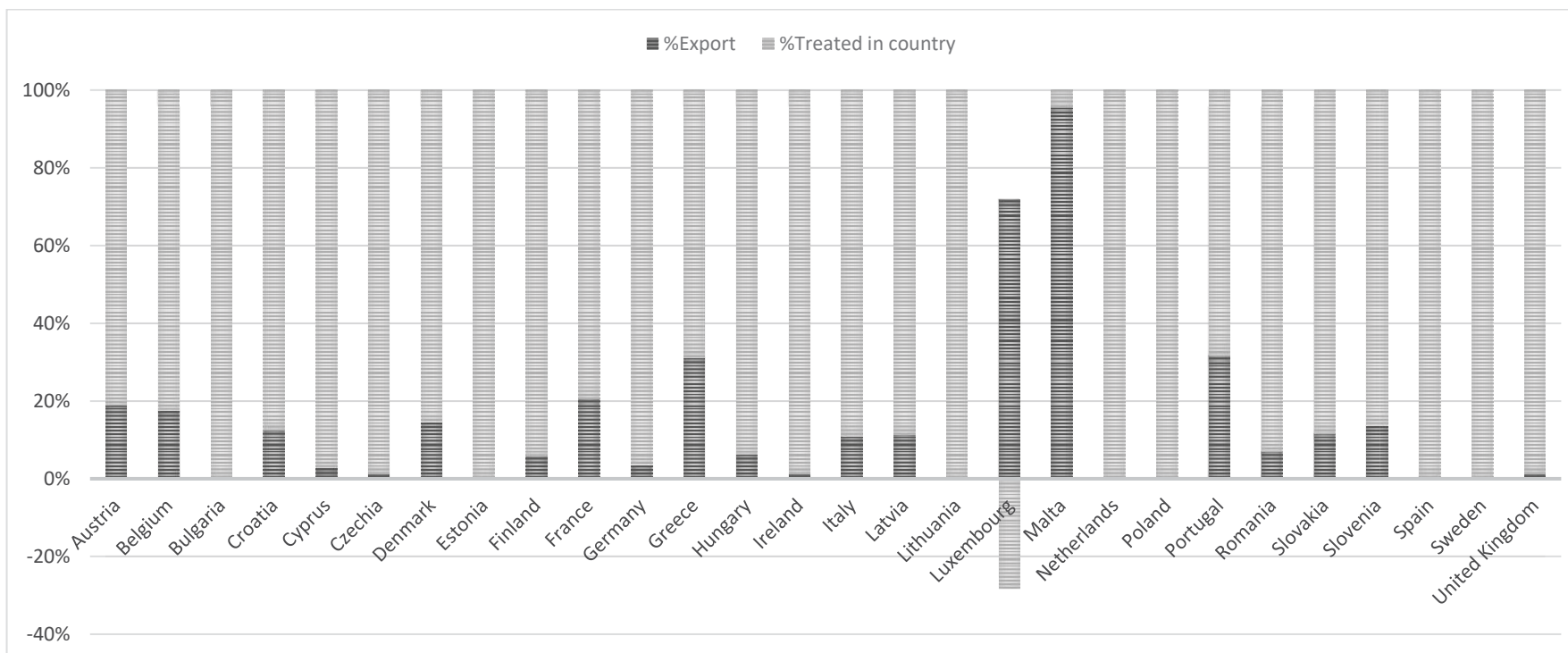


Table 4-8: Export of All Notified Waste, 2001-2019, in 1000 tonnes

Member State	2001	2003	2005	2007	2009	2010	2011	2012	2013	2014	2015	2016	2017	2018	2019
Austria	136	209	394	476	2,162	978	836	734	811	795	821	941	921	872	974
Belgium	806	869	955	1,141	858	904	1,555	1,766	1,618	2,019	1,825	2,503	3,931	3,952	2,466
Bulgaria	:	:	:	0	0	10	5	6	3	17	11	12	7	9	10
Croatia	:	:	:	:	:	:	:	21	19	24	44	78	81	96	106
Cyprus	2	2	3	4	30	41	182	181	4	4	5	6	5	5	6
Czech Republic	4	2	2	4	12	15	19	20	32	34	37	32	29	25	21
Denmark	344	385	386	293	255	227	151	484	516	523	529	483	670	542	649
Estonia	3	1	0	3	5	1	2	3	10	13	13	12	12	13	9
Finland	43	63	72	78	111	131	930	120	150	193	231	252	289	307	301
France	207	740	582	1,101	1,178	1,586	1,502	1,517	1,649	2,103	1,793	1,258	1,909	2,180	2,795
Germany	1,540	907	1,103	1,827	1,201	1,514	1,950	1,809	1,990	2,613	3,046	2,883	3,608	4,034	4,176
Greece	1	3	3	9	72	76	64	22	62	192	60	100	152	193	194
Hungary	18	31	76	72	69	49	29	19	31	44	49	46	56	68	52
Ireland	287	421	534	331	242	282	364	361	666	924	899	876	921	1043	40
Italy	364	430	1,035	1,471	1,713	1,783	1,715	1,416	1,213	1,185	1,231	1,316	1,434	1,750	2,224
Latvia	17	16	1	7	11	17	14	12	14	18	21	8	8	8	9
Lithuania	:	84	2	4	17	18	53	73	39	27	29	27	28	27	30
Luxembourg	89	86	46	84	172	141	123	123	129	118	305	2,005	1,486	1,591	1,997
Malta	5	:	1	2	2	18	19	16	11	21	18	111	30	29	59
Netherlands	2,135	3,848	3,221	3,172	2,920	3,074	2,879	2,699	2,477	2,740	2,787	2,685	2,970	2,756*	2,945*
Poland	18	155	13	66	26	20	14	14	14	24	93	83	72	77	79
Portugal	63	92	108	8	61	54	63	17	71	57	56	53	57	58	69
Romania	:	:	:	37	23	4	2	7	14	25	27	24	31	29	21
Slovakia	0	2	5	5	5	12	219	157	52	73	33	26	16	17	19
Slovenia	8	15	22	70	77	104	115	178	192	228	238	247	319	389	:
Spain	61	49	44	60	70	70	116	67	83	54	83	80	65	87	101
Sweden	120	153	107	312	289	472	408	330	311	382	358	413	422	385	419

Member State	2001	2003	2005	2007	2009	2010	2011	2012	2013	2014	2015	2016	2017	2018	2019
United Kingdom	36	61	197	167	267	617	1,218	1,835	3,260	4,195	4,617	5,050	4,728	4,778	3,668
EU-27	6,271	8,565	8,715	10,637	11,583	11,602	13,329	13,170	13,769	16,072	14,647	16,559	21,416	19,930	19,178
EU-27 + UK	6,307	8,626	8,912	10,804	11,850	12,219	14,547	15,006	17,029	20,267	19,264	21,610	26,144	24,708	22,847

“:” = Not available

*Data has not been validated due to late submission.

Table 4-9: Export of All Notified Waste, 2001-2019, in kg per capita

Member State	2001	2003	2005	2006	2007	2008	2009	2010	2011	2012	2013	2014	2015	2016	2017	2018	2019
Austria	17	26	48	49	57	105	259	117	99	87	96	93	96	108	105	99	110
Belgium	79	84	91	87	108	92	80	83	141	159	145	180	162	221	346	347	218
Bulgaria	:	:	:	:	0	0	0	1	1	1	0	2	2	2	1	1	1
Croatia	:	:	:	:	:	:	:	:	:	5	5	6	10	19	19	23	26
Cyprus*	4	3	4	4	5	33	38	51	217	210	5	5	6	7	6	6	7
Czech Republic	0	0	0	0	0	1	1	1	2	2	3	3	4	3	3	2	2
Denmark	64	72	71	55	54	61	46	41	27	87	92	93	94	85	117	94	112
Estonia	2	1	0	0	2	1	3	1	1	3	7	10	10	9	9	10	7
Finland	8	12	14	16	15	22	21	25	173	22	28	35	42	46	53	56	55
France	3	12	9	11	17	15	18	25	23	23	25	32	27	19	29	33	42
Germany	19	11	13	24	22	19	15	19	24	22	24	32	38	35	44	49	50
Greece	0	0	0	0	1	3	6	7	6	2	6	18	5	9	14	18	18
Hungary	2	3	8	9	7	8	7	5	3	2	3	4	5	5	6	7	5
Ireland	75	106	130	81	77	164	54	63	80	79	145	201	194	185	193	216	8
Italy	6	7	18	20	25	28	29	30	28	24	20	20	20	22	24	29	38
Latvia	7	7	0	3	3	1	5	8	7	6	7	9	11	4	4	4	5
Lithuania	:	24	1	1	1	2	5	5	17	24	13	9	10	10	10	10	11
Luxembourg	203	191	99	112	176	169	348	281	239	233	241	215	541	3,479	2,516	2,643	3,253
Malta	11	:	3	3	4	5	4	43	46	38	27	49	42	255	66	62	119

Member State	2001	2003	2005	2006	2007	2008	2009	2010	2011	2012	2013	2014	2015	2016	2017	2018	2019
Netherlands	134	238	198	198	194	192	177	185	173	161	148	163	165	158	174	160*	170*
Poland	0	4	0	2	2	0	1	1	0	0	0	1	2	2	2	2	2
Portugal	6	9	10	11	1	1	6	5	6	2	7	5	5	5	6	6	7
Romania	:	:	:	0	2	0	1	0	0	0	1	1	1	1	2	1	1
Slovakia	0	0	1	1	1	1	1	2	41	29	10	14	6	5	3	3	4
Slovenia	4	7	11	20	35	51	38	51	56	87	93	111	115	120	154	188	:
Spain	2	1	1	1	1	2	2	2	3	1	2	1	2	2	1	2	2
Sweden	13	17	12	34	34	39	31	51	43	35	33	40	37	42	42	38	41
United Kingdom	1	1	3	2	3	3	4	10	19	29	51	65	71	77	72	72	55

*Cyprus: significant changes from 2011/2012 to 2016 refer to green listed waste from Cyprus to OECD countries that do not need prior notification procedure, which were reported in 2011 and 2012 and not reported after 2016.

“:” = not available

*Data has not been validated due to late submission.

Figure 4-4: Export of All Notified Waste, 2016-2019, in kg per capita

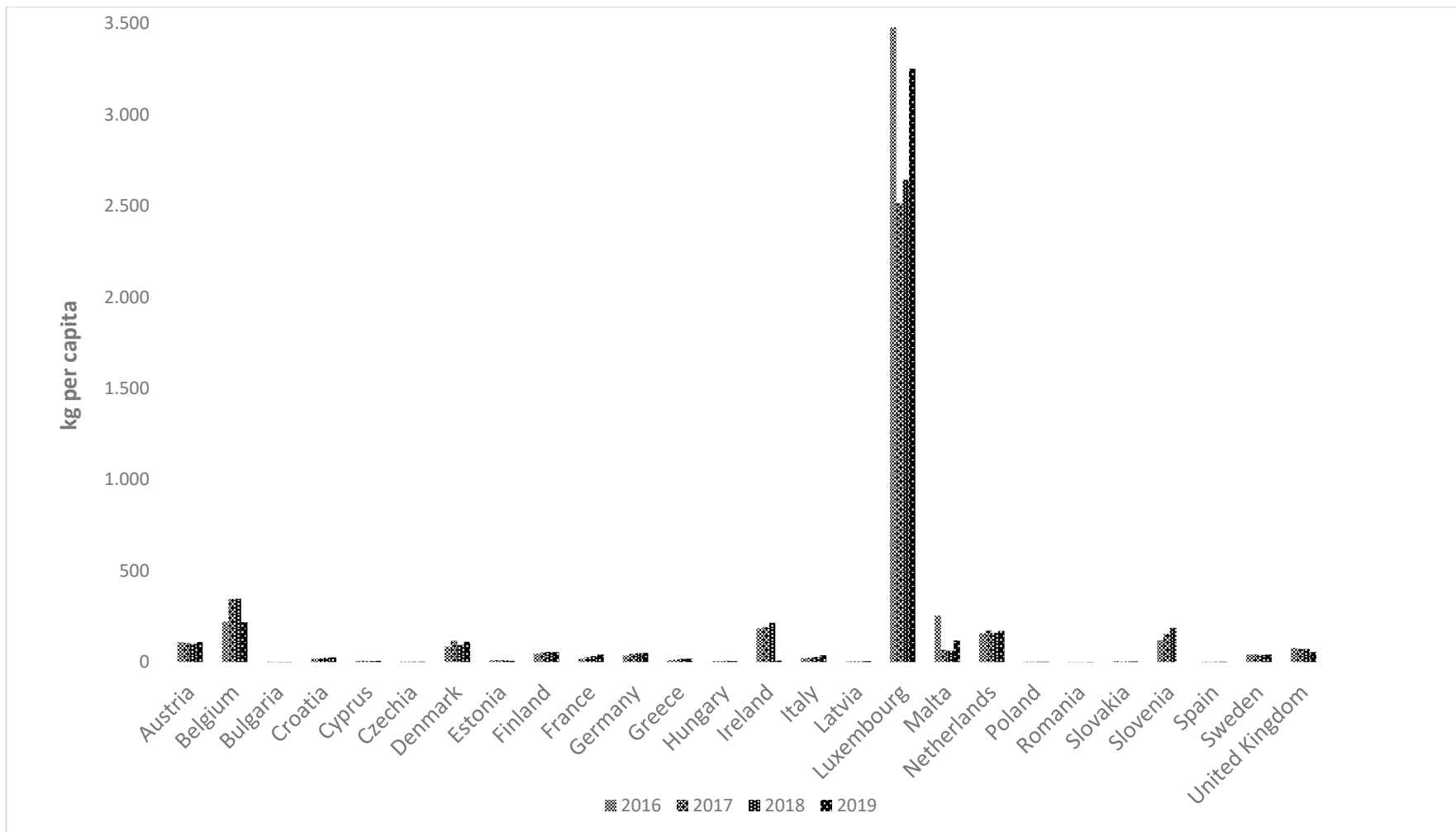


Table 4-10: Distribution of All Reported Export Waste by Type in 2019, in 1000 tonnes

Member State	Hazardous	Non-hazardous	Unclassified as either hazardous or non-hazardous	Total
Austria	248.52	725.56	0.00	974.07
Belgium	608.64	1,857.59	0.00	2,466.24
Bulgaria	9.47	0.05	0.00	9.52
Croatia	22.00	83.82	0.00	105.82
Cyprus	6.16	0.00	0.00	6.16
Czech Republic	19.58	1.09	0.00	20.66
Denmark	305.74	343.31	0.00	649.05
Estonia	9.14	0.00	0.00	9.14
Finland	109.16	192.24	0.00	301.40
France	2,489.62	305.72	0.00	2,795.34
Germany	874.16	3,301.67	0.00	4,175.83
Greece	194.23	0.00	0.00	194.23
Hungary	33.55	18.15	0.00	51.70
Ireland	7.82	32.36	0.00	40.18
Italy	1,105.16	1,118.58	0.00	2,223.75
Latvia	8.75	0.51	0.00	9.26
Lithuania	30.45	0.04	0.00	30.49
Luxembourg	443.31	1,553.78	0.00	1,997.09
Malta	9.82	48.80	0.00	58.62
Netherlands	0.00	0.00	:	0.00
Poland	54.26	24.57	0.00	78.83
Portugal	56.68	12.45	0.00	69.13
Romania	20.53	0.01	0.00	20.55
Slovakia	16.82	2.44	0.00	19.26
Slovenia	0.00	0.00	0.00	0.00
Spain	80.11	20.96	0.00	101.08
Sweden	369.42	49.53	0.00	418.94
United Kingdom	295.42	3,372.90	0.00	3,668.32
EU-13	240.54	179.47	0.00	420.01
EU-15	7,188.00	12,886.64	0.00	20,074.64
EU-27	7,133.12	9,693.22	0.00	16,826.34
EU-27 + UK	7,428.54	13,066.12	0.00	20,494.66

“:” = not available

Figure 4-5: Distribution of All Reported Export Waste by Type in 2019, in %

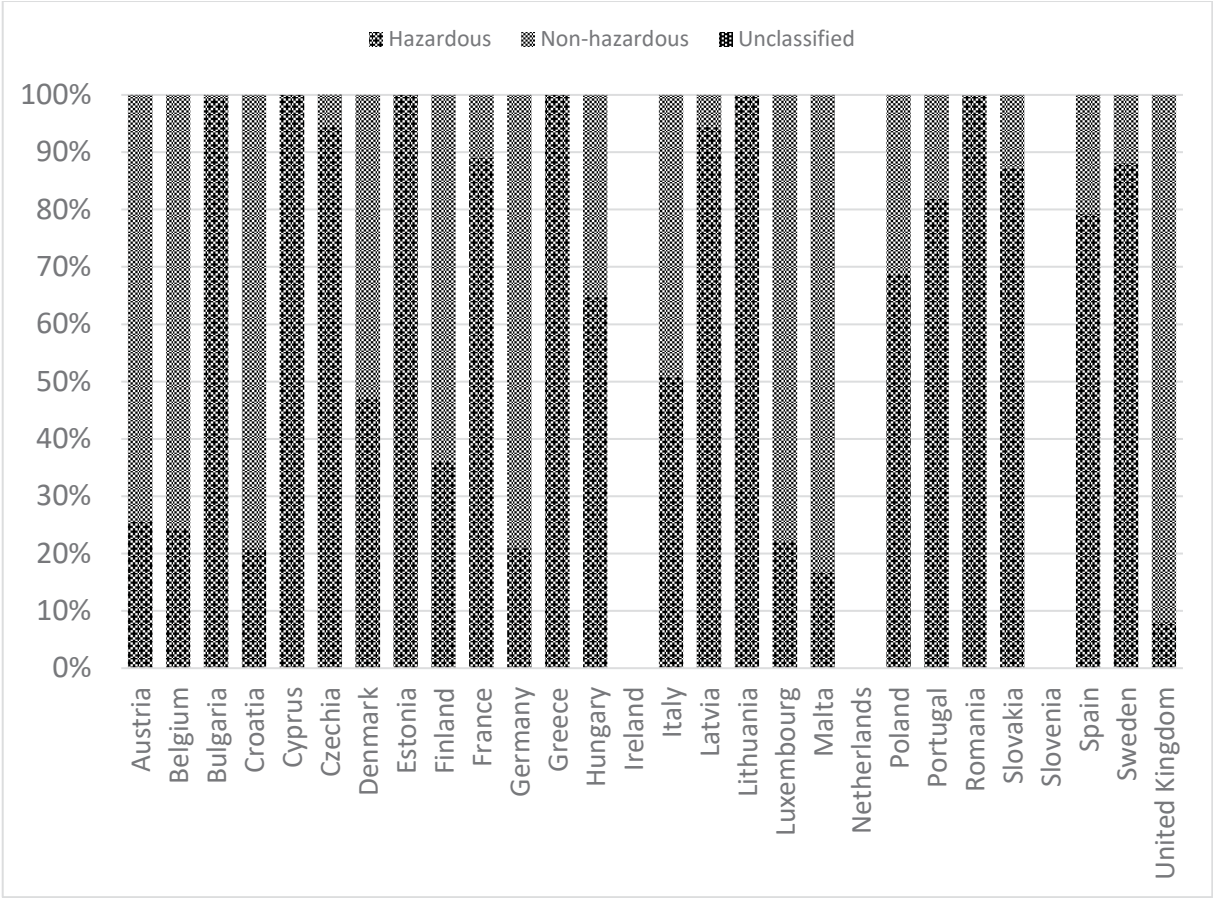


Table 4-11: Distribution of All Reported Export Waste by Type in 2018, in 1000 tonnes

Member State	Hazardous	Non-hazardous	Unclassified as either hazardous or non-hazardous	Total
Austria	227.92	644.28	0.00	872.20
Belgium	666.28	3,285.50	0.00	3,951.78
Bulgaria	8.83	0.00	0.00	8.83
Croatia	23.01	73.02	0.00	96.03
Cyprus	5.05	0.00	0.00	5.05
Czech Republic	24.72	0.51	0.00	25.23
Denmark	290.51	251.69	0.00	542.20
Estonia	12.79	0.00	0.00	12.79
Finland	120.77	185.85	0.00	306.62
France	1,903.25	276.41	0.00	2,179.66
Germany	951.29	3,082.88	0.00	4,034.17
Greece	192.95	0.00	0.00	192.95
Hungary	34.71	33.34	0.00	68.06
Ireland	282.72	760.73	0.00	1,043.44
Italy	1,032.49	717.73	0.00	1,750.22
Latvia	8.01	0.31	0.00	8.32
Lithuania	27.13	0.07	0.00	27.20
Luxembourg	428.86	1,162.41	0.00	1,591.28
Malta	19.54	9.91	0.00	29.44
Netherlands	0.00	0.00	0.00	0.00
Poland	58.08	18.61	0.00	76.69
Portugal	46.84	10.90	0.00	57.74
Romania	21.30	7.70	0.00	29.00
Slovakia	14.33	3.04	0.00	17.38
Slovenia	65.91	323.51	0.00	389.42
Spain	67.77	19.51	0.00	87.28
Sweden	325.77	59.17	0.00	384.94
United Kingdom	327.58	4,450.84	0.00	4,778.42
EU-13	323.41	470.03	0.00	793.44
EU-15	6,865.01	14,907.90	0.00	21,772.91
EU-27	6,860.83	10,927.09	0.00	17,787.92
EU-27 + UK	7,188.42	15,377.93	0.00	22,566.35

Figure 4-6: Distribution of All Reported Export Waste by Type in 2018, in %

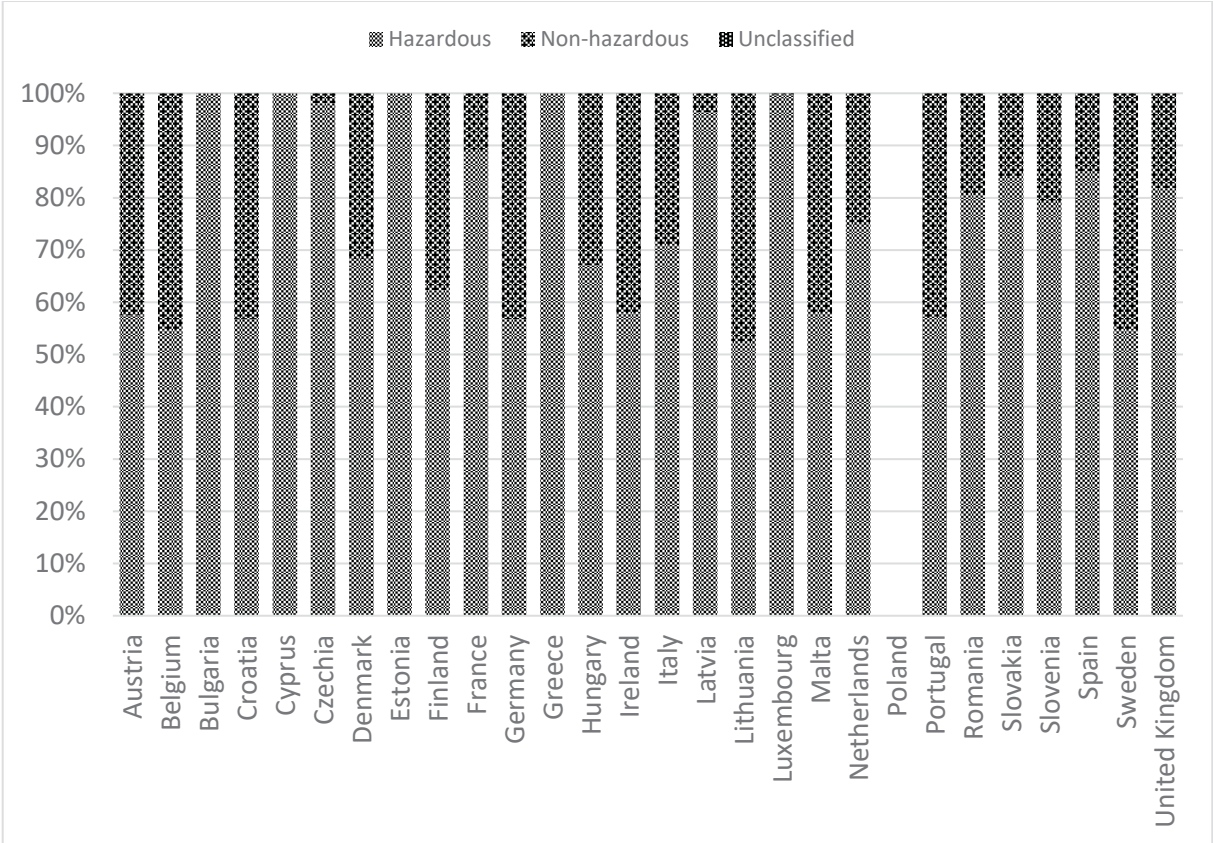


Table 4-12: Distribution of All Reported Export Waste by Type in 2017, in 1000 tonnes

Member State	Hazardous	Non-hazardous	Unclassified as either hazardous or non-hazardous	Total
Austria	280.93	639.77	0.00	920.70
Belgium	711.70	3,219.63	0.00	3,931.32
Bulgaria	7.20	0.10	0.00	7.31
Croatia	21.42	59.57	0.00	80.98
Cyprus	5.36	0.00	0.00	5.36
Czech Republic	29.28	0.00	0.00	29.28
Denmark	258.68	411.24	0.00	669.91
Estonia	1.27	11.07	0.00	12.33
Finland	123.89	165.47	0.00	289.36
France	1,644.05	264.85	0.00	1,908.90
Germany	980.23	2,617.61	9.99	3,607.83
Greece	139.90	12.41	0.00	152.31
Hungary	26.65	29.27	0.00	55.92
Ireland	272.00	649.24	0.00	921.24
Italy	936.80	495.92	0.91	1,433.63
Latvia	7.84	0.15	0.00	7.99
Lithuania	28.30	0.05	0.00	28.35
Luxembourg	423.12	1,062.94	0.00	1,486.07
Malta	15.86	14.32	0.00	30.19
Netherlands	1,027.32	1,942.41	0.00	2,969.73
Poland	42.71	29.73	0.00	72.45
Portugal	48.51	8.81	0.00	57.33
Romania	31.18	0.00	0.00	31.18
Slovakia	12.95	3.53	0.00	16.48
Slovenia	66.51	252.64	0.00	319.16
Spain	58.44	6.14	0.14	64.71
Sweden	369.14	52.45	0.00	421.58
United Kingdom	352.14	4,375.84	0.00	4,727.98
EU-13	296.54	400.44	0.00	696.98
EU-15	7,626.86	15,924.72	11.03	23,562.61
EU-27	7,571.25	11,949.33	11.03	19,531.61
EU-27 + UK	7,923.39	16,325.16	11.03	24,259.59

Figure 4-7: Distribution of All Reported Export Waste by Type in 2017, in %

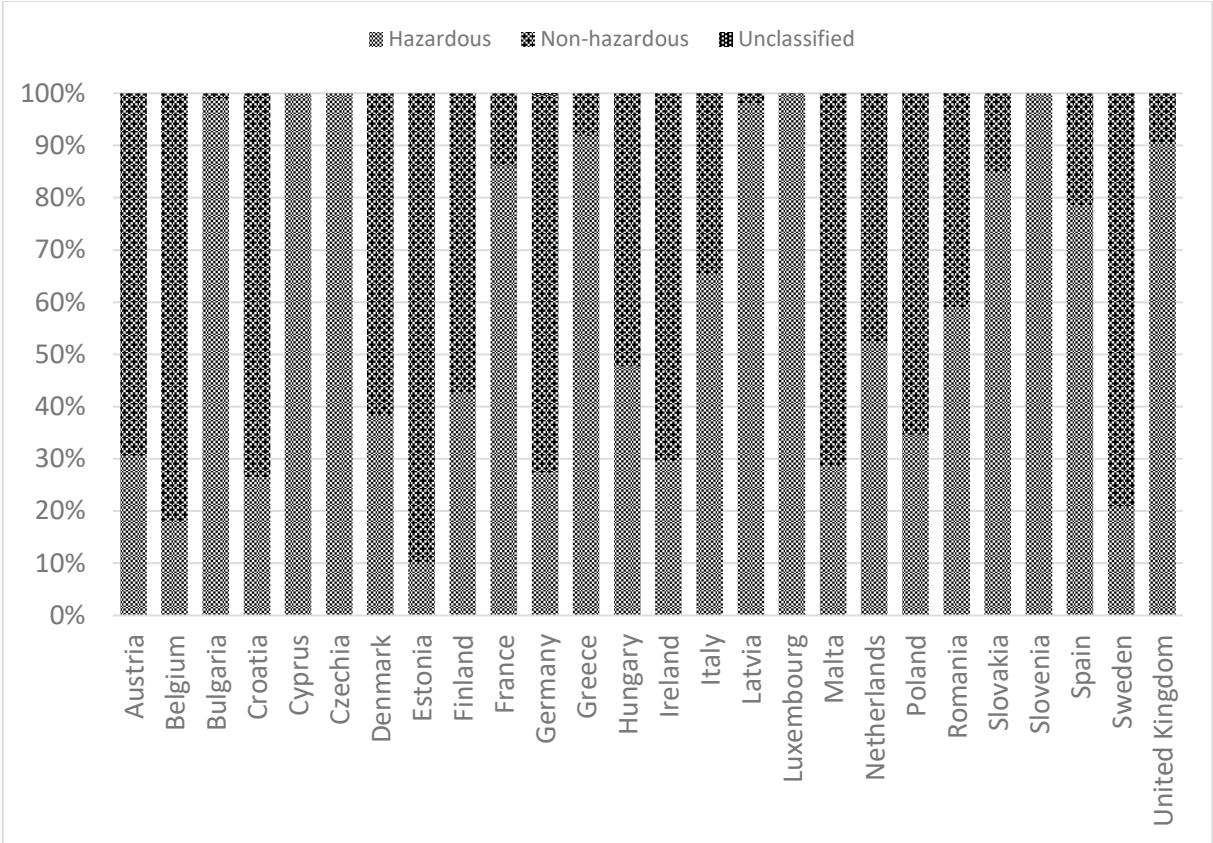


Table 4-13: Distribution of All Reported Export Waste by Type in 2016, in 1000 tonnes

Member State	Hazardous	Non-hazardous	Unclassified as either hazardous or non-hazardous	Total
Austria	272.81	668.00	0.00	940.81
Belgium	707.18	1,795.55	0.00	2,502.73
Bulgaria	12.16	0.00	0.00	12.16
Croatia	18.80	59.01	0.00	77.80
Cyprus	5.61	0.12	0.00	5.73
Czech Republic	31.67	0.54	0.00	32.22
Denmark	272.37	210.47	0.00	482.84
Estonia	11.96	0.00	0.00	11.96
Finland	105.00	146.75	0.00	251.75
France	722.36	535.41	0.00	1,257.77
Germany	783.18	2,099.65	0.00	2,882.83
Greece	81.57	18.30	0.00	99.86
Hungary	31.34	14.80	0.00	46.14
Ireland	275.48	600.95	0.00	876.42
Italy	842.15	474.23	0.05	1,316.43
Latvia	8.25	0.00	0.00	8.25
Lithuania	27.43	0.06	0.00	27.49
Luxembourg	373.73	1,631.00	0.00	2,004.73
Malta	110.01	0.81	0.00	110.81
Netherlands	812.32	1,872.48	0.00	2,684.81
Poland	45.63	37.72	0.00	83.36
Portugal	48.80	4.62	0.00	53.42
Romania	23.52	0.00	0.00	23.52
Slovakia	13.33	12.20	0.00	25.52
Slovenia	59.37	187.42	0.00	246.78
Spain	54.85	24.87	0.00	79.72
Sweden	345.38	67.12	0.00	412.50
United Kingdom	382.84	4,667.42	0.00	5,050.27
EU-13	399.08	312.67	0.00	711.75
EU-15	6,080.03	14,816.83	0.05	20,896.91
EU-27	6,096.26	10,462.08	0.05	16,558.39
EU-27 + UK	6,479.11	15,129.50	0.05	21,608.65

Figure 4-8: Distribution of All Reported Export Waste by Type in 2016, in %

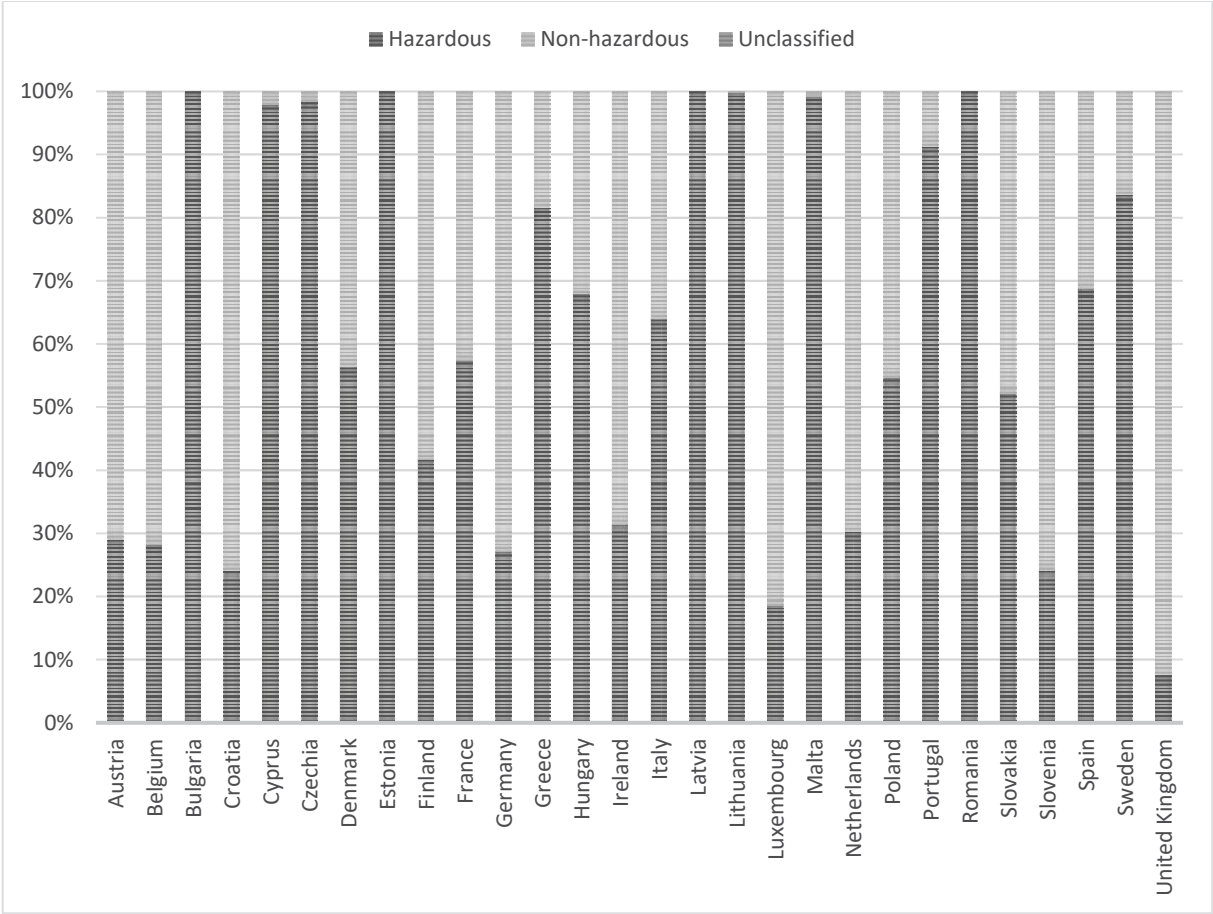


Table 4-14: Distribution of All Reported Export Waste by Type in 2019, in tonnes

Member State	Y1-Y18	Y19-Y45	Y46-Y47	EU Hazardous Waste	LoW Non-Hazardous Waste	Not Classified	Hazardous Specified by Country	Non-hazardous, Specified by Country	Total
Austria	101,245	133,998	99,553	4,010	635,266	0	0	0	974,073
Belgium	206,824	249,738	166,019	152,080	1,691,574	0	0	0	2,466,235
Bulgaria	4,529	1,328	0	3,614	53	0	0	0	9,525
Croatia	5,559	3,738	0	11,188	83,821	1,514	1,514	0	107,334
Cyprus	7	4,762	0	1,387	0	5	5	0	6,167
Czech Republic	4,071	3,479	1,072	9,624	13	2,403	2,403	0	23,065
Denmark	211,862	30,863	136,499	27,384	156,651	85,791	35,262	50,528	734,839
Estonia	270	876	0	7,994	0	0	0	0	9,140
Finland	33,492	67,386	0	8,080	176,452	15,991	202	15,789	317,391
France	352,609	90,718	160,388	664,606	1,315,357	211,657	211,657	0	3,006,992
Germany	504,409	185,104	743,161	184,649	2,558,510	0	0	0	4,175,833
Greece	8,073	56,002	0	128,002	0	2,153	2,153	0	196,383
Hungary	574	5,409	0	27,563	18,135	15	0	15	51,711
Ireland	32,355	0	7,823	0	0	0	0	0	40,178
Italy	563,316	265,355	145,417	260,543	971,110	18,006	15,950	2,056	2,241,753
Latvia	2,731	3,286	0	2,632	509	101	101	0	9,360
Lithuania	5,500	9,339	8,597	7,017	39	0	0	0	30,492
Luxembourg	131,381	54,054	33,584	253,311	1,524,764	0	0	0	1,997,094
Malta	2,310	4,029	49,166	3,088	:	24	24	0	58,640
Netherlands	0	0	0	0	0	0	0	0	0
Poland	19,793	1,917	7,423	25,126	24,548	19	0	19	78,845
Portugal	3,973	51,532	0	1,180	12,446	0	0	0	69,130
Romania	3,156	17,379	0	0	14	0	0	0	20,549
Slovakia	7,134	5,854	46	3,987	1,804	440	0	440	19,704
Slovenia	0	0	0	0	0	0	0	0	0
Spain	29,344	49,085	0	1,492	11,009	10,149	193	9,955	111,226
Sweden	122,600	41,611	5,414	94,817	38,576	115,926	110,390	5,536	534,870
UK	116,959	105,514	2,723,875	44,344	509,331	168,295	28,604	139,691	3,836,614
EU-27	2,813,942	1,396,447	1,891,725	2,060,958	10,147,452	464,192	379,854	84,338	19,238,909
EU-27 + UK	2,930,901	1,501,961	4,615,600	2,105,302	10,656,783	632,487	408,458	224,029	23,075,523

Table 4-15: Distribution of All Reported Export Waste by Type in 2018, in tonnes

Member State	Y1-Y18	Y19-Y45	Y46-Y47	EU LoW Hazardous Waste	EU LoW Non-Hazardous Waste	Not Classified	Hazardous, Specified by Country	Non-hazardous, Specified by Country	Total
Austria	45,243	116,998	88,999	56,062	564,899	0	0	0	872,201
Belgium	288,937	265,551	145,337	111,795	3,140,160	0	0	0	3,951,780
Bulgaria	3,555	1,858	0	3,416	0	1	1	0	8,830
Croatia	4,292	8,624	0	8,254	62,019	12,839	1,837	11,002	108,867
Cyprus	15	4,097	0	922	0	16	16	0	5,066
Czech Republic	7,004	4,106	0	10,782	444	2,897	2,828	69	28,129
Denmark	184,522	23,773	5,053	59,595	214,745	54,513	20,707	33,806	596,716
Estonia	240	958	0	11,589	0	0	0	0	12,787
Finland	41,677	64,763	58,933	12,941	111,951	16,360	1,271	15,089	322,984
France	373,224	133,110	92,642	290,082	1,187,072	103,532	101,267	2,264	2,283,192
Germany	529,382	193,687	625,172	228,218	2,457,711	0	0	0	4,034,170
Greece	10,900	79,452	0	100,594	336	1,665	1,665	0	194,612
Hungary	986	4,892	0	28,837	33,344	0	0	0	68,059
Ireland	92,540	34,775	399,937	127,827	313,749	74,615	29,855	44,761	1,118,059
Italy	546,241	304,907	25,258	180,871	690,805	2,140	471	1,668	1,752,361
Latvia	1,849	2,815	0	3,337	313	6	6	0	8,326
Lithuania	0	0	0	0	5,372	0	0	0	5,372
Luxembourg	4,894	9,190	10,020	3,096	0	0	0	0	27,201
Malta	103,063	55,062	29,463	269,815	1,133,872	0	0	0	1,591,275
Netherlands	7,378	4,373	10,294	7,135	0	264	264	0	29,709
Poland	0	0	0	0	0	0	0	0	0
Portugal	654,796	63,004	326,341	82,104	656,922	0	0	0	1,783,167
Romania	20,608	3,268	7,373	26,598	18,564	279	235	44	76,969

Member State	Y1-Y18	Y19-Y45	Y46-Y47	EU LoW Hazardous Waste	EU LoW Non-Hazardous Waste	Not Classified	Hazardous, Specified by Country	Non-hazardous, Specified by Country	Total
Slovakia	3,700	41,693	0	1,452	10,896	0	0	0	57,740
Slovenia	3,492	17,709	0	100	7,697	0	0	0	28,997
Spain	5,400	3,453	548	5,238	1,761	976	0	976	18,352
Sweden	22,362	4,804	0	38,743	323,515	0	0	0	389,423
United Kingdom	6,251	58,261	0	3,085	19,510	172	172	0	87,452
EU-27	105,535	27,663	18,908	96,102	35,226	101,508	96,470	5,038	486,450
EU-27 + UK	145,526	81,923	3,001	44,843	3,961,784	541,345	16,855	524,490	5,319,766

Table 4-16: Distribution of All Reported Export Waste by Type in 2017, in tonnes

Member State	Y1-Y18	Y19-Y45	Y46-Y47	EU LoW Hazardous Waste	EU LoW Non-Hazardous Waste	Not Classified	Hazardous, Specified by Country	Non-hazardous, Specified by Country	Total
Austria	106,837	95,622	89,947	66,642	561,649	0	0	0	920,697
Belgium	273,893	269,697	186,768	168,107	3,032,859	0	0	0	3,931,324
Bulgaria	554	592	0	6,160	0	0	0	0	7,306
Croatia	5,694	7,113	0	6,462	59,567	2,149	2,149	0	83,134
Cyprus	28	4,444	0	866	0	25	25	0	5,388
Czech Republic	5,554	2,824	0	20,064	0	840	840	0	30,121
Denmark	145,314	31,094	12,353	57,817	371,145	52,192	23,750	28,442	722,106
Estonia	213	845	10,745	204	321	5	5	0	12,338
Finland	40,552	70,647	48,400	12,344	108,561	8,857	316	8,541	298,217
France	337,966	169,989	95,735	389,130	806,845	109,237	109,237	0	2,018,139
Germany	476,210	180,206	395,103	313,969	1,781,755	460,587	0	460,587	4,068,416
Greece	7,098	106,336	0	25,317	12,319	1,240	1,240	0	153,549
Hungary	1,461	9,809	0	15,380	29,268	0	0	0	55,918
Ireland	169,497	30,846	392,176	135,876	125,196	67,653	34,818	32,835	988,897

Italy	450,009	287,994	55,919	197,708	438,850	3,148	1,090	2,058	1,436,776
Latvia	495	2,382	0	4,299	152	663	663	0	8,653
Lithuania	0	0	0	0	20,252	2,010	2,010	0	24,273
Luxembourg	3,838	9,911	10,009	4,593	0	0	0	0	28,351
Malta	82,950	50,953	33,999	287,017	1,031,147	0	0	0	1,486,066
Netherlands	6,073	2,967	26	5,565	14,298	1,257	1,257	0	31,443
Poland	1,718,809	467,181	539,552	1,625	242,562	0	0	0	2,969,730
Portugal	788,241	51,854	433,151	47,047	541,758	0	0	0	1,862,052
Romania	17,681	1,068	7,485	23,827	22,208	179	138	41	72,626
Slovakia	2,699	42,467	0	3,206	8,815	140	140	0	57,468
Slovenia	3,299	27,881	0	0	0	0	0	0	31,180
Spain¹¹	4,900	2,948	693	4,406	2,082	1,451	0	1,451	17,932
Sweden	21,300	5,326	0	39,887	252,643	0	0	0	319,156
United Kingdom	5,473	47,229	0	5,107	6,136	767	631	0	65,344
EU-27	130,916	32,340	21,336	94,472	27,853	114,667	111,409	3,258	536,251
EU-27 + UK	112,635	81,402	3,587,336	122,393	631,474	192,737	37,690	155,047	4,920,714

Table 4-17: Distribution of All Reported Export Waste by Type in 2016, in tonnes

Member State	Y1-Y18	Y19-Y45	Y46-Y47	EU Hazardous Waste	LoW Hazardous Waste	Non-Hazardous Waste	Not Classified	Hazardous, Specified by Country	Non-hazardous, Specified by Country	Total
Austria	113,072	146,523	125,752	2,206	553,260	0	0	0	0	940,813
Belgium	224,302	247,298	191,488	235,583	1,604,058	0	0	0	0	2,502,729
Bulgaria	1,285	6,370	0	4,504	0	0	0	0	0	12,160

¹¹ In 2017, Spain exported an additional 136 tonnes of waste to France that was both not classified using either Y codes or LoW codes and which was not classified as either non-hazardous or hazardous.

Member State	Y1-Y18	Y19-Y45	Y46-Y47	EU LoW Hazardous Waste	EU LoW Non-Hazardous Waste	Not Classified	Hazardous, Specified by Country	Non-hazardous, Specified by Country	Total
Croatia	7,490	5,406	0	4,261	58,867	1,780	1,641	139	79,583
Cyprus	20	4,744	0	793	0	174	55	118	5,905
Czech Republic	6,785	2,816	0	18,221	0	4,394	3,849	545	36,610
Denmark	96,860	35,355	82,386	27,381	206,061	34,800	30,230	4,570	517,642
Estonia	360	833	10,415	220	0	128	128	0	12,084
Finland	28,632	60,291	50,613	12,983	59,104	40,126	3,096	37,031	291,875
France	318,205	108,273	86,123	235,686	465,870	43,615	5,687	37,928	1,301,386
Germany	362,530	158,621	446,920	262,031	1,652,731	0	0	0	2,882,833
Greece	6,522	50,738	0	23,201	18,297	1,105	1,105	0	100,968
Hungary	2,924	16,265	0	12,152	14,798	0	0	0	46,140
Ireland	169,654	31,701	342,705	129,070	138,878	64,418	37,785	26,632	940,843
Italy	395,528	325,998	21,759	119,257	450,350	3,538	1,367	2,171	1,319,967
Latvia	1,229	1,433	0	5,577	0	11	11	0	8,263
Lithuania	945	0	0	0	0	0	0	0	945
Luxembourg	5,060	11,180	0	11,254	0	0	0	0	27,494
Malta	62,407	51,317	35,343	260,009	1,595,657	0	0	0	2,004,733
Netherlands	1,106	1,162	0	106,783	806	956	956	0	111,768
Poland	1,656,101	253,945	481,092	2,086	291,582	0	0	0	2,684,806
Portugal	0	0	0	0	0	0	0	0	0
Romania	17,005	156	5,338	22,833	37,699	325	302	23	83,681
Slovakia	3,559	40,834	0	4,230	4,617	182	182	0	53,604
Slovenia	2,058	18,646	0	2,815	0	0	0	0	23,520
Spain	6,367	3,508	231	3,371	3,825	8,220	0	8,220	33,743
Sweden	16,717	4,345	0	38,304	187,418	0	0	0	246,784
United Kingdom	4,702	46,703	0	3,309	24,869	140	140	0	79,862
EU-27	172,113	27,983	26,186	81,842	23,666	80,714	63,441	17,273	493,217

Member State	Y1-Y18	Y19-Y45	Y46-Y47	EU LoW Hazardous Waste	EU LoW Non-Hazardous Waste	Not Classified	Hazardous, Specified by Country	Non-hazardous, Specified by Country	Total
EU-27 + UK	110,828	130,143	3,658,315	120,460	942,749	87,770	35,090	52,680	5,138,036

Table 4-18: Total EU-27 + UK Distribution of All Reported Export of Waste, 2001-2019, in 1000 tonnes

Year	Hazardous		Non-hazardous		Unclassified as either hazardous or non-hazardous		Total	
	EU-27 + UK	EU-27	EU-27 + UK	EU-27	EU-27 + UK	EU-27	EU-27 + UK	EU-27
2001	3,985.81	3,949.90	943.91	943.91	1,377.20	1,377.20	6,306.92	6,271.01
2002	3,691.63	3,646.80	1,682.21	1,682.21	2,322.06	2,322.06	7,695.90	7,651.08
2003	4,445.54	4,385.25	1,990.40	1,990.40	2,189.68	2,189.43	8,625.61	8,565.08
2004	5,215.84	5,143.72	2,721.03	2,719.49	2,578.77	2,578.77	10,515.63	10,441.98
2005	6,786.37	6,666.82	1,290.99	1,214.11	834.85	834.37	8,912.21	8,715.30
2006	7,036.69	6,918.42	1,680.53	1,680.50	1,236.80	1,235.21	9,954.02	9,834.13
2007	8,106.32	7,957.02	1,839.62	1,839.12	858.23	840.87	10,804.16	10,637.01
2008	8,003.92	7,832.33	2,898.96	2,898.70	499.67	473.48	11,402.54	11,204.50
2009	7,427.25	7,262.88	4,088.60	4,088.60	333.70	231.17	11,849.55	11,582.66
2010	6,272.00	6,050.32	5,425.73	5,386.52	520.97	165.10	12,218.70	11,601.94
2011	6,154.74	5,962.67	8,365.59	7,339.22	26.80	26.80	14,547.13	13,328.69
2012	5,858.51	5,684.60	9,033.98	7,372.54	113.06	113.06	15,005.56	13,170.20
2013	7,662.01	6,954.55	9,363.94	6,814.53	3.51	0.00	17,029.46	13,769.08
2014	7,072.41	6,796.21	13,159.66	9,271.20	34.95	4.73	20,267.02	16,072.13
2015	6,102.55	5,871.20	12,860.10	8,474.63	301.04	301.04	19,263.68	14,646.88
2016	6,480.05	6,097.21	15,129.50	10,462.08	0.05	0.05	21,609.60	16,559.33
2017	8,381.69	8,029.55	17,751.18	13,375.35	11.03	11.03	26,143.90	21,415.92
2018	7,636.28	7,308.70	16,718.60	12,267.77	0.00	0.00	24,354.88	19,576.46
2019	7,918.28	7,622.86	14,524.76	11,151.86	0.00	0.00	22,443.04	18,774.72

Figure 4-9: Total EU-27 + UK Distribution of All Reported Export of Waste, 2001-2019, in 1000 tonnes

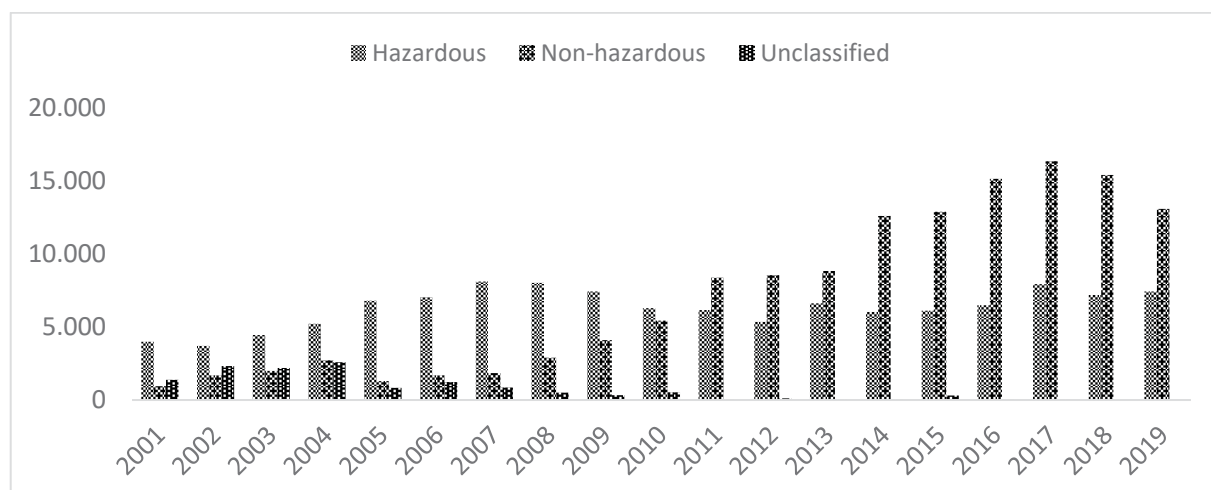


Table 4-19: EU-27 + UK Treatment of Hazardous Waste, 2001-2019, in 1000 tonnes

Year	Disposal		Recovery		Mix		Not specified		Total	
	EU-27 + UK	EU-27	EU-27 + UK	EU-27	EU-27 + UK	EU-27	EU-27 + UK	EU-27	EU-27 + UK	EU-27
2001	613.44	613.44	3,067.21	3,067.21	280.74	280.74	24.42	24.42	3,985.81	3,985.81
2002	866.88	866.88	2,597.34	2,597.34	218.44	218.44	8.97	8.97	3,691.63	3,691.63
2003	817.47	817.47	3,151.98	3,151.98	470.68	470.68	5.41	5.41	4,445.54	4,445.54
2004	953.12	953.12	3,688.06	3,688.06	564.85	564.85	9.81	9.81	5,215.84	5,215.84
2005	1,322.89	1,322.89	5,239.70	5,239.70	222.30	222.30	1.48	1.48	6,786.37	6,786.37
2006	1,437.14	1,437.14	5,387.24	5,387.24	169.56	169.56	42.75	42.75	7,036.69	7,036.69
2007	1,763.27	1,763.27	5,946.67	5,946.67	335.04	335.04	61.34	61.34	8,106.32	8,106.32
2008	2,147.95	2,147.95	5,618.47	5,618.47	218.52	218.52	18.98	18.98	8,003.92	8,003.92
2009	2,032.51	2,032.51	4,939.10	4,939.10	445.53	445.53	10.10	10.10	7,427.25	7,427.25
2010	1,440.68	1,440.68	3,922.23	3,922.23	897.14	897.14	11.95	11.95	6,272.00	6,272.00
2011	1,655.55	1,655.55	3,840.38	3,840.38	658.72	658.72	0.08	0.08	6,154.74	6,154.74
2012	1,510.01	1,510.01	3,892.36	3,892.36	449.11	449.11	7.03	7.03	5,858.51	5,858.51
2013	1,518.46	1,518.46	5,160.61	5,160.61	941.12	941.12	41.82	41.82	7,662.01	7,662.01
2014	1,397.91	1,397.91	5,082.77	5,082.77	587.87	587.87	3.87	3.87	7,072.41	7,072.41
2015	1,351.55	1,351.55	3,873.36	3,873.36	875.10	875.10	2.53	2.53	6,102.55	6,102.55
2016	1,598.10	1,598.10	3,947.40	3,947.40	934.55	934.55	0.00	0.00	6,480.05	6,480.05
2017	1,855.20	1,855.20	5,462.90	5,462.90	1,063.01	1,063.01	0.58	0.58	8,381.69	8,381.69
2018	1,579.53	1,579.53	4,898.54	4,898.54	1,158.22	1,158.22	0.00	0.00	7,636.28	7,636.28
2019	1,437.84	1,437.84	5,542.29	5,542.29	930.33	930.33	0.00	0.00	7,910.46	7,910.46

The term “Mix” refers to notifications of waste where a mix of Recovery and Disposal codes have been used to classify the treatment. The term “Not specified” refers to notifications of waste where the treatment type is not reported.

Figure 4-10: EU-27 + UK Treatment of Hazardous Waste, 2001-2019, in 1000 tonnes

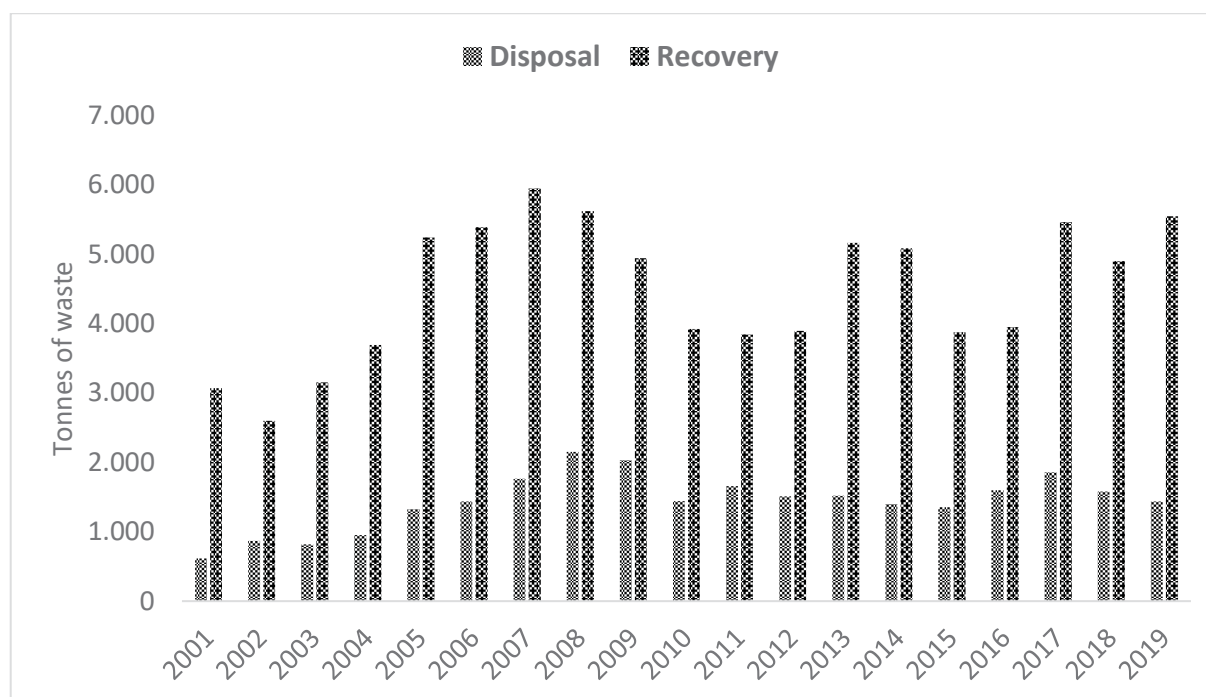


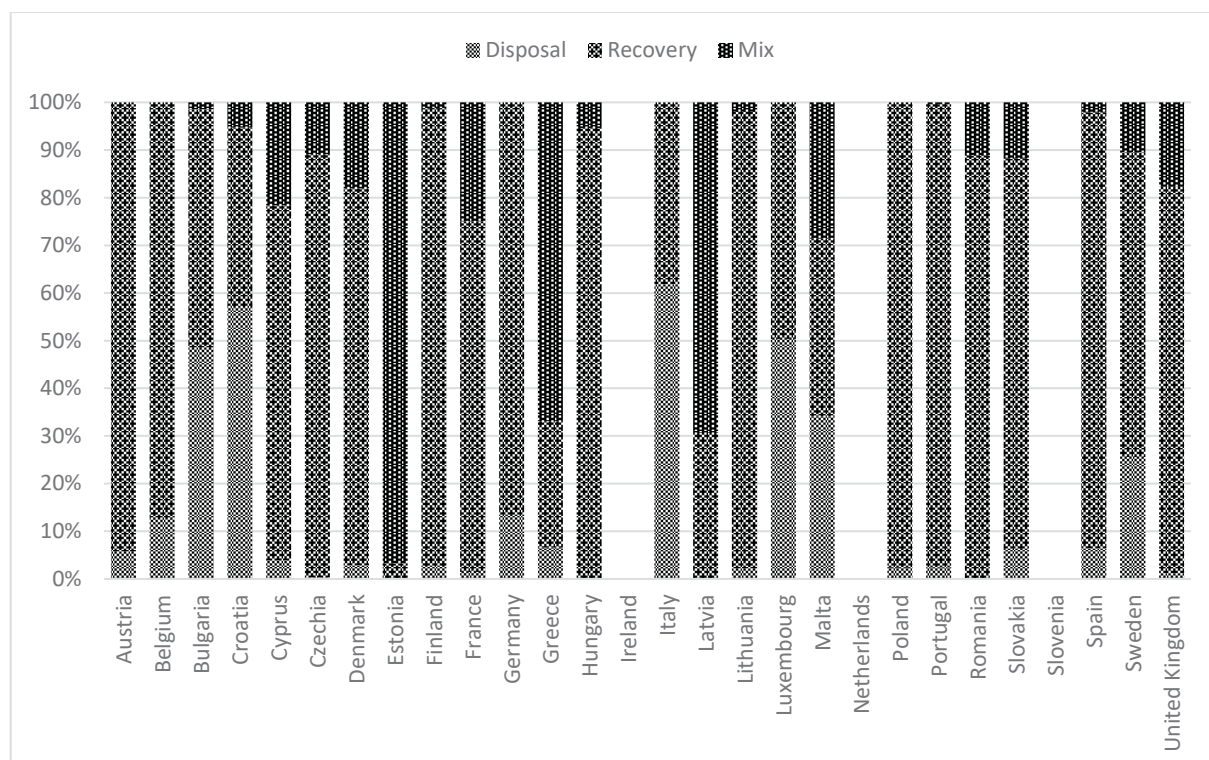
Table 4-20: Treatment of Hazardous Waste in 2019, in 1000 tonnes

Member State	Disposal	Recovery	Mix	Unspecified	Total
Austria	14.11	234.41	0.00	0.00	248.52
Belgium	75.79	532.85	0.00	0.00	608.64
Bulgaria	4.59	4.74	0.14	0.00	9.47
Croatia	12.54	8.30	1.16	0.00	22.00
Cyprus	0.24	4.59	1.33	0.00	6.16
Czech Republic	0.07	17.38	2.13	0.00	19.58
Denmark	8.80	241.66	55.28	0.00	305.74
Estonia	0.00	0.30	8.84	0.00	9.14
Finland	2.92	104.93	1.31	0.00	109.16
France	36.92	1,831.03	621.67	0.00	2,489.62
Germany	117.14	757.02	0.00	0.00	874.16
Greece	12.72	51.60	129.91	0.00	194.23
Hungary	0.00	31.73	1.81	0.00	33.55
Ireland	:	:	:	:	:
Italy	682.79	422.38	0.00	0.00	1,105.16
Latvia	0.00	2.68	6.07	0.00	8.75
Lithuania	0.65	29.18	0.62	0.00	30.45
Luxembourg	223.28	220.03	0.00	0.00	443.31
Malta	3.35	3.67	2.81	0.00	9.82
Netherlands	:	:	:	:	:
Poland	1.28	52.98	0.00	0.00	54.26
Portugal	1.38	55.13	0.17	0.00	56.68
Romania	0.02	18.22	2.30	0.00	20.53
Slovakia	1.06	13.77	1.99	0.00	16.82
Slovenia	:	:	:	:	:
Spain	5.16	73.25	1.70	0.00	80.11
Sweden	94.60	236.17	38.64	0.00	369.42
United Kingdom	3.49	239.48	52.45	0.00	295.42
EU-13	158.72	542.36	29.20	0.00	730.28
EU-15	1,279.11	4,999.93	901.13	0.00	7,180.18
EU-27	1,434.35	5,302.81	877.87	0.00	7,615.04
EU-27 + UK	1,437.84	5,542.29	930.33	0.00	7,910.46

“:” = not available

The term “Mix” refers to notifications of waste where a mix of Recovery and Disposal codes have been used to classify the treatment.

Figure 4-11: Treatment of Hazardous Waste in 2019, in % distribution



The term “Mix” refers to notifications of waste where a mix of Recovery and Disposal codes have been used to classify the treatment.

Table 4-21: Treatment of Hazardous Waste in 2018, in 1000 tonnes

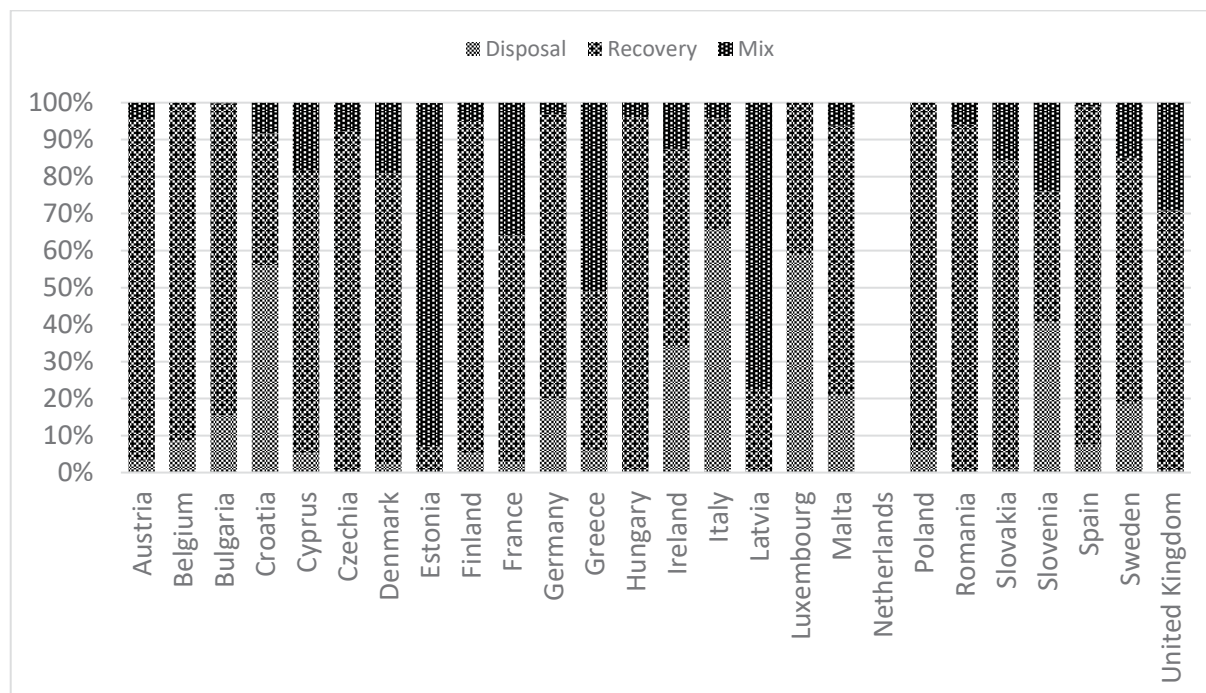
Member State	Disposal	Recovery	Mix	Unspecified	Total
Austria	7.39	210.32	10.21	0.00	227.92
Belgium	55.79	610.49	0.00	0.00	666.28
Bulgaria	1.36	7.45	0.02	0.00	8.83
Croatia	12.90	8.20	1.91	0.00	23.01
Cyprus	0.26	3.87	0.92	0.00	5.05
Czech Republic	0.00	22.81	1.91	0.00	24.72
Denmark	6.34	228.56	55.61	0.00	290.51
Estonia	0.00	0.91	11.87	0.00	12.79
Finland	6.32	108.49	5.96	0.00	120.77
France	56.31	1,164.12	682.82	0.00	1,903.25
Germany	191.68	729.22	30.39	0.00	951.29
Greece	11.04	83.30	98.60	0.00	192.95
Hungary	0.26	33.07	1.39	0.00	34.71
Ireland	96.64	150.43	35.65	0.00	282.72
Italy	677.06	311.15	44.28	0.00	1,032.49
Latvia	0.00	1.79	6.22	0.00	8.01
Lithuania	0.69	25.23	1.21	0.00	27.13
Luxembourg	251.89	176.97	0.00	0.00	428.86
Malta	4.08	14.24	1.22	0.00	19.54
Netherlands	:	:	:	:	:

Poland	3.41	54.67	0.00	0.00	58.08
Portugal	1.38	45.32	0.15	0.00	46.84
Romania	0.00	20.03	1.27	0.00	21.30
Slovakia	0.14	11.96	2.23	0.00	14.33
Slovenia	26.72	23.36	15.83	0.00	65.91
Spain	5.15	61.93	0.69	0.00	67.77
Sweden	59.80	217.55	48.41	0.00	325.77
United Kingdom	2.08	229.80	95.70	0.00	327.58
EU-13	150.64	570.89	49.75	0.00	771.27
EU-15	1,428.89	4,327.65	1,108.47	0.00	6,865.01
EU-27	1,577.44	4,668.73	1,062.52	0.00	7,308.70
EU-27 + UK	1,579.53	4,898.54	1,158.22	0.00	7,636.28

“:” = Not available

The term “Mix” refers to notifications of waste where a mix of Recovery and Disposal codes have been used to classify the treatment.

Figure 4-12: Treatment of Hazardous Waste in 2018, in % distribution



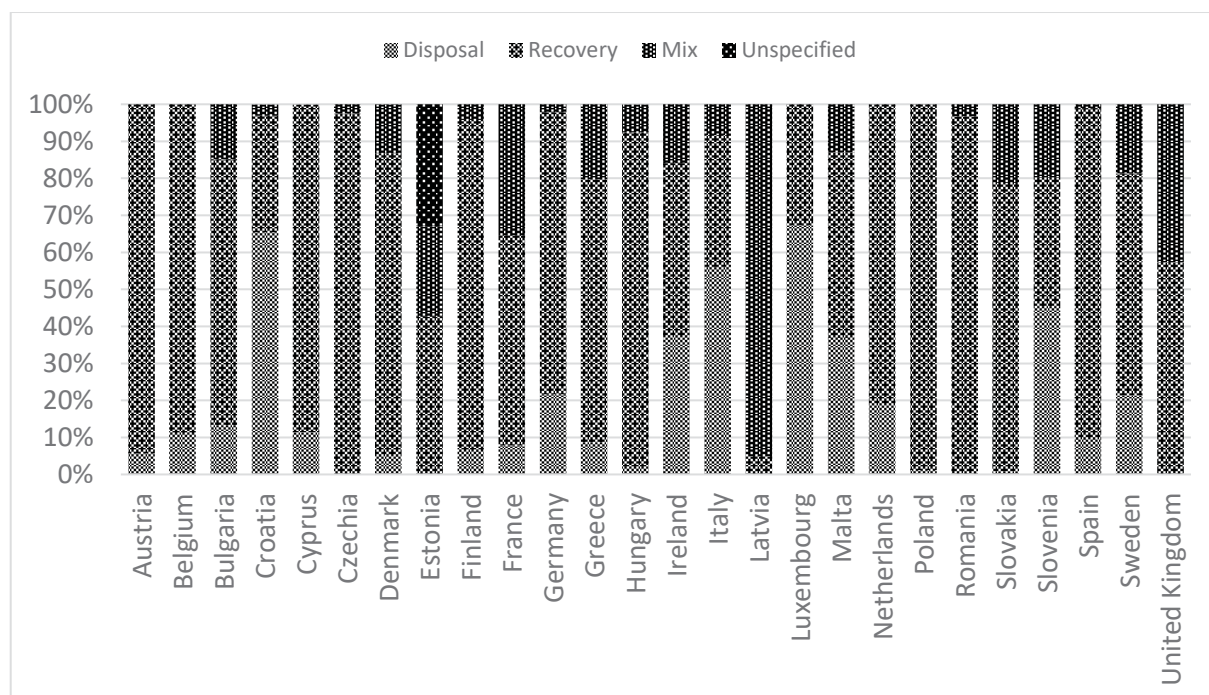
The term “Mix” refers to notifications of waste where a mix of Recovery and Disposal codes have been used to classify the treatment.

Table 4-22: Treatment of Hazardous Waste in 2017, in 1000 tonnes

Member State	Disposal	Recovery	Mix	Unspecified	Total
Austria	15.88	265.05	0.00	0.00	280.93
Belgium	77.89	633.80	0.00	0.00	711.70
Bulgaria	0.95	5.18	1.07	0.00	7.20
Croatia	14.01	6.74	0.66	0.00	21.42
Cyprus	0.61	4.75	0.00	0.00	5.36
Czech Republic	0.03	28.52	0.73	0.00	29.28
Denmark	12.48	212.02	34.02	0.16	258.68
Estonia	0.00	0.54	0.31	0.42	1.27
Finland	7.52	111.10	5.26	0.00	123.89
France	128.96	930.63	584.46	0.00	1,644.05
Germany	212.51	746.91	20.81	0.00	980.23
Greece	12.05	99.47	28.38	0.00	139.90
Hungary	0.54	24.08	2.02	0.00	26.65
Ireland	100.51	128.20	43.29	0.00	272.00
Italy	525.57	333.57	77.66	0.00	936.80
Latvia	0.00	0.39	7.45	0.00	7.84
Lithuania	0.84	16.38	11.08	0.00	28.30
Luxembourg	285.39	137.73	0.00	0.00	423.12
Malta	5.85	7.94	2.07	0.00	15.86
Netherlands	192.37	834.95	0.00	0.00	1,027.32
Poland	0.50	42.22	0.00	0.00	42.71
Portugal	1.21	46.40	0.90	0.00	48.51
Romania	0.04	30.13	1.01	0.00	31.18
Slovakia	0.10	10.09	2.76	0.00	12.95
Slovenia	30.10	23.19	13.22	0.00	66.51
Spain	5.47	52.38	0.59	0.00	58.44
Sweden	78.79	221.29	69.05	0.00	369.14
United Kingdom	0.30	201.67	150.17	0.00	352.14
EU-13	198.29	507.72	48.40	0.42	754.83
EU-15	1,656.91	4,955.18	1,014.61	0.16	7,626.86
EU-27	1,656.91	4,955.18	1,014.61	0.16	7,626.86
EU-27 + UK	1,855.20	5,462.90	1,063.01	0.58	8,381.69

The term “Mix” refers to notifications of waste where a mix of Recovery and Disposal codes have been used to classify the treatment.

Figure 4-13: Treatment of Hazardous Waste in 2017, in % distribution



The term “Mix” refers to notifications of waste where a mix of Recovery and Disposal codes have been used to classify the treatment.

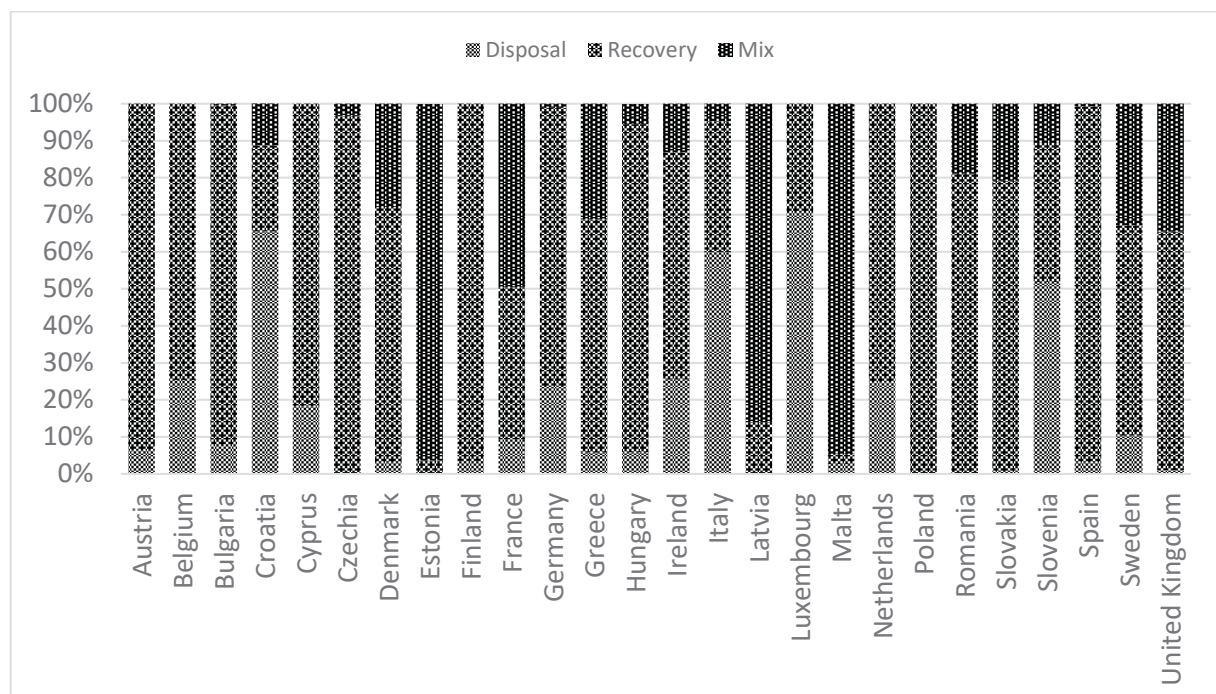
Table 4-23: Treatment of Hazardous Waste in 2016, in tonnes

Member State	Disposal	Recovery	Mix	Unspecified	Total
Austria	17.37	255.44	0.00	0.00	272.81
Belgium	179.43	527.75	0.00	0.00	707.18
Bulgaria	0.90	11.20	0.06	0.00	12.16
Croatia	12.31	4.38	2.12	0.00	18.80
Cyprus	1.02	4.59	0.00	0.00	5.61
Czech Republic	0.00	30.64	1.03	0.00	31.67
Denmark	8.21	188.16	76.00	0.00	272.37
Estonia	0.00	0.43	11.52	0.00	11.96
Finland	3.67	101.34	0.00	0.00	105.00
France	66.29	297.42	358.65	0.00	722.36
Germany	184.19	590.20	8.79	0.00	783.18
Greece	4.73	51.34	25.50	0.00	81.57
Hungary	1.83	27.78	1.72	0.00	31.34
Ireland	70.20	169.02	36.26	0.00	275.48
Italy	505.43	295.87	40.86	0.00	842.15
Latvia	0.00	1.14	7.11	0.00	8.25
Lithuania	0.75	26.24	0.44	0.00	27.43
Luxembourg	264.34	109.39	0.00	0.00	373.73
Malta	2.89	2.98	104.14	0.00	110.01
Netherlands	200.91	611.41	0.00	0.00	812.32
Poland	0.09	45.55	0.00	0.00	45.63

Portugal	1.23	47.03	0.54	0.00	48.80
Romania	0.00	19.06	4.46	0.00	23.52
Slovakia	0.10	10.45	2.78	0.00	13.33
Slovenia	30.78	22.28	6.31	0.00	59.37
Spain	1.68	52.73	0.44	0.00	54.85
Sweden	35.78	196.12	113.47	0.00	345.38
United Kingdom	3.97	246.51	132.36	0.00	382.84
EU-13	50.67	206.72	141.68	0.00	399.08
EU-15	1,547.43	3,739.73	792.87	0.00	6,080.03
EU-27	1,594.13	3,699.94	802.18	0.00	6,096.26
EU-27 + UK	1,598.10	3,946.45	934.55	0.00	6,479.11

The term "Mix" refers to notifications of waste where a mix of Recovery and Disposal codes have been used to classify the treatment.

Figure 4-14: Treatment of Hazardous Waste in 2016, in % distribution



The term "Mix" refers to notifications of waste where a mix of Recovery and Disposal codes have been used to classify the treatment.

Table 4-24: Destination of All Notified Waste, 2001-2019, in 1000 tonnes

From	Year	To				Total
		EU-27 + UK	EFTA	OECD (non-EFTA)	Non-OECD	
EU-27 + UK	2001	5,867.7	369.6	17.4	52.2	6,306.9
	2002	7,372.3	256.4	11.5	55.7	7,695.9
	2003	7,981.8	358.0	45.6	240.3	8,625.6
	2004	9,790.5	312.7	11.6	400.8	10,515.6
	2005	8,231.4	480.0	5.9	195.0	8,912.2
	2006	9,125.2	664.0	6.4	158.4	9,954.0
	2007	9,994.7	603.8	6.4	199.2	10,804.2

	2008	10,625.9	568.8	16.9	191.0	11,402.5
	2009	11,086.4	537.1	8.0	218.0	11,849.5
	2010	11,199.7	795.1	4.8	219.1	12,218.7
	2011	12,499.2	739.6	49.8	1,258.5	14,547.1
	2012	12,930.1	738.6	34.3	306.1	14,009.2
	2013	14,459.7	748.5	88.1	144.4	15,440.6
	2014	17,151.4	809.1	207.3	478.5	18,646.3
	2015	17,742.7	925.2	108.0	483.7	19,259.6
	2016	19,976.1	1,021.3	234.7	376.6	21,608.7
	2017	22,398.1	1,447.3	149.3	264.9	24,259.6
	2018	20,355.3	1,432.7	130.0	648.3	22,566.3
	2019	18,815.6	1,215.4	179.3	284.4	20,494.7

Figure 4-15: Destination of All Notified Waste, 2001-2019, in 1000 tonnes

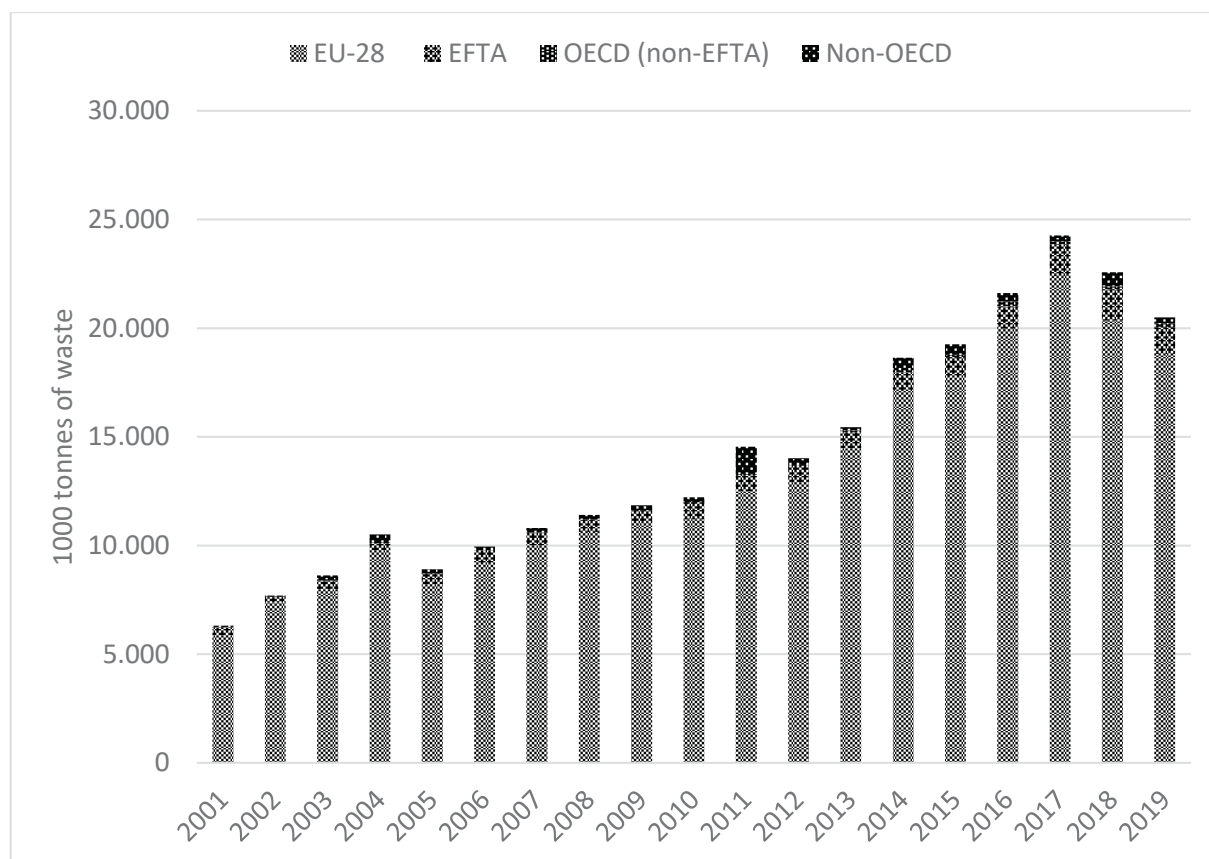


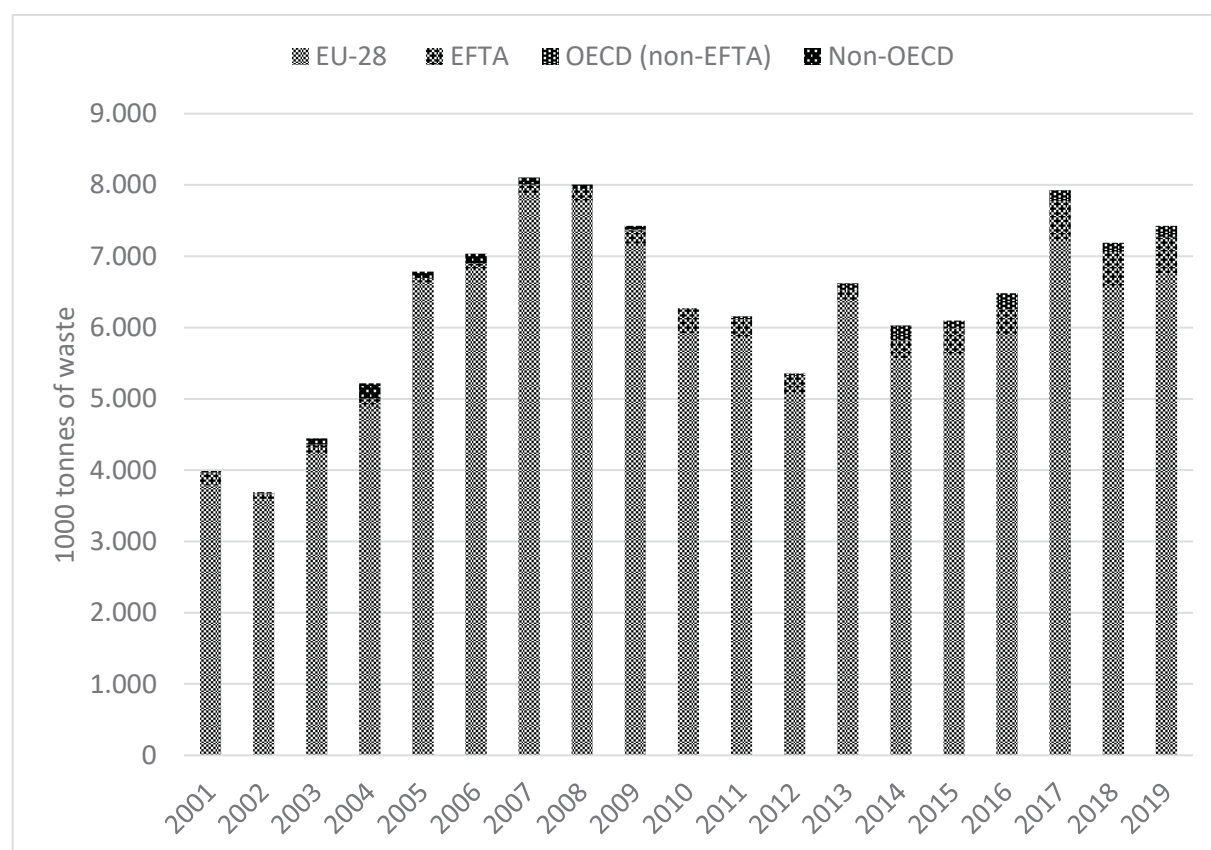
Table 4-25: Destination of Hazardous Waste, 2001-2019, in 1000 tonnes

From	Year	To				Total
		EU-27 + UK	EFTA	OECD (non-EFTA)	Non-OECD	
EU-27 + UK	2001	3,784.79	171.16	12.55	17.32	3,985.81
	2002	3,585.87	74.40	11.36	20.00	3,691.63
	2003	4,223.35	92.51	45.23	84.45	4,445.54
	2004	4,875.33	120.91	11.57	208.03	5,215.84
	2005	6,629.09	58.69	5.86	92.74	6,786.37

2006	6,803.96	90.63	6.35	135.75	7,036.69
2007	7,874.49	128.58	6.30	96.94	8,106.32
2008	7,759.87	181.39	16.87	45.79	8,003.92
2009	7,177.24	188.84	7.75	53.42	7,427.25
2010	5,924.75	342.68	4.57	0.00	6,272.00
2011	5,848.00	261.69	44.89	0.15	6,154.74
2012	5,065.71	256.18	28.81	0.62	5,351.32
2013	6,385.30	145.60	87.92	0.11	6,618.92
2014	5,566.95	251.77	207.13	0.32	6,026.16
2015	5,607.94	383.46	107.07	0.00	6,098.47
2016	5,892.89	363.16	223.04	0.02	6,479.11
2017	7,206.36	568.31	148.66	0.06	7,923.39
2018	6,556.65	503.38	128.39	0.00	7,188.42
2019	6,757.46	502.13	168.95	0.00	7,428.54

The export in 2012 and 2013 from EU to non-OECD countries stems from export of waste from Croatia to Serbia. This shipment does not violate the Basel Convention because Croatia was not an EU Member State at the time when the shipment took place.

Figure 4-16: Destination of Hazardous Waste, 2001-2019, in 1000 tonnes



4.3 Shipment of Waste into EU Member States

Table 4-26: Import of Hazardous Waste, 2001-2019, in 1000 tonnes

Member State	2001	2003	2005	2007	2009	2010	2011	2012	2013	2014	2015	2016	2017	2018	2019
Austria	32.3	43.2	55.0	107.8	69.3	117.4	102.0	114.9	117.1	119.3	120.8	148.2	151.3	170.7	188.5
Belgium	590.9	868.5	777.8	916.0	679.1	704.5	539.0	582.1	638.8	552.8	597.9	612.7	579.9	633.9	695.9
Bulgaria	:	:	:	20.9	28.5	23.8	10.1	27.3	59.4	56.0	34.4	29.8	68.5	55.4	71.9
Croatia	:	:	:	:	:	:	:	:	:	0.3	0.2	2.5	3.8	10.4	9.1
Cyprus	:	:	:	:	:	:	:	:	:	0.6	:	0.1	0.1	0.9	0.0
Czech Republic	46.2	3.3	2.5	7.6	10.9	21.3	21.7	23.2	28.3	25.6	40.0	79.3	88.0	90.3	53.7
Denmark	115.7	107.0	97.4	113.5	91.9	146.6	187.5	234.6	372.6	362.7	284.6	299.7	225.7	209.9	244.8
Estonia	1.4	0.7	9.4	14.9	14.1	16.2	18.8	18.0	25.5	22.2	24.4	23.5	20.4	23.2	61.4
Finland	6.9	15.5	12.0	11.3	25.9	18.4	31.2	21.0	17.0	31.0	24.4	39.2	29.3	40.6	50.7
France	371.0	1,182.1	922.8	1,522.8	2,297.8	2,061.1	2,131.1	719.0	2,570.7	3,300.1	3,423.1	2,514.6	4,011.7	4,901.0	5,277.8
Germany	799.8	1,243.9	2,172.6	2,617.0	3,035.4	3,112.4	3,461.7	3,077.4	2,743.8	2,682.6	2,685.4	2,674.0	2,684.7	2,640.5	2,430.3
Greece	9.0	25.5	2.8	1.2	3.0	11.6	9.7	6.1	3.1	6.1	26.0	27.1	53.3	74.7	75.6
Hungary	:	:	1.9	1.5	3.2	0.6	0.4	0.0	0.8	5.8	11.2	17.4	3.9	21.4	15.6
Ireland	:	:	0.0	3.5	2.9	3.3	2.7	6.6	8.4	7.3	8.9	3.5	2.6	4.6	:
Italy	31.0	194.7	1,334.8	1,116.7	34.5	560.4	785.9	375.3	465.2	123.3	123.8	60.2	145.5	71.3	112.7
Latvia	0.1	0.2	0.1	0.2	0.9	3.4	3.9	6.2	2.4	2.1	1.8	7.0	11.5	14.1	0.8
Lithuania	:	:	0.3	6.8	7.8	7.8	12.4	8.5	6.3	8.4	4.8	5.3	7.4	7.8	11.0
Luxembourg	0.5	1.3	1.9	6.6	5.0	2.1	0.3	1.3	5.3	3.0	4.1	13.6	14.1	18.0	22.8
Malta	:	:	:	:	:	:	:	:	:	:	:	0.0	0.0	0.0	0.0
Netherlands	153.1	141.6	510.2	1,064.5	1,012.5	440.2	658.5	870.3	817.8	1,072.2	1,040.2	1,454.7	1,074.1	3,868*	3,358*
Poland	:	123.0	6.0	7.9	37.1	44.1	76.6	83.5	77.1	117.8	128.9	200.2	226.1	198.0	170.8
Portugal	74.0	0.9	0.1	:	1.2	0.5	2.6	9.3	5.2	33.4	56.6	124.9	98.4	156.6	172.9
Romania	:	:	:	:	0.1	:	6.8	6.7	7.6	10.8	15.0	17.3	10.2	9.1	7.0
Slovakia	0.6	3.8	1.2	2.6	1.0	1.3	0.4	0.2	0.4	36.9	1.2	1.4	1.7	22.4	20.1

Member State	2001	2003	2005	2007	2009	2010	2011	2012	2013	2014	2015	2016	2017	2018	2019
Slovenia	20.5	23.2	23.2	27.4	27.5	34.0	36.8	33.8	31.5	36.9	38.9	34.3	34.6	34.9	0.0
Spain	206.0	126.6	172.4	222.1	217.1	202.5	306.8	303.6	226.9	245.4	319.1	198.3	209.8	287.6	406.7
Sweden	374.9	147.0	136.5	355.1	518.4	681.1	198.0	264.7	332.4	279.4	321.1	226.6	201.7	221.7	241.6
United Kingdom	182.2	204.4	129.2	127.9	153.8	162.6	121.5	104.5	101.2	136.6	141.7	112.6	159.2	175.2	146.9
EU-13	68.8	154.2	44.4	89.9	131.0	152.5	188.0	207.3	239.2	323.4	300.8	417.9	476.2	487.9	421.3
EU-15	2,947.3	4,302.2	6,325.6	8,186.0	8,147.7	8,224.7	8,538.6	6,691.0	8,425.5	8,955.2	9,178.0	8,509.8	9,641.2	13,474.3	13,425.1
EU-27	2,834.0	4,252.0	6,240.8	8,148.0	8,125.0	8,214.6	8,605.1	6,793.9	8,563.5	9,142.0	9,337.0	8,815.1	9,958.3	13,787.0	13,699.6
EU-27 + UK	3,016.2	4,456.4	6,370.0	8,276.0	8,278.8	8,377.2	8,726.6	6,898.4	8,664.7	9,278.6	9,478.7	8,927.7	10,117.4	13,962.2	13,846.5

“:” = Not available

*Data has not been validated due to late submission.

Table 4-27: Import of Hazardous Waste, 2001-2019, in kg per capita

Member State	2001	2003	2005	2007	2009	2010	2011	2012	2013	2014	2015	2016	2017	2018	2019
Austria	4.0	5.3	6.7	13.0	8.3	14.0	12.1	13.7	13.9	14.0	14.1	17.1	17.3	19.3	21.3
Belgium	57.6	83.9	74.5	86.5	63.1	65.0	49.0	52.5	57.2	49.3	53.2	54.2	51.1	55.6	60.7
Bulgaria	:	:	:	2.7	3.7	3.1	1.4	3.7	8.2	7.7	4.8	4.2	9.6	7.9	10.3
Croatia	:	:	:	:	:	:	:	:	:	0.1	:	0.6	0.9	2.5	2.2
Cyprus	:	:	:	:	:	:	:	:	:	0.7	:	0.1	0.1	1.0	0.1
Czech Republic	4.5	0.3	0.2	0.7	1.0	2.0	2.1	2.2	2.7	2.4	3.8	7.5	8.3	8.5	5.0
Denmark	21.6	19.9	18.0	20.8	16.7	26.5	33.7	42.0	66.5	64.5	50.3	52.5	39.3	36.3	42.2
Estonia	1.0	0.5	6.9	11.1	10.5	12.1	14.1	13.6	19.3	16.9	18.5	17.8	15.5	17.6	46.4
Finland	1.3	3.0	2.3	2.1	4.9	3.4	5.8	3.9	3.1	5.7	4.5	7.1	5.3	7.4	9.2
France	6.1	19.1	14.7	23.9	35.7	31.8	32.8	11.0	39.2	50.1	51.5	37.7	60.1	73.2	78.7
Germany	9.7	15.1	26.3	31.8	37.0	38.0	42.3	37.6	33.5	33.2	33.1	32.5	32.5	31.9	29.3
Greece	0.8	2.3	0.3	0.1	0.3	1.0	0.9	0.6	0.3	0.6	2.4	2.5	4.9	7.0	7.1

Member State	2001	2003	2005	2007	2009	2010	2011	2012	2013	2014	2015	2016	2017	2018	2019
Hungary	:	:	0.2	0.1	0.3	0.1	0.0	0.0	0.1	0.6	1.1	1.8	0.4	2.2	1.6
Ireland	:	:	0.0	0.8	0.6	0.7	0.6	1.4	1.8	1.6	1.9	0.7	0.5	0.9	0.0
Italy	0.5	3.4	22.8	18.9	0.6	9.3	13.0	6.3	7.8	2.0	2.0	1.0	2.4	1.2	1.9
Latvia	0.0	0.1	0.0	0.1	0.4	1.5	1.9	3.1	1.2	1.0	0.9	3.5	5.9	7.3	0.4
Lithuania	:	:	0.1	2.0	2.3	2.3	4.1	2.8	2.1	2.9	1.6	1.8	2.6	2.8	3.9
Luxembourg	1.2	2.8	4.0	13.8	10.2	4.2	0.6	2.5	9.8	5.5	7.4	23.6	23.9	29.8	37.1
Malta	:	:	:	:	:	:	:	:	:	:	:	:	:	:	:
Netherlands	9.6	8.7	31.3	65.1	61.4	26.6	39.5	52.0	48.7	63.7	61.6	85.7	62.9	224.5*	193.7*
Poland	:	3.2	0.2	0.2	1.0	1.2	2.0	2.2	2.0	3.1	3.4	5.3	6.0	5.2	4.5
Portugal	7.2	0.1	0.0	:	0.1	0.0	0.2	0.9	0.5	3.2	5.5	12.1	9.5	15.2	16.8
Romania	:	:	:	:	:	:	0.3	0.3	0.4	0.5	0.8	0.9	0.5	0.5	0.4
Slovakia	0.1	0.7	0.2	0.5	0.2	0.2	0.1	0.0	0.1	6.8	0.2	0.3	0.3	4.1	3.7
Slovenia	10.3	11.6	11.6	13.6	13.5	16.6	17.9	16.4	15.3	17.9	18.8	16.6	16.7	16.9	0.0
Spain	5.1	3.0	4.0	5.0	4.7	4.4	6.6	6.5	4.9	5.3	6.9	4.3	4.5	6.2	9.1
Sweden	42.2	16.4	15.1	39.0	56.0	72.9	21.0	27.9	34.8	29.0	32.9	23.0	20.2	21.9	23.6
United Kingdom	3.1	3.4	2.2	2.1	2.5	2.6	1.9	1.6	1.6	2.1	2.2	1.7	2.4	2.6	2.2
EU-13	3.2	2.6	0.6	1.1	1.3	1.9	1.8	2.3	2.4	3.1	2.9	4.0	4.6	4.7	4.1
EU-15	7.9	11.4	16.3	21.5	20.5	20.7	21.4	16.7	21.0	15.4	22.7	21.0	23.7	33.0	32.8
EU-27	:	:	:	:	:	:	:	:	:	:	:	19.6	23.1	29.3	30.1
EU-27 + UK	7.6	10.2	13.8	17.9	16.6	17.5	17.4	14.1	17.3	12.9	18.7	17.3	19.5	26.9	26.7

“:” = Not available

*Data has not been validated due to late submission.

Figure 4-17: Import of Hazardous Waste, 2001-2019, in kg per capita

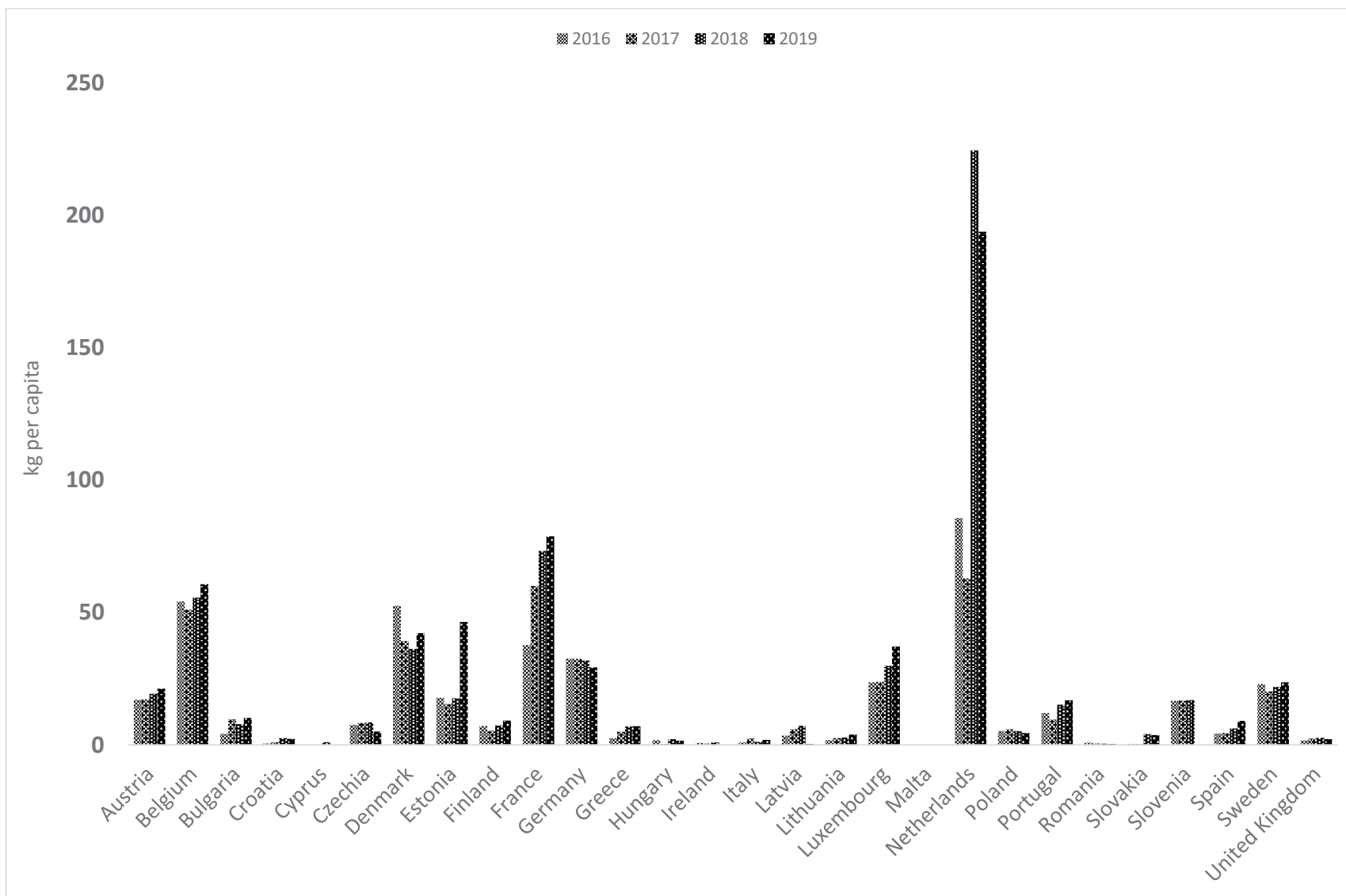


Table 4-28: Import of Hazardous and Other Notified Waste into Member States, 2001-2019, in 1000 tonnes

Member State	2001	2003	2005	2007	2009	2010	2011	2012	2013	2014	2015	2016	2017	2018	2019
Austria	32.3	48.0	55.1	247.9	219.2	361.7	369.4	637.3	602.9	648.3	659.2	816.1	926.8	809.0	868.1
Belgium	645.7	871.6	805.6	1,222.4	679.7	704.5	1,130.5	1,128.9	1,216.9	1,318.2	1,375.1	1,459.5	1,396.6	1,774.2	1,782.0
Bulgaria	:	:	:	20.9	28.5	23.8	10.1	27.3	82.2	68.6	61.4	98.8	146.3	159.3	244.5
Croatia	:	:	:	:	:	:	:	:	:	0.3	2.5	6.5	7.9	19.5	23.0
Cyprus	:	:	:	:	2.0	14.7	20.0	9.3	13.2	13.0	41.7	76.0	91.9	118.5	146.3
Czech Republic	46.2	3.3	2.5	7.6	10.9	21.3	22.6	184.3	243.6	298.4	282.6	437.1	490.2	567.6	542.6
Denmark	118.1	113.9	110.7	139.6	94.6	146.9	189.5	361.2	572.7	651.6	737.2	722.0	463.5	560.8	796.7
Estonia	1.4	0.7	9.4	14.9	14.1	16.2	18.8	18.0	53.5	85.6	102.1	138.2	157.3	124.0	103.1
Finland	8.0	21.1	17.9	15.1	27.0	75.0	104.0	106.2	73.6	76.9	84.9	115.6	106.9	94.8	172.1
France	1,317.1	1,182.7	928.7	1,556.0	2,359.2	2,133.2	2,222.3	2,070.0	2,625.1	4,394.3	3,743.1	3,744.6	4,179.7	5,018.5	5,385.7
Germany	2,630.1	4,853.5	5,964.8	6,240.6	7,626.3	6,861.3	6,452.0	5,880.9	5,891.0	6,426.0	6,519.4	6,488.5	6,036.9	6,047.1	5,622.2
Greece	9.0	25.5	2.8	1.2	3.0	11.6	9.7	6.1	3.8	6.9	26.0	28.8	71.4	105.1	149.8
Hungary	:	:	17.3	1.5	3.2	0.6	0.4	8.2	122.0	126.1	159.8	274.1	321.1	426.4	541.2
Ireland	:	:	0.0	4.2	4.8	6.3	6.8	15.2	25.1	32.1	55.7	40.1	36.5	33.7	2.3
Italy	1,149.0	1,378.7	1,334.9	1,818.4	728.1	576.4	801.8	1,186.8	721.4	1,508.5	770.0	1,057.3	1,125.8	1,086.0	1,051.2
Latvia	0.1	0.2	0.1	0.2	0.9	3.4	106.4	129.7	117.8	120.6	119.3	76.4	100.1	124.4	133.1
Lithuania	:	:	0.3	6.8	7.8	7.8	12.4	8.5	6.3	8.4	14.7	10.0	15.1	17.6	19.3
Luxembourg	0.5	1.3	1.9	6.6	5.0	2.1	2.1	4.5	7.0	3.0	4.1	34.6	42.6	53.3	105.5
Malta	:	:	:	:	:	:	:	:	:	:	:	:	:	:	:
Netherlands	511.6	433.8	510.2	1,073.3	1,016.6	1,051.2	1,979.8	2,645.0	3,099.7	4,741.7	4,962.6	5,618.4	7,347*	6,248*	4,200*
Poland	:	123.0	7.8	7.9	37.1	45.3	76.8	87.6	77.2	117.8	153.8	252.9	379.6	431.8	405.0
Portugal	74.0	0.9	0.1	0.0	1.2	0.5	2.6	9.3	17.3	67.2	133.1	222.1	216.0	330.9	513.9
Romania	:	:	:	:	0.1	:	6.8	28.6	7.6	89.7	118.9	17.3	11.7	17.6	19.6
Slovakia	0.6	3.8	1.2	2.6	1.0	1.3	363.4	152.0	176.4	228.5	230.2	256.3	268.6	296.4	317.1
Slovenia	20.5	23.2	23.2	27.4	27.5	38.0	41.3	37.3	34.3	37.4	40.6	37.0	49.4	88.9	0.0

Member State	2001	2003	2005	2007	2009	2010	2011	2012	2013	2014	2015	2016	2017	2018	2019
Spain	206.4	166.0	226.0	233.5	231.2	257.4	319.4	330.5	260.5	253.9	443.9	1,229.1	459.8	598.7	905.4
Sweden	395.6	500.1	277.6	617.8	827.2	1,342.8	1,526.5	1,787.2	2,135.6	2,683.8	2,617.6	2,773.4	2,736.0	3,020.7	2,978.5
United Kingdom	182.2	235.3	130.9	157.2	233.7	242.2	249.2	228.7	246.5	369.8	190.3	112.6	358.9	392.9	201.7
EU-13	68.8	154.2	61.6	89.9	133.0	172.4	679.1	690.8	934.0	1,194.4	1,327.7	1,680.6	2,039.2	2,392.0	2,494.6
EU-15	7,279.6	9,832.3	10,367.1	13,333.8	14,056.8	13,773.1	15,365.6	16,398.0	17,499.1	23,182.5	22,322.5	24,462.8	25,504.3	26,173.8	24,735.1
EU-27	7,166.2	9,751.2	10,297.9	13,266.6	13,956.0	13,703.4	15,795.5	16,860.1	18,186.7	24,007.1	23,459.9	26,030.8	27,184.6	28,172.8	27,028.0
EU-27 + UK	7,348.4	9,986.5	10,428.8	13,423.8	14,189.8	13,945.5	16,044.7	17,088.8	18,433.2	24,376.9	23,650.2	26,143.4	25,722.3	22,317.8	23,029.8

“:” = Not available

*Data has not been validated due to late submission.

Table 4-29: Import of Hazardous and All Other Notified Waste into Member States, 2001-2019, in kg per capita

Member State	2001	2003	2005	2007	2009	2010	2011	2012	2013	2014	2015	2016	2017	2018	2019
Austria	4.03	5.93	6.72	29.92	26.23	43.18	43.96	75.80	71.34	76.21	76.87	93.91	105.64	91.70	98.00
Belgium	62.92	84.17	77.13	115.49	63.21	64.99	102.77	101.75	109.03	117.66	122.37	129.03	123.03	155.65	155.39
Bulgaria	:	:	:	2.72	3.75	3.15	1.37	3.72	11.29	9.47	8.52	13.80	20.59	22.59	34.93
Croatia	:	:	:	:	:	:	:	:	:	0.08	0.59	1.55	1.91	4.76	5.64
Cyprus	:	:	:	:	2.46	18.33	23.82	10.80	15.26	15.17	49.29	89.58	107.53	137.10	167.04
Czech Republic	4.50	0.32	0.24	0.74	1.04	2.03	2.16	17.54	23.17	28.38	26.81	41.42	46.34	53.50	50.95
Denmark	22.08	21.16	20.47	25.64	17.16	26.54	34.07	64.73	102.21	115.80	130.26	126.51	80.63	97.00	137.22
Estonia	1.02	0.50	6.95	11.11	10.49	12.12	14.06	13.55	40.51	65.03	77.68	105.01	119.55	94.03	77.81
Finland	1.54	4.06	3.42	2.86	5.07	14.02	19.35	19.66	13.57	14.11	15.52	21.07	19.43	17.20	31.18
France	21.60	19.12	14.79	24.45	36.65	32.96	34.16	31.71	40.03	66.75	56.30	56.09	62.57	74.99	80.35
Germany	31.97	58.80	72.30	75.81	93.00	83.88	78.92	71.86	71.82	79.56	80.29	78.96	73.15	73.04	67.72
Greece	0.82	2.32	0.25	0.11	0.27	1.02	0.86	0.55	0.35	0.63	2.40	2.67	6.63	9.79	13.97
Hungary	:	:	1.71	0.15	0.32	0.06	0.04	0.83	12.31	12.76	16.21	27.89	32.78	43.60	55.38

Member State	2001	2003	2005	2007	2009	2010	2011	2012	2013	2014	2015	2016	2017	2018	2019
Ireland	:	:	0.01	0.98	1.09	1.41	1.49	3.32	5.46	6.98	12.04	8.49	7.63	6.97	0.47
Italy	20.17	24.05	22.83	30.75	12.13	9.55	13.22	19.98	12.09	24.82	12.67	17.43	18.58	17.96	17.42
Latvia	0.04	0.09	0.02	0.10	0.39	1.53	51.29	63.41	58.20	60.25	60.09	38.80	51.31	64.30	69.30
Lithuania	:	:	:	:	:	:	:	:	:	:	:	:	:	:	:
Luxembourg	:	:	0.09	2.01	2.33	2.33	4.06	2.83	2.11	2.86	5.03	3.45	5.29	6.25	6.90
Malta	1.21	2.79	4.05	13.78	10.22	4.24	4.18	8.63	12.99	5.54	7.37	60.11	72.04	88.61	171.90
Netherlands	0.00	0.00	0.00	0.00	0.00	0.00	0.00	0.00	0.00	0.00	0.00	0.00	0.00	0.00	0.00
Poland	32.00	26.79	31.29	65.62	61.66	63.42	118.87	158.10	184.73	281.76	293.63	330.90	428.91*	362.6*	242.2*
Portugal	:	:	:	:	:	:	:	12.73	76.97	56.95	0.00	0.00	168.67	165.53	142.06
Romania	0.00	3.22	0.20	0.21	0.97	1.19	1.99	2.27	2.00	3.10	4.05	6.66	10.00	11.37	10.66
Slovakia	7.21	0.08	0.01	0.00	0.11	0.04	0.24	0.89	1.65	6.44	12.83	21.48	20.96	32.16	50.00
Slovenia	:	:	:	:	:	:	0.32	1.42	0.38	4.50	5.98	0.88	0.60	0.90	1.01
Spain	0.11	0.71	0.23	0.49	0.18	0.24	67.40	28.12	32.60	42.19	42.47	47.23	49.42	54.45	58.17
Sweden	10.31	11.62	11.59	13.62	13.55	18.57	20.14	18.14	16.67	18.17	19.67	17.91	23.91	43.02	0.00
United Kingdom	5.10	3.98	5.25	5.25	5.04	5.60	6.92	7.06	5.57	5.46	9.56	26.46	9.88	12.83	19.75
EU-13	3.2	2.6	0.8	1.1	1.3	2.1	6.6	6.8	9.3	11.4	12.7	16.09	23.01	24.03	19.57
EU-15	19.4	26.0	26.7	35.0	35.5	34.6	38.5	41.0	43.6	57.7	55.3	60.29	64.07	60.44	62.63
EU-27	:	:	:	:	:	:	:	:	:	:	:	58.52	63.14	60.54	61.02
EU-27 + UK	18.5	22.8	22.6	29.1	28.4	29.1	32.0	34.1	36.7	48.1	46.5	51.24	55.74	53.07	53.86

“:” = Not available

*Data has not been validated due to late submission.

Figure 4-18: Import of Hazardous and All Other Notified Waste into Member States, 2016-2019, in kg per capita

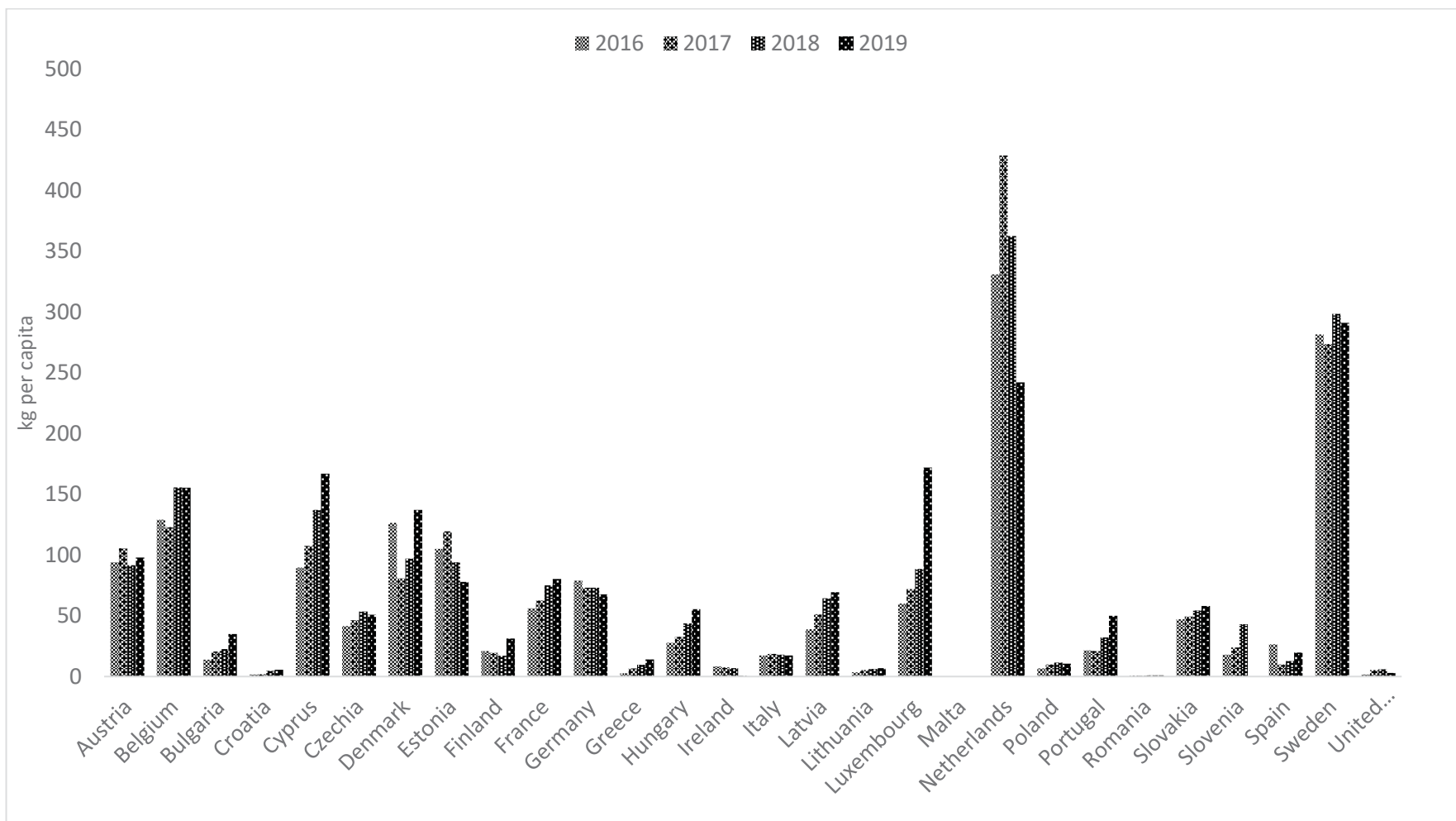


Table 4-30: Distribution of Imported Waste in by Type 2019, in 1000 tonnes

Member State	Hazardous	Non-hazardous	Unclassified as either hazardous or non-hazardous	Total
Austria	188.52	679.62	0.00	868.14
Belgium	695.87	1,086.16	0.00	1,782.03
Bulgaria	71.87	172.61	0.00	244.49
Croatia	9.13	13.84	0.00	22.97
Cyprus	0.04	146.26	0.00	146.31
Czech Republic	53.69	488.88	0.00	542.56
Denmark	244.76	551.95	0.00	796.71
Estonia	61.44	41.64	0.00	103.09
Finland	50.68	121.37	0.00	172.05
France	5,277.83	107.88	0.00	5,385.71
Germany	2,430.33	3,191.86	0.00	5,622.19
Greece	75.60	74.18	0.00	149.77
Hungary	15.63	525.54	0.00	541.17
Ireland	0.00	2.30	0.00	2.30
Italy	112.67	938.55	0.00	1,051.22
Latvia	0.77	132.29	0.00	133.06
Lithuania	10.96	8.34	0.00	19.29
Luxembourg	22.78	82.75	0.00	105.53
Malta	0.00	0.00	0.00	0.00
Netherlands	0.00	0.00	0.00	0.00
Poland	170.77	234.20	0.00	404.97
Portugal	172.95	340.92	0.00	513.86
Romania	6.96	12.67	0.00	19.64
Slovakia	20.05	297.02	0.00	317.07
Slovenia	:	:	:	:
Spain	406.67	498.77	0.00	905.43
Sweden	241.63	2,736.85	0.00	2,978.48
United Kingdom	146.87	54.86	0.00	201.72
EU-13	421.31	2,073.30	0.00	2,494.61
EU-15	10,067.14	10,468.00	0.00	20,535.15
EU-27	10,341.59	12,486.44	0.00	22,828.03
EU-27 + UK	10,488.46	12,541.30	0.00	23,029.76

“:” = Not available

Figure 4-19: Distribution of Imported Waste by Type in 2019, in %

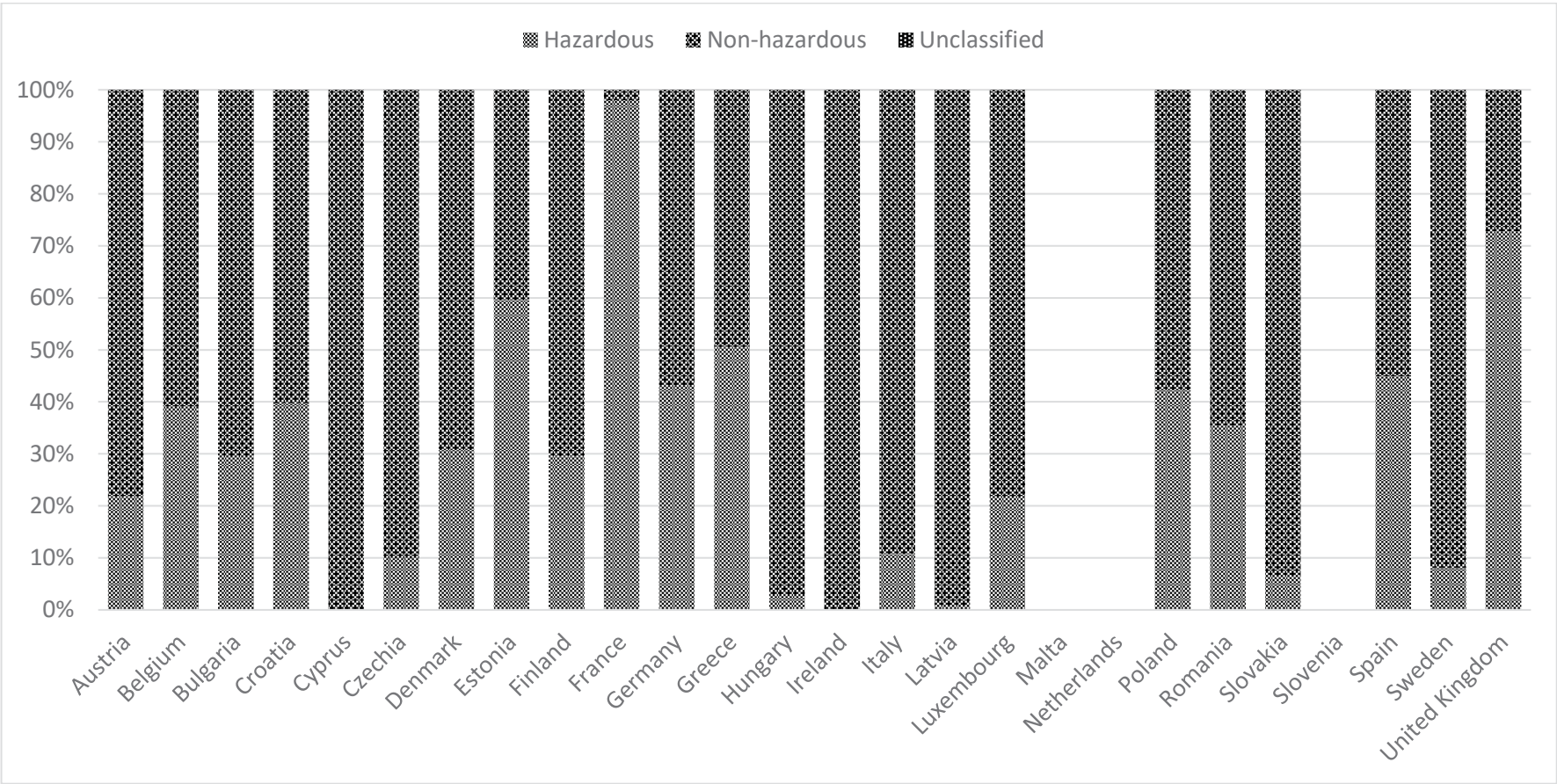


Table 4-31: Distribution of Imported Waste in by type 2018, in 1000 tonnes

Member State	Hazardous	Non-hazardous	Unclassified as either hazardous or non-hazardous	Total
Austria	170.69	638.30	0.00	809.00
Belgium	633.90	1,140.26	0.00	1,774.15
Bulgaria	55.38	103.91	0.00	159.29
Croatia	10.37	9.18	0.00	19.55
Cyprus	0.89	117.60	0.00	118.49
Czech Republic	90.28	477.33	0.00	567.61
Denmark	209.93	350.86	0.00	560.80
Estonia	23.24	100.80	0.00	124.04
Finland	40.61	54.19	0.00	94.80
France	4,901.03	117.50	0.00	5,018.54
Germany	2,640.46	3,406.63	0.00	6,047.09
Greece	74.74	30.38	0.00	105.12
Hungary	21.44	404.94	0.00	426.38
Ireland	4.56	29.11	0.00	33.66
Italy	71.30	1,014.71	0.00	1,086.01
Latvia	14.05	110.34	0.00	124.39
Lithuania	7.80	9.76	0.00	17.55
Luxembourg	17.95	35.39	0.00	53.34
Malta	:	:	:	:
Netherlands	:	:	:	:
Poland	198.03	233.78	0.00	431.81
Portugal	156.62	174.29	0.00	330.91
Romania	9.06	8.56	0.00	17.62
Slovakia	22.41	273.94	0.00	296.36
Slovenia	34.92	54.01	0.00	88.93
Spain	287.61	311.06	0.00	598.67
Sweden	221.71	2,799.01	0.00	3,020.72
United Kingdom	175.21	217.74	0.00	392.94
EU-13	487.87	1,904.15	0.00	2,392.02
EU-15	9,606.33	10,319.43	0.00	19,925.77
EU-27	9,919.00	12,005.85	0.00	21,924.84
EU-27 + UK	10,094.20	12,223.58	0.00	22,317.78

“:” = Not available

Figure 4-20: Distribution of Imported Waste by Type in 2018, in %

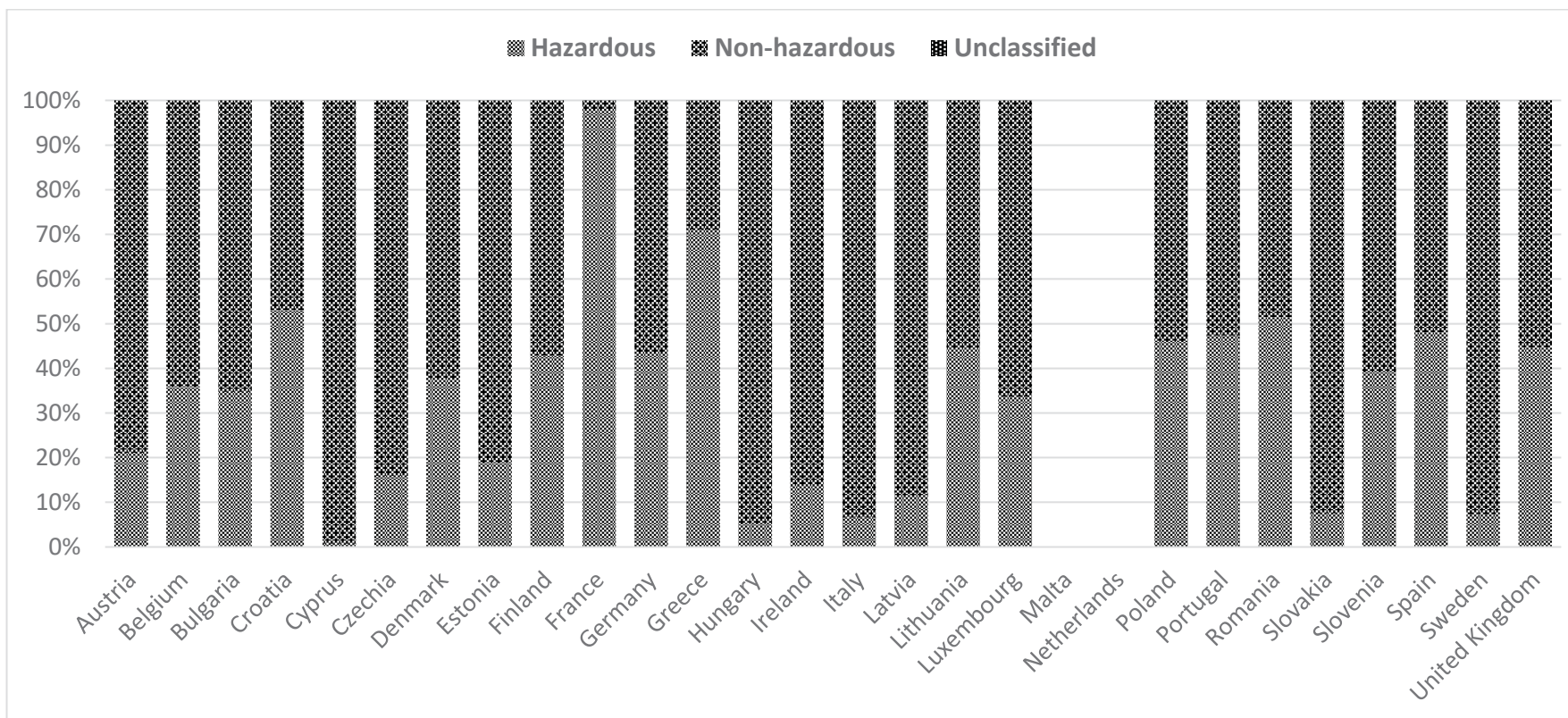


Table 4-32: Distribution of Imported Waste by Type in 2017, in 1000 tonnes

Member State	Hazardous	Non-hazardous	Unclassified as either hazardous or non-hazardous	Total
Austria	151.34	775.41	0.00	926.75
Belgium	579.92	816.67	0.00	1,396.59
Bulgaria	68.52	77.74	0.00	146.26
Croatia	3.82	4.12	0.00	7.93
Cyprus	0.06	91.86	0.00	91.92
Czech Republic	87.96	394.09	8.15	490.20
Denmark	225.68	237.85	0.00	463.53
Estonia	20.44	136.84	0.00	157.28
Finland	29.31	77.60	0.00	106.91
France	4,011.69	167.99	0.00	4,179.68
Germany	2,684.68	3,350.49	1.68	6,036.85
Greece	53.28	18.08	0.00	71.36
Hungary	3.89	317.25	0.00	321.14
Ireland	2.55	33.96	0.00	36.51
Italy	145.51	980.32	0.00	1,125.83
Latvia	11.49	88.57	0.00	100.07
Lithuania	7.45	7.62	0.00	15.07
Luxembourg	14.09	28.46	0.00	42.55
Malta	:	:	:	:
Netherlands	1,074.09	4,451.61	0.00	5,525.70
Poland	226.10	153.48	0.00	379.58
Portugal	98.40	117.64	0.00	216.04
Romania	10.17	1.58	0.00	11.75
Slovakia	1.70	266.94	0.00	268.64
Slovenia	34.58	14.82	0.00	49.40
Spain	209.82	242.20	7.80	459.81
Sweden	201.72	2,534.24	0.00	2,735.95
United Kingdom	159.16	199.71	0.07	358.94
EU-13	476.19	1,554.90	8.15	2,039.24
EU-15	9,641.24	14,032.24	9.54	23,683.01
EU-27	9,958.26	15,387.43	17.63	25,363.32
EU-27 + UK	10,117.42	15,587.14	17.69	25,722.26

“:” = Not available

Figure 4-21: Distribution of Imported Waste by Type in 2017, in %

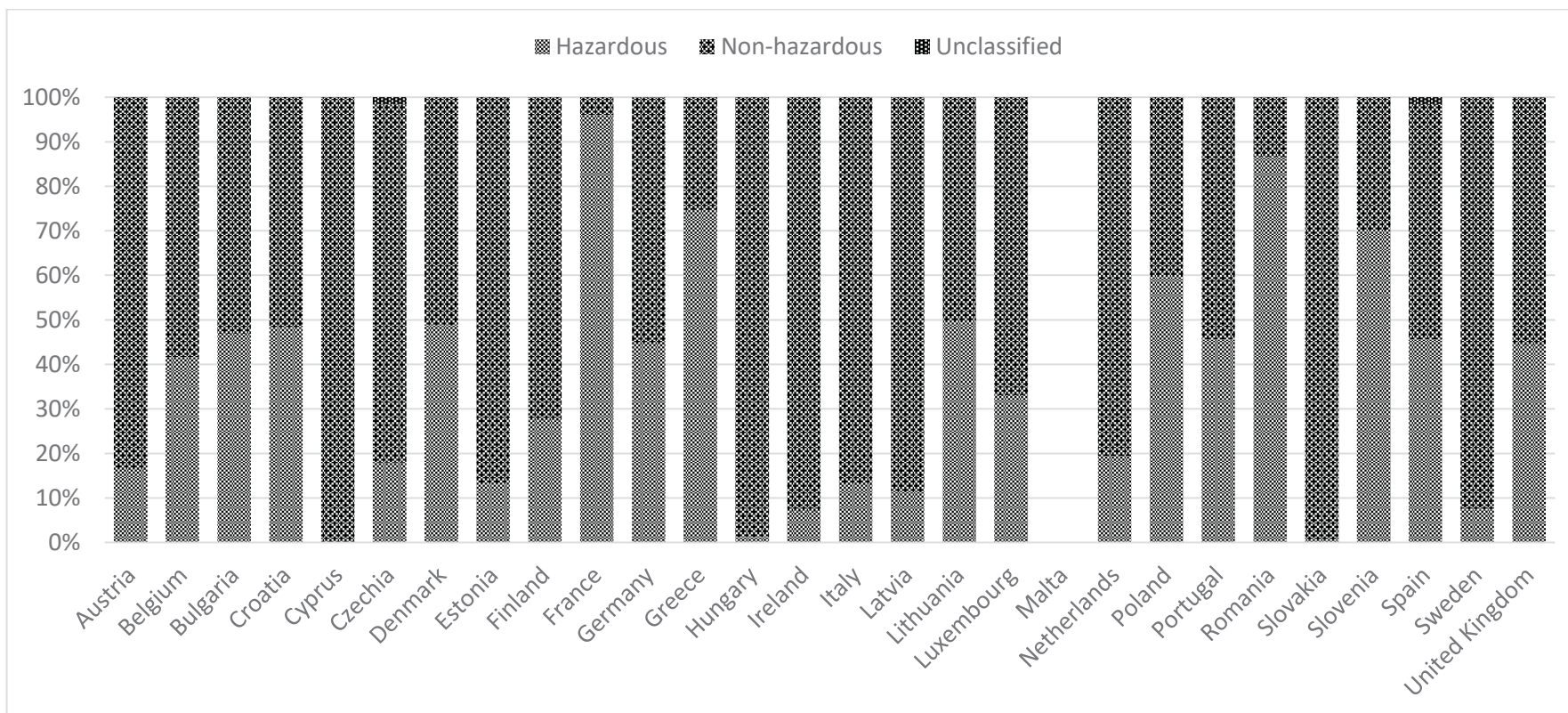


Table 4-33: Distribution of Imported Waste by Type in 2016, in 1000 tonnes

Member State	Hazardous	Non-hazardous	Unclassified as either hazardous or non-hazardous	Total
Austria	148.18	667.91	0.00	816.09
Belgium	612.70	846.77	0.05	1,459.52
Bulgaria	29.84	68.91	0.00	98.75
Croatia	2.49	4.02	0.00	6.51
Cyprus	0.05	75.94	0.00	75.99
Czech Republic	79.28	357.84	0.00	437.12
Denmark	299.71	422.30	0.00	722.01
Estonia	23.47	114.72	0.00	138.19
Finland	39.21	76.43	0.00	115.64
France	2,514.56	1,230.02	0.00	3,744.59
Germany	2,673.96	3,814.50	0.00	6,488.46
Greece	27.11	1.71	0.00	28.82
Hungary	17.36	256.77	0.00	274.13
Ireland	3.51	36.58	0.00	40.09
Italy	60.19	997.13	0.00	1,057.32
Latvia	6.96	69.44	0.00	76.40
Lithuania	5.26	4.71	0.00	9.97
Luxembourg	13.62	21.02	0.00	34.64
Malta	:	:	:	:
Netherlands	1,454.65	4,163.71	0.00	5,618.36
Poland	200.19	52.76	0.00	252.95
Portugal	124.87	97.21	0.00	222.09
Romania	17.32	0.00	0.00	17.32
Slovakia	1.38	254.88	0.00	256.26
Slovenia	34.27	2.71	0.00	36.98
Spain	198.30	1,030.85	0.00	1,229.15
Sweden	226.62	2,546.80	0.00	2,773.42
United Kingdom	112.64	0.00	0.00	112.64
EU-13	417.87	1,262.71	0.00	1,680.58
EU-15	8,509.85	15,952.93	0.05	24,462.83
EU-27	8,815.08	17,215.64	0.05	26,030.77
EU-27 + UK	8,927.72	17,215.64	0.05	26,143.41

“:” = Not available

Figure 4-22: Distribution of Imported Waste by Type in 2016, in %

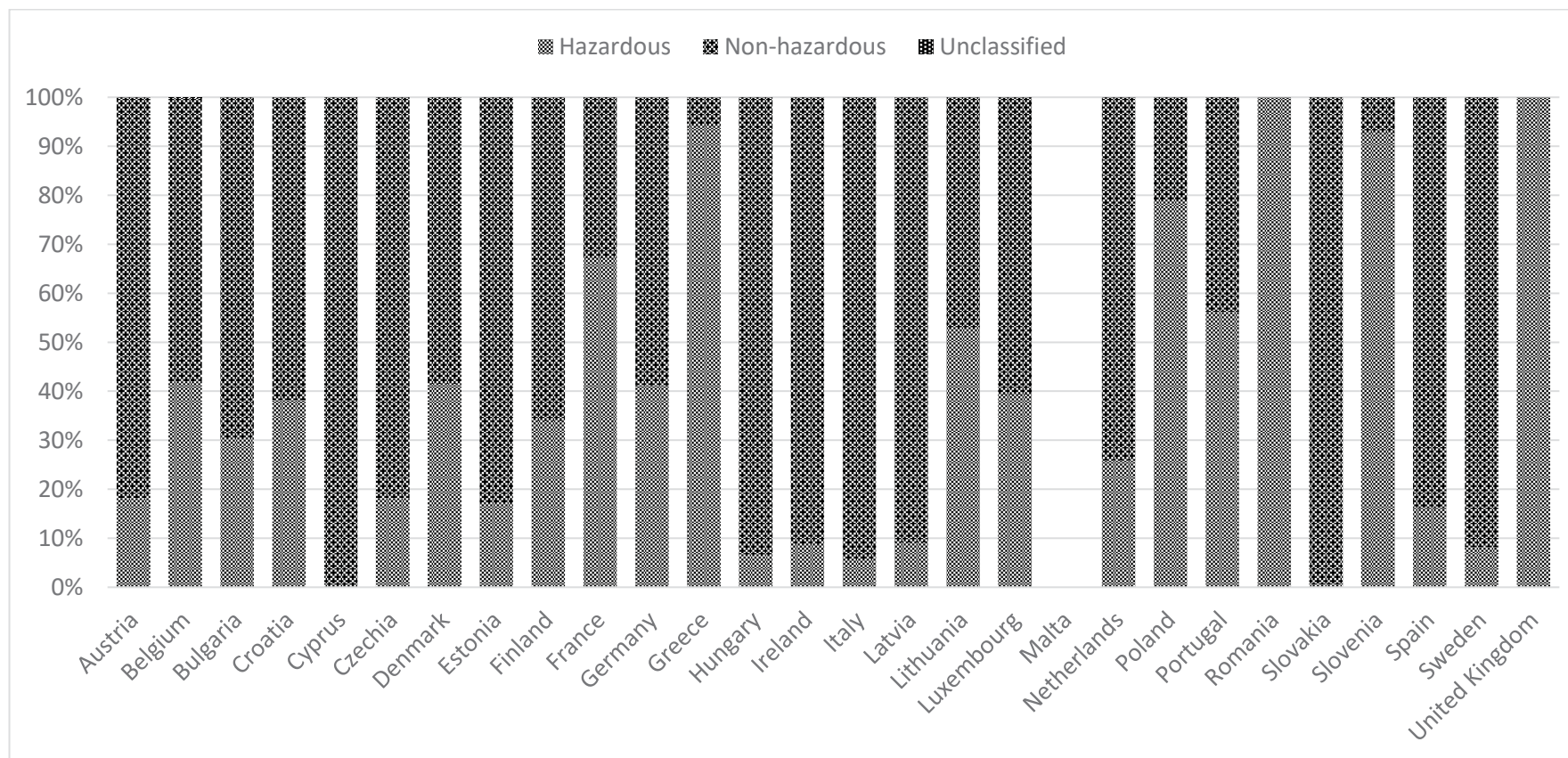


Table 4-34: Treatment of Hazardous Waste Shipped into Member States, 2001-2019, in 1000 tonnes

Year	Disposal		Recovery		Mix		Not specified		Total	
	EU-27	EU-27 + UK	EU-27	EU-27 + UK	EU-27	EU-27 + UK	EU-27	EU-27 + UK	EU-27	EU-27 + UK
2001	328	344	2,448	2,575	55	95	2	2	2,834	3,016
2002	447	460	2,787	2,856	65	103	11	11	3,310	3,430
2003	473	491	3,501	3,653	274	309	4	4	4,252	4,456
2004	673	691	4,015	4,064	472	501	0	0	5,160	5,257
2005	1,223	1,236	4,903	4,984	114	149	1	1	6,241	6,370
2006	1,613	1,621	5,659	5,733	971	994	45	45	8,288	8,392
2007	1,808	1,813	6,178	6,246	141	195	22	22	8,148	8,276
2008	2,180	2,186	4,977	5,081	173	194	21	21	7,352	7,483
2009	2,064	2,076	5,656	5,783	404	419	1	1	8,125	8,279
2010	1,663	1,677	6,172	6,302	380	398	0	0	8,215	8,377
2011	2,024	2,038	6,164	6,232	418	457	0	0	8,605	8,727
2012	1,994	2,009	4,163	4,227	688	714	0	0	6,846	6,950
2013	1,718	1,731	6,607	6,672	348	371	9	9	8,682	8,784
2014	1,826	1,835	7,149	7,251	265	287	9	12	9,248	9,385
2015	1,697	1,709	7,236	7,324	405	445	0	0	9,337	9,479
2016	1,703	1,710	6,634	6,734	478	484	0	0	8,815	8,928
2017	1,645	1,660	8,237	8,343	480	519	0	0	10,362	10,522
2018	1,602	1,615	8,125	8,250	587	625	0	0	10,314	10,489
2019	1,765	1,767	8,344	8,467	683	704	0	0	10,791	10,938

The term “Mix” refers to notifications of waste where a mix of Recovery and Disposal codes have been used to classify the treatment. The term “Not specified” refers to notifications of waste where the treatment type is not reported.

Figure 4-23: EU-27 + UK Treatment of Hazardous Waste Shipped into Member States, 2001-2019, in 1000 tonnes

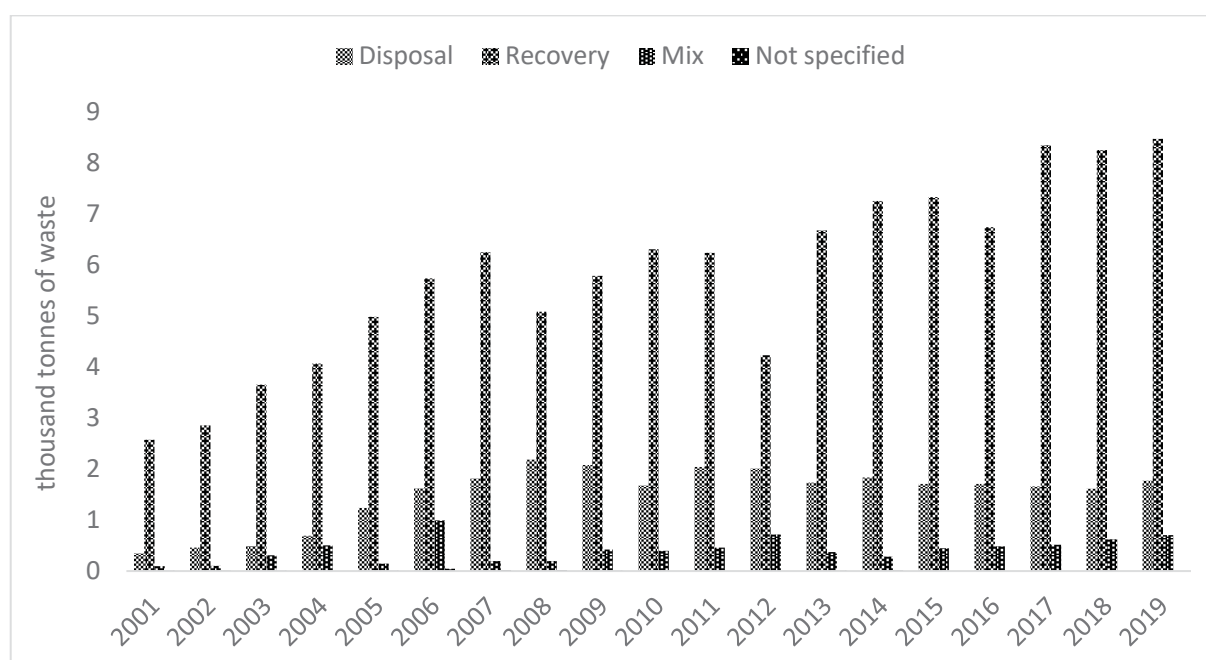


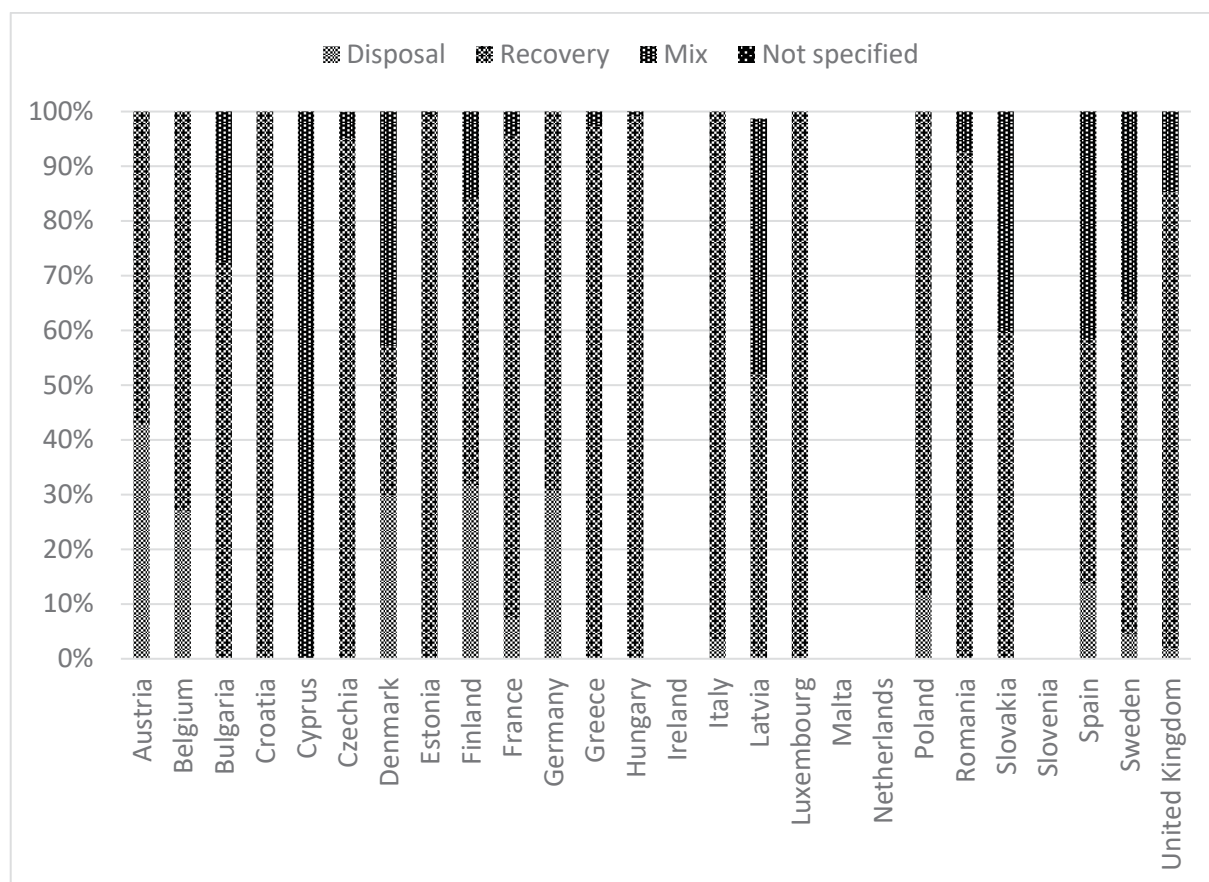
Table 4-35: Treatment of Hazardous Waste Shipped into Member States in 2019, in 1000 tonnes

Member State	Disposal	Recovery	Mix	Not specified	Total
Austria	80.85	107.67	0.00	0.00	188.52
Belgium	187.43	508.44	0.00	0.00	695.87
Bulgaria	0.00	51.99	19.88	0.00	71.87
Croatia	0.00	9.13	0.00	0.00	9.13
Cyprus	0.00	0.00	0.04	0.00	0.04
Czech Republic	0.00	51.10	2.58	0.00	53.69
Denmark	73.02	66.86	104.88	0.00	244.76
Estonia	0.02	61.03	0.39	0.00	61.44
Finland	16.09	26.50	8.09	0.00	50.68
France	377.17	4,667.82	232.84	0.00	5,277.83
Germany	747.89	1,682.44	0.00	0.00	2,430.33
Greece	0.00	73.57	2.03	0.00	75.60
Hungary	0.00	15.49	0.14	0.00	15.63
Ireland	:	:	:	:	:
Italy	4.08	108.59	0.00	0.00	112.67
Latvia	0.00	0.40	0.36	0.00	0.77
Lithuania	0.00	1.79	9.17	0.00	10.96
Luxembourg	0.11	22.67	0.00	0.00	22.78
Malta	:	:	:	:	:
Netherlands	:	:	:	:	:
Poland	19.89	150.88	0.00	0.00	170.77
Portugal	38.07	93.57	41.30	0.00	172.95
Romania	0.00	6.44	0.52	0.00	6.96
Slovakia	0.00	11.97	8.08	0.00	20.05
Slovenia	0.00	0.00	0.00	0.00	0.00
Spain	55.08	182.48	169.10	0.00	406.67
Sweden	10.96	147.45	83.23	0.00	241.63
United Kingdom	2.79	122.46	21.62	0.00	146.87
EU-13	19.91	360.23	41.18	0.00	421.31
EU-15	1,593.54	7,810.51	663.10	0.00	10,067.14
EU-27	1,610.66	8,048.28	682.65	0.00	10,341.59
EU-27 + UK	1,613.44	8,170.74	704.27	0.00	10,488.46

“:” = Not available

The term “Mix” refers to notifications of waste where a mix of Recovery and Disposal codes have been used to classify the treatment. The term “Not specified” refers to notifications of waste where the treatment type is not reported.

Figure 4-24: Treatment of Hazardous Waste Shipped into Member States in 2019, in % distribution



The term “Mix” refers to notifications of waste where a mix of Recovery and Disposal codes have been used to classify the treatment. The term “Not specified” refers to notifications of waste where the treatment type is not reported.

Table 4-36: Treatment of Hazardous Waste Shipped into Member States in 2018, in 1000 tonnes

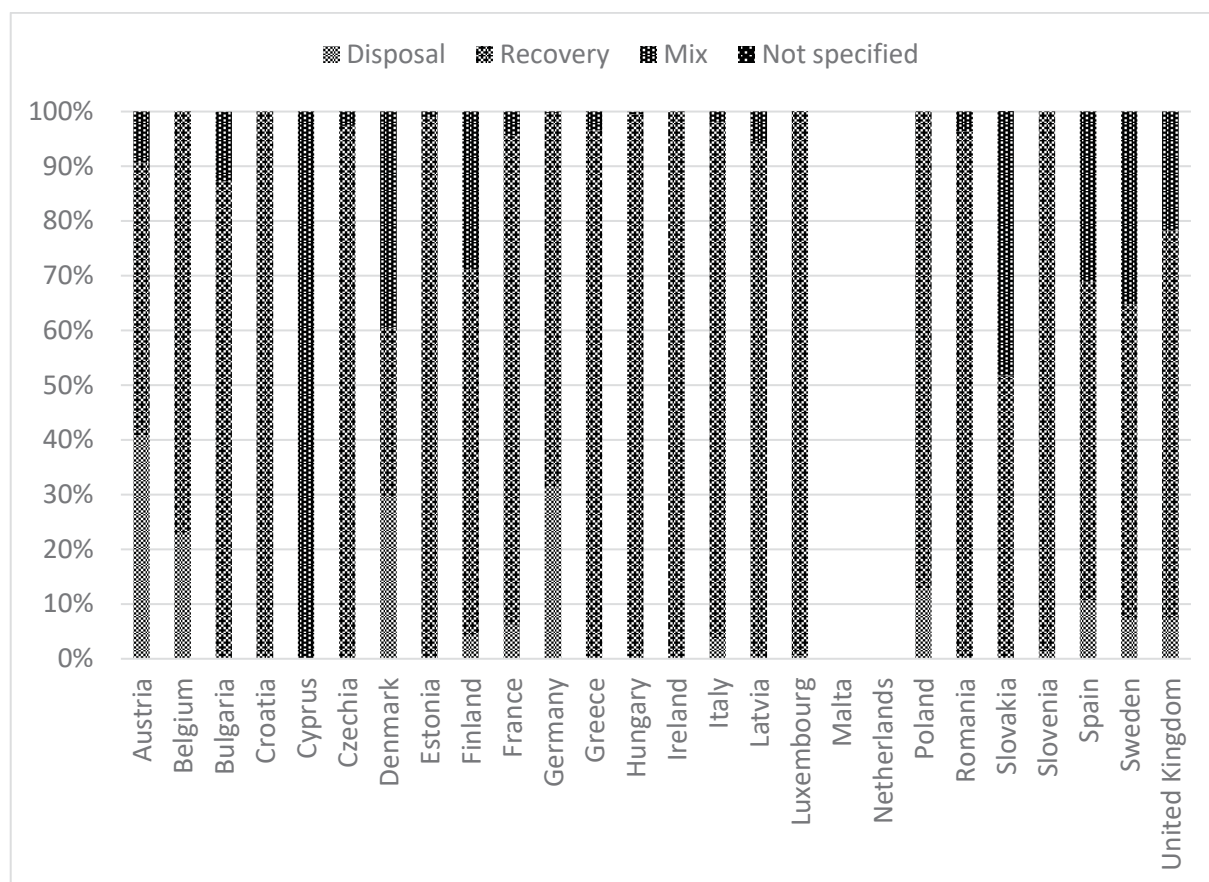
Member State	Disposal	Recovery	Mix	Not specified	Total
Austria	69.70	84.99	16.00	0.00	170.69
Belgium	144.66	489.23	0.00	0.00	633.90
Bulgaria	0.00	48.34	7.03	0.00	55.38
Croatia	0.00	10.37	0.00	0.00	10.37
Cyprus	0.00	0.00	0.89	0.00	0.89
Czech Republic	0.00	87.91	2.37	0.00	90.28
Denmark	62.10	64.86	82.97	0.00	209.93
Estonia	0.02	22.98	0.24	0.00	23.24
Finland	1.63	27.25	11.73	0.00	40.61
France	297.75	4,392.81	210.47	0.00	4,901.03
Germany	826.97	1,805.47	8.02	0.00	2,640.46
Greece	0.00	72.16	2.58	0.00	74.74
Hungary	0.00	21.33	0.10	0.00	21.44
Ireland	0.00	4.56	0.00	0.00	4.56

Italy	2.72	67.17	1.42	0.00	71.30
Latvia	0.00	13.22	0.83	0.00	14.05
Lithuania	0.00	0.96	6.84	0.00	7.80
Luxembourg	0.11	17.85	0.00	0.00	17.95
Malta	:	:	:	:	:
Netherlands	:	:	:	:	:
Poland	25.38	172.65	0.00	0.00	198.03
Portugal	22.16	78.14	56.32	0.00	156.62
Romania	0.00	8.73	0.33	0.00	9.06
Slovakia	0.00	11.60	10.82	0.00	22.41
Slovenia	0.45	34.47	0.00	0.00	34.92
Spain	30.57	167.61	89.43	0.00	287.61
Sweden	15.66	127.90	78.16	0.00	221.71
United Kingdom	12.36	124.79	38.06	0.00	175.21
EU-13	25.86	432.56	29.45	0.00	487.87
EU-15	1,486.39	7,524.79	595.16	0.00	9,606.33
EU-27	1,499.89	7,832.56	586.55	0.00	9,919.00
EU-27 + UK	1,512.25	7,957.35	624.61	0.00	10,094.20

“:” = Not available

The term “Mix” refers to notifications of waste where a mix of Recovery and Disposal codes have been used to classify the treatment. The term “Not specified” refers to notifications of waste where the treatment type is not reported.

Figure 4-25: Treatment of Hazardous Waste Shipped into Member States in 2018, in % distribution



The term “Mix” refers to notifications of waste where a mix of Recovery and Disposal codes have been used to classify the treatment. The term “Not specified” refers to notifications of waste where the treatment type is not reported.

Table 4-37: Treatment of Hazardous Waste Shipped into Member States in 2017, in 1000 tonnes

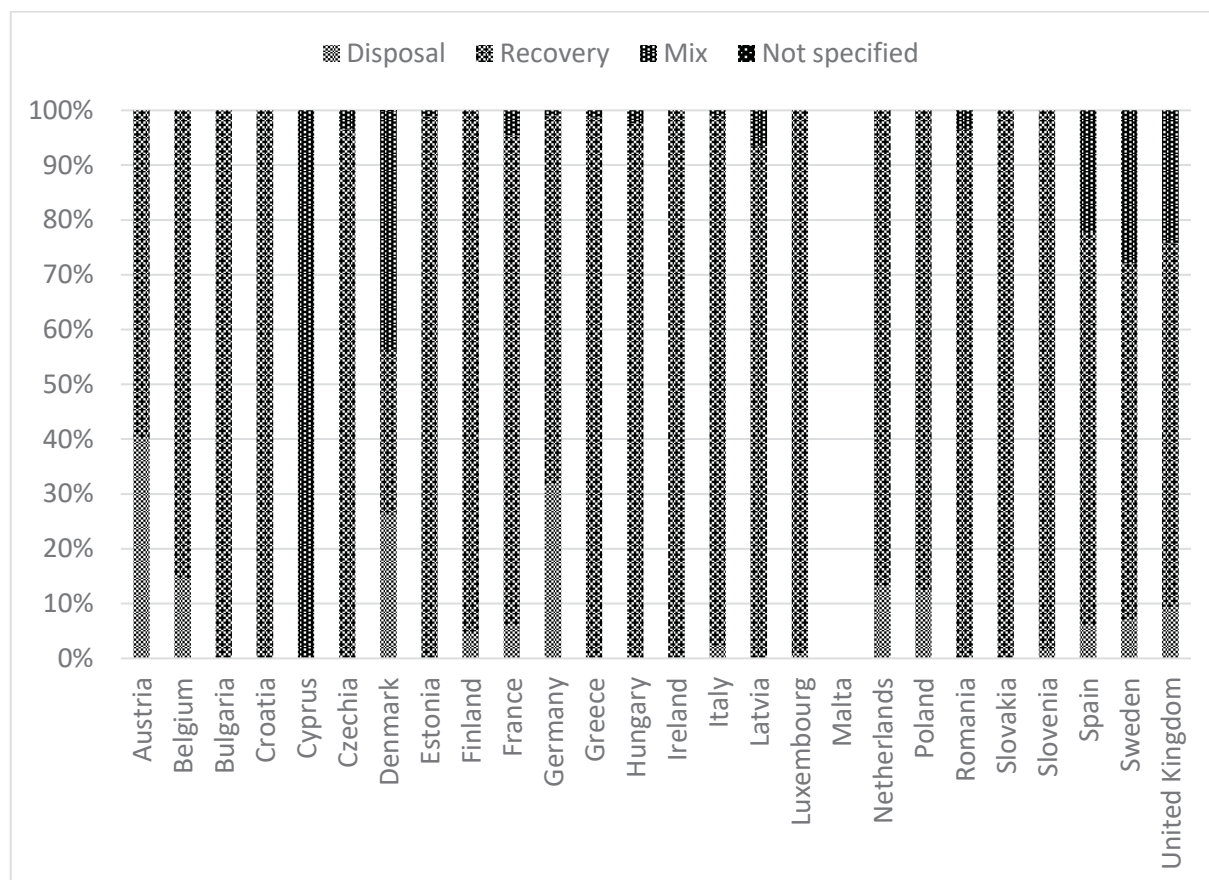
Member State	Disposal	Recovery	Mix	Not specified	Total
Austria	60.67	90.67	0.00	0.00	151.34
Belgium	85.28	494.64	0.00	0.00	579.92
Bulgaria	0.00	68.52	0.00	0.00	68.52
Croatia	0.00	3.82	0.00	0.00	3.82
Cyprus	0.00	0.00	0.06	0.00	0.06
Czech Republic	0.00	84.88	3.08	0.00	87.96
Denmark	58.89	68.04	98.66	0.09	225.68
Estonia	0.02	20.19	0.23	0.00	20.44
Finland	1.31	28.00	0.00	0.00	29.31
France	242.65	3,585.15	183.90	0.00	4,011.69
Germany	852.16	1,807.70	24.82	0.00	2,684.68
Greece	0.00	52.56	0.72	0.00	53.28
Hungary	0.00	3.80	0.09	0.00	3.89
Ireland	0.00	2.55	0.00	0.00	2.55

Italy	3.31	140.97	1.23	0.00	145.51
Latvia	0.00	10.74	0.75	0.00	11.49
Lithuania	0.00	0.60	6.85	0.00	7.45
Luxembourg	0.13	13.96	0.00	0.00	14.09
Malta	:	:	:	:	:
Netherlands	141.36	932.72	0.00	0.00	1,074.09
Poland	27.90	198.20	0.00	0.00	226.10
Portugal	0.98	41.42	56.00	0.00	98.40
Romania	0.00	9.81	0.36	0.00	10.17
Slovakia	0.00	1.70	0.00	0.00	1.70
Slovenia	0.47	34.11	0.00	0.00	34.58
Spain	12.57	150.36	46.89	0.00	209.82
Sweden	13.93	131.54	56.24	0.00	201.72
United Kingdom	14.79	105.73	38.64	0.00	159.16
EU-13	28.39	436.37	11.43	0.00	476.19
EU-15	1,488.03	7,646.02	507.09	0.09	9,641.24
EU-27	1,501.62	7,976.66	479.88	0.09	9,958.26
EU-27 + UK	1,516.42	8,082.39	518.52	0.09	10,117.42

“:” = Not available

The term “Mix” refers to notifications of waste where a mix of Recovery and Disposal codes have been used to classify the treatment. The term “Not specified” refers to notifications of waste where the treatment type is not reported.

Figure 4-26: Treatment of Hazardous Waste Shipped into Member States in 2017, in % distribution



The term “Mix” refers to notifications of waste where a mix of Recovery and Disposal codes have been used to classify the treatment. The term “Not specified” refers to notifications of waste where the treatment type is not reported.

Table 4-38: Treatment of Hazardous Waste Shipped into Member States in 2016, in 1000 tonnes

Member State	Disposal	Recovery	Mix	Not specified	Total
Austria	59.49	88.69	0.00	0.00	148.18
Belgium	108.41	504.29	0.00	0.00	612.70
Bulgaria	0.00	29.84	0.00	0.00	29.84
Croatia	0.00	2.49	0.00	0.00	2.49
Cyprus	0.00	0.00	0.05	0.00	0.05
Czech Republic	0.00	77.19	2.09	0.00	79.28
Denmark	87.22	53.90	158.60	0.00	299.71
Estonia	0.01	23.10	0.36	0.00	23.47
Finland	10.77	28.44	0.00	0.00	39.21
France	82.48	2,333.50	98.58	0.00	2,514.56
Germany	912.68	1,728.21	33.07	0.00	2,673.96
Greece	0.00	27.06	0.06	0.00	27.11

Hungary	0.00	17.31	0.05	0.00	17.36
Ireland	0.00	3.51	0.00	0.00	3.51
Italy	3.89	54.46	1.85	0.00	60.19
Latvia	0.00	6.45	0.51	0.00	6.96
Lithuania	0.00	0.45	4.81	0.00	5.26
Luxembourg	0.06	13.56	0.00	0.00	13.62
Malta	0.00	0.00	0.00	0.00	0.00
Netherlands	387.99	1,066.67	0.00	0.00	1,454.65
Poland	29.96	170.13	0.10	0.00	200.19
Portugal	0.61	28.85	95.42	0.00	124.87
Romania	0.00	16.31	1.01	0.00	17.32
Slovakia	0.00	1.38	0.00	0.00	1.38
Slovenia	0.27	34.00	0.00	0.00	34.27
Spain	9.76	162.15	26.27	0.12	198.30
Sweden	9.03	162.19	55.40	0.00	226.62
United Kingdom	7.28	99.94	5.43	0.00	112.64
EU-13	30.24	378.65	8.99	0.00	417.87
EU-15	1,679.64	6,355.42	474.66	0.12	8,509.85
EU-27	1,702.60	6,634.14	478.22	0.12	8,815.08
EU-27 + UK	1,709.88	6,734.07	483.65	0.12	8,927.72

The term “Mix” refers to notifications of waste where a mix of Recovery and Disposal codes have been used to classify the treatment. The term “Not specified” refers to notifications of waste where the treatment type is not reported.

Figure 4-27: Treatment of Hazardous Waste Shipped into Member States in 2016, in % distribution

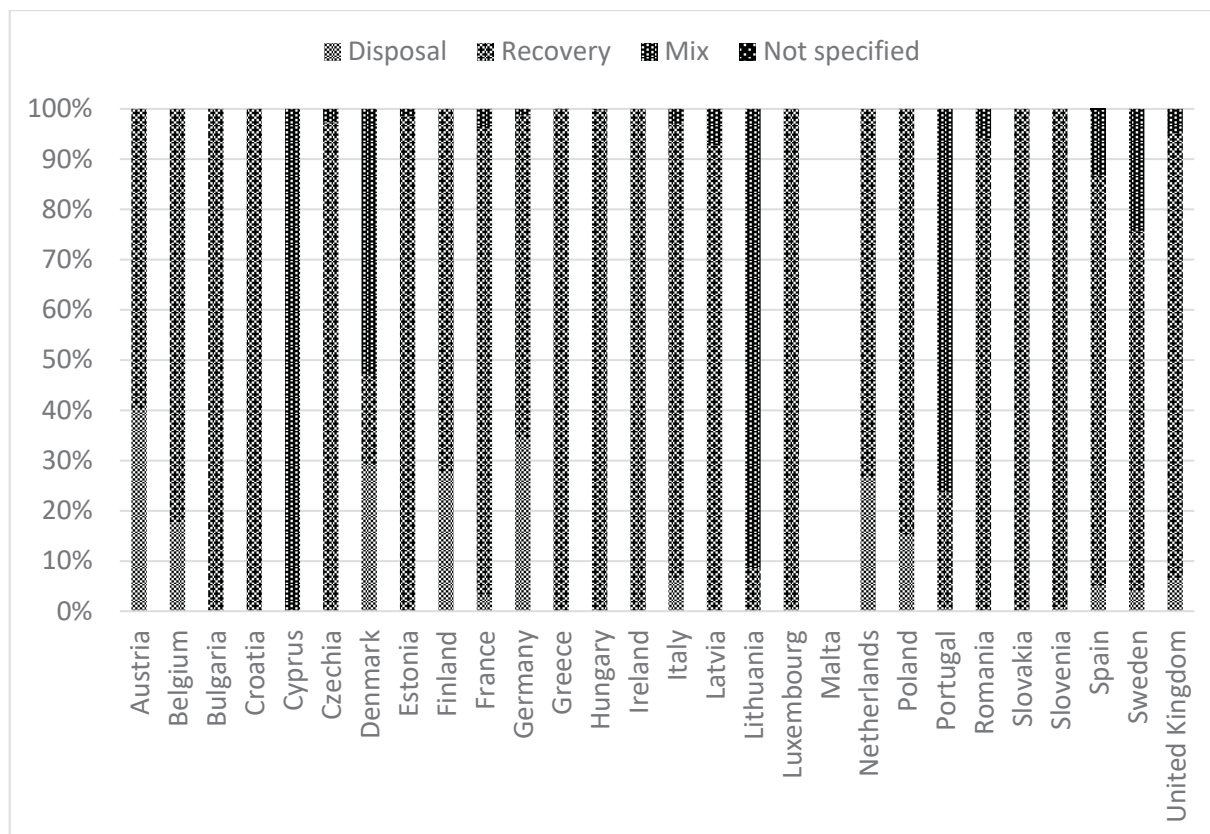


Table 4-39: All Hazardous Waste and Other Notified Wastes Shipped into EU-groups, 2001-2019, in 1000 tonnes

To	Year	From				Total
		EU-27 + UK	EFTA	OECD (non-EFTA)	Non-OECD	
EU-27 + UK	2001	6,610	675	31	33	7,348
	2002	7,421	669	12	141	8,242
	2003	8,577	1,052	130	227	9,987
	2004	10,195	680	77	80	11,033
	2005	9,237	1,089	15	88	10,429
	2006	10,653	1,634	27	69	12,383
	2007	11,907	1,384	53	79	13,424
	2008	10,606	1,598	77	219	12,500
	2009	12,168	1,792	40	190	14,190
	2010	11,501	2,121	54	269	13,946
	2011	13,177	2,566	113	190	16,045
	2012	13,441	3,260	93	294	17,089
	2013	14,179	3,927	87	240	18,433
	2014	19,130	4,978	91	178	24,377
	2015	18,655	4,495	186	314	23,650
	2016	21,369	4,509	114	152	26,143
	2017	20,147	5,135	90	350	25,722
2018	16,612	5,419	87	199	22,318	
2019	17,234	5,441	62	293	23,030	

Figure 4-28: All Hazardous Waste and Other Notified Wastes Shipped into EU-groups, 2001-2019, in 1000 tonnes

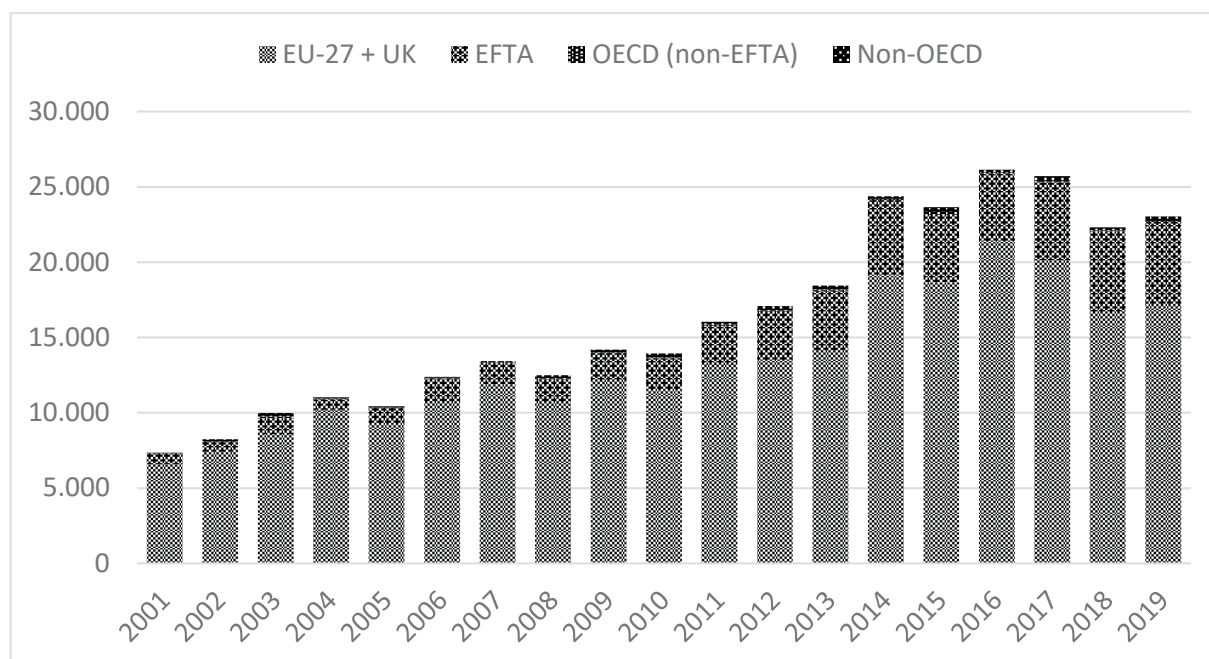
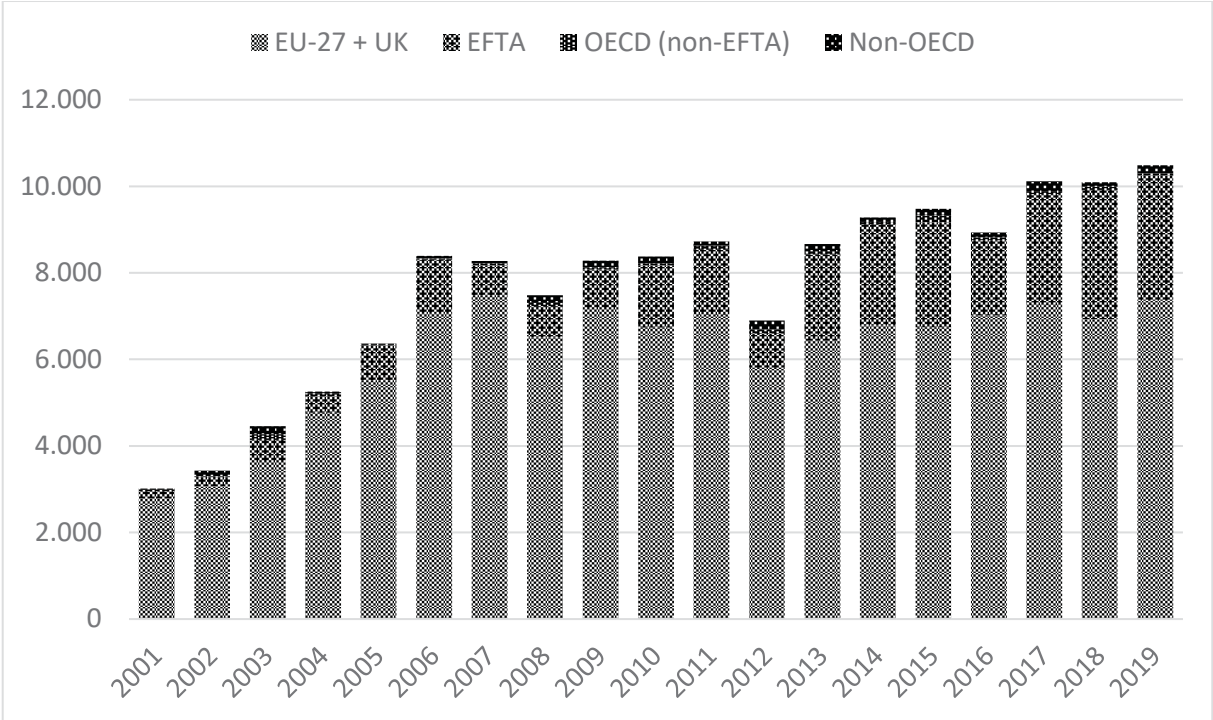


Table 4-40: All Hazardous Waste Shipped into EU-groups, 2001-2019, in 1000 tonnes

To	Year	From				Total
		EU-27 + UK	EFTA	OECD (non-EFTA)	Non-OECD	
EU-27 + UK	2001	2,784	173	30	29	3,016
	2002	3,070	221	10	129	3,430
	2003	3,632	511	128	186	4,456
	2004	4,767	381	73	36	5,257
	2005	5,511	813	13	32	6,370
	2006	7,067	1,238	25	63	8,392
	2007	7,486	688	51	51	8,276
	2008	6,508	723	76	176	7,483
	2009	7,168	910	40	161	8,279
	2010	6,733	1,438	53	152	8,377
	2011	7,034	1,498	98	96	8,727
	2012	5,803	807	78	211	6,898
	2013	6,434	1,989	77	165	8,665
	2014	6,780	2,327	71	101	9,279
	2015	6,743	2,426	160	150	9,479
	2016	7,014	1,740	71	104	8,928
	2017	7,256	2,567	51	244	10,117
	2018	6,930	2,989	70	104	10,094
	2019	7,358	2,892	43	195	10,488

Figure 4-29: All Hazardous Waste Shipped into EU-groups, 2001-2019, in 1000 tonnes



4.4 Import and Export of Waste from and to Countries Outside the EU

Table 4-41: Top Treatment (Recovery) of All Notified Waste Exported by EU Member States, 2001-2019, in 1000 tonnes

Recovery Code	Waste Treatment	2001	2003	2005	2007	2009	2010	2011	2012	2013	2014	2015	2016	2017	2018	2019
R1	Use as a fuel (other than in direct incineration) or other means to generate energy	792	1,314	1,527	1,945	2,182	2,691	3,144	4,719	6,332	8,040	7,444	7,771	9,244	7,594	7,209
R5	Recycling/reclamation of other inorganic materials	576	1,074	1,284	1,911	1,349	1,647	2,195	1,990	2,173	3,045	3,186	4,833	6,167	6,543	5,321
R4	Recycling/reclamation of metals and metal compounds	1,378	1,424	1,299	1,690	1,370	1,696	3,125	2,129	1,827	2,430	1,807	2,022	2,261	2,271	2,225
R3	Recycling/reclamation of organic substances which are not used as solvents	1,335	1,416	1,151	1,457	944	1,222	1,181	1,321	1,294	1,506	1,376	1,326	1,947	1,700	1,861
Mix	Mix of 2 or more R and D codes	339	554	423	395	570	1,135	885	677	1,374	1,318	1,730	1,976	2,127	2,491	1,768
R12	Exchange of wastes for submission to any of the operations numbered R1-R11	33	123	215	284	620	579	869	792	858	970	948	859	973	897	1,448
R10	Land treatment resulting in benefit to agriculture or ecological improvement	6	149	93	89	1,680	196	63	53	43	74	128	193	206	154	249
R13	Accumulation of material intended for any operation in Section B	387	771	471	249	155	64	96	67	143	135	51	15	52	257	90
R9	Used oil re-refining or other reuses of previously used oil	124	91	163	256	197	223	239	245	304	344	280	266	299	286	263

Recovery Code	Waste Treatment	2001	2003	2005	2007	2009	2010	2011	2012	2013	2014	2015	2016	2017	2018	2019
R11	Uses of residual materials obtained from any of the operations numbered R1-R10	50	38	184	58	9	132	54	96	94	119	157	113	308	36	52
R2	Solvent reclamation/regeneration	51	55	62	80	78	69	67	67	92	82	87	76	86	85	68
R6	Regeneration of acids or bases	112	79	54	43	22	25	20	17	24	32	19	18	22	9	7
R7	Recovery of components used for pollution abatement	11	22	17	44	32	88	22	23	24	21	21	21	25	22	22
R8	Recovery of components from catalysts	10	8	7	14	9	16	15	18	16	19	25	16	18	21	31
Not specified	The exact R code is not specified	33	122	13	67	10	12	5	7	44	6	3	0	10	0	0
Total		4,865	6,563	6,528	8,121	8,648	8,648	11,091	11,536	13,224	16,818	15,527	17,528	21,608	19,874	18,846

Waste reporting, where it could not be determined whether the waste was subject to recovery or disposal treatment, are excluded from this table.

Table 4-42: Top Treatment (Disposal) of All Notified Waste Exported by EU Member States, 2001-2019, in 1000 tonnes

Disposal Code Corrected	Waste Treatment	2001	2003	2005	2007	2009	2010	2011	2012	2013	2014	2015	2016	2017	2018	2019
D10	Incineration on land	538	684	896	993	1,548	1,498	1,480	1,491	1,406	1,115	1,055	1,009	1,012	662	512
D1	Deposit into or onto land, (e.g., landfill, etc.)	172	155	413	626	750	471	572	624	485	473	621	654	737	710	777
D9	Physico chemical treatment not specified elsewhere in this Annex which results in final compounds or mixtures which are discarded by means of any of the operations in Section A, (e.g., evaporation, drying, calcination, neutralization, precipitation, etc.)	214	245	404	283	160	180	179	189	189	145	97	167	299	250	230

Disposal Code Corrected	Waste Treatment	2001	2003	2005	2007	2009	2010	2011	2012	2013	2014	2015	2016	2017	2018	2019
Mix	Mix of 2 or more R and D codes	339	554	423	395	570	1,135	885	677	1,374	1,318	1,730	1,976	2,127	2,491	1,768
D5	Specially engineered landfill, (e.g., placement into lined discrete cells which are capped and isolated from one another and the environment, etc.)	5	48	120	20	20	24	76	146	79	181	185	161	25	107	49
D8	Biological treatment not specified elsewhere in this Annex which results in final compounds or mixtures which are discarded by means of any of the operations in Section A	36	57	65	130	26	15	83	185	186	211	131	99	168	96	129
D12	Permanent storage (e.g., emplacement of containers in a mine, etc.)	69	60	52	70	51	71	24	33	66	65	34	30	44	47	40
D15	Storage pending any of the operations in Section A	8	4	49	1	0	1	31	81	7	5	10	1	3	1	2
D13	Blending or mixing prior to submission to any of the operations in Section A	26	55	44	22	5	4	6	18	3	1	5	5	9	6	8
D14	Repackaging prior to submission to any of the operations in Section A	0	0	1	19	1	3	5	3	2	0	0	0	0	0	0
D4	The exact D code is not specified	2	4	2	0	1	0	1	0	0	1	0	0	0	0	0
Not specified	No R or D code reported by the Member State	33	122	13	67	10	12	5	7	44	6	3	0	10	0	0
D2	Land treatment, (e.g., biodegradation of liquid or sludgy discards in soils, etc.)	0	1	0	0	0	0	0	0	0	0	4	0	12	0	0
D6	Release into a water body except seas/oceans	0	0	2	0	0	1	0	0	18	0	0	0	0	0	0

Disposal Code Corrected	Waste Treatment	2001	2003	2005	2007	2009	2010	2011	2012	2013	2014	2015	2016	2017	2018	2019
D3	Deep injection, (e.g., injection of pumpable discards into wells, salt domes of naturally occurring repositories, etc.)	0	1	0	0	0	0	0	0	0	0	0	0	0	0	0
D11	Incineration at sea	0	0	0	0	0	0	0	0	0	0	0	0	0	0	0
Total		1,071	1,386	1,948	2,221	2,621	2,424	2,566	2,785	2,387	2,125	2,005	2,106	2,398	1,990	1,789

Figure 4-30: Top Treatment of all Notified Waste Exported by EU Member States, 2016-2019, in 1000 tonnes

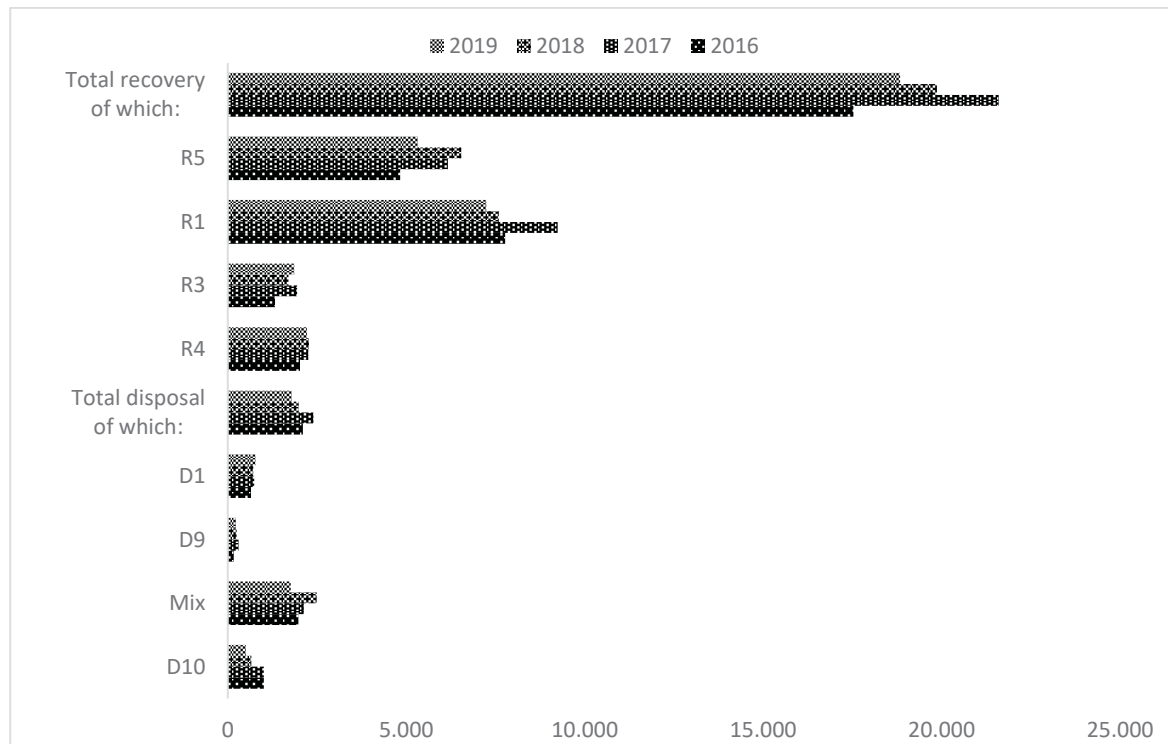


Table 4-43: Shipments for Disposal of Y46 from a Member State to Different Destinations, 2016-2017, in tonnes

Shipment of Y46	2016								2017							
	Disposal operation D1 (e.g. landfill)				Other disposal operation				Disposal operation D1 (e.g. landfill)				Other disposal operation			
Member State Shipped from	EU MS	EFTA	OECD (non-EFTA)	Non-OECD	EU MS	EFTA	OECD (non-EFTA)	Non-OECD	EU MS	EFTA	OECD (non-EFTA)	Non-OECD	EU MS	EFTA	OECD (non-EFTA)	Non-OECD
Austria	0	0	0	0	5,565.5	11,629.6	0	0	0	0	0	0	0	786.5	0	0
Belgium	0	0	0	0	0	0	0	0	0	0	0	0	0	0	0	0
Bulgaria	0	0	0	0	0	0	0	0	0	0	0	0	0	0	0	0
Croatia	0	0	0	0	0	0	0	0	0	0	0	0	0	0	0	0
Cyprus	0	0	0	0	0	0	0	0	0	0	0	0	0	0	0	0
Czech Republic	0	0	0	0	0	0	0	0	0	0	0	0	0	0	0	0
Denmark	0	0	0	0	0	0	0	0	0	0	0	0	0	0	0	0
Estonia	0	0	0	0	0	0	0	0	0	0	0	0	0	0	0	0
Finland	0	0	0	0	0	0	0	0	0	0	0	0	0	0	0	0
France	0	150.02	0	0	571.1	0	0	0	0	0	0	0	0	1,506.2	0	0
Germany	0	0	0	0	0	159,252.3	0	0	0	0	0	0	0	155,975.73	0	0
Greece	0	0	0	0	0	0	0	0	0	0	0	0	0	0	0	0
Hungary	0	0	0	0	0	0	0	0	0	0	0	0	0	0	0	0
Ireland	0	0	0	0	2,421.87	0	0	0	0	0	0	0	0	0	0	0
Italy	0	0	0	0	0	0	0	0	0	0	0	0	0	0	0	0
Latvia	0	0	0	0	0	0	0	0	0	0	0	0	0	0	0	0
Lithuania	0	0	0	0	0	0	0	0	0	0	0	0	0	0	0	0

Shipment of Y46	2016								2017							
	Disposal operation D1 (e.g. landfill)				Other disposal operation				Disposal operation D1 (e.g. landfill)				Other disposal operation			
Member State Shipped from	EU MS	EFTA	OECD (non-EFTA)	Non-OECD	EU MS	EFTA	OECD (non-EFTA)	Non-OECD	EU MS	EFTA	OECD (non-EFTA)	Non-OECD	EU MS	EFTA	OECD (non-EFTA)	Non-OECD
Luxembourg	0	0	0	0	0	0	0	0	0	0	0	0	0	0	0	0
Malta	0	0	0	0	0	0	0	0	0	0	0	0	0	0	0	0
Netherlands	0	0	0	0	24.84	0	0	0	0	0	0	0	0	0	0	0
Poland	0	0	0	0	0	0	0	0	0	0	0	0	0	0	0	0
Portugal	0	0	0	0	0	0	0	0	0	0	0	0	0	0	0	0
Romania	0	0	0	0	0	0	0	0	0	0	0	0	0	0	0	0
Slovakia	0	0	0	0	0	0	0	0	0	0	0	0	0	0	0	0
Slovenia	0	0	0	0	0	0	0	0	0	0	0	0	0	0	0	0
Spain	0	0	0	0	0	0	0	0	0	0	0	0	0	0	0	0
Sweden	479.77	0	0	0	0	0	0	0	0	0	0	0	0	0	0	0
United Kingdom	0	0	0	0	0	0	0	0	0	0	0	0	0	0	0	0
Total	479.77	150.02	0	0	8,523.25	170,881.9	0	0	0	0	0	0	0	158,268.43	0	0

Table 4-44: Shipments for Disposal of Y46 from a Member State to Different Destinations, 2018-2019, in tonnes

Shipment of Y46	2018		2019	
	Disposal operation D1 (e.g. landfill)	Other disposal operation	Disposal operation D1 (e.g. landfill)	Other disposal operation

Member State Shipped form																
	EU MS	EFTA	OECD (non-EFTA)	Non-OECD	EU MS	EFTA	OECD (non-EFTA)	Non-OECD	EU MS	EFTA	OECD (non-EFTA)	Non-OECD	EU MS	EFTA	OECD (non-EFTA)	Non-OECD
Austria	0	0	0	0	0	0	0	0	0	0	0	0	0	436.1	0	0
Belgium	0	0	0	0	0	0	0	0	0	0	0	0	0	0	0	0
Bulgaria	0	0	0	0	0	0	0	0	0	0	0	0	0	0	0	0
Croatia	0	0	0	0	0	0	0	0	0	0	0	0	0	0	0	0
Cyprus	0	0	0	0	0	0	0	0	0	0	0	0	0	0	0	0
Czech Republic	0	0	0	0	0	0	0	0	0	0	0	0	0	0	0	0
Denmark	0	0	0	0	0	0	0	0	0	0	0	0	0	0	0	0
Estonia	0	0	0	0	0	0	0	0	0	0	0	0	0	0	0	0
Finland	0	0	0	0	0	0	0	0	0	0	0	0	0	0	0	0
France	0	0	0	0	0	1,433.69	0	0	0	0	0	0	33.04	1,213.86	0	0
Germany	0	0	0	0	17.42	45,646.03	0	0	0	0	0	0	0	12,532.17	0	0
Greece	0	0	0	0	0	0	0	0	0	0	0	0	0	0	0	0
Hungary	0	0	0	0	0	0	0	0	0	0	0	0	0	0	0	0
Ireland	0	0	0	0	0	0	0	0	0	0	0	0	0	0	0	0
Italy	8,216.24	0	0	0	0	0	0	0	71,660.9	0	0	0	0	0	0	0
Latvia	0	0	0	0	0	0	0	0	0	0	0	0	0	0	0	0
Lithuania	0	0	0	0	0	0	0	0	0	0	0	0	0	0	0	0
Luxembourg	0	0	0	0	0	0	0	0	0	0	0	0	0	0	0	0
Malta	0	0	0	0	0	0	0	0	0	0	0	0	0	0	0	0
Netherlands	9,809.89	0	0	0	0	0	0	0	48,795.72	0	0	0	0	0	0	0
Poland	0	0	0	0	0	0	0	0	0	0	0	0	0	0	0	0

Shipment of Y46	2018								2019							
	Disposal operation D1 (e.g. landfill)				Other disposal operation				Disposal operation D1 (e.g. landfill)				Other disposal operation			
Member State Shipped from	EU MS	EFTA	OECD (non-EFTA)	Non-OECD	EU MS	EFTA	OECD (non-EFTA)	Non-OECD	EU MS	EFTA	OECD (non-EFTA)	Non-OECD	EU MS	EFTA	OECD (non-EFTA)	Non-OECD
Portugal	0	0	0	0	0	0	0	0	0	0	0	0	0	0	0	0
Romania	0	0	0	0	0	0	0	0	0	0	0	0	0	0	0	0
Slovakia	0	0	0	0	0	0	0	0	0	0	0	0	0	0	0	0
Slovenia	0	0	0	0	0	0	0	0	0	0	0	0	0	0	0	0
Spain	0	0	0	0	0	0	0	0	0	0	0	0	0	0	0	0
Sweden	167.28	0	0	0	0	0	0	0	807.08	0	0	0	0	0	0	0
United Kingdom	0	0	0	0	0	0	0	0	0	0	0	0	0	0	0	0
Total	18,193.41	0	0	0	17.42	47,079.72	0	0	121,263.70	0	0	0	33.04	14,182.13	0	0

Table 4-45: Shipments for Recovery (R1 use as fuel) of Y46 from a Member State to Different Destinations, 2016-2017, in 1000 tonnes

Shipment of Y46	2016				2017				2018				2019			
	EU MS	EFTA	OECD (non-EFTA)	Non-OECD	EU MS	EFTA	OECD (non-EFTA)	Non-OECD	EU MS	EFTA	OECD (non-EFTA)	Non-OECD	EU MS	EFTA	OECD (non-EFTA)	Non-OECD
Austria	3.3	2.1	2.0	0.6	73.9	64.5	64.2	84.8	0.0	0.0	0.0	0.0	0.0	0.0	0.0	0.0
Belgium	15.5	28.5	17.3	4.4	0.0	0.0	0.0	0.0	0.0	0.0	0.0	0.0	0.0	0.0	0.0	0.0
Bulgaria	0.0	0.0	0.0	0.0	0.0	0.0	0.0	0.0	0.0	0.0	0.0	0.0	0.0	0.0	0.0	0.0
Croatia	0.0	0.0	0.0	0.0	0.0	0.0	0.0	0.0	0.0	0.0	0.0	0.0	0.0	0.0	0.0	0.0
Cyprus	0.0	0.0	0.0	0.0	0.0	0.0	0.0	0.0	0.0	0.0	0.0	0.0	0.0	0.0	0.0	0.0
Czech Republic	0.0	0.0	0.0	0.0	0.0	0.0	0.0	0.0	0.0	0.0	0.0	0.0	0.0	0.0	0.0	0.0
Denmark	0.0	0.0	0.0	0.0	0.0	0.0	0.0	0.0	0.0	0.0	0.0	0.0	0.0	0.0	0.0	0.0
Estonia	0.0	0.0	0.0	0.0	0.0	0.0	0.0	0.0	0.0	0.0	0.0	0.0	0.0	0.0	0.0	0.0
Finland	50.6	48.0	56.8	0.0	0.0	0.0	0.0	0.0	0.0	0.0	0.0	0.0	0.0	0.0	0.0	0.0
France	22.1	78.8	76.9	70.6	0.6	0.0	0.0	0.0	0.0	0.0	0.0	0.0	0.0	0.0	0.0	0.0
Germany	8.3	4.1	45.7	39.4	2.2	3.2	118.5	144.7	0.0	0.0	0.0	0.0	0.0	0.0	0.0	0.0
Greece	0.0	0.0	0.0	0.0	0.0	0.0	0.0	0.0	0.0	0.0	0.0	0.0	0.0	0.0	0.0	0.0
Hungary	0.0	0.0	0.0	0.0	0.0	0.0	0.0	0.0	0.0	0.0	0.0	0.0	0.0	0.0	0.0	0.0
Ireland	273.5	274.9	246.0	0.0	0.0	0.0	0.0	0.0	0.0	0.0	0.0	0.0	0.0	0.0	0.0	0.0
Italy	15.2	53.9	14.1	31.3	0.0	0.0	0.0	0.0	0.0	0.0	0.0	0.0	0.0	0.0	0.0	0.0
Latvia	0.0	0.0	0.0	0.0	0.0	0.0	0.0	0.0	0.0	0.0	0.0	0.0	0.0	0.0	0.0	0.0

Shipment of Y46	2016				2017				2018				2019			
Lithuania	0.0	0.0	0.0	0.0	0.0	0.0	0.0	0.0	0.0	0.0	0.0	0.0	0.0	0.0	0.0	0.0
Luxembourg	0.0	0.0	0.0	0.0	0.0	0.0	0.0	0.0	0.0	0.0	0.0	0.0	0.0	0.0	0.0	0.0
Malta	0.0	0.0	0.0	0.0	0.0	0.0	0.0	0.0	0.0	0.0	0.0	0.0	0.0	0.0	0.0	0.0
Netherlands	453.6	475.0	0.0	0.0	0.0	0.0	0.0	0.0	0.0	0.0	0.0	0.0	0.0	0.0	0.0	0.0
Poland	0.0	0.0	0.0	0.0	0.0	0.0	0.0	0.0	0.0	0.0	0.0	0.0	0.0	0.0	0.0	0.0
Portugal	0.0	0.0	0.0	0.0	0.0	0.0	0.0	0.0	0.0	0.0	0.0	0.0	0.0	0.0	0.0	0.0
Romania	0.0	0.0	0.0	0.0	0.0	0.0	0.0	0.0	0.0	0.0	0.0	0.0	0.0	0.0	0.0	0.0
Slovakia	0.0	0.0	0.0	0.0	0.0	0.0	0.0	0.0	0.0	0.0	0.0	0.0	0.0	0.0	0.0	0.0
Slovenia	0.0	0.0	0.0	0.0	0.0	0.0	0.0	0.0	0.0	0.0	0.0	0.0	0.0	0.0	0.0	0.0
Spain	0.0	0.0	0.0	0.0	0.0	0.0	0.0	0.0	0.0	0.0	0.0	0.0	0.0	0.0	0.0	0.0
Sweden	0.0	0.0	0.0	0.0	0.0	0.0	0.0	0.0	0.0	0.0	0.0	0.0	0.0	0.0	0.0	0.0
United Kingdom	3153.9	3057.0	3.0	2079.2	140.0	154.8	0.0	63.5	0.0	0.0	0.0	0.0	0.0	0.0	0.0	0.0
Total	3996.0	4022.3	462.0	2225.5	216.6	222.6	182.7	293.1	0.0	0.0	0.0	0.0	0.0	0.0	0.0	0.0

Table 4-46: Import and Export of Hazardous Waste from and to Countries outside the EU, 2001-2019, in tonnes

	Country group	2001	2003	2005	2007	2009	2010	2011	2012	2013	2014	2015	2016	2017	2018	2019	
Import into EU	Disposal	EFTA	46,721	58,863	242,782	273,169	156,541	87,061	184,789	321,269	392,041	395,367	243,876	184,121	178,187	190,907	257,097
		OECD (non-EFTA)	1,845	8,795	4,737	4,339	10,176	5,640	8,053	4,093	4,985	10,751	2,801	479	1,967	2,454	3,729
		Non-OECD	4,253	4,870	5,947	16,559	127,400	103,784	53,326	43,128	16,289	22,369	16,554	11,166	14,553	10,788	16,259
		Sub total	52,819	72,528	253,466	294,067	294,117	196,485	246,168	368,490	413,315	428,488	263,231	195,765	194,707	204,149	277,085
	Recovery	EFTA	89,894	410,592	528,519	244,141	361,443	804,877	1,157,124	278,854	1,356,947	1,720,275	1,901,556	1,299,316	2,155,312	2,548,977	2,365,760
		OECD (non-EFTA)	27,910	118,678	8,476	46,467	25,257	36,149	63,199	62,014	60,408	53,237	105,058	60,040	38,649	44,676	27,509
		Non-OECD	21,246	178,921	20,897	28,663	30,472	44,896	35,026	162,360	55,184	50,288	112,811	84,530	224,330	86,403	71,052
		Sub total	139,050	708,191	557,892	319,271	417,172	885,923	1,255,349	503,227	1,472,539	1,823,799	2,119,424	1,443,886	2,418,291	2,680,056	2,464,321
Total, Recovery + Disposal		191,869	780,719	811,358	613,338	711,289	1,082,408	1,501,518	871,717	1,885,854	2,252,287	2,382,655	1,639,651	2,612,998	2,884,205	2,741,406	
Export from EU	Disposal	EFTA	100,787	60,033	21,062	35,060	99,902	232,193	163,303	72,492	54,114	43,774	37,436	33,306	224,461	116,414	124,689
		OECD (non-EFTA)	0	0	0	0	0	0	0	0	0	0	0	0	0	400	0
		Non-OECD	240	8,171	37	188	20	0	0	0	0	20	0	0	0	0	0
		Sub total	101,027	68,204	21,099	35,248	99,922	232,193	163,303	72,492	54,114	43,794	37,436	33,306	224,461	116,814	124,689
	Recovery	EFTA	47,572	18,556	24,741	63,588	41,091	50,917	54,179	126,194	43,999	130,295	191,165	212,972	241,392	244,167	252,199
		OECD (non-EFTA)	9,132	44,220	5,856	6,193	7,385	3,912	44,844	28,573	86,930	204,411	35,867	62,422	98,871	60,771	129,517
		Non-OECD	12,238	60,632	91,384	91,716	45,674	0	150	485	113	235	0	19	57	0	0
		Sub total	68,942	123,408	121,981	161,497	94,150	54,829	99,172	155,252	131,042	334,941	227,032	275,413	340,319	304,938	381,716
Total, Recovery + Disposal		169,969	191,612	143,080	196,745	194,072	287,022	262,475	227,744	185,156	378,735	264,468	308,719	564,781	421,752	506,405	

¹ The Netherlands has provided information that in their Basel reports they have issued “other hazardous waste” for all waste which could not be classified otherwise, i.e. by using one of the Basel Convention’s Y-code (Y1 to Y47). However, hazardous waste (as defined by the European Waste List) has not been transported out of the EU to non-OECD countries. This illustrates a classification problem encountered by many Member States. Within the EU, the waste is predominately classified according to the European Waste List. As there is no unique relation between the EWL-codes and the Basel-codes, Member States have to find solutions for waste that cannot be classified by one of the Y-codes in the Basel Convention. ² The export in 2012 and 2016 from EU to non-OECD countries stems from export of waste from Croatia to Serbia. This shipment does not violate the Basel convention because Croatia was not an EU member state at the time when the shipment took place.

Table 4-47: Export of Hazardous Waste out of the EU to non-OECD Countries (all treatments), 2001-2019, in tonnes

Member State	Export to non-OECD countries														
	2001	2003	2005	2007	2009	2010	2011	2012	2013	2014	2015	2016	2017	2018	2019
Austria	0	0	0	0	0	0	0	0	0	0	0	0	0	0	0
Belgium	0	63	75	3,181	0	0	0	0	0	0	0	0	0	0	0
Bulgaria	0	0	0	0	0	0	0	0	0	0	0	0	0	0	0
Croatia	0	0	0	0	0	0	0	435	113	0	0	0	0	0	0
Cyprus	0	287	0	0	0	0	0	0	0	0	0	0	0	0	0
Czech Republic	0	0	0	0	0	0	0	0	0	0	0	0	0	0	0
Denmark	0	0	0	0	0	0	0	0	0	0	0	0	0	0	0
Estonia	0	0	0	0	0	0	0	0	0	0	0	0	0	0	0
Finland	0	0	0	2,291	0	0	150	0	0	0	0	0	0	0	0
France	0	0	658	0	5,890	0	0	0	0	297	0	0	0	0	0
Germany	0	0	0	0	0	0	0	0	0	0	0	0	0	0	0
Greece	0	0	103	0	0	0	0	0	0	20	0	0	0	0	0
Hungary	0	0	140,194	0	0	0	0	0	0	0	0	0	0	0	0
Ireland	846	74	616	0	33	0	0	0	0	0	0	0	0	0	0
Italy	3,320	8	193	9,916	0	0	0	0	0	0	0	0	0	0	0
Latvia	12,500	8,000	0	0	0	0	0	0	0	0	0	0	0	0	0
Lithuania	0	98	46,300	0	0	0	0	0	0	0	0	0	0	0	0
Luxembourg	0	0	0	0	0	0	0	0	0	0	0	0	0	0	0
Malta	0	0	0	0	0	0	0	188	0	0	0	0	0	0	0
Netherlands	653	6,754	19,551	119,989	33,659	0	0	0	0	0	0	0	57	0	0
Poland	0	0	0	0	0	0	0	0	0	0	0	0	0	0	0
Portugal	0	0	0	0	0	0	0	0	0	0	0	0	0	0	0
Romania	0	0	0	57	0	0	0	0	0	0	0	0	0	0	0
Slovakia	0	0	0	0	0	0	0	0	0	0	0	0	0	0	0
Slovenia	0	0	0	0	6,206	0	0	0	0	0	0	0	0	0	0
Spain	0	4,711	0	0	0	0	0	0	0	0	0	19	0	0	0
Sweden	0	0	0	0	0	0	0	0	0	0	0	0	0	0	0
United Kingdom	0	0	335	319	0	0	0	0	0	0	0	0	0	0	0
Total	17,319	19,995	208,025	135,753	45,788	0	150	623	113	317	0	19	57	0	0

¹ The Netherlands has provided information that in their Basel reports they have issued “other hazardous waste” for all waste which could not be classified otherwise, i.e., by using one of the Basel Convention’s Y-code (Y1 to Y47). However, hazardous waste (as defined by the European Waste List) has not been transported out of the EU to non-OECD countries. This illustrates a classification problem encountered by many Member States. Within the EU the waste is predominately classified according to the European Waste List. As there is no unique relation between the EWL-codes and the Basel-codes, Member States haven to find solutions for waste that cannot be classified by one of the Y-codes in the Basel Convention. The French figures for 2008 and 2009 cover export of B1010 (metal waste) and B3080 (waste parings and scrab of rubber). Therefore, these wastes belong to Annex IX to the Basel Convention and the Annex III to the Regulation (EC) No 1013/2006 (green listed waste) and they seem to have been misreported as hazardous waste.

² Italy has reported the waste as hazardous for incineration although it has been classified as OECD-code B3140 for 2009 which are normally regarded as non-hazardous waste. Slovenia has reported the waste as hazardous for incineration although it has been classified as OECD-code B1010, B3020, B3140, which is normally regarded as non-hazardous waste.

³ The export in 2012 and 2016 from EU to non-OECD countries stems from export of waste from Croatia to Serbia. This shipment does not violate the Basel convention because Croatia was not an EU member state at the time when the shipment took place.

Table 4-48: Export of Hazardous Waste out of the EU to EFTA Countries (all treatments), 2001-2019, in tonnes

Member State	Export to EFTA countries														
	2001	2003	2005	2007	2009	2010	2011	2012	2013	2014	2015	2016	2017	2018	2019
Austria	16,111.0	9,969.0	9,844.0	10,133.0	16,543.0	4,663.0	3,099.1	2,599.4	2,941.7	2,752.9	2,919.5	4,566.1	6,165.3	3,875.0	4,128.4
Belgium	0.0	0.0	0.0	0.0	0.0	0.0	2,281.1	71.9	421.8	264.8	157.8	103.0	266.6	206.1	213.8
Bulgaria	0.0	0.0	0.0	0.0	0.0	0.0	0.0	0.0	0.0	0.0	0.0	0.0	11.2	0.0	738.5
Croatia	0.0	0.0	0.0	0.0	0.0	0.0	0.0	21.7	14.8	19.3	0.0	52.6	0.0	0.0	0.0
Cyprus	0.0	0.0	0.0	0.0	0.0	0.0	0.0	0.0	0.0	0.0	0.0	0.0	0.0	0.0	0.0
Czech Republic	0.0	0.0	0.0	0.0	0.0	0.0	0.0	0.0	0.0	0.0	0.0	0.0	0.0	0.0	0.0
Denmark	103,457.0	13,619.0	88,118.0	3,943.0	34,456.0	6,914.0	8,008.0	64,022.3	36,820.5	16,341.3	105,578.4	107,935.8	79,765.9	89,628.9	99,503.1
Estonia	0.0	0.0	0.0	0.0	0.0	0.0	0.0	0.0	0.0	0.0	0.0	0.0	0.0	0.0	0.0
Finland	740.0	1,150.0	699.0	9,650.0	0.0	5,647.0	4,234.9	4,316.9	0.0	2,587.0	0.0	0.0	94.6	145.0	437.4
France	5,463.0	8,302.0	1,870.0	10,493.0	15,882.0	84,415.0	10,029.0	3,743.9	6,642.3	320.9	380.6	494.8	100,094.8	15,109.0	28,847.4
Germany	6,375.0	9,740.0	6,944.0	9,093.0	17,452.0	10,661.0	13,415.1	10,777.6	11,619.4	12,124.2	24,871.6	13,507.1	12,514.4	16,455.5	21,869.2
Greece	0.0	0.0	0.0	0.0	0.0	0.0	0.0	158.2	117.2	838.5	8,543.7	1.3	3,795.8	0.0	945.5
Hungary	0.0	0.0	0.0	0.0	0.0	0.0	0.0	0.0	0.0	0.0	0.0	0.0	0.0	197.4	0.0
Ireland	0.0	0.0	50.0	41.0	0.0	0.0	0.0	2,508.0	0.0	0.0	0.0	0.0	53,363.0	59,447.3	0.0
Italy	404.0	6,400.0	6,398.0	17,212.0	13,404.0	27,604.0	15,363.2	13,230.8	18,088.4	34,563.7	41,047.1	44,807.5	49,667.5	55,345.4	82,553.3

Member State	Export to EFTA countries														
	2001	2003	2005	2007	2009	2010	2011	2012	2013	2014	2015	2016	2017	2018	2019
Latvia	0.0	0.0	0.0	0.0	0.0	0.0	0.0	0.0	5,998.2	0.0	0.0	0.0	0.0	0.0	0.0
Lithuania	0.0	0.0	0.0	0.0	0.0	0.0	0.0	0.0	0.0	0.0	7,975.6	8,004.3	10,008.8	10,019.9	8,603.8
Luxembourg	0.0	0.0	0.0	0.0	0.0	0.0	22.0	0.0	0.0	0.0	0.0	32.0	63.0	69.0	70.0
Malta	0.0	0.0	0.0	0.0	0.0	0.0	0.0	0.0	0.0	0.0	0.0	0.0	0.0	0.0	0.0
Netherlands	11,432.0	10,203.0	131.0	1,336.0	16,286.0	24.0	148.7	110.1	219.9	207.0	3,828.5	7,203.6	345.6	0.0	0.0
Poland	0.0	0.0	0.0	0.0	0.0	0.0	0.0	0.0	0.0	0.0	0.0	0.0	0.0	0.0	0.0
Portugal	22.0	0.0	0.0	0.0	0.0	0.0	0.0	0.0	0.0	0.0	0.0	0.0	0.0	1,540.7	0.0
Romania	0.0	0.0	0.0	0.0	0.0	0.0	0.0	0.0	0.0	0.0	0.0	0.0	0.0	0.0	0.0
Slovakia	0.0	0.0	0.0	0.0	0.0	0.0	0.0	0.0	0.0	0.0	0.0	0.0	0.0	0.0	39.4
Slovenia	0.0	0.0	0.0	0.0	0.0	0.0	0.0	0.0	0.0	0.0	0.0	0.0	0.0	0.0	0.0
Spain	0.0	0.0	0.0	12.0	26.0	30.0	12,445.6	12,747.5	4,938.4	1,460.0	90.0	0.0	550.0	334.3	84.9
Sweden	7,050.0	5,793.0	6,835.0	24,188.0	65,638.0	200,443.0	188,724.7	137,984.3	55,022.1	172,857.6	181,258.0	143,985.4	232,818.8	205,958.7	243,355.9
United Kingdom	20,102.0	9,225.0	21.0	4,530.0	1,704.0	2,280.0	3,921.6	3,889.2	2,752.3	7,433.6	6,808.3	32,470.1	18,788.2	45,046.9	10,744.3
Total	171,156.0	92,513.0	58,687.0	128,579.0	188,839.0	342,681.0	261,693.0	256,181.6	145,597.0	263,908.5	383,458.9	363,163.5	568,325.7	503,385.8	502,143.8

Table 4-49: Export of Hazardous Waste out of the EU to OECD Countries (non-EFTA) (all treatments), 2001-2019, in tonnes

Member State	Export to OECD countries (non-EFTA)														
	2001	2003	2005	2007	2009	2010	2011	2012	2013	2014	2015	2016	2017	2018	2019
Austria	0.0	0.0	0.0	0.0	0.0	0.0	0.0	0.0	0.0	0.0	0.0	0.0	0.0	0.0	0.0
Belgium	3,713.0	5,055.0	0.0	0.0	194.0	39.2	0.0	0.0	21.7	13,314.7	9.8	0.0	13,217.9	2.6	46.7
Bulgaria	0.0	0.0	0.0	0.0	0.0	0.0	0.0	0.0	0.0	1,390.0	5,156.0	0.0	0.0	0.0	0.0
Croatia	0.0	0.0	0.0	0.0	0.0	0.0	0.0	0.0	0.0	0.0	0.0	0.0	0.0	0.0	0.0
Cyprus	2,399.0	1,687.0	2,322.0	2,670.0	1,961.0	0.0	0.0	0.0	961.2	1,421.9	843.8	717.2	789.9	70.7	140.2
Czech Republic	0.0	0.0	0.0	0.0	0.0	0.0	21.5	79.1	40.3	0.0	39.1	60.0	81.6	88.2	132.8
Denmark	0.0	0.0	0.0	0.0	0.0	0.0	10.0	0.0	0.0	0.0	0.0	0.0	0.0	0.0	0.0
Estonia	0.0	0.0	0.0	0.0	0.0	0.0	0.0	0.0	0.0	0.0	0.0	0.0	0.0	0.0	0.0
Finland	0.0	531.0	811.0	262.0	0.0	0.0	0.0	111.6	145.4	301.5	223.0	150.7	1,578.0	2,578.6	7,652.6
France	0.0	271.0	372.0	0.0	95.0	122.0	29.1	0.0	6,068.3	350.8	4,588.1	2,198.8	0.0	4,134.7	0.0
Germany	981.0	1,758.0	4,966.0	1,677.0	2,909.0	3,045.0	2,759.1	6,233.7	2,181.6	3,297.3	2,493.5	20,224.1	20,320.4	3,154.3	13,182.9

Member State	Export to OECD countries (non-EFTA)														
	2001	2003	2005	2007	2009	2010	2011	2012	2013	2014	2015	2016	2017	2018	2019
Greece	0.0	0.0	0.0	0.0	0.0	0.0	21,200.0	1,200.0	22,154.8	159,679.0	12,727.8	21,682.8	24,304.8	102,781.0	125,612.2
Hungary	0.0	0.0	0.0	0.0	0.0	0.0	0.0	0.0	0.0	0.0	76.6	1.5	0.0	45.1	119.8
Ireland	144.0	0.0	117.0	29.0	16.0	561.0	72.5	69.0	144.5	441.0	224.5	115.9	114.9	344.5	0.0
Italy	0.0	1,500.0	0.0	118.0	0.0	0.0	0.0	0.0	0.0	38.0	32.5	0.0	0.0	0.0	119.5
Latvia	0.0	0.0	0.0	0.0	0.0	0.0	0.0	0.0	0.0	0.0	0.0	0.0	0.0	0.0	0.0
Lithuania	0.0	0.0	2,073.0	0.0	0.0	0.0	0.0	0.0	0.0	0.0	48.0	0.0	0.0	0.0	0.0
Luxembourg	0.0	0.0	0.0	0.0	0.0	0.0	0.0	0.0	0.0	0.0	0.0	0.0	0.0	0.0	0.0
Malta	4,500.0	0.0	0.0	0.0	121.0	140.1	0.0	233.8	583.3	886.0	0.0	100,576.0	0.0	5,355.1	0.0
Netherlands	346.0	32.0	486.0	186.0	8,873.0	142.0	136.3	8,165.2	199.0	7,334.9	123.1	78.8	20,394.7	0.0	0.0
Poland	61.0	0.0	0.0	0.0	0.0	0.0	0.0	0.0	0.0	0.0	0.0	137.4	0.0	80.7	9.5
Portugal	0.0	0.0	0.0	0.0	0.0	1.0	0.0	0.0	0.0	0.0	21.6	7.8	0.0	0.0	0.0
Romania	0.0	0.0	0.0	0.0	0.0	0.0	0.0	0.0	0.0	0.0	0.0	0.0	0.0	0.0	0.0
Slovakia	0.0	0.0	0.0	0.0	0.0	0.0	0.0	0.0	0.0	0.0	0.0	0.0	0.0	0.0	0.0
Slovenia	0.0	0.0	0.0	0.0	0.0	0.0	0.0	0.0	0.0	0.0	0.0	0.0	0.0	0.0	0.0
Spain	27.0	75.0	56.0	74.0	37.0	138.0	92.5	60.3	4,397.2	52.6	32,330.5	0.0	6,000.0	6,507.4	4,877.3
Sweden	0.0	0.0	5.0	16.0	0.0	0.0	0.0	0.0	0.0	0.0	0.0	0.0	0.0	0.0	0.0
United Kingdom	377.0	453.0	358.0	1,321.0	2,665.0	381.0	20,571.2	12,653.8	51,020.2	18,620.4	48,131.7	77,085.5	61,857.6	3,244.6	17,054.0
Total	12,548.0	45,227.0	5,856.0	6,303.0	7,753.0	4,569.3	44,892.2	28,806.7	87,917.4	207,165.7	107,069.6	223,036.5	175,021.8	158,387.5	255,129.5

Figure 4-31: Export of Hazardous Waste out of the EU (all treatments), 2001-2019, in tonnes

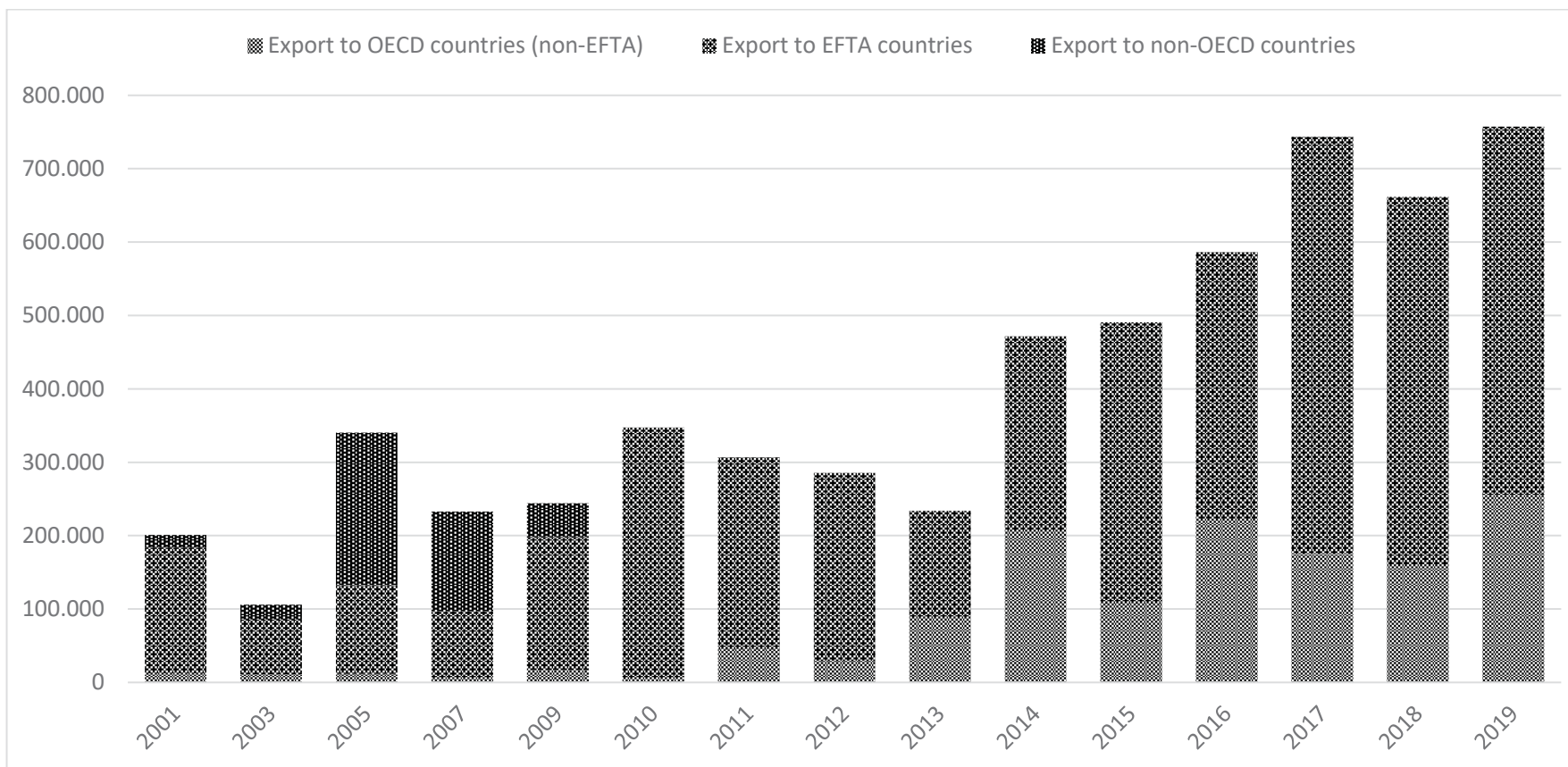


Table 4-50: Import of Hazardous Waste into the EU from non-OECD Countries (all treatments), 2001-2019, in tonnes

Member State	Import from non-OECD countries														
	2001	2003	2005	2007	2009	2010	2011	2012	2013	2014	2015	2016	2017	2018	2019
Austria	0.0	381.0	1,546.0	143.0	1,279.0	3,523.0	2,381.1	1,833.0	1,769.4	2,985.3	2,076.0	1,905.6	1,389.0	920.6	2,638.9
Belgium	7,596.0	10,979.0	5,403.0	19,942.0	11,466.0	5,408.6	4,905.3	5,597.3	4,571.9	3,090.4	1,696.6	3,325.7	6,859.0	5,652.4	3,359.9
Bulgaria	0.0	0.0	0.0	0.0	3,400.0	8,000.0	1,057.4	3,908.1	6,887.2	12,317.0	7,349.5	5,349.8	2,718.3	4,529.2	10,352.3
Croatia	0.0	0.0	0.0	0.0	0.0	0.0	0.0	0.0	0.0	334.0	167.6	2,472.5	3,282.9	4,550.6	4,858.1
Cyprus	0.0	0.0	0.0	0.0	0.0	0.0	0.0	0.0	0.0	0.0	0.0	0.0	2.2	0.0	44.3
Czech Republic	0.0	0.0	0.0	138.0	0.0	256.0	99.8	2,244.8	4,247.0	3,309.1	3,914.8	3,928.0	2,995.3	816.4	1,765.5
Denmark	2.0	0.0	425.0	0.0	55.0	7,465.0	1,061.0	10,861.0	7,108.4	13,454.4	480.7	0.0	42.1	0.0	0.0
Estonia	0.0	0.0	0.0	500.0	0.0	0.0	0.0	0.0	0.0	0.0	0.0	0.0	0.0	0.0	0.0
Finland	463.0	1,369.0	62.0	58.0	112.0	22.0	104.5	217.1	168.5	79.1	0.0	0.0	0.0	1.0	930.1
France	3,863.0	15,348.0	2,164.0	2,957.0	7,098.0	91,240.0	3,900.7	25,745.2	19,634.3	11,219.2	7,664.6	851.8	123,763.8	9,627.3	12,820.8
Germany	3,174.0	78,735.0	3,169.0	6,819.0	7,610.0	5,725.0	9,683.0	6,465.1	9,725.4	7,519.1	18,502.2	31,592.6	38,128.0	30,311.5	10,914.8
Greece	0.0	10,100.0	8,502.0	61.0	20.0	7,691.0	4,660.3	873.9	73.2	1,435.0	13,724.0	10,625.2	13,813.2	15,849.2	24,829.0
Hungary	0.0	0.0	0.0	16,770.0	350.0	72.0	0.0	0.0	0.0	0.0	0.0	0.0	0.0	0.0	0.0
Ireland	0.0	0.0	0.0	0.0	0.0	0.0	0.0	0.0	0.0	0.0	0.0	0.0	0.0	0.0	0.0
Italy	192.0	534.0	1,822.0	1,304.0	2,260.0	4,665.0	3,181.1	111,424.4	84,224.4	3,045.4	4,079.1	6,700.0	6,025.2	5,998.8	5,972.9
Latvia	0.0	0.0	0.0	0.0	0.0	0.0	0.0	0.0	0.0	0.0	0.0	0.0	0.0	0.0	0.0
Lithuania	0.0	0.0	0.0	0.0	961.0	0.0	415.5	613.4	837.5	1,730.0	915.8	475.6	339.1	190.9	237.0
Luxembourg	0.0	0.0	0.0	0.0	0.0	0.0	0.0	0.0	0.0	0.0	0.0	0.0	0.0	0.0	0.0
Malta	0.0	0.0	0.0	0.0	0.0	0.0	0.0	0.0	0.0	0.0	0.0	0.0	0.0	0.0	0.0
Netherlands	1,127.0	1,633.0	3,087.0	907.0	3,827.0	619.0	220.1	1,172.0	1,505.7	2,658.4	3,257.5	1,439.5	595.6	0.0	0.0
Poland	0.0	0.0	0.0	3,160.0	1,100.0	5,628.0	21,634.6	14,952.6	2,324.6	4,576.5	4,041.9	3,076.3	10,415.9	6,814.1	1,972.5
Portugal	0.0	0.0	0.0	0.0	0.0	0.0	0.0	0.0	0.0	215.9	6,012.3	5,558.9	2,248.7	1,843.8	3,223.7
Romania	0.0	0.0	0.0	0.0	0.0	0.0	153.6	1,122.9	1,914.4	4,945.6	6,417.6	4,347.9	1,352.7	260.0	606.8
Slovakia	0.0	0.0	0.0	928.0	778.0	0.0	0.0	0.0	0.0	0.0	0.0	0.0	0.0	0.0	0.0
Slovenia	138.0	2,755.0	9,004.0	6,858.0	5,027.0	4,813.0	5,635.3	4,534.5	4,769.0	10,927.1	12,814.4	8,378.0	6,727.2	6,829.4	0.0
Spain	8,866.0	5,588.0	531.0	1,169.0	125,450.0	703.0	25,262.5	4,556.9	4,267.8	1,833.2	46,316.2	13,162.7	10,574.4	7,662.4	108,834.1
Sweden	1,737.0	84.0	12.0	248.0	365.0	246.0	76.3	4,716.8	1,082.8	1,694.4	289.4	290.7	3,201.3	1,479.2	226.6
United Kingdom	1,635.0	1,634.0	262.0	565.0	4,762.0	6,326.0	11,920.9	9,687.5	9,505.0	13,554.3	10,388.1	436.9	9,539.7	907.4	1,447.1
Total	28,793.0	185,677.0	32,228.0	51,164.0	161,038.0	152,402.6	96,352.8	210,526.4	164,616.4	100,923.4	150,108.1	103,917.6	245,247.0	106,394.1	196,210.4

Table 4-51: Import of Hazardous Waste into the EU from EFTA Countries (all treatments), 2001-2019, in tonnes

Member State	Import from EFTA countries														
	2001	2003	2005	2007	2009	2010	2011	2012	2013	2014	2015	2016	2017	2018	2019
Austria	293.0	325.0	912.0	2,745.0	3,455.0	2,902.0	3,389.3	3,087.1	2,601.8	2,349.4	2,632.8	3,142.1	3,227.1	2,550.4	2,122.7
Belgium	3,772.0	3,826.0	10,323.0	6,750.0	4,815.0	1,701.4	4,161.1	11,179.2	8,256.5	11,072.9	12,515.6	10,375.1	6,305.1	10,004.0	7,614.2
Bulgaria	0.0	0.0	0.0	0.0	0.0	0.0	0.0	0.0	0.0	0.0	0.0	0.0	196.0	133.6	47.5
Croatia	0.0	0.0	0.0	0.0	0.0	0.0	0.0	0.0	0.0	0.0	0.0	0.0	0.0	0.0	0.0
Cyprus	0.0	0.0	0.0	0.0	0.0	0.0	0.0	0.0	0.0	0.0	0.0	0.0	0.0	0.0	0.0
Czech Republic	0.0	0.0	0.0	0.0	0.0	94.0	0.0	170.5	0.0	0.0	0.0	152.1	69.7	0.0	186.9
Denmark	34,466.0	30,431.0	42,109.0	33,481.0	57,261.0	83,345.0	102,542.0	140,552.7	216,729.8	219,449.1	159,596.0	129,347.6	121,606.1	126,906.5	141,284.7
Estonia	0.0	0.0	0.0	0.0	0.0	72.0	119.9	242.8	1,247.6	0.0	0.0	0.0	0.0	0.0	0.0
Finland	2,716.0	2,121.0	3,633.0	2,142.0	9,335.0	3,990.0	15,213.3	4,136.0	2,136.9	1,052.5	712.9	194.5	0.0	0.0	0.0
France	5,609.0	3,318.0	23,886.0	376,711.0	224,008.0	389,229.0	527,731.0	35,908.3	1,086,310.7	1,342,796.8	1,639,022.4	979,843.0	1,890,136.5	2,488,462.5	2,366,000.5
Germany	61,909.0	93,810.0	113,555.0	109,613.0	150,675.0	190,740.0	250,961.5	264,552.5	270,364.0	254,687.9	252,913.0	184,891.8	162,868.7	167,105.9	177,548.7
Greece	0.0	0.0	0.0	0.0	0.0	0.0	0.0	2,994.4	2,125.1	4,310.7	0.0	0.0	4,313.4	2,831.0	0.0
Hungary	0.0	0.0	0.0	1,000.0	0.0	0.0	0.0	0.0	0.0	0.0	0.0	0.0	0.0	0.0	1,686.4
Ireland	0.0	0.0	0.0	0.0	0.0	0.0	0.0	0.0	0.0	0.0	0.0	0.0	0.0	0.0	0.0
Italy	409.0	21,039.0	137,609.0	529,014.0	1,857.0	226,538.0	419,427.0	4,293.6	5,276.6	10,346.3	14,640.8	1,510.7	9,406.5	642.9	11,224.8
Latvia	0.0	0.0	0.0	0.0	0.0	0.0	0.0	0.0	0.0	0.0	0.0	5,843.5	9,656.8	12,267.6	0.0
Lithuania	0.0	0.0	0.0	0.0	1,376.0	1,921.0	3,454.3	463.1	887.9	866.9	936.0	944.1	1,366.4	67.7	2,536.8
Luxembourg	0.0	0.0	0.0	0.0	0.0	0.0	0.0	0.0	0.0	0.0	0.0	0.0	0.0	0.0	0.0
Malta	0.0	0.0	0.0	0.0	0.0	0.0	0.0	0.0	0.0	0.0	0.0	0.0	0.0	0.0	0.0
Netherlands	851.0	1,795.0	1,065.0	18,708.0	56,898.0	30,688.0	67,277.8	168,560.1	165,884.8	256,515.7	164,642.7	214,797.7	198,823.2	0.0	0.0
Poland	0.0	0.0	0.0	0.0	0.0	0.0	92.5	973.3	328.3	1,208.0	3,478.6	5,297.9	3,330.9	2,918.8	1,898.6
Portugal	285.0	0.0	0.0	0.0	0.0	0.0	0.0	0.0	0.0	0.0	0.0	0.0	0.0	0.0	71.6
Romania	0.0	0.0	0.0	0.0	0.0	0.0	0.0	0.0	0.0	0.0	0.0	0.0	1,012.5	819.5	487.3
Slovakia	0.0	0.0	0.0	0.0	0.0	0.0	0.0	0.0	0.0	0.0	0.0	0.0	0.0	0.0	0.0
Slovenia	0.0	0.0	0.0	0.0	0.0	0.0	0.0	0.0	0.0	0.0	0.0	0.0	0.0	0.0	0.0
Spain	15,160.0	1,017.0	3,440.0	3,787.0	1,806.0	4,318.0	3,635.1	4,197.1	2,997.9	4,409.9	6,772.5	2,965.3	744.2	6,257.3	12,331.9
Sweden	35,881.0	51,806.0	36,040.0	147,038.0	196,688.0	482,354.0	83,982.0	146,937.6	202,365.9	166,933.2	121,119.5	134,362.2	111,867.4	122,963.7	126,200.5

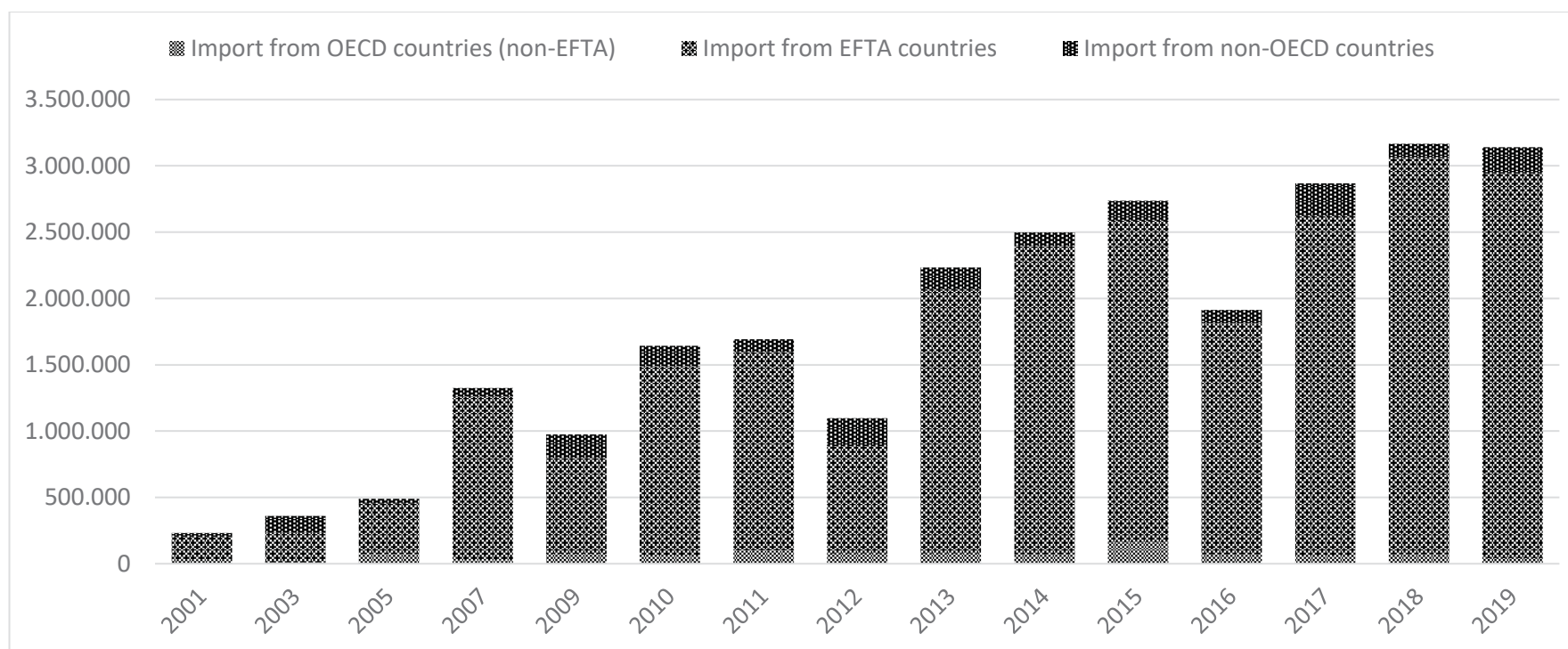
Member State	Import from EFTA countries														
	2001	2003	2005	2007	2009	2010	2011	2012	2013	2014	2015	2016	2017	2018	2019
United Kingdom	11,882.0	11,551.0	8,427.0	6,880.0	15,075.0	20,580.0	16,196.6	19,105.8	21,338.9	50,541.5	47,088.4	65,975.3	42,047.0	45,137.2	40,622.6
Total	173,233.0	221,039.0	380,999.0	1,237,869.0	723,249.0	1,438,472.4	1,498,183.4	808,439.3	1,991,488.8	2,326,540.8	2,426,071.1	1,739,643.0	2,570,946.1	2,989,068.7	2,899,951.7

Table 4-52: Import of Hazardous Waste into the EU from OECD Countries (non-EFTA) (all treatments), 2001-2019, in tonnes

Member State	Import from OECD countries (non-EFTA)														
	2001	2003	2005	2007	2009	2010	2011	2012	2013	2014	2015	2016	2017	2018	2019
Austria	102.0	0.0	116.0	64.0	94.0	108.0	64.0	1,205.8	1,212.3	1,137.9	74.4	98.3	46.9	94.3	139.6
Belgium	1,696.0	1,916.0	7,895.0	16,132.0	18,687.0	15,243.9	11,261.5	12,182.5	13,457.0	4,026.9	1,910.1	16,332.6	5,074.1	6,420.1	3,657.6
Bulgaria	0.0	0.0	0.0	0.0	0.0	0.0	0.0	0.0	8,674.4	1,235.7	4,067.4	0.0	1,963.0	3,945.2	3,413.9
Croatia	0.0	0.0	0.0	0.0	0.0	0.0	0.0	0.0	0.0	0.0	0.0	0.0	0.0	0.0	0.0
Cyprus	0.0	0.0	0.0	0.0	0.0	0.0	0.0	0.0	0.0	0.0	0.0	0.0	0.0	889.0	0.0
Czech Republic	0.0	0.0	0.0	0.0	0.0	0.0	0.0	0.0	0.0	0.0	0.0	0.0	0.0	55.0	61.5
Denmark	0.0	0.0	0.0	0.0	0.0	0.0	20,202.0	5,368.7	9,590.0	2,001.8	426.0	16.2	0.0	0.0	0.0
Estonia	0.0	0.0	0.0	0.0	0.0	0.0	0.0	0.0	0.0	0.0	0.0	0.0	0.0	0.0	0.0
Finland	286.0	455.0	1,093.0	814.0	406.0	306.0	416.3	210.9	81.1	0.0	0.0	129.4	1,303.3	0.0	1,629.3
France	1,587.0	503.0	4,341.0	2,375.0	413.0	1,436.0	2,617.6	674.8	671.0	4,240.6	2,469.5	124.2	608.3	2,185.5	1,620.3
Germany	2,397.0	1,855.0	5,499.0	1,426.0	13,241.0	22,777.0	22,137.5	21,510.5	24,789.8	23,847.6	16,708.7	8,069.1	6,409.5	5,629.8	9,994.2
Greece	8,980.0	0.0	1,996.0	837.0	0.0	164.0	0.0	0.0	0.0	0.0	8,558.0	12,844.5	11,992.6	15,413.0	1,891.0
Hungary	0.0	0.0	0.0	0.0	0.0	0.0	0.0	0.0	0.0	0.0	0.0	0.0	0.0	0.0	0.0
Ireland	0.0	0.0	0.0	0.0	0.0	0.0	0.0	0.0	0.0	0.0	0.0	0.0	0.0	0.0	0.0
Italy	6,750.0	0.0	46,343.0	1,954.0	0.0	0.0	0.0	5,731.0	94.0	0.0	267.7	101.0	161.7	0.0	0.0
Latvia	0.0	0.0	0.0	0.0	0.0	0.0	0.0	0.0	0.0	0.0	0.0	0.0	0.0	0.0	0.0
Lithuania	0.0	0.0	0.0	0.0	0.0	0.0	0.0	0.0	0.0	0.0	0.0	0.0	0.0	0.0	0.0
Luxembourg	0.0	0.0	0.0	0.0	0.0	0.0	0.0	0.0	0.0	0.0	0.0	0.0	0.0	0.0	0.0
Malta	0.0	0.0	0.0	0.0	0.0	0.0	0.0	0.0	0.0	0.0	0.0	0.0	0.0	0.0	0.0
Netherlands	2,975.0	3,003.0	581.0	682.0	1,290.0	0.0	172.6	331.7	731.0	722.9	1,549.3	6,706.9	10,667.1	0.0	0.0
Poland	0.0	0.0	0.0	0.0	0.0	43.0	0.0	0.0	0.0	0.0	0.0	3,357.8	9.2	2,385.5	5,052.2
Portugal	0.0	0.0	0.0	0.0	0.0	0.0	0.0	0.0	0.0	2,759.1	760.9	2,496.5	2,674.2	5,179.2	2,305.3
Romania	0.0	0.0	0.0	0.0	0.0	0.0	0.0	0.0	0.0	0.0	0.0	0.0	0.0	0.0	0.0
Slovakia	0.0	0.0	0.0	0.0	0.0	0.0	0.0	0.0	0.0	0.0	0.0	0.0	0.0	0.0	0.0

Member State	Import from OECD countries (non-EFTA)														
	2001	2003	2005	2007	2009	2010	2011	2012	2013	2014	2015	2016	2017	2018	2019
Slovenia	0.0	0.0	0.0	0.0	0.0	0.0	0.0	0.0	0.0	0.0	0.0	0.0	0.0	0.0	0.0
Spain	3,715.0	1,506.0	3,991.0	0.0	41,597.0	12,869.0	25,372.1	29,950.8	16,701.8	29,729.5	121,350.0	19,965.3	4,134.8	21,610.7	12,836.8
Sweden	91.0	133.0	267.0	206.0	16.0	89.0	511.2	250.0	0.0	583.8	196.6	310.8	62.1	153.3	613.3
United Kingdom	1,180.0	981.0	574.0	611.0	0.0	14.0	15,161.0	130.9	1,078.4	956.2	1,355.1	84.3	5,426.7	6,474.3	127.6
Total	29,759.0	10,352.0	72,696.0	25,101.0	75,744.0	53,049.9	97,915.9	77,547.6	77,080.8	71,242.1	159,693.7	70,636.9	50,533.5	70,434.8	43,342.5

Figure 4-32: Import of Hazardous Waste into the EU (all treatments), 2001-2019, in tonnes



4.5 Differences between Reported Amounts of “Import” and “Export”

Table 4-53: Difference, in %, between Reported “Import” and “Export” of All Notified Waste between EU Countries, 2001-2019 (Import and Export data is in 1000 tonnes)

	EU-27 + UK			
	Year	Import	Export	% difference between import and export
EU-27 + UK	2001	7,348	6,307	16.5%
	2002	8,242	7,696	7.1%
	2003	9,987	8,626	15.8%
	2004	11,033	10,516	4.9%
	2005	10,429	8,912	17.0%
	2006	12,383	9,954	24.4%
	2007	13,424	10,804	24.2%
	2008	12,500	11,403	9.6%
	2009	14,190	11,850	19.7%
	2010	13,946	12,219	14.1%
	2011	16,045	14,547	10.3%
	2012	17,089	14,009	22.0%
	2013	18,433	15,441	19.4%
	2014	24,377	18,646	30.7%
	2015	23,650	19,260	22.8%
	2016	26,143	21,609	21.0%
	2017	25,722	24,260	6.0%
	2018	22,318	22,566	-1.1%
	2019	23,030	20,495	12.4%

A positive number here indicates imports are higher than exports.

Table 4-54: Difference, in %, between Reported “Import” and “Export” of Hazardous Waste between EU Countries, 2001-2019 (Import and Export data is in 1000 tonnes)

	EU-27 + UK			
	Year	Import	Export	% difference between import and export
EU-27 + UK	2001	2,834.0	3,949.9	-28.3%
	2002	3,309.5	3,646.8	-9.2%
	2003	4,252.0	4,385.3	-3.0%
	2004	5,159.5	5,143.7	0.3%
	2005	6,240.8	6,666.8	-6.4%
	2006	8,288.3	6,918.4	19.8%
	2007	8,148.0	7,957.0	2.4%
	2008	7,351.7	7,832.3	-6.1%
	2009	8,125.0	7,262.9	11.9%
	2010	8,214.6	6,050.3	35.8%
	2011	8,605.1	5,962.7	44.3%
	2012	6,793.9	5,177.4	31.2%

	2013	8,563.5	5,911.5	44.9%
	2014	9,142.0	5,750.0	59.0%
	2015	9,337.0	5,867.1	59.1%
	2016	8,815.1	6,096.3	44.6%
	2017	9,958.3	7,571.3	31.5%
	2018	9,919.0	6,860.8	44.6%
	2019	10,341.6	7,133.1	45.0%

A positive number here indicates imports are higher than exports.

Table 4-55: Difference, in %, between Reported “Import” and “Export” of All Other Notified Wastes (i.e. excluding Hazardous Waste) between EU Countries, 2001-2019 (Import and Export data is in 1000 tonnes)

	EU-27 + UK			
	Year	Import	Export	% Difference between import and export
	2001	4,514.4	2,357.0	91.5%
	2002	4,932.4	4,049.1	21.8%
	2003	5,734.5	4,240.4	35.2%
	2004	5,873.0	5,371.9	9.3%
	2005	4,188.0	2,245.4	86.5%
	2006	4,095.2	3,035.6	34.9%
	2007	5,275.7	2,847.1	85.3%
	2008	5,148.3	3,570.2	44.2%
	2009	6,064.8	4,586.7	32.2%
	2010	5,730.9	6,168.4	-7.1%
	2011	7,439.6	8,584.5	-13.3%
	2012	10,294.9	8,831.8	16.6%
	2013	9,869.7	9,529.1	3.6%
	2014	15,234.9	12,896.3	18.1%
	2015	14,313.2	13,392.5	6.9%
	2016	17,328.3	15,512.4	11.7%
	2017	15,764.0	16,688.3	-5.5%
	2018	12,398.8	15,705.5	-21.1%
	2019	12,688.2	13,361.5	-5.0%

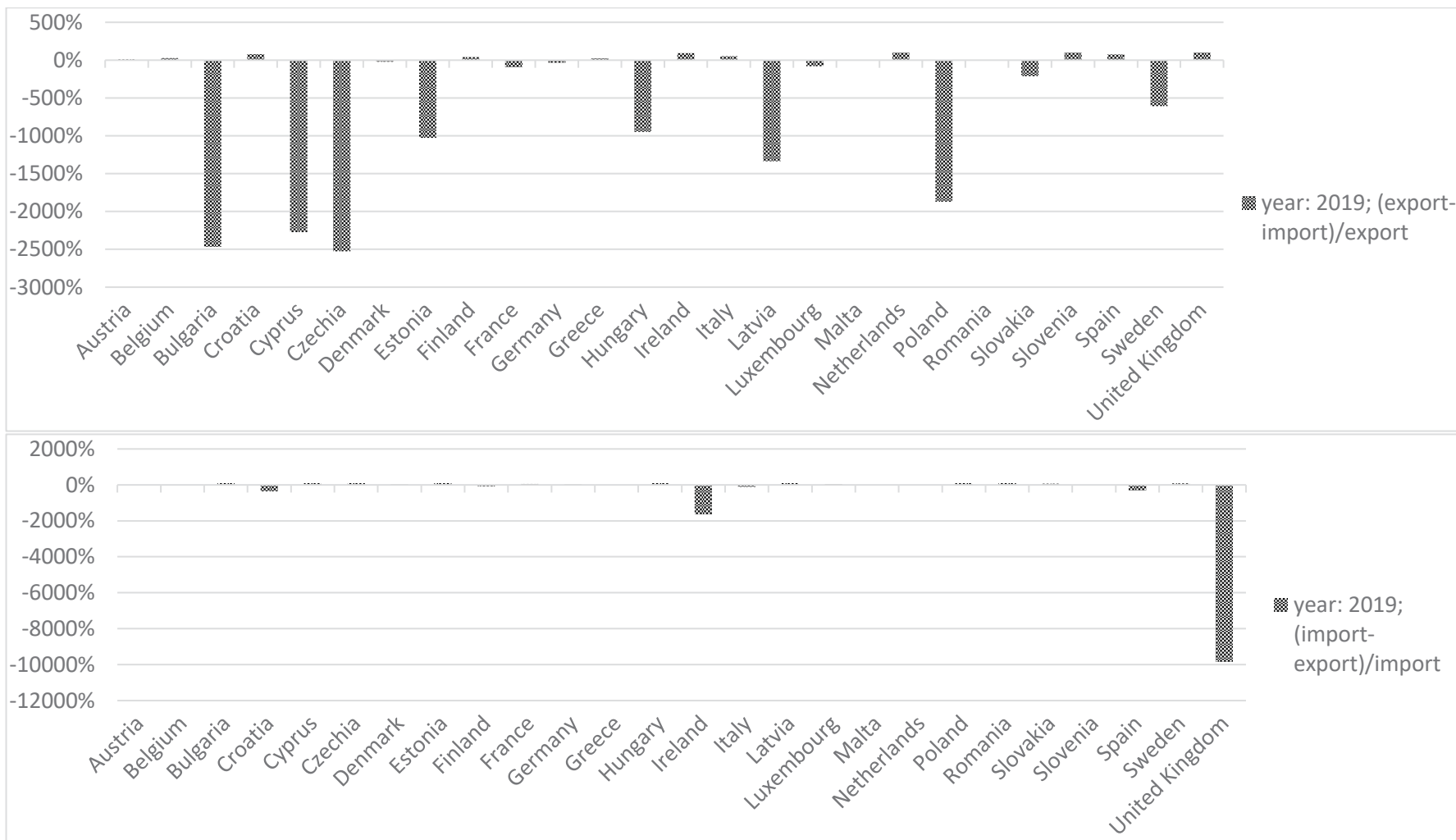
A positive number here indicates imports are higher than exports by e.g. 84% in 2001.

Table 4-56: Difference between Amounts “Imported” and “Exported” Normalized Relative to “Import” and “Export”, 2016-2019, in %

Member State	(export - import)/export				(import - export)/import			
	2016	2017	2018	2019	2016	2017	2018	2019
Austria	13.3%	-0.7%	7.2%	10.9%	-15.3%	0.7%	-7.8%	-12.2%
Belgium	41.7%	64.5%	55.1%	27.7%	-71.5%	-181.5%	-122.7%	-38.4%
Bulgaria	-712.1%	-1901.8%	-1704.1%	-2466.9%	87.7%	95.0%	94.5%	96.1%
Croatia	91.6%	90.2%	79.6%	78.3%	-1095.2%	-920.7%	-391.2%	-360.7%
Cyprus	-1226.0%	-1613.9%	-2246.2%	-2274.5%	92.5%	94.2%	95.7%	95.8%
Czech Republic	-1256.8%	-1574.1%	-2149.5%	-2525.8%	92.6%	94.0%	95.6%	96.2%
Denmark	-49.5%	30.8%	-3.4%	-22.8%	33.1%	-44.5%	3.3%	18.5%

Estonia	-1055.8%	-1175.3%	-870.0%	-1027.9%	91.3%	92.2%	89.7%	91.1%
Finland	54.1%	63.1%	69.1%	42.9%	-117.7%	-170.7%	-223.4%	-75.2%
France	-197.7%	-119.0%	-130.2%	-92.7%	66.4%	54.3%	56.6%	48.1%
Germany	-125.1%	-67.3%	-49.9%	-34.6%	55.6%	40.2%	33.3%	25.7%
Greece	71.1%	53.1%	45.5%	22.9%	-246.4%	-113.4%	-83.5%	-29.7%
Hungary	-494.1%	-474.3%	-526.5%	-946.8%	83.2%	82.6%	84.0%	90.4%
Ireland	95.4%	96.0%	96.8%	94.3%	-2085.9%	-2423.2%	-2999.6%	-1648.0%
Italy	19.7%	21.5%	37.9%	52.7%	-24.5%	-27.3%	-61.2%	-111.5%
Latvia	-825.9%	-1152.3%	-1395.1%	-1337.1%	89.2%	92.0%	93.3%	93.0%
Lithuania	99.5%	99.0%	98.9%	99.0%	-20011.5%	-9760.6%	-8965.6%	-10251.2%
Luxembourg	68.7%	-41.0%	-81.2%	-80.0%	-219.9%	29.1%	44.8%	44.5%
Malta	:	:	:	:	:	:	:	:
Netherlands	-6640.2%	-7527.2%	100.0%	100.0%	98.5%	98.7%	:	:
Poland	-975.4%	-1117.4%	-1389.2%	-1870.7%	90.7%	91.8%	93.3%	94.9%
Portugal	-770.2%	-1210.9%	-1804.4%	-2567.4%	88.5%	92.4%	94.7%	96.3%
Romania	93.0%	96.3%	95.5%	-	-1324.6%	-2616.5%	-2110.0%	100.0%
Slovakia	-221.4%	-315.1%	-239.5%	-213.7%	68.9%	75.9%	70.5%	68.1%
Slovenia	91.0%	88.3%	76.9%	100.0%	-1015.6%	-753.4%	-332.9%	-
Spain	75.7%	90.3%	87.5%	75.3%	-310.9%	-928.2%	-698.2%	-305.1%
Sweden	-289.7%	-292.5%	-280.7%	-609.1%	74.3%	74.5%	73.7%	85.9%
United Kingdom	99.5%	98.5%	98.2%	99.0%	-18451.8%	-6464.5%	-5441.0%	-9851.5%

Figure 4-33: Difference between Amounts “Imported” and “Exported” Normalized Relative to “Import” and “Export” for 2019, in %



5.0 Section D: Summary of the Data Supplied by Member States on the Basis of the Basel Convention Questionnaire; 2016-2019

Section D summaries the Member States' responses to the Basel Convention Questionnaire for the 2016-2019 reporting period. Each question on the questionnaire is summarised separately and in a chronological order reflecting the questionnaire itself.

It should be noted that the Basel Convention questionnaire's format has been revised since the previous reporting period of 2013-2015. According to the Basel Convention website, a new format was provided for Parties for the year 2016 which incorporated "a number of revisions to the previous format".¹² In addition, the website refers to further revisions for the year 2018 which were adopted by the Conference of the Parties in decision BC-14/10.¹³

For the scope of this implementation report, this means that there are new questions to which Member States have submitted responses, namely questions 1c, 3g, and 3h. What is more, the phrasing of certain questions has been changed since the last reporting period and the summaries presented henceforth reflect this.

5.1 Questionnaire on "Transmission of Information" (in accordance with Articles 13 & 16 of the Basel Convention)

Table 5-1: Questionnaire on "Transmission of Information" (in accordance with Articles 13 & 16 of the Basel Convention)

¹²<http://www.basel.int/Countries/NationalReporting/Formatandmanualsfornationalreporting/tabid/8754/Default.aspx>

¹³ <http://www.basel.int/Portals/4/download.aspx?d=UNEP-CHW-COP.14-BC-14-10.English.pdf>

Question number	Article reference	Question
1a	Articles 13.2(a), 13.3(a)	Question 1a: Is there a designated Competent Authority to the Basel Convention?
1b	Articles 13.2(a), 13.3(a)	Question 1b: Is there a designated Focal Point to the Basel Convention?
1c	Articles 4.4, 9.5 and 13.3(c)	Question 1c (i): Has your country adopted legislation to implement the provisions of the Basel Convention?
1c	Articles 4.4, 9.5 and 13.3(c)	Question 1c (ii): Does the legislation make provision to prevent illegal traffic of hazardous and other wastes?
1c	Articles 4.4, 9.5 and 13.3(c)	Question 1c (iii): Does the legislation provide that illegal traffic is criminal?
1c		Question 1c (iv): Please attach the full text of your legislation(s) to implement the provisions of the Basel Convention, including any legislation referred to in response to other questions or provide the link where the legislation can be found:
2a	Articles 2.1 and 13.3(c)	Question 2a: Is there a national definition of waste used for the purpose of transboundary movements of waste?
2b	Articles 3.1, 13.2(b) and 13.3(c)	Question 2b: Do you have a national definition of hazardous wastes as per Article 1.1(b), which includes wastes in addition to those listed in annexes I, II and VIII? Includes 2b(i), 2b(ii) and 2b(iii)
2b	Articles 3.1, 13.2(b) and 13.3(c)	Question 2b(iv): Specify any requirements (procedures) concerning transboundary movements that are applicable to those wastes:
2c	Article 4.11 and 13.3(i)	Question 2c: Are there any wastes that are not hazardous, but require special consideration when subjected to transboundary movement? Includes 2c(i), 2c(ii), 2c(iii), and 2c(iv)
3a	Articles 13.2(c), 13.2(d) and 13.3(c)	Question 3a: Has the amendment to the Basel Convention (Decision III/1) been implemented in your country?
3b	Annex IV A	Question 3b: Are there in your country any restrictions on the export of hazardous wastes and other wastes for final disposal (Annex IV A)? Includes 3b(i), 3b(ii), 3b(iii), 3b(iv), 3b(iv), and 3b(v)
3c	Annex IV B	Question 3c: Are there in your country any restrictions on the export of hazardous wastes and other wastes for recovery (Annex IV B)? Includes 3c(i), 3c(ii), 3c(iii), 3c(iv), 3c(iv), and 3c(v)
3d	Articles 13.2(c), 13.3(c) combined with 4.1(a), 13.3(i)	Question 3d: Are there in your country any restrictions on the import of hazardous wastes and other wastes for final disposal (Annex IV A)? Includes 3d(i), 3d(ii), 3d(iii), 3d(iv), 3d(iv), and 3d(v)
3e	Articles 13.2(c), 13.3(c) combined with 4.1(a), 13.3(i)	Question 3e: Are there in your country any restrictions on the import of hazardous wastes and other wastes for recovery (Annex IV B)?
3f	Article 13.3(i)	Question 3f: Are there any restrictions on the transit of hazardous wastes and other wastes through your country?
3g	Articles 6.4, fourth sentence, and 13.3(c)	Question 3g: Has your country decided not to require prior written consent, either generally or under specific conditions, for transit transboundary movements of hazardous wastes or other wastes?

3h	Articles 6.4 and 13.3(c)	Question 3h: Does your country have a definition of “State of transit” in its legislation? Includes 3h(i), and 3h(ii)
4a	Article 6, Annex V (Decision VIII/18) combined with Article 13.3(c), 13.3(i)	Question 4a(i): Are the Notification and Movement document forms of the Basel Convention used and/or accepted in the control of transboundary movement of hazardous wastes and other wastes?
4a	Article 6, Annex V (Decision VIII/18) combined with Article 13.3(c), 13.3(i)	Question 4a(ii): Provide information on any other forms which are used and/or accepted in the control of transboundary movement of hazardous wastes and other wastes.
4b	Article 13.3(i)	Question 4b: Which is (are) the acceptable language(s) to receive the Notification and Movement document forms?
4c	Article 6, 4(11) combined with Article 13.3(i)	Question 4c: Do you have information requirements in addition to those listed in Annex V of the Basel Convention (and displayed in the Notification and Movement document forms)?
5	Articles 4.2(a) and 13.3(h)	Question 5: Have measures been undertaken for development of technologies for the reduction and/or elimination of the amount of hazardous wastes and other wastes generated?
6	Articles 4.2(d) and 13.3(b)iv	Question 6: Have measures been undertaken for the reduction of the amount of hazardous wastes and other wastes subject to the transboundary movement?
7	Article 13.3(d)	Question 7: Are statistics (e.g. studies, reports) available, compiled by your country, on the effects of hazardous wastes and other wastes on human health and the environment? If yes, please specify or give details where information could be found or obtained
T1	Articles 11.2 and 13.3(e)	Table 1: Bilateral, Multilateral or Regional Agreements or Arrangements in force in 20XX
T2	Articles 4.2(b) and 13.3(g)	Table 2: Final disposal options operated within the National Jurisdiction
T3	Articles 4.2(b) and 13.3(g)	Table 3: Recovery options operated within the National Jurisdiction
T4	Article 13.3(b) i	Table 4: Export of hazardous wastes and other wastes in 20XX
T5	Article 13.3(b) ii	Table 5: Import of hazardous wastes and other wastes in 20XX
T6	Article 4.2(a), 13.3(i) and Decision BC-10/2 on the Strategic Framework	Table 6: Total Amount of Generation of hazardous wastes and other wastes in the years indicated
T7	Article 13.3(b) iii	Table 7: Disposals which did not proceed as intended
T8	Article 13.3(f)	Table 8: Accidents occurring during the transboundary movement and disposal of hazardous wastes and other wastes

T9	Articles 9.5, 13.3(c), 13.3(i) and COP decisions related to illegal traffic	Table 9: Cases of illegal traffic which have been closed in the reporting year
-----------	---	--

5.2 Questionnaire Replies for “Transmission of Information” (in accordance with Articles 13 & 16 of the Basel Convention)

Table 5-2 summaries Member States’ responses to required questions for the reporting period 2016-19. It does not report on Member States’ responses to optional questions. The shading of the cell indicates whether the question is answered, with a white cell for answered questions and a black cell for unanswered questions. The replies to these questions are provided in Section 5.3.

Table 5-2: Replies of Member States to the Basel Convention Questionnaire for the Reporting Years 2016-2019

Member State	Reporting Year	1a	1b	1c	2a	2b	3a	3b	3c	3d	3e	3f	4a	4c	5	6	7	T1	T2	T3	T4	T5	T7	T8	T9	
Austria	2016																									
	2017																									
	2018																									
	2019																									
Belgium	2016																									
	2017																									
	2018																									
	2019																									
Bulgaria	2016																									
	2017																									
	2018																									
	2019																									
Croatia	2016																									
	2017																									

Member State	Reporting Year	1a	1b	1c	2a	2b	3a	3b	3c	3d	3e	3f	4a	4c	5	6	7	T1	T2	T3	T4	T5	T7	T8	T9
	2018																								
	2019																								
Cyprus	2016																								
	2017																								
	2018																								
	2019																								
Czech Republic	2016																								
	2017																								
	2018																								
	2019																								
Denmark	2016																								
	2017																								
	2018																								
	2019																								
Estonia	2016																								
	2017																								
	2018																								
	2019																								
Finland	2016																								
	2017																								

Member State	Reporting Year	1a	1b	1c	2a	2b	3a	3b	3c	3d	3e	3f	4a	4c	5	6	7	T1	T2	T3	T4	T5	T7	T8	T9
	2018																								
	2019																								
France	2016																								
	2017																								
	2018																								
	2019																								
Germany	2016																								
	2017																								
	2018																								
	2019																								
Greece	2016																								
	2017																								
	2018																								
	2019																								
Hungary	2016																								
	2017																								
	2018																								
	2019																								
Ireland	2016																								
	2017																								

Member State	Reporting Year	1a	1b	1c	2a	2b	3a	3b	3c	3d	3e	3f	4a	4c	5	6	7	T1	T2	T3	T4	T5	T7	T8	T9	
	2018																									
	2019																									
Italy	2016																									
	2017																									
	2018																									
	2019																									
Latvia	2016																									
	2017																									
	2018																									
	2019																									
Lithuania	2016																									
	2017																									
	2018																									
	2019																									
Luxembourg	2016																									
	2017																									
	2018																									
	2019																									
Malta	2016																									
	2017																									

Member State	Reporting Year	1a	1b	1c	2a	2b	3a	3b	3c	3d	3e	3f	4a	4c	5	6	7	T1	T2	T3	T4	T5	T7	T8	T9	
	2018																									
	2019																									
The Netherlands	2016																									
	2017																									
	2018																									
	2019																									
Poland	2016																									
	2017																									
	2018																									
	2019																									
Portugal	2016																									
	2017																									
	2018																									
	2019																									
Romania	2016																									
	2017																									
	2018																									
	2019																									
Slovakia	2016																									
	2017																									

Member State	Reporting Year	1a	1b	1c	2a	2b	3a	3b	3c	3d	3e	3f	4a	4c	5	6	7	T1	T2	T3	T4	T5	T7	T8	T9	
	2018																									
	2019																									
Slovenia	2016	■	■																				■			
	2017																									
	2018																									
	2019																									
Spain	2016																									
	2017			■																				■	■	
	2018																									
	2019																									
Sweden	2016																									
	2017																									
	2018																									
	2019																									
United Kingdom	2016																									
	2017																									
	2018																									
	2019																									

5.3 Additional Details and Remarks of Member States to the Basel Convention Implementation Questionnaire

5.3.1 Question 1a: Designated Competent Authority to the Basel Convention

Article 13 (2) of the Basel Convention requires the Parties to inform each other, through the Secretariat, of changes regarding the designation of Competent Authorities and/or Focal Points, pursuant to Article 5. A list of Competent Authorities to the Basel Convention (as of 2019) can be found in Section A: Competent Authorities to the Basel Convention .¹⁴

An up-to-date list of Competent Authorities to the Basel Convention can be found online.¹⁵

5.3.2 Question 1b: Designated Focal Points to the Basel Convention

Member States have submitted information on designated focal points in their replies. An updated list of focal points can be found online.¹⁶

¹⁴ United Nations (1989) Basel Convention on the Control of Transboundary Movements of Hazardous Wastes and their Disposal of 22 March 1989

¹⁵ <http://www.basel.int/Countries/CountryContacts/tabid/1342/Default.aspx>

¹⁶ *ibid*

5.3.3 Question 1c: Measures to Implement and Enforce the Provisions of the Convention¹⁷

This question asked Member States whether they have adopted legislation that implements the provisions of the Basel Convention. There are optional further questions on whether the legislation, if implemented, includes provisions to prevent illegal traffic of hazardous and other wastes, and whether illegal traffic is deemed criminal.

With the exception of **Latvia**, all 28 Member States have implemented the provisions of the Convention, and all of these have done so through the EU's Waste Shipment Regulation. The optional responses to the further questions, along with any additional remarks, are summarised below:

Austria (2016-2019): Austria has adopted legislation to implement the provisions of the Basel Convention. Specifically, the legislation is in accordance with Regulation (EU) 1013/2016: a control and prevention plan is prepared on a regular basis. The illegal traffic is being treated as criminal action, being punishable with fines or imprisonment. Minor cases are not defined as criminal acts and for those cases administrative punishments are foreseen.

Belgium (2016-2019): In 2016 Belgium did not specify any provisions, only responded to have adopted the relevant legislation. In 2017 & 2018 Belgium used the old questionnaire, where question 1c did not exist. In 2019 Belgium only provided links for the legislation.

Bulgaria (2016-2019): According to the Waste Management Act, Prom., State Gazette No. 53/13.07.2012, effective 13.07.2012, the Ministry of Environment and Water is the competent authority for implementing Regulation (EC) No 1013/2006 of the European Parliament and of the Council of 14 June 2006 on shipments of waste. In order to ensure the enforcement of the Regulation, the Minister of Environment and Water, the Minister of Interior, the Minister of Transport, Information Technologies and Communications and the Director of the Customs Agency exercise control over the transboundary shipments of waste, each within the powers vested therein at the points of origin and destination of the waste, during shipments within the EC and at the EC frontiers. In order to prevent illegal waste traffic Art. 150 of the Waste Management Act provides administrative penalties applicable for infringement of the provisions of Regulation (EC) No 1013/2006. Further to that the Bulgarian Penal Act provides that the illegal traffic of hazardous waste constitutes a criminal offence.

Croatia (2016-2019): Act on Sustainable Waste Management (Official Gazette no. 94/13, 73/17, 14/19, 98/19)), Article 170 prescribes the following:
(1) A fine in the amount of HRK 150,000 to 400,000 shall be imposed for an offence committed by a legal person who:

...

24. carries out import and/or export of wastes not subject to the procedure of prior written notification without being entered into the register of importers of wastes not subject to the procedure of prior written notification, or the register of exporters of wastes not subject to the procedure of prior written notification (Article 121, paragraph 1),
25. dispatches the shipment of waste not subject to the procedure of prior written notification failing to meet the requirements referred to in Article 18, paragraphs 1 and 2 of the Regulation (EC) No 1013/2006 (Article 122, paragraph 1);
26. carries out transboundary movement of waste subject to the procedure of prior written notification without the consent or in the manner contrary to the consent referred to in Article 123 of this Act (Article 123, paragraphs 1 and 2);

¹⁷ This question was not asked in the Basel questionnaire pre-2016.

27. carries out transboundary movement of waste with the status of a pre-consented facility without or in the manner contrary to the decision which grants the status of a pre-consented facility (Article 131);
28. as a consignor of waste from the Republic of Croatia returns the shipment referred to in Article 22 and Article 24 of the Regulation (EC) No 1013/2006 without having obtained an approval from the Ministry, or refuses to take back the returned waste if he can ensure conditions for the storage of such waste, and if an analysis of the composition of such waste is not required (Article 136, paragraphs 1 and 4);
29. dispatches the shipment of waste which is considered illegal in accordance with Article 2, item 35 of the Regulation (EC) No 1013/2006 in a negligible quantity;
30. carries out transboundary movement of waste subject to the procedure of prior written notification in the manner contrary to the consents by the competent authorities of the EU Member States involved in the transboundary movement of waste in accordance to Article 10 of the Regulation (EC) No 1013/2006;
31. carries out transboundary movement of waste subject to the procedure of prior written notification without the documents in accordance with Article 16, item c) of the Regulation (EC) No 1013/2006;
32. violates the ban on mixing waste during dispatch under Article 19 of the Regulation (EC) No 1013/2006;
33. fails to ensure that the waste is returned and costs covered in accordance with Articles 22, 23, 24 and 25 of the Regulation (EC) No 1013/2006;
34. exports the waste to the country which banned the import of such waste in accordance with the provisions referred to in Article 34, paragraph 3, item a) and Article 37, paragraph 1, subparagraph (ii), item a) of the Regulation (EC) No 1013/2006;
35. violates the ban on export of waste from the Republic of Croatia in accordance with Articles 34, 36, 39 and 40 of the Regulation (EC) No 1013/2006;
36. violates the ban on import of waste in the Republic of Croatia in accordance with Articles 41 and 43 of the Regulation (EC) No 1013/2006;
- (2) A responsible person within a legal person guilty of an offence referred to in paragraph 1 of this Article shall be liable to a fine of HRK 50,000 to 100,000.
- (3) A natural person – craftsman – guilty of an offence referred to in paragraph 1 of this Article shall be liable to a fine of HRK 85,000 to 200,000.
- (4) A natural person guilty of an offence referred to in paragraph 1, items 11 and 13 of this Article shall be liable to a fine of HRK 3,000 to 10,000.

Cyprus (2016-2019): Everybody that deals with movements (transporter and/or dealer/broker) of wastes has to be registered under the Waste Laws of 2011 and 2016 and follow provisions of the Basel Convention and the European Regulations 1013/2006/EC and 1418/2007/EC.

Czech Republic (2016-2019): Provisions to prevent, detect and sanction illegal shipments are contained in Act on Waste No. 185/2001 Coll. Prevention and detection illegal shipments is happening via informing individuals and enterprises about the obligations under the Regulation 1013/2006 and frequent inspections carried out during the shipment of waste and in the facilities. Authorization of public authorities during the inspections are set out in § 71, 72, 76, 77, 77a) and 81 of Act on Waste No. 185/2001 Coll. According to § 56 par. 2 of Act on Waste No. 185/2001 Coll. the Ministry of the Environment prohibits the notified transboundary movement of waste, involving persons effectively convicted of a criminal offence committed in relation to waste management or persons on which has been during last 5 years before submitting a notification lawfully imposed sanction for infringement of legislation in the area of waste management. The Inspection Plan for inspection of establishments, undertakings, brokers and dealers and for inspection of shipments of waste and of the related recovery or disposal was adopted in 2016. The Inspection Plan is regularly reviewed.

Denmark (2016-2019): The Danish Environmental law provides enforcement measures for police and administrative officers in the government and municipalities.

Estonia (2016-2019): Regulation No 660/2014 of the European Parliament and of the Council amends Regulation 1013/2006 on shipments on waste. The aim of the amendment was to have better inspections in EU and also to prevent illegal shipments by controlling illegal activities which may lead to illegal shipments.

Finland (2016-2019): Regulation (EC) No 1013/2006 of the European Parliament and of the Council of 14 June 2006 on shipments of waste. Finnish Waste Act (646/201).

France (2016-2019): In 2016 France submitted the old questionnaire.

The Office for the fight against the Environmental damage and for Public Health (OCLAESP) is competent in the fight against infringements related to the environment and the public health. This authority can carry out on its own initiative checks on waste shipments whenever the circumstances require these controls (Decree n° 2004-612 of 24 June 2004 establishing the OCLAESP). The customs authorities regularly carry out checks on waste shipments under the customs law (the Customs Code: Articles 38, 414, 426 (customs offenses), Article 266 series (provisions on the general tax on the polluting activities applicable to the waste exported), Article 40 of the Code of Criminal Procedure).

The competent authorities also carry out administrative checks on the waste treatment facilities under the legislation on the classified installations for the protection of the environment: scheduled inspections and spot controls ; review of studies and expertise ; administrative penalties proposed to the Prefect and criminal penalties proposed to the Prosecutor (Code of the Environment - Book n° V on the prevention of the pollution, the risks and the nuisances - Articles L 511-1 and L 514-5, Articles R 512-56 to 512-66 and Article R 541-45). Specific provisions applicable to waste shipments : Penalties: the Code of the Environment : the Article L 541-46 11° (misdemeanour with a penalty of 2 years of imprisonment and a fine (€ 75,000) and the Articles R 541-83 and R 541-84 (contraventions). Administrative penalties: the Code of the Environment: the Article L 541-40 et seq (Book V, Title IV, Chapter I, Section 4 on the shipments of waste, including administrative fines for the lack of financial guarantees.

Germany (2016-2019): According to § 11 of the German Waste Movement Act, the competent authorities of the federal states conduct inspections of establishments, undertakings, brokers and dealers of shipments of waste and of the related recovery or disposal. The Customs Offices and the Federal Agency for Traffic of Goods contribute to the inspections of shipments of waste. Inspection plans are prepared pursuant to § 11a of the German Waste Movement Act.

Greece (2016-2019): Greece has not provided any further information.

Hungary (2016-2019): Hungary submitted the old questionnaires in 2016 and 2017.

According to Paragraph 2, point 35 of the Act CLXXXV of 2012 on waste, waste shall mean any substance or object which the holder discards or intends to discard or is required to discard. According to Paragraph 2, point 48 of Act CLXXXV of 2012, hazardous waste shall mean waste displaying one or more of the properties listed in Annex I of Act CLXXXV of 2012. Otherwise, European LoW codes have been adopted in the Rural Development Ministerial Decree No. 72/2013 (VIII.27) and hazardous wastes have been marked with * within this list of European LoW codes.

Ireland (2016-2019): Regulation (EC) No. 1013/2006 of the European Parliament and of the Council of 14 June 2006 on shipments of waste (also referred to as the Transfrontier Shipment (TFS) Regulation) and its amendments address the requirements of the Basel Convention on transboundary movement of wastes. In Ireland the Waste Management (Shipments of Waste) Regulations 2007 (S.I. No. 419 of 2007) and amendments address the administrative provisions to implement the EU TFS Regulation. All transfrontier shipments of hazardous waste originating in any local authority area in

the State that are subject to the prior written notification procedures must be notified to and through Dublin City Council at the National TFS Office, which was established to implement and enforce the 2007 Regulations.

Italy (2016): Has not adopted legislation to implement the provisions of the Basel Convention.

Italy (2017-2019): Italy referred to the Legislative Decree 152/2006 articles 259 and 260

Lithuania (2016-2019): According to the Law on Waste Management of the Republic of Lithuania - transit of waste, shipment of waste out of the Republic of Lithuania and shipment of waste into the Republic of Lithuania shall be governed by legal acts of the Republic of Lithuania and the European Union and international treaties. Transboundary shipments of waste are regulated according to the Regulation (EC) No 1013/2006 of the European Parliament and of Council on Shipments of Waste of June 2006 (hereinafter - Regulation No 1013/2006), which also implements the requirements of the Basel Convention. The Regulation No 1013/2006 is directly applied in Lithuania. Enforcement provisions are indicated in art. 50 of the Regulation 1013/2006. Lithuania laid down the rules on penalties applicable for infringement of the provisions of the Regulation 1013/2006. The penalty system related to the infringements of requirements of transboundary movements of waste is indicated in the Code of Administrative offences, the Criminal Code, the Law on Environmental protection.

The punishments provided are: fines, prison, and public works.

Luxembourg (2016-2019): Luxembourg's legislation does not make provision to prevent illegal traffic. It does provide that illegal traffic is criminal and it is punishable by fines or prison sentences.

Malta (2016-2019): Malta has transposed the WSR and therefore the BC through its national legislation: S.L. 549.65 Waste Management (Shipments of Waste Regulations), 2011 (L.N. 285 of 2011, as amended).

Chapter 522 of the Laws of Malta, Crimes Against the Environment Act, 2012, provides that illegal traffic is criminal and punishable by fines, prison sentences, and confiscation of corpus delicti.

Netherlands (2017): Shipment of waste is regulated by the EU Waste shipment Regulation (Regulation (EC) 1013/2006. In the Wet milieubeheer illegal activities are forbidden, and in the Wet economische delicten is indicated what the punishment for illegal activities can be.

The legislation provides that illegal traffic is criminal, and it is punishable by fine and prison.

Poland (2016-2019): The Act of 29 June 2007 on international shipment of waste in Article 3 states that:

The authority responsible for implementing Regulation No 1013/2006 within the meaning of Article 53 of that Regulation is the Chief Inspector of Environmental Protection, which is, in particular, competent in import, export and transit of waste.

Tasks and competence of the Customs Service, the Border Guards and Road Transport Inspection and the Voivodship Environmental Inspectors for the supervision of international waste trade, in particular on the enforcement of the provisions referred to in Art. 50 sec. Articles 3 and 4 of Regulation No 1013/2006 lay down separate provisions.

The above mentioned authorities co-operate in the field of international shipments of waste and prevent illegal international shipments of waste, in particular through the exchange of information and experience, including the classification of goods as meeting the conditions for their classification as waste.

Regarding the criminality of illegal traffic, Poland refers to Article 183 of the Criminal Code:

- 1) Anyone who, contrary to the provisions of the law, stores, removes, processes, collects, recovers, neutralizes or transports waste or substances under such conditions or in such a way that it may endanger human life or health or cause a reduction in the quality of water, air or

surface land or destruction in the plant or animal world is liable to imprisonment for between 3 months to 5 years.

- 2) The same penalty shall be imposed on anyone who, contrary to the provisions of the law, imports substances hazardous to the environment from abroad.
- 3) The penalty specified in § 1 shall be imposed on anyone who, contrary to his obligation, allows the commission of the act specified in § 1, 2 and 4.
- 4) The penalty specified in § 1 shall be imposed on anyone who, contrary to the provisions of the law, imports waste from abroad or exports waste abroad.
- 5) Anyone who without the required notification or permit, or contrary to its conditions, imports or exports hazardous waste from abroad, shall be subject to the penalty of deprivation of liberty for between 6 months to 8 years.
- 6) If the perpetrator of the act specified in § 1-5 acts unintentionally, he shall be subject to a fine, the penalty of restriction of liberty or the penalty of deprivation of liberty for up to 2 years.

Portugal: For 2016 and 2017, Portugal responded that it had not adopted legislation to implement the provisions of the Basel Convention. Portugal's response changed in 2018 to say that it had adopted the relevant legislation and a link to the WSR was provided.

Romania (2016-2019): Romania referred to the following laws:

- 1) Law 6/1991 ratifying BC;
- 2) EU Regulation 1013/2006 on shipment of waste;

Shipments of the wastes shall be subject to the procedure of prior written notification and consent

Inspections and controls of shipment and papers accompanying the shipment, custom control and common Environmental Guard and Border Police controls

- 1) (Addition in **2018-2019**) Law no. 56/2018 on the cooperation of the Romanian public authorities with the European Union Agency for Law Enforcement Cooperation (Europol); and
- 2) Law no. 101/2011 for the prevention and sanctioning of certain facts regarding environmental degradation.

Romania's legislation makes provision to prevent illegal traffic of hazardous and other wastes.

Illegal traffic is deemed criminal and is punishable by fines and prison sentences.

Slovakia (2016-2017): Slovakia's Act No. 79/2015 Coll. on waste and on amendments to certain acts transposes the WSR.

Illegal traffic is deemed criminal and is punishable by fines.

Slovakia (2018): New amendments to Slovakia's Waste Catalogue legislation from the Decree. No. 320/2017 on Waste Catalogues came into force on 1 January 2018. These were as follows: Article 106 (e): "the inspectorate monitors transboundary movement of suspected electrical and electronic equipment (EEE) and pursuant to Article 88 (2) calls for the submission of documents"; Article 111 (e): "In cases of transboundary waste movement by road, the customs authority and Customs Criminal Office verify whether shipped suspected EEE is not waste and pursuant to Article 88 (2) calls for the submission of documents"; and Article 84 (5) which prohibits certain transboundary movements of waste.

Slovakia (2019): New amendments to Slovakia's Waste Catalogue legislation came into force on 1 January 2019. These were as follows: Article 106 (g): "the inspectorate monitors transboundary shipment of used batteries and accumulators not classified as waste according Article 42 (6) and calls for the submission of documents pursuant to Article 88a (2)"; and Article 111 (f): "In cases of transboundary waste movement by road, the customs authority and Customs Criminal Office verify

whether shipped used batteries and accumulators not classified as waste according Article 42 (6), not classified as used batteries and accumulators according Article 42 (6) and calls for the submission of documents pursuant to Article 88a (2)".

Illegal traffic is now punishable by prison sentences as well as fines, and there is a reference to the Act No. 300/2005 Coll. of 20 May 2005 Criminal code.

Slovenia (2016-2019): Slovenia has implemented the amendment through the WSR. This includes provision to prevent illegal traffic. This also deems illegal traffic criminal, and it is punishable by fines and prison.

Spain (2019): Spain's legislation does not make provision to prevent illegal traffic of hazardous and other wastes. Spain's legislation does not provide that illegal traffic is criminal.

Sweden (2016-2019): Sweden's legislation 'Ordinance of Environment' includes provisions to prevent illegal traffic of hazardous and other wastes, for example by prohibiting exports.

Illegal waste traffic is criminal and punishable by fines, prison sentences and environmental sanctions.

United Kingdom (2016-2019): The Waste Shipments Regulation is supplemented in the UK by the Transfrontier Shipment of Waste Regulations 2007 and the UK Plan for Shipments of Waste. The UK Transfrontier Shipment of Waste Regulations 2007 require UK Competent Authorities to enforce the regulations and provides them with the powers to do so: an authorised person may serve a notice on any person who contravenes or who the authorised person has reasonable grounds to suspect may contravene the UK or EU Regulations requiring that person to act in accordance with the Regulations or prohibiting that person from acting in breach of them. An authorised person may also seize waste where there are reasonable grounds to suspect that the provisions of the UK and/or EU Regulation are not being and are not likely to be complied with or shipment, recovery or disposal of any waste cannot be completed in accordance with the notification and movement documents or the contract between the notifier and consignee.

The legislation does provide that illegal traffic is criminal and the punishments can be fines or prison sentences.

5.3.3.1 Full Texts and Links to National Legislation that Implements the Provisions of the Basel Convention

Question 1c (iv) asks nations to provide the full text of their relevant legislation or links to where this can be found. In order that the legislation is as up-to-date as possible, the following texts and links are the most recent provided by each nation.

Austria:

Articles 181b and 181c of the Austrian Criminal Code: [Illegal Shipments.docx](#)

<https://www.ris.bka.gv.at/NormDokument.wxe?Abfrage=Bundesnormen&Gesetzesnummer=1.0002296&Paragraf=181b>

<https://www.ris.bka.gv.at/NormDokument.wxe?Abfrage=Bundesnormen&Gesetzesnummer=1.0002296&Paragraf=181c>

<https://www.ris.bka.gv.at/NormDokument.wxe?Abfrage=Bundesnormen&Gesetzesnummer=20002086&Paragraf=79>

Belgium:

http://www.ejustice.just.fgov.be/cgi_loi/change_lg.pl?language=fr&la=F&cn=1999032553&table_name=loi

Bulgaria:

[Waste Management Act.rtf](#)

[Penal code.rtf](#)

[Regulation 1013_2006.pdf](#)

Croatia:

https://narodne-novine.nn.hr/clanci/sluzbeni/2013_07_94_2123.html

https://narodne-novine.nn.hr/clanci/sluzbeni/2017_07_73_1767.html

https://narodne-novine.nn.hr/clanci/sluzbeni/2019_02_14_277.html

https://narodne-novine.nn.hr/clanci/sluzbeni/2011_11_125_2498.html

https://narodne-novine.nn.hr/clanci/sluzbeni/2019_10_98_1958.html

Cyprus:

http://www.cylaw.org/nomoi/enop/non-ind/2011_1_185/full.html

Czech Republic:

<https://www.mzp.cz/>

Denmark:

<https://www.retsinformation.dk/eli/lta/2019/1218>

<https://www.retsinformation.dk/eli/lta/2019/1229>

Estonia:

<https://www.riigiteataja.ee/en/eli/508092017002/consolide>

<https://www.riigiteataja.ee/en/eli/521082017005/consolide>

Finland:

<http://www.finlex.fi/en/laki/kaannokset/2011/20110646>

France:

Decree n° 2011-828 of 11 July 2011 contains a section 5 entitled "special provisions for transboundary movements of waste" which completes the Environment Code, particularly concerning the requirement to provide a financial guarantee. This Decree aims to ensure full traceability in the case of collection of waste, by imposing to the notifier the obligation to indicate in the notification document or the information document the list of all producers whose waste were collected. This is in accordance with Waste Shipment Regulation <http://www.Legifrance.gouv.fr>

Germany:

German Waste Movement Act (in German): https://www.gesetze-im-internet.de/abfverbrg_2007/AbfVerbrG.pdf; in official English translation: https://www.bmu.de/fileadmin/Daten_BMU/Download_PDF/Gesetze/abfallverbringungsgesetz_en_bf.pdf

Greece:

http://www.et.gr/idocsnph/search/pdfViewerForm.html?args=5C7QrtC22wG2VoOPmnoFKHdtvSoClrL83xkCZsTbnw3tII9LGdkF53UIxsx942CdyqxSQYNUqAGCF0IfB9HI6qSYtMOEkEHLwnFqmgJSA5WIsluVnRwO1oKqSe4BlOTSpEWYhszF8P8UqWb_zFijAz5BLBk66GQuDPzZVSuCIImINPn9YnH5kuy0swHGp9ri

Hungary:

Hungary has not provided any relevant legislation or relevant links.

Ireland:

<http://www.irishstatutebook.ie/eli/2007/si/419/made/en/pdf>

Italy:

d.lgs . n. 152_2006_t.u. ambientale-1.pdf

http://www.gazzettaufficiale.it/atto/serie_generale/caricaDettaglioAtto/originario?atto.dataPubblicazioneGazzetta=2006-04-14&atto.codiceRedazionale=006G0171

Lithuania:

The Law on Waste Management of the Republic of Lithuania No VIII-78 (available in Lithuanian: <https://www.e-tar.lt/portal/lt/legalAct/TAR.8D38517814F1/stULrzITBX>)

The Code of administrative offences (available in Lithuanian): <https://www.e-tar.lt/portal/lt/legalAct/4ebe66c0262311e5bf92d6af3f6a2e8b/asr>

The Criminal code (available in Lithuanian): <https://www.e-tar.lt/portal/lt/legalAct/TAR.2B866DFF7D43/asr>

The Law on Environmental protection (available in Lithuanian): <https://www.e-tar.lt/portal/lt/legalAct/TAR.E2780B68DE62/NewtDvnKdC>

Luxembourg:

<http://legilux.public.lu/eli/etat/leg/loi/1993/12/09/n1/jo>

Malta:

S.L. 549.65, the Waste Management (Shipments of Waste) Regulations - <https://legislation.mt/eli/sl/549.65/eng/pdf>

Chapter 522 of the Laws of Malta, Crimes Against the Environment Act, 2012 -

<https://legislation.mt/eli/cap/522/eng/pdf>

S.L. 549.63, the Waste Regulations - <https://legislation.mt/eli/sl/549.63/eng/pdf>

Netherlands:

<http://wetten.overheid.nl/zoeken>

Poland:

<http://prawo.sejm.gov.pl/isap.nsf/download.xsp/WDU20180000296/U/D20180296Lj.pdf>

Portugal:

<https://eur-lex.europa.eu/legal-content/EN/ALL/?uri=CELEX%3A32006R1013>

Romania:

Attachments: [WSR Regulation 1013-2006.pdf](#)

[Gov Dec 788-2007 Competent Authority.docx](#)

[Gov Dec 1061-2008 national haz-non haz waste shipment.docx](#)

[Min Order 1108-2007 tariffs env services.docx](#)

[L 211-2011 Waste framework Law.docx](#)

Links: www.mmediu.ro

www.anpm.ro

www.gnm.ro

Slovakia: According to the Act No. 79/2015 Coll. on waste and on amendments to certain acts as amended, Article 106 the inspectorate

a) is a waste management administrative authority (§ 112),

c) decides in contested cases on whether a given good constitutes waste in the case of transboundary transport,

d) is authorised to inspect documents in the field of transboundary waste movement pursuant separate legislation [Regulation (EC) No. 1013/2006 as amended. Regulation (EC) No. 1418/2007 of 29 November 2007 (OJ L 316, 4 December 2007), as amended] and pursuant to this Act, conduct physical inspections of waste, and take and analyse waste samples at the place of origin of the waste, at the notifier or recipient of the waste, at border crossings and in the entire territory of the Slovak Republic,

e) monitors transboundary movement of suspected electrical and electronic equipment (EEE) and pursuant to Article 88 (2) calls for the submission of documents,

g) monitors transboundary shipment of used batteries and accumulators not classified as waste according to Article 42 (6) and calls for the submission of documents pursuant to Article 88a (2).

According to the Act No. 79/2015 Coll. on waste and on amendments to certain acts as amended, Article 111

(1) In cases of transboundary waste movement by road, the customs authority and Customs Criminal Office verify whether:

a) the waste is furnished with the documents pursuant to separate legislation [Regulation (EC) No. 1013/2006 as amended. Regulation (EC) No. 1418/2007 of 29 November 2007 (OJ L 316, 4 December 2007), as amended],

b) transported goods which are not accompanied by the documents required pursuant to the special regulations [Regulation (EC) No. 1013/2006 as amended. Regulation (EC) No. 1418/2007 of 29 November 2007 (OJ L 316, 4 December 2007), as amended] are not waste,

c) the transboundary waste movement is not in violation of separate legislation [Regulation (EC) No. 1013/2006 as amended. Regulation (EC) No. 1418/2007 of 29 November 2007 (OJ L 316, 4 December 2007), as amended],

d) the waste being transported corresponds to the facts according to the enclosed documents,

e) shipped suspected EEE is not waste and pursuant to Article 88 (2) calls for the submission of documents,

f) shipped used batteries and accumulators not classified as waste according Article 42 (6), not classified as used batteries and accumulators according Article 42 (6) and calls for the submission of documents pursuant to Article 88a (2).

(2) During a check, the customs office and Customs Criminal Office are authorised to detain vehicles, command vehicles to stop at a suitable location, inspect documents, the waste being hauled, take and analyse samples and conduct photo documentation.

(3) If the customs office or Customs Criminal Office determines that the transboundary waste movement constitutes unlawful transport pursuant to separate legislation [Article 2(35) of Regulation (EC) No. 1013/2006 as amended] or that the transboundary waste movement is being conducted in conflict with the permit, it will order the transport to stop and temporarily detain the vehicle.

(4) If the customs office or Customs Criminal Office detects a violation of separate legislation [Article 2(15) of Regulation (EC) No. 1013/2006 of the European Parliament and of the Council on shipments of waste (OJ L 190, 12 July 2006), as amended. Commission Regulation (EC) No. 1418/2007 concerning the export for recovery of certain waste listed in Annex III or IIIA to Regulation (EC) No. 1013/2006 of the European Parliament and of the Council to certain countries to which the OECD Decision on the control of transboundary movements of wastes does not apply

(OJ L 316, 4 December 2007), as amended] during transboundary waste movement, it shall inform the Ministry and inspection without delay. Upon receiving the information, the Ministry or inspection shall decide on further proceedings without delay, in which it may determine a location for the shipper to detain the vehicle until it is returned, recovered, or disposed of pursuant to separate legislation [Articles 22 to 25 of Regulation (EC) No. 1013/2006 as amended].

(5) The costs connected with interrupting the transport and temporarily detaining the vehicle pursuant to paragraph 3, driving the vehicle to the location determined pursuant to paragraph 4, parking the vehicle and potential transloading, storage or other handling of the waste shall be borne by the shipper. The Ministry, inspection and customs authorities or Customs Criminal Office are not accountable for damages caused to the shipper which took place as a result of detaining the vehicle pursuant to paragraphs 3 and 4.

According to the Act No. 79/2015 Coll. on waste and on amendments to certain acts as amended, Article 115 (1) an offence is committed by a person who

ac) performs transboundary waste movement in a manner contrary to Part Seven of this Act (§ 84 through 88).

According to the Act No. 79/2015 Coll. on waste and on amendments to certain acts as amended, Article 117

(5) The competent state administrative authority for waste management will impose a fine from EUR 2 000 to EUR 250 000 upon legal persons or sole traders who violate obligations pursuant to:

Article 84 (4) - waste generated in the Slovak Republic is preferably to be disposed in the Slovak Republic,

Article 88 (2) - a holder of used EEE which is the subject of the planned or already performed transboundary movement is obliged to safeguard and store the following documents relating to said used EEE for three years and present them without delay to the competent waste management administrative authority in the event that said used EEE becomes suspicious EEE in the interest of demonstrating that it is not WEEE:

- a) accompanying documents and results of testing or assessment,
- b) applicable transport document pursuant to separate legislation [Convention on the Contract for the International Carriage of Goods by Road (CMR) (Decree of the Minister of Foreign Affairs No. 11/1975) as amended],
- c) declaration on the assumption of responsibility,
- d) a declaration that none of the materials and equipment that are the subject of transboundary transport are waste,

Article 88 (4) - a holder of used EEE which is the subject of planned or already conducted transboundary transport is obliged to suitably protect said used EEE from damage during transport, handling and unloading, in particular by means of sufficient packaging and cargo securing.

Article 88a - (2) A holder of used batteries and accumulators, which are not waste according to Article 42 (6) and which are subject of the planned or already performed transboundary movement is obliged to safeguard:

- a) accompanying documents and results of testing or assessment,
- b) immediate submission of documents pursuant to letter a) on the basis of a request from the competent body of the state administration of waste management,
- c) carrying out cross-border transport by means of transport which comply with the provisions of the International Agreement on the Transport of Dangerous Goods (ADR) (Implementing Decree of the Minister of Foreign Affairs No. 64/1987) and amended. Convention concerning International Carriage by Rail (COTIF) (Implementing Decree of the Minister of Foreign Affairs No. 8/1985). Amendments to the Regulation for the International Carriage of Hazardous Waste by Rail (RID) (Notification No. 15/2001 Coll.), If it does not carry out cross-border transport itself, it is obliged to ensure cross-border transport with a carrier authorized under special regulations (For example Act No. 513 / 2009 on railroads and on amendments to certain acts, Act No. 56/2012 on road transport, as amended),
- d) declaration on the assumption of responsibility,
- e) a declaration that none of the battery and accumulator that are the subject of transboundary transport are waste,

Article 88a - (4) A holder of used batteries and accumulators, which are not waste according to Article 42(6) and which are subject of the planned or already performed transboundary transport is obliged to provide adequate protection against damage to batteries and accumulators during transport, loading and unloading, in particular through adequate packaging and proper storage of the load.

(6) the competent state administrative authority for waste management will impose a fine from EUR 4 000 to EUR 350 000 upon legal persons or sole traders who violate obligations pursuant to:

Article 84 (3) - transboundary movement of waste from another Member State to the Slovak Republic and import of waste from a non-Member State to the Slovak Republic for the purpose of disposal it is prohibited, unless otherwise determined by an international treaty to which the Slovak Republic is party.

Article 84 (5) - it is prohibited to:

- a) to organize, mediate or otherwise engage in the transboundary movement of waste in contravention of this Part of Act on Waste,
- b) import/export/transit to/from/through third countries or import the waste to the territory of the Slovak Republic, transit of waste through the territory of the Slovak Republic or export of waste from the territory of the Slovak Republic contrary to this part of the law,
- c) carry out transboundary movements of waste in contravention of the conditions laid down in the consents to the transboundary movement of waste under this Part of the Act.

Slovenia:

<http://www.pisrs.si/Pis.web/pregledPredpisa?id=ZAKO1545>

Spain:

<https://www.miteco.gob.es/es/calidad-y-evaluacion-ambiental/temas/prevencion-y-gestion-residuos/traslados/>

https://www.miteco.gob.es/es/calidad-y-evaluacion-ambiental/temas/prevencion-y-gestion-residuos/traslados/Procedimiento_traslados_internacionales_residuos.aspx

UK:

UK Transfrontier Shipments of Waste Regulations 2007:
<http://www.legislation.gov.uk/ukSI/2007/1711/contents>

UK Plan for Shipments of Waste:
https://www.gov.uk/government/uploads/system/uploads/attachment_data/file/69546/pb13770-waste-shipments.pdf

5.3.4 Question 2a: National Definition of Waste Used for the Purpose of Transboundary Movements of Waste

Member States were asked to provide details on their national definitions of waste. The responses have been summarised below:

Austria (2016-2019): The definition of waste is contained in Article 2 of the Federal Waste Management Act (BGBl.I Nr 102/2002 as amended) and in line with Directive 2008/98/EC. The Austrian Waste List (national waste codes) is enclosed. Hazardous wastes are marked with "g".

Belgium (2016-2019): 'Waste' means any substance or object which the holder discards or intends or is required to discard.

Bulgaria (2016-2019): According to § 1, point 17 of the Additional provision of the Waste Management Act "waste" means any substance or object which the holder discards or intends or is required to discard; The definition transposes the definition of waste laid down in Directive 2008/98/EC of the European Parliament and the Council of 19 November 2008 on waste and repealing certain Directives.

Croatia (2016-2019): 'Waste' means any substance or object which the holder discards or intends or is required to discard.

Cyprus (2016-2019): The House of Representative passed the new Waste Law on December 23, 2011 (Law 185(I)/2011). Within the new Law there is a definition of waste used for the purpose of transboundary movements of waste and it is in accordance with the provisions of the EU Revised Waste Framework Directive (2008/98/EC), the Waste Shipment Regulation (1013/2006/EC) and the Basel Convention.

Czech Republic (2016-2019): Act on Waste No. 185/2001 Coll., as amended. Waste means any movable thing, which a person discards or intends or is required to discard.

Denmark (2016-2019): According to EU directive 2008/98/EC Article 3 (1): "waste" means any substance or object which the holder discards or intends or is required to discard. This is implemented in the Danish Statutory Order of Waste No. 1309/2012, § 2 and according to the 2019 response in the Danish Statutory Order of Waste no. 2159 of 09/12/2020.

Estonia (2016-2019): Waste shall mean any movable property or registered ship, which the holder has discarded or intends or is required to discard.

Finland (2016-2019): Waste means any substance or object which the holder discards, intends to discard or is required to discard.

France (2016-2019): Directive 2008/98/EC, Article 3: "waste" shall mean "any substance or object which the holder discards or intends or is required to discard". The national legislation: the Code of the Environment, Article L 541-1-1, gives the same definition.

Germany (2016-2019): In Germany the provisions of the Regulation (EC) No. 1013/2006 of the European Parliament and of the Council of 14 June 2006 on shipments of waste apply (Waste Shipment Regulation). Concerning the definition of waste the Regulation refers to the Waste Framework Directive (2008/98/EC). Article 3 (1) reads: "Waste means any substance or object which the holder discards or intends or is required to discard."

Pursuant to Article 6 of this Directive, certain specified waste shall cease to be waste when it has undergone a recovery, including recycling, operation and complies with specific criteria to be developed in accordance with the following conditions:

- a) the substance or object is commonly used for specific purposes;
- b) a market or demand exists for such a substance or object;
- c) the substance or object fulfils the technical requirements for the specific purposes and meets the existing legislation and standards applicable to products; and
- d) the use of the substance or object will not lead to overall adverse environmental or human health impacts.

Such specific criteria have been developed for iron, steel and aluminium scrap, (Regulation (EU) No. 333/2011), copper scrap (Regulation (EU) No. 715/2016) and glass cullet (Regulation (EU) No. 117/2012).

Greece (2016-2019): In national legislation (Law 4042/2012, OJG 24 A) the definition of "waste", as stated in Directive 2008/98/EC, is used "any substance or object which the holder discards or intends or is required to discard".

Hungary (2016-2019): According to Paragraph 2, point 35 of the Act CLXXXV of 2012 on waste, waste shall mean any substance or object which the holder discards or intends to discard or is required to discard.

Ireland (2016-2019): Section 4(1)(a) of the Waste Management Act, 1996, as amended defines waste to mean any substance or object belonging to a category of waste specified in the First Schedule (of the Act), or for the time being included in the European Waste Catalogue which the holder discards or intends to or is required to discard, and anything which is discarded or otherwise dealt with as if were waste shall be presumed to be waste until the contrary is proved. Regulations to transpose the provisions of the Revised Waste Framework Directive – 2008/98/EC were signed into Irish law on the 31st of March 2011. The regulations, amend the definition of waste to "waste' means any substance or object which the holder discards or intends or is required to discard".

Italy (2016-2019): The national definition of waste is in accordance with the Legislative Decree No

152/2006, the Regulation (EC) No.1013/2006 and as defined in Article 3(1)(a) of Directive 2008/98/EC as modified by Directive 851/2018/EU.

Latvia (2016-2019): “Waste - any object or substance which holder disposes of, or intends to or is forced to dispose of.” (Waste Management Law, Article 1.1)

Lithuania (2016-2019): According to the Law on Waste Management of the Republic of Lithuania No VIII-787 "waste means any substance or item which the holder discards or intends or is required to discard".

Luxembourg (2016-2019): In line with the WFD, the definition of waste is written in the national waste legislation: "Loi modifiée du 21 mars 2012 relative aux déchets": "«déchets»: toute substance ou tout objet dont le détenteur se défait ou dont il a l'intention ou l'obligation de se défaire" which translates to “Waste: any substance or object which the holder discards or intends or is required to discard”.

Malta (2016-2019): “Waste” means any substance or object which the holder discards or intends or is required to discard.

The Netherlands (2017): The Netherlands uses the EC definition of waste as described in Directive 2008/98/EC, Article 3.1). This article is implemented in national legislation: the Wet Milieubeheer, Article 1.1.

Poland (2016-2019): In the light of the Act on Waste of 14 December 2012 (Official Journal of 2016 item 21) “waste” shall mean any substance or object which the holder discards, intends to discard or is required to discard.

Portugal (2016-2019): According to the Waste act (Decree-Law 73/2011 of 17 June 2011), waste is any substance or object which the holder discards or intends or is required to discard, in accordance with Directive 2008/98/EC of the European Parliament and of the Council of 19 November 2008.

Romania (2016-2019): Waste - any substance or object which the holder discards or intends or has the obligation to discard (Anx. 1, point 9, L 211/2011 waste framework law).

Slovakia (2016-2019): According to the Act No. 79/2015 Coll. on waste and on amendments to certain acts as amended, Article 2 (1) a waste means a movable object or substance which the holder discards or intends or is required to discard under this Act or a specific regulation (for example Act No. 355/2007 on the protection, promotion and development of public health and on amendments to certain acts, Act No. 362/2011 on medicinal products and medical devices and on amendments to certain acts, as amended).

The national waste definition refers to the waste definition of the Directive 2008/98/EC of the European Parliament and of the Council on waste and repealing certain Directives as amended.

Slovenia (2016-2019): Slovenia have not provided the text of their waste definition. They do report that it is in line with the WFD and provide the following link to the relevant national legislation: <http://www.pisrs.si/Pis.web/pregledPredpisa?id=URED7011>

Spain (2017-2018): According to the Act 22/2011, of July the 28, on Wastes, Article 3, Definitions: “waste” means any substance or object which the holder discards or intends or is required to discard.

Spain (2019): Spain provided no definition of waste.

Sweden (2016-2019): Waste means any substance or object in the categories set out in a list of waste categories which the holder discards or intends to or is required to discard. For the purpose of transboundary movements of waste, EU regulation 1013/2006 on shipments of waste defines what waste should be controlled.

The United Kingdom (2016-2019): ‘Waste’, including wastes subject to transboundary movements, is defined in Article 3(1) of the EC Framework Directive on Waste (Council Directive 2008/98/EC).

Article 3(1) provides that ‘waste’ means any substance or object which the holder discards or intends or is required to discard.

5.3.5 Question 2b: National Definition of Hazardous Waste Used for the Purpose of Transboundary Movements of Waste

The EU definition of hazardous waste differs from the definition of the Basel Convention. According to the Directive on Hazardous Waste (Council Directive 91/689/EEC as amended by Directive 2008/98/EC) “hazardous waste” is defined as follows:¹⁸

- “Waste classified as hazardous waste featuring on the list established by Commission Decision 2000/532/EC on the basis of Annexes I (Categories of hazardous waste listed according to their nature or the activity which generated them) and II (Constituent of the wastes in Annex I.B. which render them hazardous when they have the properties described in Annex III) to this Directive. This waste must have one or more of the properties listed in Annex III (Properties of waste which render them hazardous). The list shall take into account the origin and composition of the waste and, where necessary, limit values of concentration...” and
- “Any other waste which is considered by a Member State to display any of the properties listed in Annex III...”

The properties which render waste hazardous are further specified by the Decision 2000/532/EC¹⁹ establishing a List of Wastes as last amended by Decision 2001/573/EC²⁰.

All Member States other than **Croatia (2016-2019)** and **Spain (2016 and 2019)** responded that they have a national definition of hazardous waste. The responses which include an alternate national definition of hazardous waste or that submitted additional information to the above are outlined below.

Austria (2016-2019): The definition of hazardous waste is laid down in the Regulation of a Waste List (BGBl. II 570/2003 as amended).

Belgium (2016-2019): ‘Hazardous waste’ means waste which displays one or more of the hazardous properties listed in Annex III of the EU Waste Framework Directive (2008/98/EC).

Bulgaria (2016-2019): According to § 1, point 12 of the Additional provision of the Waste Management Act "hazardous waste" means waste which displays one or more of the hazardous properties listed in Annex 3 to the Waste Management Act. The definition transposes the definition laid down in Directive 2008/98/EC of the European Parliament and the Council of 19 November 2008 on waste and repealing certain Directives. Annex 3 to the Waste Management Act provides a list of the properties of waste which render it hazardous.

Croatia (2016-2019): Croatia stated that there is no national definition of hazardous waste.

Cyprus (2016-2019): The House of Representative passed the new Waste Law on December 23, 2011 (Law 185(I)/2011). Within the new Law there is a definition of waste used for the purpose of transboundary movements of waste and it is in accordance with the provisions of the Revised Waste Framework Directive (2008/98/EC), the Waste Shipment Regulation (1013/2006/EC) and the Basel Convention.

¹⁸ Directive 91/689/EEC on hazardous waste (repealed) (OJ No. L 377/20 of 31.12.91)

¹⁹ Commission Decision of 3 May 2000 replacing Decision 94/3/EC establishing a list of wastes pursuant to Article 1(a) of Council Directive 75/442/EEC on waste and Council Decision 94/904/EC establishing a list of hazardous waste pursuant to Article 1(4) of Council Directive 91/689/EEC on hazardous waste (notified under document number C(2000) 1147)

²⁰ Commission Decision of 23 July 2001 amending Commission Decision 2000/532/EC as regards the list of wastes

Czech Republic (2016-2019): Hazardous waste means waste which displays one or more of the hazardous properties listed in Commission Regulation (EU) No 1357/2014.

Denmark (2016-2019): According to the Danish Statutory Order of Waste No. 1309/2012, § 3, No. 22 and the Danish Statutory Order of Waste No. 2159/2020, § 3 (17), “hazardous waste” is waste which is listed on and marked as hazardous waste in the list of wastes contained in Annex 2, which exhibit one or more of the properties specified in Annex 3. Hazardous waste also includes any wastes which exhibit properties that are listed in Annex 3. (Denmark did not submit a questionnaire in 2018).

Estonia (2016-2019): Section 6: Hazardous waste are waste, which due to at least one of the hazardous properties set out in Commission Regulation (EU) No. 1357/2017 may cause a hazard to health, property or the environment.

Finland (2016-2019): Hazardous waste means any waste with properties that render it flammable or explosive, infectious, or hazardous to human health or the environment in other ways, or with other corresponding properties (hazardous properties).

France (2016-2019): The definition of hazardous waste of the Waste Framework Directive (2008/98/EC) applies. Article 3 (2) reads: “‘hazardous waste’ means waste which displays one or more of the hazardous properties listed in Annex III

Germany (2016-2019): The definition of hazardous waste of the Waste Framework Directive (2008/98/EC) applies. Article 3 (2) reads: “*Hazardous waste means waste which displays one or more of the hazardous properties listed in Annex III*”. Annex III has been aligned to Regulation (EC) No. 1272/2008 which is in line with the Global Harmonized System of Classification and Labelling of Chemicals of the United Nations. There is also a German Ordinance on a List of Waste with which the EU Waste List has been transposed.

Greece (2016-2019): In national legislation (Law 4042/2012, OJG 24 A) the definition of “hazardous waste”, as stated in the Revised Waste Framework Directive (2008/98/EC), is used: “*hazardous waste*” means waste which displays one or more of the hazardous properties listed in Annex III”.

Hungary (2017-2019): According to the Act CLXXXV of 2012 on waste, section 2 point 48. ‘Hazardous waste’ shall mean waste bearing at least one of the hazardous characteristics set out in Schedule No. 1. Hungary applies the European List of Waste (LoW) codes to identify wastes. The LoW contains 107 codes for hazardous wastes. These codes are not compatible with Y codes of Basel Convention.

Ireland (2016-2019): Section 4(2)a of the Waste Management Act, 1996, as amended, defines hazardous waste to mean a waste specified in the European Waste Catalogue/Hazardous Waste List (EWC/HWL), which has one or more hazardous properties specified in the Second Schedule of the Act.

The Minister for the Environment, Community and Local Government may prescribe a waste which is not specified in the HWL if it has one or more hazardous properties specified in the Second Schedule of the Act.

New regulations to transpose the provisions of the Revised Waste Framework Directive (2008/98/EC) were signed into Irish law on the 31 March 2011. The regulations amend the definition of hazardous waste to: “*Hazardous waste means waste (within the meaning of this section) which displays one or more of the hazardous properties listed in the Second Schedule*”.

Italy (2016-2019): The general definition of hazardous waste is set by the Legislative Decree No 152/2006 and by the Regulation (EC)No. 1013/2006 adopting the Directive 2008/98/EC.

Latvia (2016-2019): “*Hazardous waste - Waste which has one or more characteristics which makes it hazardous.*” (Waste Management Law, Article 1.2). Lists that contain such wastes are the OECD and EU waste lists.

Malta (2016-2019): *“Hazardous wastes” means waste which displays one or more of the hazardous properties listed in Schedule 3. (Source: S.L. 549.63, The Waste Regulations, 2011)*

The **Netherlands (2017):** The Netherlands uses the EC definition of hazardous waste as described in Directive 2008/98/EC, Article 3.2). This article is implemented in national legislation: the Wet Milieubeheer, Article 1.1. The lists that contain these wastes are the OECD and EU-Waste lists.

Poland (2016-2019): Poland defines hazardous waste as waste which has at least one hazardous property. Poland’s national list of hazardous wastes is defined in the ordinance of the Minister of Environment of 9 December 2014 on the waste catalogue (Official Journal of 2014, Item 1923). The list is based on the European Waste Catalogue. The Polish national list of hazardous waste covers all types of hazardous waste stipulated in European Waste Catalogue and additionally covers:

- 01 03 80* Tailings from enrichment by flotation of non-ferrous metal ores that contain hazardous substances
- 01 04 80* Tailings from enrichment by flotation of coal that contain hazardous substances
- 01 04 82* Tailings from enrichment by flotation of sulphide ores that contain hazardous substances
- 01 04 84* Tailings from enrichment by flotation of phosphoric ores (phosphorites, apatites) that contain hazardous substances
- 02 01 80* Dead animals and animals slaughtered out of necessity as well as animal tissue waste, that exhibit hazardous properties
- 02 02 80* Animal tissue waste that exhibits hazardous properties
- 03 01 80* Waste from chemical processing of wood that contain hazardous substances
- 05 06 80* Liquid wastes that contain phenols
- 07 04 80* Expired plant protection agents, toxicity class I and II (highly toxic and toxic)
- 07 05 80* Liquid wastes containing hazardous substances
- 09 01 80* Expired photography reagents
- 10 11 81* Asbestos-containing waste
- 16 81 Waste resulting from accidents and unplanned events
- 16 81 01 * Wastes exhibiting hazardous properties
- 16 82 Waste resulting from natural disasters
- 16 82 01 * Wastes exhibiting hazardous properties
- 18 01 80* Used therapeutic baths, biologically active, with infectious capability
- 18 01 82* Food remains from feeding patients residing in infectious unit

Portugal (2016-2019): According to the Waste act (Decree-Law 73/2011 of 17 June 2011), hazardous waste means waste which displays one or more of the hazardous properties listed in Annex III of Directive 2008/98/EC of the European Parliament and of the Council of 19 November 2008.

Romania (2016-2019): Hazardous waste - any waste with one or more of the hazardous properties listed in annex no. 4 *) to the law. Romania uses the EU and OECD (added in 2017-2019) waste lists.

Slovakia (2016): According to the Act No. 79/2015 Coll. on waste and on amendments to certain acts as amended - hazardous waste means waste which displays one or more of the hazardous properties listed in Annex of a specific regulation - Commission Regulation (EU) No. 1357/2014 of 18 December 2014, replacing Annex III to the Directive of the European Parliament and of the Council 2008/98/EC on waste and repealing certain Directives (OJ.V. L 365, 19.12.2014). The Annex III (Properties of waste which render it hazardous) is broader than the list of hazardous characteristics contained in Annex III to the Basel Convention.

Waste considered as hazardous waste:

- a) Listed in Annex VIII to the Basel Convention;
- b) Designated as hazardous in the Waste Catalogue;

c) Listed in Annex IX to the Basel Convention and containing substances listed in Annex I to the Basel Convention within a scope causing the occurrence of dangerous properties listed in Annex III to the Basel Convention.

Slovakia (2017-2019): The Decree No. 320/2017 covers all types of hazardous waste listed in the European Waste Catalogue and additionally it covers one hazardous waste which is not under the European Waste Catalogue: 20 01 05 - packaging containing residues of or contaminated by dangerous substances including empty pressure containers.

Slovenia (2016-2019): Slovenia does not specify the national definition of hazardous waste but provides the following link: <http://www.pisrs.si/Pis.web/pregledPredpisa?id=URED7011> and reports that the EU-Waste List is used.

Spain (2017-2018): According to Spanish legislation, “hazardous waste” means waste which displays one or more of the hazardous properties listed in Annex III of the Act 22/2011, of 28 July, on Wastes; including packaging that has contained them.

Spain (2019): Spain provided no definition of hazardous waste.

Sweden (2016-2019): Transposed from the EU-Waste List, in Sweden's Waste Ordinance (SFS 2011:927), hazardous waste is defined as waste that is marked with an asterisk in Annex 2 or any other waste that exhibits one or more of the characteristics that are mentioned in Annex 3.

The United Kingdom (2016-2017): The European Waste Catalogue is transposed in England, Wales and Northern Ireland through the following regulations: the List of Wastes (Wales) Regulations 2005; the List of Wastes (England) Regulations 2005; and the List of Wastes Regulations (Northern Ireland) 2005.

There was no mention of these national waste lists in 2018-2019 but according to the UK Government’s website, they are still in place.²¹

5.3.6 Question 2c: Non-Hazardous Wastes that Require Special Consideration when Subjected to Transboundary Movement

Wastes subject to control for transboundary movements are listed in Annex IV while wastes subject only to information requirements, if the waste is destined for recovery, are set out in Annex III of the Waste Shipment Regulation. Annex IV also contains wastes which do not exhibit intrinsic hazardous properties established in Annex III of the Basel Convention. The control of the transboundary movement of these wastes is considered necessary for the environmentally sound management of waste.

Wastes listed in Annex III “Green list of wastes” of the Waste Shipment Regulation may also be subject to hazardous waste controls if they are contaminated by other materials to an extent which increases the risks associated with the waste sufficiently to render it appropriate for inclusion in the red list or prevents the recovery of the waste in an environmentally sound manner. Mixtures of waste and other wastes that do not have one single entry in Annex III of the Waste Shipment Regulation have to be notified before shipment.

Shipments of non-hazardous wastes for recovery to non-OECD countries may also be subject to hazardous waste control procedures according to the wishes of the importing country. A separate

²¹ <https://www.legislation.gov.uk/uksi/2005/895/contents/made>
<https://www.legislation.gov.uk/wsi/2005/1820/contents/made>
<https://www.legislation.gov.uk/nisr/2005/301/made>

Commission Regulation (EC) No. 1418/2007 and amendment (EC) No. 740/2008 set out the applicable control procedures for such shipments.^{22,23}

This was an optional question. Member States that did *not* identify wastes other than those mentioned in question 2b were as follows: **Denmark, France (2017-2019), Ireland, Italy, Lithuania, Luxembourg, the Netherlands, Poland, Romania, and the United Kingdom.**

The responses of those Member States that did identify wastes other than those mentioned in question 2b are listed below:

Austria (2016-2019): All waste destined for final disposal are subject to notification procedure. All waste not listed in Annex 3 of the EU Waste Shipment Regulation are always subject to a notification procedure. For wastes listed in Annex 3 of the WSR but destined for a non-OECD country a notification procedure applies if this is wished by the importing country (according to the Regulation (EU) 1418/2007 as amended).

Belgium (2016-2019): Belgium referred to the provisions of the EU Waste Shipment Regulation. In 2016 also mention that transport should be accompanied by form in Annex VII of EU Waste Shipment Regulation.

Bulgaria (2016-2019): Wastes destined for recovery operations which are not classified under one single entry in either Annex III, IIIB, IV or IVA to Regulation (EC) No 1013/2006 on shipments of waste and also the mixtures of wastes not classified under one single entry in either Annex III, IIIB, IV or IVA unless listed in Annex IIIA.

Croatia (2016-2019): According to Article 3 Paragraph 1 to Regulation (EC) no. 1013/2006 on shipments of waste: Shipments of the following wastes shall be subject to the procedure of prior written notification and consent as laid down in the provisions of this Title:

(a) if destined for disposal operations:

all wastes;

(b) if destined for recovery operations:

(i) wastes listed in Annex IV, which include, inter alia, wastes listed in Annexes II and VIII to the Basel Convention,

(ii) wastes listed in Annex IVA,

(iii) wastes not classified under one single entry in either Annex III, IIIB, IV or IVA,

(iv) mixtures of wastes not classified under one single entry in either Annex III, IIIB, IV or IVA unless listed in Annex IIIA.

Cyprus (2016-2019): According to the European Regulation 1013/2006/EC non-hazardous wastes exported for disposal need Prior Notification. Furthermore, according to the European Regulation 1418/2007/EC non-hazardous wastes exported to third countries for recovery need prior notification or special requirements or prohibited according to the requirements set by these countries

²² Commission Regulation (EC) No. 1418/2007 of 29 November 2007 concerning the export for recovery of certain waste listed in Annex III or IIIA to Regulation (EC) No. 1013/2006 of the European Parliament and of the Council to certain countries to which the OECD Decision on the control of transboundary movements of wastes does not apply

²³ Commission Regulation (EC) No. 740/2008 of 29 July 2008 amending Regulation (EC) No. 1418/2007 as regards the procedures to be followed for export of waste to certain countries

Czech Republic (2016-2019): Transboundary movement of the following waste types is subject to prior written notification and consent:

- i. Wastes destined for final disposal operations.
- ii. Amber listed wastes (Annex IV to the EU Regulation 1013/2006) not included in Annex II and VIII to the Basel Convention.
- iii. Wastes not classified under one single entry in either Annex III to the EU Regulation 1013/2006 (Green listed waste) or Annex IV to the EU Regulation 1013/2006 (Amber listed waste).
- iv. Mixtures of wastes not listed in Annex IIIA to the EU Regulation 1013/2006.

Estonia (2016-2019): All wastes that are not listed in Basel Convention Annex VIII and IX.

Finland (2016-2019): The non-hazardous waste not listed in EU waste shipment regulation Annex III.

France (2016): Waste destined for recovery that are not hazardous and not listed in annexes III, IIA, IIIB and IV of the Waste Shipment Regulation.

Germany (2016-2019): Wastes destined for final disposal that are not hazardous and wastes destined for recovery that are not hazardous and non-listed wastes pursuant to Article 3(1)(b)(iii) and (iv) WSR, i.e. wastes not listed in Annexes III, IIIA, IIIB or IV WSR.

Greece (2016-2019): According to Waste Shipment Regulation (Regulation (EC) 1013/2006 of the European Parliament and of the Council of 14 June 2006 on shipments of waste).

Subject to PIC procedure are also:

(1) non listed waste,

(2) all waste destined for Annex IV.A operations, and

(3) waste that are included in Annex IX (LIST B) that are destined for Annex IV.B operations, and the competent authority of destination is a non-party to OECD and has neither indicated that the import of the type of waste to be transported is prohibited, nor that a simplified procedure (see Article 18 and Annex VII of the WSR) may be applied (see also Regulation (EC) no 1418/2007 as amended).

Hungary (2016-2019): Hungary did not provide any further information.

Latvia (2016-2019): Lists of regulated/controlled wastes are included in Annex V of the of the Regulation (EC) No 1013/2006.

Malta (2016-2019): Malta regulates transboundary movements of wastes as per Annexes III, IIIA, IIIB, IV and V to the WSR. Shipments of waste (irrespective of their nature) intended for disposal are always subject either to the prior notification and consent procedure or export prohibition. Moreover, pursuant to Article 3(1)(b)(iii) and (iv) of the WSR, transboundary movements of unlisted, non-hazardous wastes (i.e. non-hazardous wastes which are not listed in Annexes III, IIIA, IIIB and IV to the aforementioned Regulation) destined for recovery are subject to the prior notification and consent procedure.

Portugal (2016-2019): Wastes that are not listed in accordance with Regulation (EC) No. 1013/2006 of the European Parliament and of the Council of 14 June 2006 are subject to control procedures when subjected to transboundary movement. The same procedures are in place for these wastes as for wastes controlled according to Basel Convention (Annex VIII and II).

Spain (2017-2018): The transboundary movement of wastes in Spain, is regulated by the Waste Shipment Regulation (1013/2006/EC) and Commission Regulation (EC) No. 1418/2007.

Provisions in these regulations and their annexes define the wastes to be controlled and how the control applies. Since there is no definition of hazardous wastes in these regulations, it is not possible to concisely list those wastes which, even though not included under Article 1 (1) of the Basel Convention, will be subject to the control of shipments. It has to be determined in each case whether

the waste is listed under the previous Regulations, and then check which, if any, control of shipment applies.

Spain (2019): Spain reported that no additional wastes required special consideration.

Slovakia (2016-2019): Slovakia requires special consideration for wastes which are not hazardous nor classified to either the Green (Annex II) or Amber lists (Annex III) of waste in the WSR.

Slovenia (2016-2019): All waste destined for final disposal is subject to the notification procedure as defined by the BC (prior written consent).

Sweden (2016-2019): Green-listed waste requires certain information and a special contract in line with the WSR. Transboundary movements of mixed waste, unlisted waste (waste without one single entry in the WSR), household waste, and all waste for disposal require notification prior to shipment.

5.3.7 Question 3a: Implementation of the Amendment to the Basel Convention (Decision III/1)

Decision III/I²⁴ of the Conference of the Parties to the Basel Convention - which added a new Annex VII to the Convention prohibiting (as of 1 January 1998) all exports of hazardous waste for recovery to non-OECD countries ("Basel ban") - has been implemented in EU legislation by the Waste Shipment Regulation. As the Regulation has direct effect, the Basel ban amendment is thereby implemented in all EU Member States.

All Member States said they have implemented the Amendment. Member States that gave no additional information to the EU legislation above were as follows: **Belgium, Czech Republic, Denmark (2016, 2017), Estonia, France, Hungary, Italy, Latvia, the Netherlands, Slovakia, Slovenia, Spain, Sweden and the United Kingdom.**

Additional information submitted by Member States on relevant legislation and its entry into force is provided below.

Austria (2016-2019): The ban is implemented via EU-Legislation (Shipment Regulation 1013/2006/EC (OJ L 190/1 12.07. 2006). Austria ratified the two amendments to the Basel Convention (III/1 and IV/9) in 1999 (Fed. Law Gaz.III 2000/6). These amendments became effective October 26th 1999. Austria ratified the amendments of Annex VIII and IX (Decision VI/35 and Decision VII/19)in 2010 (Fed. Law Gaz III 2010/46).

Bulgaria (2016-2019): Bulgaria ratified the amendment to the Basel Convention (Decision III/1) "Ban amendment" on 15.02.2000. Bulgaria is implementing the ban according to Regulation (EC) No. 1013/2006 of the European Parliament and of the Council of 14 June 2006 on shipments of waste (OJ L 190/1 12.07. 2006).

Croatia (2016-2019): The Republic of Croatia officially ratified Ban Amendment on the 6th September 2019, but it has been implemented since Croatia became an EU member state (the 1 st July 2013).

Cyprus (2016-2019): A Law ratifying the amendment of the Basel Convention has been passed on 14.04.2000 (No. 12(III)/2000).

Denmark (2018-2019): The amendment to the Basel Convention (Decision III/1) has been implemented in the Danish Statutory Order of shipment of waste and used electrical and electronic equipment no. 1229/2019 paragraph 10. (Denmark did not submit a questionnaire on 2018).

Finland (2016-2019): The Decision has been in force since 01.10.1995.

Germany (2016-2019): The export prohibition has been implemented through Article 36 of the Waste Shipment Regulation. Germany ratified Decision III/1 in 2002.

Greece (2016-2019): As part of the Regulation (EC) No. 1013/2006 of the European Parliament and of the Council of 14 June 2006 on shipments of waste. Moreover, the amendment of Basel Convention has been ratified by the Law No. 3835/2010 (OGG 43 A) (ratification act).

Ireland (2016-2019): Ireland formally ratified the Amendment to the Basel Convention (Decision III/1) on 13.11.2009.

²⁴ The Basel Ban Amendment,
<http://www.basel.int/Implementation/LegalMatters/BanAmendment/Overview/tabid/1484/Default.aspx>

Lithuania (2016-2019): Lithuania approved the Ban Amendment (Decision III/1 of the Conference of the Parties to the Basel Convention) on 18th September, 2003, Ban Amendment entered into force for Lithuania on 15th October, 2003.

Luxembourg (2016-2019): The amendment was introduced by law on 29 June 1997.

Malta (2016-2019): Malta accepted the Amendment on 12 December 2011.

Poland (2016-2019): The Act of 5 July 2002 on Ratification of Amendment to Basel Convention about Control of Transboundary Movement and disposal of Hazardous Waste (Official Journal of 2002) came into force in September 2002.

Portugal (2016-2019): Portugal ratified the Amendment through Decision III/1 on 30 November 2000 (Notice No 229/99, of 7 December 1999).

Romania (2016-2019): Romania ratified the Amendment and the Annexes VIII and IX of the Basel Convention through the Law No. 265/2002.

5.3.8 Question 3b: Restrictions on the Export of Hazardous Wastes and Other Wastes for Final Disposal (Annex IV A)

In accordance with provisions of Article 34 of the Waste Shipment Regulation:

- All exports of waste from the Community destined for disposal shall be prohibited, with the exception of European Free Trade Association (EFTA) countries which are also Parties to the Basel Convention.
- However, exports of waste for disposal to an EFTA country Party to the Basel Convention shall also be prohibited:
 1. where the EFTA country prohibits imports of such waste; or
 2. if the Competent Authority of dispatch has reason to believe that the waste will not be managed in an environmentally sound manner in the country of destination concerned.

Shipments of waste destined for disposal operations between Member States of the EU are subject to notification procedure stipulated in Articles 3 to 11 of the Waste Shipment Regulation. In case of export of waste for disposal to EFTA countries, the notification procedure stipulated in Article 35 of the Waste Shipment Regulation should be applied.

Most Member States have introduced the relevant restrictions, referencing the Waste Shipment Regulation. Member States which gave no additional information were as follows: **Bulgaria, Croatia, Estonia, France, Germany, Hungary (2016 and 2017), Ireland, Italy, Latvia, Lithuania, Poland, Slovenia, Spain, and Sweden.**

Hungary (2018 and 2019) and Romania do not have restrictions on the export of hazardous waste or other wastes for final disposal.

Below summarises additional information submitted by Member States on relevant legislation and its entry into force as well as other remarks.

Note: Question 3(b) also asks Member States about the specific countries/regions and/or wastes which would be covered by this restriction and for any other relevant remarks. These replies have not been included below, which focuses on the relevant legislation and its entry into force.

Austria (2016-2019): An export for final disposal is restricted to countries member of either EU or EFTA (and party to the Basel Convention). However, the export for final disposal is allowed only provided there is no equal disposal option in Austria or the transport distance to a foreign disposal facility is significant shorter than to a domestic disposal facility (principle of proximity). Federal Waste Management Plan 2017 statutes the principle of self-sufficiency for final disposal. Based on this principle, objections are raised in case of exports for final disposal provided there is a suitable

disposal option in Austria. Furthermore (in line with the EU Regulation 1013/2006/EC) exports for the purpose of final disposal are allowed only to member states of the European Economic Area.

Belgium (2016): Besides the Ban Amendment as implemented by the EU Waste Shipment Regulation, the self-sufficiency principle is applied, except where specific capacity lacks domestically and is to be used in neighbouring countries.

(2017-2019): Belgium fulfils the Provision of the Regulation (EC) N° 1013/2006 on the supervision and control of shipments of waste within, into and out of the European Community. The export of hazardous waste and other waste for final disposal to non-EU is prohibited, with the exception of EFTA countries. Regulation (EC) N° 1013/2006 entered into force on 12 July 2007.

Cyprus (2016-2019): Relevant pieces of legislation: Waste Law on December 23, 2011 (No. 185(I)/2011); and a Law ratifying the amendment of the Basel Convention has been passed on 14.4.2000 (No. 12(III)/2000).

Czech Republic (2016-2019): Act on Waste No. 185/2001 Coll., as amended and Waste Management Plan of the Czech Republic (Government Decree No. 352/2014 Coll., as amended)

Denmark (2016-2019): Paragraph 10 - in the Danish Statutory Order of shipment of waste and used electrical and electronic equipment no. 1229/2019 (which amended the Statutory Order no. 132/2014) has a general prohibition on import and export of waste for disposal. The prohibition is not applicable if there are no suitable disposal facilities in Denmark, nor is it applicable for shipments of hazardous waste destined for incineration D10. This prohibition is in accordance with EU Waste Shipment Regulation 1013/2006 article 11.1 (a)

Finland (2016-2019): Regulation (EC) No. 1013/2006 of the European Parliament and of the Council on shipments of waste. The regulation came into force in Finland on 12 July 2007. The Waste Act (646/2011) came into force on 1 May 2012.

Greece (2016-2019): Regulation (EC) 1013/2006 of the European Parliament and of the Council of 14 June 2006 on shipments of waste. In addition, according to Law 4042/2012, transposing Directive 2008/98/EC, the export of waste oils to incineration or co-incineration facilities is prohibited, if the regeneration (R9 operation) within the country is technically feasible.

Luxembourg (2016-2017): Luxembourg's national waste law of 21 March 2012 includes a partial restriction on exports of all wastes covered by the BC to non-EU countries.

Luxembourg (2018-2019): By referring to the national waste law of 21 March 2012, Luxembourg reported a total prohibition from all countries of all wastes covered by the BC as well as inert waste. No additional remarks were given to explain this change from 2016-2017. It is assumed that this change reflects clerical inconsistency rather than any legislative change because both responses referred to the same piece of legislation.

Malta (2016-2019): Malta's S.L.549.65 Waste Management (Shipments of Waste) Regulations entered into force on 4 November 2011 and transposes the provisions of the WSR regarding transboundary movements.

The Netherlands (2017): The Netherlands objects to the export of hazardous waste and to the export of any waste destined for a disposal operation when the waste is exported outside the EU and EFTA countries.

For export within the EU and to EFTA countries there will be an objection to the export when waste is destined for landfilling, when waste destined for disposal could be recycled or when the treatment is not according to a minimum standard.

Regulation (EC)1013/2006 on the shipment of waste (since 12 July 2007) gives restrictions to the export of waste to non-EU countries. There is an export ban for all hazardous waste despite of disposal or recovery operations to non-EU and non-EFTA countries. Furthermore, exports of waste for disposal

operations in non-EU and non-EFTA countries is always forbidden. Exports of waste for recovery operations of non-listed waste always require a notification procedure with written consent of all competent authorities involved before any shipment may advance.

For shipments of hazardous waste within the EU the Netherlands only has restrictions for both import and export for operation D1. Furthermore, the Wet milieubeheer obliges to follow the procedures of the regulation when waste is shipped.

When the competent authority of destination indicates a ban on the import of (certain) non-hazardous waste for recovery operations, the shipment of this waste is forbidden.

Portugal (2019): Portugal systematically objects outgoing transboundary movements of waste from Portugal (“exports”) for disposal Operations in the following situations:

- Since 01/01/2009, if those wastes can be disposed in the national CIRVER facilities (“integrated centres for recovery and disposal of hazardous waste”), as defined by the Secretary of State for the Environment in his Dispatch dated 24 July 2008.
- Since 01/02/2017, for medical waste sent for disposal operations if they can be disposed in Portuguese licenced facilities, as defined by the Secretary of State for the Environment in his Dispatch dated 17 January 2017.

Slovakia (2016-2019): Alongside the WSR, Slovakia references Articles 84 (4) and 86 of the national Act No. 79/2015 Coll. on waste and on amendments to certain acts as amended.

The **United Kingdom (2016-2019):** The UK prohibits – with some specific exemptions – the export of wastes for disposal as set out in the UK Plan for Shipments of Waste (2012).

5.3.9 Question 3c: Restrictions on the Export of Hazardous Wastes and Other Wastes for Recovery (Annex IV B)

Provisions regarding prohibition of export of waste for recovery have been provided for in Article 36 of the Waste Shipment Regulation. Article 36 of the Regulation prohibits the shipment of certain wastes that are destined for recovery from EU Member States to countries which the OECD Decision does not apply:

- a) wastes listed as hazardous in Annex V;
- b) wastes listed in Annex V, Part 3;
- c) hazardous wastes not classified under one single entry in Annex V;
- d) mixtures of hazardous wastes and mixtures of hazardous wastes with non-hazardous wastes not classified under one single entry in Annex V;
- e) wastes that the country of destination has notified to be hazardous under Article 3 of the Basel Convention;
- f) wastes the import of which has been prohibited by the country of destination; or
- g) wastes which the Competent Authority of dispatch has reason to believe will not be managed in an environmentally sound manner, as referred to in Article 49, in the country of destination concerned.

Shipments of waste listed in Annex IV of the Waste Shipment Regulation destined for recovery operations between Member States of the EU are subject to notification procedure stipulated in Articles 3 - 12 of the Regulation. Also, mixtures of waste and other unlisted wastes have to be notified before shipment for recovery. In case of export of waste for recovery to OECD countries, control procedures stipulated in Article 38 of the Regulation should be applied.

Shipments of non-hazardous wastes for recovery to non-OECD countries may also be subject to hazardous waste control procedures according to the wishes of the importing country. A separate Commission Regulation (EC) No. 1418/2007 and amendment (EC) No. 740/2008 set out the applicable control procedures for such shipments.

Most Member States have introduced the relevant restrictions, referencing the Waste Shipment Regulation. Member States that give no additional information to the legislation mentioned above were as follows: **Bulgaria, Croatia, Czech Republic, Estonia, Finland, France, Germany, Greece, Hungary (2018 and 2019), Ireland, Italy, Latvia, Lithuania, Poland, Portugal, Spain, Sweden and the United Kingdom.**

Hungary (2016 and 2017) and Romania have not introduced the restrictions.

Below summarises additional information submitted by Member States on relevant legislation and its entry into force as well as other remarks.

Note: Question 3(c) also asks Member States about the specific countries/regions and/or wastes which would be covered by this restriction and for any other relevant remarks. These replies have not been included below, which focuses on the relevant legislation and its entry into force.

Austria (2016-2019): The export of hazardous wastes in accordance with Annex V of the EU WSR (all hazardous wastes in accordance with Article 1,1,a and hazardous wastes in accordance with Article 1,1,b) to countries not listed in Annex VII is prohibited. The export of hazardous wastes in accordance with Commission Decision 2000/532/EC and of wastes listed in Annex V of the Shipment Regulation (1013/2006/EC) for recycling is allowed only to Countries applying OECD Council Decision C(2001)107 FINAL. This restriction covers all countries not applying the OECD Council Decision C(2001)107 FINAL. The EU Regulation 1013/2006/EC became effective by July 12th, 2007.

In accordance with Article 69, 7a of the Federal Waste Management Act the principle of self-sufficiency and the proximity principle is applied in the case of exports for R1 in a municipal waste incinerator.

In case of export for recycling of specific wastes Austrian Standards (laid down in national regulations) have to be complied with. These regulations are "Altholzrecyclingverordnung" "Abfallbehandlungspflichtenverordnung" "Abfallverbrennungsverordnung"

The text of these national regulations can be obtained from the FP on request.

Belgium (2016-2019): Belgium fulfils the Provision of the Council Regulation (EC) N° 1013/2006 on the supervision and control of shipments of waste within, into and out of the European Community. All exports of hazardous and other waste for recovery listed in Annex V are prohibited from EU countries to non-OECD countries.

(2016-2018): For what concerns the Walloon Region, there can be restrictions on some wastes destined for recovery (R1) if it exists a demand for local similar plants.

Cyprus (2016-2019): Waste Law on December 23, 2011 (No. 185(I)/2011. A law ratifying the amendment of the Basel Convention was passed on 14.4.2000 (No. 12(III)/2000).

Denmark (2016-2019): EU Regulation 1013/2006 of 14 June 2006. Export of waste for recovery between OECD countries has to be notified. Export of waste on annex V (hazardous according to BC and EU regulation) for recovery to Basel non-Annex VII countries is banned.

Luxembourg (2017-2019): In addition to the WSR restrictions, Luxembourg's national waste law of 21st March 2012 prohibits the export of any waste destined for recovery to non-European Union countries. The prohibition applies unless the carrier has a special permit for such an export.

Malta (2016-2019): Malta's S.L.549.65 Waste Management (Shipments of Waste) Regulations entered into force on 4 November 2011 and transposes the provisions of the WSR regarding transboundary movements.

The Netherlands (2017): Export of hazardous waste for recovery operations to non-OECD countries is banned. Non-hazardous waste destined for recovery can be shipped if the competent authority of destination has granted the shipment.

Regulation (EC)1013/2006 on the shipment of waste (since 12 July 2007) gives a ban for the export of hazardous waste for recovery to non-EU, non-OECD and non-EFTA countries. This ban is respected. For the export of hazardous waste for recovery to EU, EFTA and OECD countries no restrictions apply.

Based on the Regulation the EU asks the competent authority of a non-EU and non-OECD country if it wants to receive non-hazardous waste destined for recovery and if so to indicate the procedure to be followed. When the competent authority of destination indicates a ban on the import of (certain) non-hazardous waste for recovery operations, the shipment of this waste is forbidden.

Slovakia (2016-2019): Alongside WSR, Slovakia references Article 86 of the national Act No. 79/2015 Coll. on waste and on amendments to certain acts as amended.

5.3.10 Question 3d: Restrictions on the Import of Hazardous Wastes and Other Wastes for Final Disposal (Annex IV A)

In accordance with Article 41 of the Waste Shipment Regulation, imports into the Community of waste destined for final disposal are prohibited except those from:

- a. countries which are Parties to the Basel convention; or other countries with which the Community, or the Community and its Member States, have concluded bilateral or multilateral agreements or arrangements compatible with Community legislation and in accordance with Article 11 of the Basel Convention; or other countries with which individual Member States have concluded bilateral agreements or arrangements in accordance with paragraph 2; or
- b. other areas in cases where, on exceptional grounds during situations of crisis, peace-making, peacekeeping or war, no bilateral agreements, or arrangements pursuant to points (b) or (c) can be concluded or where a Competent Authority in the country of dispatch has either not been designated or is unable to act.

Shipment of waste destined for disposal operations between Member States of the EU is subject to notification procedure stipulated in Articles 3-12 of the Waste Shipment Regulation. In case of import of waste for disposal from a country party to the Basel Convention, control procedures stipulated in Article 42 of the Waste Shipment Regulation should be applied.

Most Member States have introduced the relevant restrictions, referencing the Waste Shipment Regulation. Member States which provided no additional information were as follows: **Belgium, Estonia, France (2019), Germany, Greece, Ireland and Italy.**

France (2016-2018) has not introduced the restrictions on the import of hazardous waste.

Below summarises additional information submitted by Member States on relevant legislation and its entry into force as well as other remarks.

Note: Question 3(d) also asks Member States about the specific countries/regions and/or wastes which would be covered by this restriction and for any other relevant remarks. These replies have not been included below, which focuses on the relevant legislation and its entry into force.

Austria (2016-2019): Austria refers to the Federal Waste Management Act (Article 69), according to which import of asbestos waste is banned.

Bulgaria (2016-2019): Total prohibition is laid down in Art. 98, para 1 of the Waste Management Act.

Croatia (2016-2019): Act on sustainable waste management (Official Gazette No. 94/13, 73/17, 14/19 and 98/19) entered into force in July 2013.

Cyprus (2016-2019): lists the following relevant pieces of legislation: Waste Law on December 23, 2011 (No. 185(I)/2011); and a Law ratifying the amendment of the Basel Convention has been passed on 14.4.2000 (No. 12(III)/2000).

Czech Republic (2016-2019): Act on Waste No. 185/2001 Coll., as amended.

Denmark (2016-2019): Paragraph 10 in the Danish Statutory Order of shipment of waste and used electrical and electronic equipment no. 1229/2019 (which amended the Statutory Order no. 132/2014) has a general prohibition on import and export of waste for disposal. The prohibition is not applicable if there are no suitable disposal facilities in Denmark, nor is it applicable for shipments of hazardous waste destined for incineration D10. (Denmark did not submit a questionnaire in 2018).

This prohibition is in accordance with EU Waste Shipment Regulation 1013/2006 article 11.1 (a).

Finland (2016-2019): Waste Act (646/2011) came into force on 1 May 2012.

Hungary (2017-2019): Import of hazardous wastes into Hungary for final disposal is banned.

- Paragraph 19, Section 2 of the Act CLXXXV of 2012 which came into force on 1 January 2016;
- Paragraph 1, Section 3 of the Governmental Decree No. 180/2007 (VII. 3.) on the transboundary waste shipment which came into force on 12 July 2007.
- (2018,2019)National Waste Management Plan from 2014-2020 adopted by the Government Decree No. 2055/2013 (XII.3.1.)

Latvia (2016-2019): Through its national legislation (Waste Management Law, 18 November 2010), Latvia has a total prohibition on the imports (from all countries) of all wastes covered by the BC, Amber List EU wastes, and nationally defined hazardous wastes.

Lithuania (2016-2019): Lithuania prohibits the imports of household waste and solid recovered fuel for the final disposal from all countries (art.4(1)a) of the Basel Convention).

Lithuania also applies general restrictions on import of waste destined for final disposal in EU as indicated in Regulation No.1013/2006 (art.41): imports of waste for final disposal in EU are prohibited except from a country Party to the Basel Convention or with and agreement in place or from other areas during situations of crisis or war.

Prohibitions and restrictions of imports of waste destined for final disposal in EU are indicated in EU Regulation No 1013/2006 (entry into force June 2006, with latest amendments on November 2015). The National Plan for Waste Management for 2014-2020 (approved by Resolution of the Government No 519 on 12.4.2002, with latest amendments in 2017) indicates particular restrictions.

Where imports to the Republic of Lithuania of waste for final disposal are allowed, these shipments must be notified and is only possible if the notifier has received the written consent of Competent authority of Lithuania, as well as consents of other competent authorities concerned.

Luxembourg (2016-2019): Luxembourg's national waste law of 21 March 2012 prohibits the import of any waste from non-EU countries that is destined for final disposal, unless the carrier has a special permit for such an export.

Malta (2016-2019): Pursuant to Regulation 3(2) of S.L.549.65, the Waste Management (Shipments of Waste) Regulations, all imports of waste destined for disposal in Malta are prohibited, irrespective of the nature of the waste and the intended disposal operation.

Where a notification is submitted to the Maltese Competent Authority regarding a planned shipment of waste destined for disposal in Malta, the Competent Authority shall ipso jure object.

The **Netherlands (2017):** Import for landfilling is prohibited. The import of hazardous waste and other waste for final disposal is restricted on basis of Regulation (EC) 1013/2006 on the shipment of

waste since 12 July 2007. Specific restrictions are given in the Waste policy plan 2009-2021, entry into force 11 November 2009. Only a restriction for the disposal operation D1 is in place

Poland (2016-2017): Poland referenced the Waste Shipment Regulation (1013/2006/EC) and the Ordinance of the Minister of Environment of 24.06.2008 on the type of waste banned for import for disposal operations (Polish national legislation).

Poland (2018-2019): Poland updated its national legislation through the Act on international waste shipment (Journal of Laws of 2018, item 296). In Article 11, a ban was introduced on the import of waste to Poland for the purpose of disposal in the processes D1-D15 described in Annex I to Directive 2008/98 / EC of the European Parliament and of the Council of 19 November 2008 on waste. This is a total prohibition which applies to all countries and to all wastes covered by the Basel Convention.

Portugal (2019): Portugal has introduced new national legislation regarding the import of waste:

Since 01/02/2020: To maintain the self-sufficiency of the national disposal network in order to guarantee the treatment of waste produced at national level, Portugal systematically objects shipments of waste to Portugal destined for disposal operations, as defined by the Secretary of State for the Environment in his Dispatch dated January 3 2020.

Portugal also referred to temporary measures brought in due to the COVID-19 pandemic: Since 16/05/2020: the Decree-Law n. 22/2020 added a new article 35-J (named “Import of wastes destined for disposal”) to the Decree-Law n. 10-A/2020 (related to temporary and exceptional measures under the COVID-19 pandemic). Its effects are the suspension from 16th May until the 31 December 2020 of some consents already given as Competent Authority of destination. The notifications affected are the ones marked for direct D1 operation in non-hazardous landfills, which is the scope of article 35-J.

Romania (2016-2019): In Romania, the import of any kind of wastes for final disposal is prohibited from all countries, in accordance with national legislation (Government Ordinance no.195/2005 on Environmental Protection approved by Law 265/2006).

Slovakia (2016-2019): Alongside WSR, Slovakia references Articles 84 (3) and 86 of the national Act No. 79/2015 Coll. on waste and on amendments to certain acts as amended.

Slovenia (2019): Restrictions for municipal and other waste according to Art. 11 of Regulation (EC) No. 1013/2006:

- On the bases of proximity, self-sufficiency and priority for recovery the shipment of municipal waste for disposal purposes is not allowed (objection).
- In case of lack of capacity for treatment of our own wastes or in case that it would be necessary to act in the contrary to the National Waste Management Programme the shipment of solid municipal waste (MSW) destined for incineration is not allowed.
- Restriction to the shipments of waste if there are no capacities (lack of capacities).

Spain (2017-2019): Article 26.2 of Act 22/2011, of July the 28th, on Wastes and Contaminated Soil, allows the competent authority in Spain to prohibit in a reasoned way, the import of wastes to third countries when they believe they will not be treated in an ESM. Additionally, Article 26.3 allows competent authorities in Spain restraint the imports for energy recovery when these shipments will result in sending national waste for disposal or treated in such a way not aligned with the waste treatment plans regulated under article 14 of the Act 22/2011.

Sweden (2016-2018): Sweden's Ordinance on Waste (SFS 2011:927) only accepts the import of waste if the receiving plant has all the relevant waste permits.

Sweden (2019): Sweden's updated Ordinance on Waste (SFS 2020:614) only accepts the import of waste if the receiving plant has all the relevant waste permits.

The United Kingdom (2016-2019): The UK prohibits – with some specific exemptions – the import of wastes for disposal as set out in the UK Plan for Shipment of Waste (2012).

The UK provided more detail in **2016-2017**: Imports of products into the UK to which amphibole asbestos or chrysotile has intentionally been added are prohibited. Imports into the UK, other than from another Member State of the European Economic Area, of the following substances and articles are prohibited:

- a) 2-naphthylamine, benzidine, 4-aminodiphenyl, 4-nitrodiphenyl, their salts and any substance containing any of those compounds in a total concentration equal to or greater than 0.1 per cent by mass;
- b) matches made with white phosphorus.

5.3.11 Question 3e: Restrictions on the Import of Hazardous Wastes and Other Wastes for Recovery (Annex IV B)

In accordance with Article 43 of the Waste Shipment Regulation, imports into the Community of waste destined for recovery are prohibited except those from:

- a. countries to which the OECD Decision applies; or
- b. other countries which are Parties to the Basel Convention; or
- c. other countries with which the Community, or the Community and its Member States, have concluded bilateral or multilateral agreements or arrangements compatible with Community legislation and in accordance with Article 11 of the Basel Convention; or
- d. other countries with which individual Member States have concluded bilateral agreements or arrangements in accordance with paragraph 2; or
- e. other areas in cases where, on exceptional grounds during situations of crisis, peace-making, peacekeeping or war, no bilateral agreements or arrangements pursuant to points (b) or (c) can be concluded or where a Competent Authority in the country of dispatch has either not been designated or is unable to act.

Shipments of waste listed in Annex IV of the Waste Shipment Regulation destined for recovery operations between Member States of the EU are subject to notification procedure stipulated in Articles 3 - 12 of the Regulation. Also, mixtures of waste and other unlisted wastes have to be notified before shipment for recovery. In case of import of waste for disposal from an OECD Decision country or from a non-OECD Decision country Party to the Basel Convention, control procedures stipulated in Articles 44 and 45 of the Regulation should be applied.

Most Member States have introduced the relevant restrictions. Member States to only reference the Waste Shipment Regulations were as follows: **Belgium, Bulgaria, Denmark (2016-2018) Estonia, Finland, France (2019), Germany, Greece, Ireland, Italy, the Netherlands, and Poland.**

Luxembourg did not answer this question correctly as its response was copied from Question 3d and therefore unrelated to recovery.

Croatia, France (2016-2018), Hungary (2018), Romania (2017-2019), and the United Kingdom have not introduced the restrictions.

Below summarises additional information submitted by Member States on relevant legislation and its entry into force as well as other remarks.

Note: Question 3(e) also asks Member States about the specific countries/regions and/or wastes which would be covered by this restriction and for any other relevant remarks. These replies have not been included below, which focuses on the relevant legislation and its entry into force.

Austria (2016-2019): Austria prohibits the import of waste Y46 for R1 and D10 if this endangers its self-sufficiency of disposal.

Cyprus (2016-2019): Waste Law on December 23, 2011 (No. 185(I)/2011). A law ratifying the amendment of the Basel Convention was passed on 14.4.2000 (No. 12(III)/2000).

Czech Republic (2016-2019): Act on Waste No. 185/2001 Coll., as amended and Waste Management Plan of the Czech Republic (Government Decree No. 352/2014 Coll., as amended).

Denmark (2019): Paragraph 10 in Statutory Order no. 1229/2019 on shipment of waste has a general prohibition on import and export of waste for disposal that does not provide for the possibility of recovery. (Denmark did not submit a questionnaire in 2018).

Hungary (2016-2017): The waste import is restricted if processing/recycling capacity is lacking. (Other Remarks: The consent from National Inspectorate for Environment and Nature (NIEN) is necessary for the import. The notification (request for consent) shall be submitted by the importer to NIEN with notification form. In accordance with Regulation (EC) No. 1013/2006 on shipments of waste, the competent authority of dispatch sends the movement document of shipments of waste destined for recovery to NIEN.)

Hungary (2019): The import of sludges with the identification codes 19 08 05; 19 08 11*; 19 08 12; 19 08 13* and 19 08 14 according to the Waste Management Plan for the year 2014-2020 are not justified from an environmental point of view.

Latvia (2016-2019): In addition to the WSR restrictions, Latvia has national legislation (Waste Management Law, 18 November 2010) that only allows the import of hazardous waste for recovery if there are hazardous waste recovery facilities in operation in the territory of the Republic of Latvia, the owner of which has obtained a permit for the recovery of the relevant hazardous waste, and which have the necessary capacity.

Lithuania (2016-2019): According to the art.4 1(a) of the Basel Convention, Lithuania prohibits the imports of household waste and solid recovered fuel for the energy recovery. Also, in order to ensure that waste generated in Lithuania is used in facilities of energy recovery from waste, and is disposed of in waste disposal facilities, restrictions may be imposed on the shipment (import) of waste intended for use in such facilities.

Lithuania also applies general restrictions on imports of waste destined for recovery in EU as indicated in Regulation (EC) No 1013/2006 (art.43): imports prohibited except from an OECD Decision country or a country Party to the Basel Convention or with an agreement in place or from areas during situations of crisis or war (art. 43).

Prohibitions and restrictions of imports of waste destined for recovery in EU are indicated in EU Regulation (EC) No 1013/2006 (entry into force June 2006, latest amendments November 2015). The National Plan for Waste Management for 2014-2020 (approved by Resolution No 519 of the Government on 12.4.2002, with latest amendments on 2017) also indicates particular restrictions.

Where imports of wastes destined for recovery are allowed, they are only possible if the notifier has received the written consent of Competent Authority of Lithuania as well as consents of other competent authorities concerned.

Malta (2016-2019): Malta's S.L.549.65 Waste Management (Shipments of Waste) Regulations entered into force on 4 November 2011 and transposes the provisions of the WSR regarding transboundary movements.

Portugal (2019): In 2019, Portugal responded that it had no restrictions on the import of hazardous wastes and other wastes for recovery. No relevant legislation was referred to in order to explain this change.

Romania (2016): According to art. 32 (2) from the Government Ordinance no.195/2005 on Environmental Protection approved by Law no. 265/2006, the import of waste for recovery shall be realized by respecting the specific legal acts approved by the Government, in compliance with the Romania's Accession Treaty.

Romania has obtained transition periods for implementation of Waste Shipment Regulation:

According to art. 63 (5) from the Regulation (EC) no. 1013/2006, and Commission Implementing Decision of 15 December 2011 extending the derogation period for Romania to raise objections to shipments of certain waste to Romania for recovery under Regulation (EC) No 1013/2006 of the European Parliament and of the Council on shipments of waste no. 2011/954/EU, Romanian competent authorities may raise objections to shipments to Romania for recovery of the wastes listed in the second and the fourth subparagraphs of Article 63(5) of that Regulation in conformity with the grounds for objection laid down in Article 11 of that Regulation, until 31 December 2015.

Romania (2017-2019): Romania no longer has any restrictions.

Slovakia (2016-2019): Alongside the WSR, Slovakia references Article 86 of the national Act No. 79/2015 Coll. on waste and on amendments to certain acts as amended.

Slovenia (2019): Restrictions according to Art. 12 of Regulation (EC) No. 1013/2006:

- Objections to the shipments of municipal waste destined for recovery operations R12, R13, followed by landfilling (D1) of the residues arising from such recovery.
- Partial restriction to the shipment of waste - not allowed if there is no capacity.

Spain (2017-2019): Article 26.2 of Act 22/2011, of July the 28th, on Wastes and Contaminated Soil, allows the competent authority in Spain to prohibit in a reasoned way, the import of wastes to third countries when they believe they will not be treated in an ESM. Additionally, Article 26.3 allows competent authorities in Spain restraint the imports for energy recovery when these shipments will result in sending national waste for disposal or treated in such a way not aligned with the waste treatment plans regulated under article 14 of the Act 22/2011.

Sweden (2016-2018): Sweden's Ordinance on Waste (SFS 2011:927) only accepts the import of waste if the receiving plant has all the relevant waste permits.

Sweden (2019): Sweden's updated Ordinance on Waste (SFS 2020:614) only accepts the import of waste if the receiving plant has all the relevant waste permits.

5.3.12 Question 3f: Restrictions of the Transit of Hazardous Waste and Other Wastes

The transit of waste through the European Community from and to third countries is regulated by Articles 47 and 48 of the Waste Shipment Regulation. The transit of wastes has to be notified and is allowed only with a permit of the Competent Authorities.

Member States which do not have any restrictions on the transit of hazardous waste were as follows: **Austria, Croatia, Estonia, Finland, France, Germany, Italy, the Netherlands (2017), Lithuania, Romania, Slovenia, Sweden, and the United Kingdom.**

Other Member States have introduced the relevant restrictions. Member States to only reference the Waste Shipment Regulations were as follows: **Belgium, Bulgaria, Czech Republic, Denmark, Greece, Hungary (2017-2019), Ireland, Latvia, Luxembourg, Poland, Portugal, Slovakia (2016-2018), and Spain.**

Below summarises additional information submitted by Member States on relevant legislation and its entry into force, as well as other remarks.

Note: Question 3(f) also asks Member States about the specific countries/regions and/or wastes which would be covered by this restriction and for any other relevant remarks. These replies have not been included below, which focuses on the relevant legislation and its entry into force.

Cyprus (2016-2019): Waste Law on December 23, 2011 (No. 185(I)/2011) and a Law ratifying the amendment of the Basel Convention has been passed on 14.4.2000 (No. 12(III)/2000).

France (2016-2019): As transit country, France applies the principle of the tacit consent according to the Article 9 of the Regulation (EC) No. 1013/2006 (30 days).

Hungary (2016): Hungary does not apply tacit consents on the transit of hazardous and other wastes. There is also an obligation of administration fee payment according to the Paragraph 2, Section 1 of the Ministry for Environment and Water Decree No. 33/2005. (XII. 27) on the administrative service fees of authorities for environment, nature, and water.

Malta (2016-2019): Malta ratified the Convention for the Protection of the Mediterranean Sea against Pollution. Article 5(4) prohibits certain transits of hazardous wastes for non-OECD countries.

Slovakia (2019): Whereas in previous annual questionnaires (2016-2018) Slovakia responded by saying there were restrictions on the transit of hazardous and other wastes (with reference to the WSR), the 2019 response suggested that there are no longer any restrictions. No information is given to explain this change and it could be a clerical error rather than a legislative change.

5.3.13 Question 3g: Requirements of Prior Written Consent for Transit Transboundary Movements of Hazardous or Other Wastes²⁵

Article 6.4 of the Basel Convention requires a Party to inform other Parties if it decides not to require prior written consent for transboundary movements of hazardous wastes or other wastes. This is an optional question asking whether Member States have decided not to require prior written consent for transit transboundary movements of hazardous or other wastes.

Belgium, Bulgaria, France (2016), Hungary (2016), Ireland, Luxembourg (2016-2018), the Netherlands (2016, 2018-2019), Romania (2016), Spain (2019), and Sweden (2016) did not answer this optional question. Of those that did, a total of 9 Member States require prior written consent and 14 do not require prior written consent. 2 of the latter require prior written consent under specific conditions. Below is a full breakdown of the Member States who submitted a response.

Note: This question was added on the new format of the questionnaire and therefore has not featured in previous reporting periods.

Austria (2016-2019): does not require prior written consent for intra-EU shipments, in which cases tacet consent applies.

Croatia (2016-2019): does not require prior written consent.

Cyprus (2016-2019): does not require prior written consent.

Czech Republic (2016-2019): does not require prior written consent.

Denmark (2016-2019): Tacit consent is given when countries of dispatch and import are within the EU. Countries outside the EU may not assume tacit consent.

Estonia (2016-2019): does not require prior written consent.

Finland (2016-2019): does not require prior written consent.

France (2017-2019): requires prior written consent.

Germany (2016-2019): does not require prior written consent.

Greece (2016-2019): does not require prior written consent.

Hungary (2017-2019): does not require prior written consent.

²⁵ This question was not asked in the Basel questionnaire pre-2016.

Italy (2016-2019): does not require prior written consent.

Latvia (2016-2019): requires prior written consent.

Lithuania (2016-2019): requires prior written consent.

Luxembourg (2019): requires prior written consent.

Malta (2016-2019): requires prior written consent.

The Netherlands (2017): does not require prior written consent under general conditions.

Poland (2016-2019): requires prior written consent.

Portugal (2016-2019): requires prior written consent.

Romania (2017-2019): does not require prior written consent.

Slovakia (2016-2019): requires prior written consent.

Slovenia (2016-2019): does not require prior written consent within the EU.

Sweden (2017-2019): does not require prior written consent under general conditions.

The United Kingdom (2016-2019): requires prior written consent.

5.3.14 Question 3h: National Definitions of “State of Transit” for the Purpose of Transboundary Movements of Waste²⁶

This was an optional question for Member States. In Article 2 of the Waste Shipment Regulation, a ‘country of transit’ is defined as “*any country, other than the country of dispatch or destination, through which a shipment of waste is planned or takes place.*”

Belgium (2016-2019), Bulgaria (2016-2019), Hungary (2016), Ireland (2016-2019), Luxembourg (2016, 2017), the Netherlands (2016, 2018-2019), Romania (2016), Spain (2016-2018), and Sweden (2016) did not respond to this optional question.

As of 2019, 14 Member States have adopted the EU’s definition of ‘country of transit’ in their national legislation. Those that do not have a definition are **Austria (2016-2019), Cyprus (2016-2019), Czech Republic (2016-2019), Denmark (2016-2019), France (2016-2018), Greece (2016-2019), Hungary (2017-2019), Italy (2016-2019), Luxembourg (2018, 2019), Netherlands (2017), Portugal (2016-2019), Slovakia (2016), Slovenia (2016-2018), Spain (2019), and Sweden (2017-2019).**

Note: This question was added on the new format of the questionnaire and therefore has not featured in previous reporting periods.

5.3.15 Question 4a: Use and Acceptance of the Document Forms of the Basel Convention in the Control of Transboundary Movement of Hazardous and Other Wastes

In most cases, notification and movement documents referred to in the Waste Shipment Regulation Annex IA and IB (as amended by Council Regulation (EC) No. 1379/2007 amending Annexes IA, IB, VII and VIII of the Waste Shipment Regulation, for the purposes of taking account of technical progress and changes agreed under the Basel Convention) are used in the control of transboundary movements of hazardous wastes and other wastes. These are largely based on, and in accordance with,

²⁶ This question was not asked in the Basel questionnaire pre-2016.

the forms of the Basel Convention, with minor alterations specific to the European Union regulation. Basel Convention Notification and Movement document forms are also accepted by all countries, at least for Basel Parties outside the European Union.

No Member States have had problems with using the forms.

Member States that provided no additional information were as follows: **Belgium, Bulgaria, Croatia, Cyprus, Czech Republic, Denmark, Estonia, Finland, France, Germany, Greece, Hungary, Ireland, Italy, Latvia, Lithuania, Luxembourg, Malta, the Netherlands, Poland, Portugal, Romania, Slovakia, Slovenia, Spain, and the United Kingdom.**

Below, information submitted by Member States on the use of other document forms than those of the Basel Convention have been summarised.

Austria (2016-2019): In addition to the Basel Convention forms, Austria uses the forms that are in Annexes 1a and 1b of the Regulation (EU) 1013/2006.

Sweden (2016-2019): EU forms are used in most cases as almost all shipments are between Sweden and other EU/EES/EFTA countries.

5.3.16 Question 4b: Acceptable Language(s) to Receive the Notification and Movement Document Forms

Austria (2016-2019): English, German

Belgium (2016-2019): Dutch, English, French, German

Bulgaria (2016-2019): English, Bulgarian

Croatia (2016-2019): Croatian, English

Cyprus (2016-2019): Greek, English

Czech Republic (2016-2019): Czech, English, Slovak

Denmark (2016-2019): Danish, Swedish, Norwegian, English

Estonia (2016-2019): English

Finland (2016-2019): English, Finnish, Swedish

France (2016-2019): French, English

Germany (2016-2019): English (transit), German (import and transit)

Greece (2016-2019): English, Greek

Hungary (2016-2019): English, Hungarian

Ireland (2016-2019): English, Irish

Italy (2016-2019): English, Italian

Latvia (2016-2019): English, German, Russian

Lithuania (2016-2019): English, Lithuanian

Luxembourg (2016-2019): Luxembourgish, German, French, English

Malta (2016-2019): English

The Netherlands (2016-2019): Dutch, English, German

Poland (2016-2019): Polish

Portugal (2016-2019): Portuguese, Spanish, English

Romania (2017-2019): Romanian, English

Slovakia (2016-2018): Slovak, English; **(2019):** All languages

Slovenia (2016-2019): Slovenian, English

Spain (2017-2018): Spanish as a working language, although the documentation that is received may be in English or French; **(2019):** Spanish, English

Sweden (2016-2019): English, Swedish

The United Kingdom (2016-2019): English (import and transit), Welsh (Wales import only)

5.3.17 Question 4c: Additional Information Requirements to those listed under Annex V of the Basel Convention

Additional Information and documentation related to notification are described in Annex II the Waste Shipment Regulation. These include, inter-alia:

- If the waste is destined for an interim recovery or disposal operation, information regarding all facilities where subsequent interim and non-interim recovery or disposal operations are envisaged shall be indicated (Annex II Part 1 No. 5 of the Waste Shipment Regulation);
- Evidence of registration of the carrier(s) regarding waste transports (Annex II Part 1, No. 15 of the Waste Shipment Regulation); and
- If the waste is destined for recovery: (Annex II Part 1 No. 20 of the Waste Shipment Regulation):
 - The planned method of disposal for the non-recoverable fraction after recovery;
 - The amount of recovered material in relation to non-recoverable waste;
 - The estimated value of recovered material; and
 - The cost of recovery and the cost of disposal of the non-recoverable fraction.

According to Annex II Part 3 of the Waste Shipment Regulation, any other pertinent information may be requested by the Competent Authorities.

Member States who do not have any additional information requirements are as follows: **Croatia, Denmark, France, Italy, Lithuania, Luxembourg, the Netherlands, Poland, and Romania.**

Member States who referred to the WSR and gave no additional information were as follows: **Bulgaria, Latvia, Spain.**

Below, the information submitted by the other Member States has been summarised:

Austria (2016-2019): In specific cases additional information (e.g. chemical analysis, technical description of the treatment plant, information on further treatment in case of notification for disposal operations D13, D14, D15, R12 and R13) are required.

Belgium (2016-2019): Information requirements in addition to those listed under Annex V (A and B) of the Basel Convention are those reflected in the provisions of the Waste Shipment Regulation (1013/2006/EC).

Cyprus (2016-2019): In the case of transit, further information is needed whether there will be a need for change of ships in the port, whether the wastes will be unloaded and stored and the time between arrival and departure of the wastes in the port of transit.

Czech Republic (2016-2019): Additional information is required, in particular: waste classification in accordance with relevant EU and OECD legislation, contract between notifier and consignee, financial guarantee, information on insurance against damage to third parties, etc. Above requirements are specified in Regulation (EC) No. 1013/2006 of the European Parliament and of the Council of 14 June 2006 on shipments of waste (applicable from 12 July 2007) and Government Decree No. 374/2008 Coll.

Estonia (2016-2019): A financial guarantee or equivalent insurance in favour of the competent authority of dispatch according to art 6 of the Regulation No. 1013/2006 of the European Parliament and of the Council of 14 June 2006 on shipments of waste; A contract between the exporter and the consignor in accordance with Regulation No. 1013/2006 of the European Parliament and of the Council.

Finland (2016-2019): Waste classification in accordance with the European Community legislation, copy of the contract between notifier and consignee; the contract must fulfil the obligations of the Regulation (EC) No. 1013/2006 of the European Parliament and of the Council; Information on the financial guarantee to be lodged in favour of the competent authority; When waste is imported for final disposal from countries that are not Members of the European Union an official request is required from the country of export, stating that it does not have or cannot reasonably acquire the necessary technical capacity to dispose of the waste in an environmentally sound manner; and When waste is imported or exported to disposal operations D13, D 14 or D15 or to recovery operations R12 or R13 the information provided by the notifier shall also include information on the actual facility performing the final disposal operations D1-12 or recovery operations R1-R11.

Germany (2016-2019): If the waste is destined for an interim recovery or disposal operation, information regarding all facilities where subsequent interim and non-interim recovery or disposal operations are envisaged shall be indicated (Annex II Part 1 No. 5 of the Waste Shipment Regulation):

- Evidence of registration of the carrier(s) regarding waste transports (Annex II Part 1, No. 15 of the Waste Shipment Regulation);
- If the waste is destined for recovery: (Annex II Part 1 No. 20 of the Waste Shipment Regulation);
- The planned method of disposal for the non-recoverable fraction after recovery;
- The amount of recovered material in relation to non-recoverable waste;
- The estimated value of recovered material; and
- The cost of recovery and the cost of disposal of the non-recoverable fraction.

Evidence of a financial guarantee or equivalent insurance for the costs of repatriation (Annex II Part 1 No. 24 of the Waste Shipment Regulation) and any other pertinent information may be requested by the Competent Authorities according to Annex II Part 3 of the Waste Shipment Regulation.

Greece (2016-2019): Insurance and/or financial guarantee covering third parties and the restoration of the environment in its former state.

Hungary (2016): Certificate of good conduct for the managing director(s) of the notifier and the consignee, as it is stipulated in Article 20, paragraph 2 of Act CLXXXV of 2012 (which came into force on 1 January 2016).

Hungary (2017-2019): Certificate of good conduct for the managing director(s) of the notifier or the consignee:

- Paragraph 1, Section 3 of the Governmental Decree No. 180/2007 (VII. 3.) on the transboundary waste shipment which came into force on 12 July 2007
- Paragraph 13, Section 20 of the Act CLXXXV of 2012 on waste

Ireland (2016-2019): Declaration from the notifier that the carriers being employed are authorised to transport the notified waste types. Declaration from the generator authorising the notifier to act on their behalf. Declaration from the notifier detailing an alternative recovery facility in case a repatriated shipment can't be returned to the generator's site.

Malta (2016-2017): In addition to those in the Basel Convention, Malta requires the following:

- If the recovery or disposal facility is listed in Annex I to the Industrial Emissions Directive (IED) 2010/75/EU, evidence (e.g. a declaration certifying its existence) or a valid permit issued in accordance with the relevant Articles of the said Directive shall be provided (Part I of Annex II to Regulation (EC) No. 1013/2006 on shipments of waste);

- If the prospective shipment is destined for recovery, pursuant to Part I of Annex II to the said Regulation the following information shall be provided:
 - a) the planned method of disposal for the non-recoverable waste;
 - b) the amount of recovered material in relation to non-recoverable waste;
 - c) the estimated value of the recovered material;
 - d) the cost of recovery and the cost of disposal of non-recoverable fraction.
- Relevant license certificates (and/or authorisation/registration numbers) of all transport companies for the transport of hazardous waste according to export/transit/import state law to be provided for each of them, where applicable;
- Evidence of a financial guarantee or equivalent insurance covering the financial costs referred to in Art.6 of Regulation (EC) No. 1013/2006 on shipments of waste and pursuant to Art.4 and Annex II of the said Regulation;
- Pursuant to Annex II to the said Regulation, if the waste being shipped is destined for an interim recovery or disposal operation, information concerning all facilities where subsequent interim and non-interim recovery or disposal operations are envisaged shall be indicated;
- Pursuant to Part 3 of Annex II to the said Regulation, Competent Authorities may request additional information and documentation as set out in the said Part of Annex II.

Malta (2018-2019): In addition to those requirements of the Basel Convention and those listed above, Malta also requires:

- Intended routing (point of exit from and entry into each country concerned, including customs offices of entry into and/or exit from and/or export from the Community) and intended route (route between points of exit and entry), including possible alternatives, also in case of unforeseen circumstances (inc. cartographic representation);
- The type and duration of the authorisation pursuant to which the recovery or disposal facility operates;
- Evidence of registration of the carrier(s) regarding waste transports (e.g. a declaration certifying its existence); and
- Copy of the policy of insurance against liability for damage to third parties for the recovery or disposal facility.

Portugal (2016-2019): Those reflected in the provisions of Regulation (EC) No 1013/2006 of the European Parliament and of the Council. Portugal also requires a copy of the insurance or other form of financial security on environmental liability that covers environmental damages in Portuguese territory, according to Directive 2004/35/EC of the European Parliament and of the Council of 21 April 2004 (in national law Decree-Law No 147/2008 of 29 July 2008).

Slovakia (2016-2019): Since 12 July 2007 the transboundary movements of wastes is covered by the Regulation (EC) No. 1013/2006. Additional information that may be requested by the competent authority is given in Annex II, part 3 of the Regulation (EC) No. 1013/2006.

Slovenia (2016-2019): Those reflected in provisions of the Waste Shipment Regulation (1013/2006/EC), especially:

- contract between notifier and consignee; it must fulfil the requirements of Regulation (EC) No. 1013/2006; and
- financial guarantee or equivalent insurance according to Article 6 of the Waste Shipment Regulation (1013/2006/EC).

(Addition in 2017-2019): In special cases also:

- chemical analysis if appropriate,
- permit of the plant,

- information on further treatment in case of notification for operations D13, D14, D15, R12 and R13.

Sweden (2016-2019): Sweden requires a financial guarantee in line with Article 6 of the WSR.

The **United Kingdom (2016-2019):** For the notification form, additional information requirements include: registration numbers of exporter (notifier), consignee, disposal facility and carriers where applicable; the waste identification code (EWC or IWIC); the OECD classification (where applicable); technology employed by recovery/disposal facility; total number of shipments; single or general notification; Customs Office of entry/exit into/out of the EU; number of annexes attached; and whether site is pre-authorised or not.

Additional information requirements for the movement tracking form include: code number of recovery/disposal operation and technology employed; waste identification code; and the OECD classification (where applicable). In addition, details of the financial guarantee are required although these are not required for the UK Competent Authorities to make decisions whether to authorise the shipments under the notification.

5.3.18 Question 5: Measures Taken for the Development of Technologies to Reduce and/or Eliminate the Amount of Hazardous Wastes and Other Wastes Generated

The description of measures taken is split into 3 sections:

- National strategies/policies;
- Legislation, regulations and guidelines; and
- Others.

Unlike the previous questionnaires, the new questionnaire contains a specific focus on the development of technologies (in line with Articles 4.2(a) and 13.3(h) of the Basel Convention) for the reduction and/or elimination of waste generation. Member States however did not tend to focus on the development of technologies and continued to focus on broader waste prevention policies.

Many of the answers were unfocused and rather than tackling the question itself, they tended to be long lists of all the national waste policies, strategies, and legislation. Very few discussed hazardous waste in any detail.

Some of the above categories are missing from the response summaries below. This is due to a lack of response by the Member State in the original questionnaires, particularly in the “Others” category.

Austria (2016-2019):

- National strategies/policies:

Waste avoidance was already a basic principle of the Austrian Waste Management Act 1990. New legislation including the principles of sustainable development was prepared in 2001 and enforced in 2002 (Act on sustainable Waste Management; Fed. Law Gaz. I 2002/102). The national strategy is laid down in the Federal Waste Management Plan (latest edition 2011). In 2017 a new edition of the Federal Waste Management Plan was published.

- Legislation, regulations and guidelines:

Branch specific concepts for hazardous waste management (including waste avoidance) (based on the Federal Waste Management Act and the Act on Chemical Substances (Fed. Law Gaz. I Nr. 53/1997 as amended) were drafted by the Federal Ministry.²⁷

A specific Ordinance on Waste Treatment Obligations was published (Fed. Law. Gaz. II 2004/459) and enacted 13 August 2005 which defines minimum requirements for the collection, storage and treatment of the following waste streams²⁸:

- batteries and accumulators
- solvents and wastes containing solvents, waste paints and varnishes
- medical wastes involving the risk of injury
- residual amalgam
- PCB-containing electrical equipment and other PCB-containing wastes

The party obligated is the waste holder (original waste producer, waste collector or waste treatment operator). If the waste holder is not authorized or able to treat the waste appropriately, he shall according to § 15 Par. 5 Waste Management Act 2002 hand over the waste to a party authorized to collect or treat the waste within due time to prevent impairments of the public interest (§ 1 Par. 3 Waste Management Act 2002).

Quality criteria for RDF are laid down in the Ordinance on Waste Incineration (BGBl. II idF. 127/2016). Quality criteria for the use of wood waste in chip board production are laid down in the Ordinance on Recycling of Wood (BGBl. II 160/2012).

In 2012 a National Resource Efficiency Plan (REAP) was published.

Belgium (2016-2019):

(i) National strategies/policies:

Prevention of waste is very important in the European and the Belgian waste policy. Also the use of certain dangerous products is forbidden by European legislation.

a) Brussels Capital Region

The Brussels Capital Region strategy regarding waste prevention and elimination can be found in two strategic policy documents: the Resources and Waste Management Plan²⁹ and the Regional Circular Economy Program.³⁰

The Resources and Waste Management Plan was adopted in November 2018. The plan had already introduced the waste management hierarchy.

- General objectives of the Resources and Waste Management Plan are the following:
- promote transformation towards more sustainable and circular consumer practices;
- maximize resource conservation and valorisation, if possible locally;
- lead economic sector towards circular practices.

In addition, seven strategic objectives have been proposed (p. 35):

²⁷Federal Ministry Home page: www.lebensministerium.at

²⁸Text of the Ordinance: <http://www.lebensministerium.at/umwelt/abfall-ressourcen/abfall-altlastenrecht/awg-verordnungen.html>

²⁹<https://environnement.brussels/thematiques/dechets-ressources/action-de-la-region/plan-de-gestion-des-ressources-et-dechets>

³⁰<https://www.circulareconomy.brussels/a-propos/le-prec/?lang=en>

- 1) Ensure structured framework of resource and waste policy;
- 2) Transform household consumption practices and encourage zero waste practices (consumer behaviour change);
- 3) Prepare future generations;
- 4) Transform the consumption practices of professional activities and encourage zero waste;
- 5) Transition construction sector towards circular resource and waste management;
- 6) Development of sustainable resource management.
- 7) Plan and supervise actions of public and private waste sector to meet the needs of the Brussels region.

Strategic objectives have been structured according to the target audience:

- 1) All audiences;
- 2) Households;
- 3) Schools (pupils, teachers of compulsory education, as well as higher and vocational education);
- 4) Companies, public authorities, associations, retail and trade, hotel, restaurant and café (HORECA) sector etc.
- 5) Construction sector;
- 6) Sustainable resource management (bulk, re-use, repair, sharing economy etc.);
- 7) Professionals in the traditional waste sector, who practice conventional collection, sorting and recycling.

The Regional Circular Economy Program was adopted the 10th march 2016 by the Brussels Government.

Three general objectives were specified:

- 1) transforming environmental objectives in economic opportunities;
- 2) promoting local production whenever possible to lessen transport, to optimize the use of the territory and to create surplus value for the Brussels citizen;
- 3) contributing to the creation of jobs.

This programme includes 111 measures divided into 4 strategic areas:

- 1) cross-functional measures (a favourable regulatory framework, direct and indirect aid, innovation, procurement contracts, employment, training, education);
- 2) sector-based measures (construction, resources & waste, trade, logistics, food);
- 3) territorial measures;
- 4) governance measures (strengthened cooperation between administrations).

b) Flanders

With the implementation plan for household waste and comparable industrial waste, Flanders wants to drastically reduce the total quantity of residual waste from households, companies, and organisations during the 2016-2022 period. It will do this by imposing various targets of residual waste for each cluster of municipalities. The implementation plan imposes new targets for waste prevention, re-use, litter, illegal dumping, and industrial waste in Flanders.

Specific targets can be found in our implementation plan on household waste and comparable industrial waste. The program aims to achieve a decoupling between economic/population growth and waste generation. The following targets are developed:

- Residual waste: the Flemish target for 2023 is 138 kg per capita. In 2019 residual waste in Flanders was 143,5 kg (in comparison in 2013 was this 159 kg per capita)

- Flanders produced an average of 477 kg of household waste per capita in 2019, this means the target set for 2022 of 502 kg per capita is already reached.
- Reuse: by 2022, 7 kg per capita of reuse has to be reached. In 2019 there was 5,5 kg reuse by the reuse centres in Flanders.
- Litter: by 2022, litter will be decreased by 20%, meaning that a maximum of 14.000 tonnes will be generated. Furthermore, litter is found in particular at motorway car parks, public transport stops, and waste collection points. By 2022, the Cleanliness Index at those places must improve by 10% in comparison to 2014.
- Comparable industrial waste: by 2022, 15% less industrial residual waste will be generated.

The Flemish Action Plan for the Sustainable Management of (Residual) Biomass Streams 2015-2020 aims to further stimulate the prevention, separate collection and recycling of (residual) biomass streams with a view to cost, (raw) material and energy savings. The starting point of the programme is prevention of biowaste. Where waste does occur, optimal use is being sought through the cascading principle.

The Government of Flanders has 1) established a working group on food losses, bringing together all relevant administrations, 2) set up a food supply platform: a dynamic platform for coordinated action on the prevention of food losses, leading to the signing of a declaration of commitment ‘Together against food losses’ by the government of Flanders and its food supply chain partners and the development of a Food Supply Chain Roadmap with the target to decrease food losses with 15% by 2020 throughout the chain.

The Flemish policy plan ‘circular building’ 2014-2020 links to circular economy policies in Flanders. The general goal of the plan is to increase the material-conscious building in Flanders by 2020. Five objectives have been identified: minimize the use of virgin materials, the use of the right materials, at the right spot, with the right techniques, the avoidance and reduction of dangerous substances, low footprint design, and modular/adaptable buildings. This is translated into five action fields: selective demolition (including permitting and monitoring), a focus on stone fraction, a focus on non-stone fractions, the material performance of a building (including our MMG-tool, providing a tool for builders to calculate the material performance) and dynamic building as a principle.

(ii) Legislation, regulations and guidelines:

a) Brussels Capital Region

The Brussels Capital Region has built a strong body of legislation and regulations in order to prevent and eliminate hazardous and other wastes based on ordinances by the Government and a list of implementing orders by the Government or Ministers.

The principal ordinances are:

- Ordinance of the Brussels Government of 14 June 2012 on Waste. This ordinance foresees the respect of the waste hierarchy which applies by priority prevention, preparation for re-use, recycling, other recovery -e.g. energy recovery, and disposal. It aims also to reduce elimination and increase prevention, recycling and recovery. The Ordinance allows the Government to take appropriate measures to prevent waste production, reduce their toxicity or facilitate their management.
- Ordinance of the Brussels Government of 22 April 1999 creating an extended producer’s responsibility on waste from paper and cardboard.
- Ordinance of the Brussels Government of 8 May 2017 concerning green procurement for public tenders.

Implementing framework order exist on:

- the list of waste ;
- the extended producers responsibility;
- assured collaboration between extended producers responsibility schemes and schemes for the promotion of preparation for re-use;
- obligations for households and professionals on waste sorting;
- management and/or prevention measures on waste in general and hazardous waste, waste disposal, traceability and reporting;

b) Flanders

It is an aim of the Flemish policy to protect public and environmental health against damaging influences of wastes and to prevent squandering of raw materials and energy by (in the following order of priority):

- Preventing and reducing waste production and preventing or reducing the damaging features of wastes;
- Promotion of waste recycling; and
- Organising the disposal of all the wastes which cannot be prevented or recycled. (article 5 of the Waste Management Decree of 20.04.94).

Below some of the initiative are enumerated which are taken in Flanders to prevent waste from arising.

Reuse centres: Since 1995, the OVAM (Flemish Public Waste Agency) has helped to set up a network of 29 reuse centres with 162 shops. They collect reusable furniture, electrical and electronic equipment, toys and clothing for free and resell those goods at a low price. Reuse centres collected in 2019 in total 36.045 ton of goods to be given a second life (or 5,5 kg per inhabitant).

Ecodesign: Due to the increasing pressure of the actual world economy on the global ecosystem, action is needed for the future. The objective of the ecodesign actions of the OVAM is to provide information and support on ecodesign to designers and companies in Flanders.

Ecolizer: In an effort to make ecodesign more accessible to the designer, the OVAM developed the Ecolizer, a modern tool that is quick and can be easily consulted during the design process. The tool was developed for designers or product producing companies as an introduction to ecodesign and life cycle thinking and allows designer to assess the most important environmental impacts of their products. The idea for the Ecolizer derived from the fact that despite the availability of a lot of academic information and software on ecodesign, it is rarely applied by Flemish designers or companies. The Ecolizer, which consists of a number of cards put together in the form of a fan, brings part of this academic background closer to the designers to enable them to integrate environmental criteria in innovative products. The Ecolizer uses the single indicator methodology of the eco-indicator '99 method. The lay-out of the original tables was altered so that each material now has the relevant production, tooling and waste management indicators on one card. The Ecolizer features 400 indicators, based on European and Flemish data, and is available in Dutch and English.

Awareness-raising in schools: MOS-schools try to integrate environmental care in school life. They help to raise the demand for environmental friendly school supplies and learn the kids another attitude towards environment. The project was started in 2002 and is renewed annually.

The Ecodesign awards: To encourage designers that integrate environmental criteria into their design the OVAM organises annual Ecodesign Awards for students and professionals.

The inspiration database: The inspiration database or database of good examples can be found on the OVAM website and is meant to inspire those companies and designers that are not yet convinced that environmental measurements can be part of a realistic approach to good design and competitive products.

The Flemish government started in 2006 with a campaign to reduce and stop littering. The litter campaign is founded on 3 main ideas:

- 1) communication and sensitising;
- 2) improving of infrastructure to clean up litter; and
- 3) persistent policing with high visibility on the terrain.

More information is provided on the site.³¹

Demolishing inventory: since 2009 an industrial building with over 1,000m³ has to be inventoried before demolishing. In this way selective collection is stimulated and clean construction and demolition waste can be easily accepted by recyclers, thus being transformed into secondary construction materials. Less waste ends up in landfill, in benefit of reuse.

c) Wallonia

The Walloon Government's action plan reflects the wish to reduce the quantity of hazardous waste and the degree of hazard represented by waste that are produced.

In order to reduce the quantity of waste, the Government is introducing a new waste reduction target:

- The “polluter pays” principle and the principle of producer responsibility in accordance with waste management plan;
- Lowest priority to landfilling and introduction of landfill tax;
- Highest priority to the waste treatment in the form of recycling encouraged by regional authority investments and increase in the private undertaking;
- Adoption of cleaner process techniques by industries, using of resources more effectively and re-using or sale of by-products;
- Adoption of more suitable consumption patterns by consumers, for example, buying products with minimal packaging or/and re-use; and
- Use of agreements as management tools to promote the overall principle of answerability of waste generators and market orientation in the field of waste and recycling.

In order to reduce the degree of hazard represented by waste to be landfilled, following suitable treatment are used: physical treatment (solidification/ stabilisation and dehydration); biological treatment (biological activity); and physio-chemical treatment (dichlorination; dechromatisation; and decyanurisation). These objectives were translated into Government Action Plan and into a decree on waste on 27 June 1996.

Bulgaria:

(i) National strategies/policies:

2016-2019: Measures regarding reduction of the amount of hazardous wastes and other wastes generated are described in the National Waste Prevention Programme, which is developed as a separate programme, but is part of the National Waste Management Plan (NWMP) for the period 2017-2020, established September 2017.

The National Waste Prevention Programme was developed in fulfilment of Art. 29 point 1 of the Directive 2008/98/EC of the European Parliament and of the Council of 19 November 2008 on waste and repealing certain Directives.

³¹ <http://www.indevuilbak.be/>

Waste prevention measures should be understood as any measure that is taken before a substance, material or product becomes waste and which contributes to reduce the amount of waste and its harmful effects on humans and nature or content of harmful substances in the waste.

As laid down in the NWMP the main objectives of waste prevention are:

- to break the link between economic growth and the environmental impacts associated with the generation of waste;
- to reduce the amount of waste;
- to reduce harmful effect of waste; and
- to reduce the content of harmful substances in materials and products.

Examples of specific waste prevention measures are listed in Annex 4 to the Waste Management Act and are elaborated in the NWMP. (2017 ends here; Last section only in 2019 questionnaire.)

Some of the key drivers for hazardous waste prevention are listed below:

- The implementation of the European legislation on the restriction of the use of certain hazardous substances in electrical and electronic equipment and on the bans and restrictions as regards the placing on the market and use, import and export of POPs substances in mixtures and products;
- The existing legal obligation for all waste producers to apply the waste management hierarchy, incl. where possible to prevent waste generation; and
- The implementation of the Industrial Emissions Directive which includes elements encouraging businesses to minimize waste, including hazardous waste. Operators of industrial installations, including many waste management installations, are required to obtain a permit containing environmental requirements, from the authorities. These requirements must be based on the principle of the use of best available techniques (BAT)

(ii) Legislation, regulations and guidelines:

- Environmental Protection Act (Prom. SG. 91/25 Sep 2002)
- Waste Management Act (promulgated in State Gazette No 53/13.07.2012, effective 13.07.2012)
- Regulation (EC) No 1013/2006 of the European Parliament and of the Council of 14 June 2006 on shipments of waste in force since July 13, 2007.
- National Waste Management Plan 20014-2020 (NWMP).³²

Croatia (2016-2019):

(i) National strategies/policies:

The National strategy on waste (OG No. 130/05), contains instruments for:

- avoiding and reducing the generation of waste and reducing the hazardous properties of waste at source (cleaner production);
- developing and establishing programmes of systematic education on waste; and
- recovering the valuable properties of waste for material or energy purposes.

The National Plan on waste (OG No. 85/07, 126/10, 31/11) on the basis of National Strategy on waste. It contains instruments for:

³² http://www5.moew.government.bg/?page_id=44826

- avoiding the generation of waste (apply measures which aim is to decrease amount of waste);
- education and communication with administrative structures, experts and public;
- separate collection of waste at the source of production; and
- avoiding and reduce of waste which is generated in production processes (develop different technological and logistical solutions in production processes; systematic control of all phases in processes where waste is produced; apply technological processes which produce the smallest amount of waste - cleaner production).

(ii) Legislation, regulations and guidelines:

Act on sustainable waste management (OG No. 94/13, 73/17, 14/19, 98/19)

Article 7. Waste management hierarchy:

The following waste hierarchy shall apply as a priority order in waste prevention and management legislation and policy:

- 1) waste prevention;
- 2) preparing for re-use;
- 3) recycling;
- 4) other recovery operations, e.g. energy recovery; and
- 5) disposal.

Article 17. Waste management plan of the Republic of Croatia.

Article 18. Waste prevention plan.

Article 21. Waste management plans of local self-government units.

(iii) Others:

Decision on the adoption of the Waste management plan of the Republic of Croatia for the period 2017-2022 (Og No. 3/17) (for the years 2017-2019).

Cyprus:

(i) National strategies/policies:

(2016):

A National Strategy for the Management of Wastes and a Study for the Management of Hazardous Wastes have been prepared (October 2002), taking into consideration all the necessary measures for the reduction of the generation of the amount of hazardous wastes and other wastes, as requested in the relevant E.U legislation.

The National Strategy for the Management sets the basic principle of the waste hierarchy "Generation of waste shall be avoided whenever possible, wastes shall be recovered/ recycled whenever possible and wastes shall be disposed of in an environmentally compatible way".

An update of the National Strategy for the Management of Wastes was done in 2009 with the preparation of studies for integrated management of several priority waste streams (used oils, used tyres, agriculture waste, customs waste).

In terms of National Strategy:

- 1) a Study for Household and similar type Wastes Management and Minimization was conducted in 2012.
- 2) in November 2015, a National Prevention Program for Waste for the period 2015-21, was approved.
- 3) in November 2015, a National Plan for the Management of Municipal Wastes for the period 2015-21, was approved.

- 4) a National Project for the Promotion of Separate Collection of Municipal Wastes from Hotels and Similar Places at the Coastal Area of Famagusta and Larnaca District was initiated.

(2017-2019):

A Municipal Waste Management Plan (MWMP) and a National Waste Prevention Programme, in accordance with the requirements of the Waste Framework Directive (2008/98/EC) have been established in November 2015. The basic objectives is to achieve by 2020 at least a 50% recycling of paper, plastic, metal and glass and by 2021 a 15% in the separate collection of the organic content of municipal waste and a 40% separate collection of municipal waste.

Also in 2016 for all the rest waste streams another 3 management plans were established (oils and fuels, tyres and others).

The purpose of the plans and the program is to address past gaps through a revision of the legal framework, a strengthening of local authorities, the reinforcement of the waste infrastructure, the provision of incentives, and effective mechanisms for raising citizen awareness and educating shareholders. They form a comprehensive, integrated six-year strategy that will take into consideration the constant evolvement of the field and will provide for the implementation of the waste management strategy, the application of best-practice solutions and the adoption of innovative approaches based on new forms of integrated waste management.

The National Waste Prevention Program and all the Waste management plans include administrative and information /educational measures focused on:

- 1) Establishment of a reliable, operational and flexible system for data collection and processing including the development of a database;
- 2) Implementation of awareness-raising campaigns;
- 3) Implementation of capacity building programs for local authorities and other stakeholders; and
- 4) Publication of guidelines, brochures, leaflets.

Furthermore, the MWMP contains quantitative and qualitative targets and enumerates specific measures and actions to be taken in order for the EU targets to be reached. It is based on waste management hierarchy and promoting reduction and separate collection, giving responsibilities and empowering the local authorities on the waste management sector.

The main principles of the MWMP are:

- closure and rehabilitation of illegal uncontrolled landfills;
- the upgrading of existing infrastructure and the creation of new waste management infrastructure and utilization of maximum operational capacity of waste management units (MBTs units, green points, recycling facilities);
- extension of recycling collection network and collection points for full geographical coverage of the island; and
- the establishment of measures for separate collection of recyclables waste and bio waste.

The Quantitative targets are:

- 1) 40% separate collection on the total quantities of municipal solid waste MSW by 2021 with a higher target of 50% to be reached by 2027;
- 2) 15% of organic municipal waste to be collected separately by 2021;
- 3) 50% of recyclables (paper, metals, plastic and glass) to be reused / recycled by 2020; and
- 4) No more than 95,000 tonnes of biodegradable waste to be disposed in landfills (represents the 35% target of the 1999/31/EC directive).

In order to reach the above targets the competent authority will take various measures (including legal and financial) and will focus on the reinforcement of infrastructure needed for the proper management of waste and the establishment of separate collection.

The Legal Measures are focused on the:

- 1) Development of local waste prevention and management schemes;
- 2) Mandatory obligation for establishing separate collection systems by local authorities;
- 3) Establishment of extended producer responsibility (EPR) in streams other than Packaging WEEE, BATTERIES, TYRES that are already in place;
- 4) establishment of a landfill tax/levy; and
- 5) banning the disposal of certain waste streams from entering into landfills (e.g. green waste, high calorific value waste, etc).

The Financial measures are addressed to the local authorities, private and public sector and include:

- 1) Co-financing of PAYT systems and other measures promoting the implementation of separate collection (e.g. provision of equipment);
- 2) Co-financing of activities for integrated waste management in remote and / or isolated areas;
- 3) Co-financing for technical assistance contracts aiming at capacity building, raising of awareness at local level etc; and
- 4) Financial support to private sector for expanding their capacity, for introducing recycling material in their production processes.

The National Prevention Plan 2015-2021 includes measures for prevention of the generation of the following waste streams (Organic waste; Paper / cardboard, Plastic, (bags, toys, bottles), WEEE, Hazardous waste, Clothes / textiles, Bulky waste; and Construction and Demolition Waste.)

There are no qualified reduction / prevention targets.

However, there are clear general objectives set by the prevention plan include:

- 1) Change in consumption patterns related to waste generation;
- 2) Reduction of waste generation for specific streams;
- 3) Promotion of reuse;
- 4) Reduction of organic waste that is land filled; and
- 5) Reduction in the generation of hazardous waste.

(ii) Legislation, regulations and guidelines:

(2016-2019):

The Waste Law on December 23, 2011 (No. 185(I)/2011), as well as the Industrial Emissions Law of 2013 (No. 184(I)/2013) allow the Government to take measures to prevent or reduce production of hazardous waste and others wastes by encouraging of cleaner technologies and technologies needing less natural resources and developing appropriate techniques for elimination of dangerous substances in wastes.

In accordance with the EU and national legislation the environmental standards and the criteria to reduce and eliminate generation of hazardous wastes and other wastes are in elaboration.

Czech Republic (2016-2019):

(i) National strategies/policies:

State Environmental Policy 2012-2020; National Environmental Management Programme; National Eco-labelling Programme; and National Programme of Cleaner Production; Green public procurement; the Czech Republic Strategy for Sustainable Development.

(ii) Legislation, regulations and guidelines:

Act on Waste No. 185/2001 Coll. as amended.

Waste Management Plan of the Czech Republic(Government Decree No. 352/2017 Coll. as amended).

Regional Waste Management Plans for all 14 regions of the Czech Republic.

National Implementation Plan of the Stockholm Convention on Persistent Organic Pollutants.

(iii) Others:

- Implementation of cleaner production projects.
- Implementation of environmental management systems (EMS/EMAS).
- Implementation of the National Eco-labelling Programme.
- Support of waste management projects from the public budget within various programmes.
- Support from the funds of the European Union within various programmes of the European Commission.
- Fee for landfill of waste (basic component of fee – for depositing of waste, risk component of fee – for depositing of hazardous waste).
- Financial reserve for reclamation of landfills.

Denmark (2016-2019):

Denmark did not submit a questionnaire in 2018.

(i) National strategies/policies:

The Government's resource strategy from 2013 sets out the overall strategy for waste management and introduces a series of initiatives for treatment of waste.

The reduction and/or elimination of hazardous waste is not only based on a separate strategy but is also based on bans and phasing out of chemicals which is implemented through the national strategy of chemicals.³³

(ii) Legislation, regulations and guidelines:

The Government's resource strategy from 2013 sets out the overall strategy for waste management and introduces a series of initiatives for treatment of waste.

The reduction and/or elimination of hazardous waste is not only based on a separate strategy but is also based on bans and phasing out of chemicals which is implemented through the national strategy of chemicals.

Estonia (2016-2019):

(i) National strategies/policies:

The environmental policy of the Estonian government has been provided by the National Environmental Strategy until 2030 (published 2007). The waste management plan 2014-2020 covers the entire development of the key principles and measures for waste development with foreseeable activities for the next seven years.

(ii) Legislation, regulations and guidelines:

Waste Act, Packaging Act, etc.

Finland (2016-2019):

(i) National strategies/policies:

A National Waste Plan until 2023 was published at the end of 2017. This strategic plan determines the principles and the objectives of the waste management and the waste prevention. For each goal and objective, a policy instrument has been proposed and a responsible body for the implementation has

³³ http://eng.mim.dk/media/mim/67848/Ressourcestrategi_UK_web.pdf

been identified. Finland's waste policy is aimed at the waste prevention and decreasing the negative effects of waste on human health and the environment.

The waste management goals, and the policy instruments that are required for reaching the goals set, are described by eight main themes:

- 1) Improving the materials efficiency of production and consumption
- 2) Promoting recycling
- 3) Decreasing hazardous chemicals in waste
- 4) Reducing harmful effects on the climate from waste management
- 5) Reducing risks to health and the environment from waste management
- 6) Developing and clarifying the organization of waste management
- 7) Improving waste management know-how
- 8) Managing waste shipments safely.

The plan also suggests that industrial sectors should negotiate sector-specific agreements for promoting materials efficiency and, in these agreements, set targets for waste prevention and recycling. The national waste plan includes a separate national waste prevention program.

Regional waste plans are completed by Centres for Economic Development, Transport and the Environment either separately covering their own area or in co-operation with other centres covering larger areas. Five regional waste plans cover the whole continental Finland. The plans specify measures to be taken in the regions in order to carry out and develop the tasks provided for or regulated in or under the Waste Act. Plans present data on wastes and the current status of waste management, the developing targets set and measures necessary to achieve them. The Province of Åland prepares its own regional waste plan.

(ii) Legislation, regulations and guidelines:

The Waste Act (646/2011), which entered into force on 1 May 2012, introduces the general obligation to prevent waste generation and to reduce its quantity and harmfulness. In order to implement the general obligation, the Government may issue general regulations concerning the production and marketing of products. Such regulations have so far been issued for example on batteries and accumulators, ozone depleting substances, asbestos and impregnated wood.

The new Environment Protection Act (527/2014) sets general regulations on the licensing of industrial facilities including waste disposal and recovery plants and major waste-generating industries. The Act aims at the reduction of the burden to the environment caused by various industrial operations as well as at the prevention of waste generation and reduction of their harmful effects. The Act replaced several previous regulations on facility licensing. According to the Act, the environment permit shall contain necessary regulations, among other things, in order to minimize the waste generated and diminish the harmful properties of wastes. The Act came into force on 1 September 2014.

France (2016-2019):

(i) National strategies/policies:

Policies on packaging waste, used tyres, batteries, vehicles and electronic waste.

(ii) Legislation, regulations and guidelines:

Decree No. 98-638 from July 20th 1998 about how to take into account the environment requirements in the design and the manufacturing of packaging;

Decree No. 99-374 from May 12th 1999 about introducing batteries in the market and their disposal;

Decree No. 2002-1563 from December 24th 2002 about the disposal of used tyres;

Decree No. 2003-727 from August 1st 2003 about the treatment of end-of-life vehicles; and

Decree 2005-829 from July 2005 relating to the composition of electrical and electronic equipment and to the disposal of waste from this equipment

Germany (2016-2019):

(i) National strategies/policies:

Waste Prevention Programme.³⁴ (Since 2017)

(ii) Legislation, regulations and guidelines:

Act on Closed Cycle Management (1994, amended in 2020) with supplementary regulations, in particular:

- Sewage Sludge Ordinance (2017, amended in 2020);
- Waste Oil Ordinance (1987, amended in 2020);
- Chemicals – Ozone Layer Ordinance (2006, amended in 2015);
- Ordinance on Bio-wastes (1998; amended in 2017);
- Ordinance on the management of waste wood (2003, amended in 2020);
- PCB-waste Ordinance (2000, amended in 2012);
- Ordinance on Underground Waste Stowage (2002, amended in 2012);
- Commercial Wastes Ordinance (2017, amended in 2020);
- Waste Management Plans issued by the Federal States;
- Landfill Ordinance (2009, amended in 2020);
- End-of-Life-Vehicle Ordinance (1997, amended in 2020);
- Federal Emission Control Act (1974, amended in 2020) with supplementary regulations; in particular the Ordinance on Waste Incineration Plants (1990, renewed in 2013);
- Packaging Act (2017, amended in 2020);
- Waste Electrical and Electronic Equipment Act (2005, amended in 2020);
- Ordinance on Hazardous Substances in Electrical and Electronic Equipment (2013, amended in 2020);
- Batteries Act (2009, amended in 2020);
- Technical requirements for management of waste electric and electronic equipment – M31A (2017);
- Technical requirements for treatment and recovery of waste electric and electronic equipment – M31B (2018);
- Guidance for management of waste from healthcare establishments – M18 (2015); and
- Guidance for management of waste containing asbestos – M23 (2015).

For more information.³⁵

Greece (2019):

(i) National strategies/policies:

Based on EU legislation. Care is taken for the prevention and reduction of production of hazardous wastes by use of clean technologies and minimization of hazardous characteristics of the waste. In addition, according to national legislation on environmental permitting, terms, conditions and preventive measures relating to the applied technology and techniques, shall be included in the environmental permit, aiming at the prevention and reduction of environmental impacts.

³⁴ www.bmub.bund.de/N50260-1

³⁵ <https://www.laga-online.de/Publikationen-50-Mitteilungen.html>

National Law 4042/2012, transposing Directive 2008/98/EC, introduces the obligation to establish a waste prevention programme, setting out specific objectives, measures and indicators, aiming to break the link between economic growth and the environmental impacts associated with the generation of waste. The waste prevention programme has been approved and published on 15-12-2019 with the Act No. 49 of Ministerial Council “Amendment and approval of the National Waste Management Plan and the National Strategic Plan for Waste Prevention, ratified according to the 51373/4684/25–11–2019 Joint Ministerial Decision”

In addition, the National Hazardous Waste Management Plan was adopted in 2016, aiming at the protection of public health and the environment, enhancing self-sufficiency of the country by establishing adequate hazardous waste collection, treatment, disposal networks and facilities and in parallel aiming at increasing inspections.

(ii) Legislation, regulations and guidelines:

- National Law 4014/2011 (OJG 209 A) concerning environmental permitting
- Joint Ministerial Decision 36060/1155/E.103/2016 (OJG 1450 B), implementing Directive 2010/75/EE concerning integrated pollution prevention and control (IPPC).
- Act No. 49 of Ministerial Council on 15-12-2016 “Amendment and approval of the National Waste Management Plan and the National Strategic Plan for Waste Prevention, ratified according to the 51373/4684/25–11–2019 Joint Ministerial Decision” (OJG 174 A)

Hungary (2016-2019):

(i) National strategies/policies:

The National Environmental Program (NEP) contains 19 measures for waste reduction and recycling/reuse measures, including hazardous wastes. Based on the regulations and objectives of NEP, the National Waste Management Plan (NWMP) was accepted by the Hungarian Parliament on 31 December 2016. The National Prevention Program (NPP) as the part of NWMP contains the legislative, financial and technical measures from 2014 to 2020 to prevent the generation of different waste streams (e.g. municipal, organic, batteries, WEEE, plastic packages, etc.).

General directions of the intended measures are prevention, reuse, recovery and reducing the disposal rate.

Sewage Sludge Treatment and recovery Strategy (2018-2023) adopted by the Government Decision No. 1403/2017.

(ii) Legislation, regulations and guidelines:
Act CLXXXV of 2012 on waste

Regional and local waste management plans.

Ireland (2016-2019):

(i) National strategies/policies:

- a) Local Authority Waste Management Plans (since 1998) – Responsible: Local authorities

Under the Waste Management Act, 1996 (as amended) all local authorities are required to prepare and implement a Waste Management Plan. These plans include objectives in relation to prevention and minimization of wastes. They also include objectives in relation to the recovery of waste.

3 new Regional Waste Management Plans were published on 14 / 15 May. These replace the previous 10 plans. The regional breakdown reflects the new regional structure set out in Putting People First.

Each plan is a statutory document prepared by a lead authority in each region. The Plans contain a comprehensive set of measurable objectives and associated actions concerning the current and future

generation, collection and management of waste for the period 2015-2021. They set out the framework for the prevention and management of wastes in a safe and sustainable manner.

The waste plans are required to be revised or replaced every six years and the current plans which were launched in mid-May will run from 2015 to 2021 with progress being reported on an annual basis.

The plans have a strong focus on the prevention of waste, supporting the move from a linear to a circular economy. The plans recognise the waste sector has the potential to play a leading role in the development of the circular economy in Ireland, and the policies and actions of the waste plans are focused on delivering this outcome.

The plans support the development of up to 300,000 tonnes of future additional thermal recovery capacity at a national level, taking account of active and pending national thermal recovery capacity, including the pending capacity in Poolbeg.

The primary responsibility for implementation of the plans lies with the three lead authorities for each of the Waste Planning Regions with support being provided from each local authority in its region. However everybody, including regulatory bodies, the waste industry, the business community, the environmental pillar and the general public will have a role to play in implementing the plans. Now that the plans have been published the National Co-ordination Committee for Waste Planning has served its purpose and will be disbanded. A Co-ordination Committee for the Implementation of Waste Management Plans will be established in its place to ensure that the collaborative approach taken in the development of the plans continues throughout their implementation, enabling challenges to be addressed in an efficient and timely manner.

b) National Hazardous Waste Management Plan – Responsible: Environmental Protection Agency (EPA)

Under the Waste Management Act 1996, as amended, the EPA is required to prepare a Hazardous Waste Management Plan for the country. This plan has regard to the prevention and minimization of hazardous waste and sets objectives and, where appropriate, targets in relation to the prevention and the minimization of hazardous waste, the minimization of the harmful nature of such waste and the recovery of hazardous waste. The Environmental Protection Agency has prepared a revised National Hazardous Waste Management Plan for the Republic of Ireland covering a six-year period from the date of publication (2014-2020). This third Plan is a revision of the National Hazardous Waste Management Plan 2008 - 2012 and sets out the priorities to be pursued over the next six years and beyond to improve the management of hazardous waste, taking into account the progress made since the previous plan and the waste policy and legislative changes that have occurred since the previous plan was published.

c) National Waste Prevention Programme – Responsible: Environmental Protection Agency

The National Waste Prevention Programme (NWPP) has been running since 2004 and has developed a wide range of prevention initiatives. The National Waste Report provides statistics on all waste streams (including hazardous wastes) to guide policy and target prevention efforts. The latest National Waste Prevention Programme was published in 2014. This document provides a strategy from EPA around the vision: "Living Better, Using Less". Incorporating Ireland's National Waste Prevention Programme, it sets out priorities for preventing wastage and unnecessary consumption of materials, energy & water.

Significant NWPP prevention projects include a Green Business Programme (www.greenbusiness.ie), a Green Hospitality Programme,³⁶ a Local Authority Prevention Network,³⁷ a Green Healthcare Programme (in development),³⁸ a Packaging Waste Prevention Programme,³⁹ a Food Waste Prevention/Home Composting Programme,⁴⁰ and a Green Home Programme.⁴¹

All of these programmes have particular regard to hazardous and biodegradable wastes during waste auditing and characterisation exercises. Specific projects are underway also to implement aspects of the NHWMP including prevention in the pharmachem and health service sectors, collection at civic amenity sites, management of garage and farm HW, producer responsibility and identification of barriers to self-sufficiency in HW treatment.

The EPA enforces the limits on hazardous substances in packaging, electrical equipment (RoHS), batteries, Deco-paints (solvents) and vehicles (ELV) through implementation of statutory Producer Responsibility Initiatives. Implementation of the requirements in relation to PCBs, POPs, ODS and F-gases are also underway.

Striving for more self-sufficiency nationally in the management of Ireland's hazardous waste, where technically and economically feasible, is a guiding principle behind many of the NHWMP's recommendations. Projects pursued in this regard by the EPA include completing the study on a National Difficult Waste Facility (incorporating hazardous waste landfill) and the Economic Study of Solvent Recycling and Treatment in the Pharmachem sector in Ireland.

The EPA published annual reports on the NHWMP, the most recently published is for 2008-2012.

National policy on waste management is set out in A Resource Opportunity, published in July 2012, and which sets out the measures through which Ireland will make the further progress necessary to become a recycling society, with a clear focus on resource efficiency and the virtual elimination of landfilling of municipal waste. A copy of the strategy is attached.

d) "National Strategy on Biodegradable Waste"

The National Strategy on Biodegradable Waste was published in April 2006 and provides the blueprint to achieve Ireland's targets for the diversion of biodegradable municipal waste from landfill in accordance with the requirements of Directive 1999/31/EC on the landfill of waste. The Strategy sets out a wide range of integrated measures designed in accordance with the waste hierarchy to support biodegradable waste minimisation and diversion from landfill. Prevention targets have been established to reduce arisings of biodegradable municipal waste that will require subsequent treatment and recovery while ambitious targets for the recycling of waste paper/cardboard and the biological treatment of food and garden wastes have been put in place for both the domestic and commercial sectors over the timeframe of the Strategy. The prevention of biodegradable waste has been integrated into the different projects within the National Waste Prevention Programme including Green Hospitality, Green healthcare and Stopfoodwaste.ie. A range of treatment technologies are also proposed to facilitate the diversion of the organic fraction of residual waste from landfill. The EPA has reviewed all waste licences for landfills mandating them to reduce the amount of biodegradable waste that they are permitted to landfill. The Waste Management (Food Waste) Regulations 2009 require the commercial sector, with effect from 1 July 2010, to segregate their food waste and have it transferred

³⁶ www.greenhospitality.ie

³⁷ www.localprevention.ie

³⁸ www.greenhealthcare.ie

³⁹ www.preventandsave.ie

⁴⁰ www.stopfoodwaste.ie

⁴¹ www.greenhome.ie

for recovery. Household food waste Regulations were introduced in 2013, obliging householders to source segregate or compost their bio-waste.

(ii) Legislation, regulations and guidelines:

- a) Waste Management Act 1996, as amended – Responsible: Department of Environment, Heritage & Local Government

Part III of the Waste Management Act 1996 provides for wide-ranging regulatory measure to promote waste prevention and recovery which may involve obligations upon producers, distributors, retailers and consumers. There is a basic obligation on persons involved in industrial, commercial and agricultural activities to have due regard to the need to prevent or minimize the production of waste from that activity and to take reasonable steps for that purpose, including steps relating to product design.

Directive 2008/98/EC on waste (the Waste Framework Directive) requires Member States to establish waste prevention programmes by 12 December 2013. This Directive was transposed into national law on the 31st March 2011.

- b) Integrated Pollution Prevention and Control Licensing (since 1994) – Responsible: Environmental Protection Agency (EPA)

Under the Environmental Protection Agency Act, 1992, the EPA is responsible for Integrated Pollution Prevention and Control licensing of scheduled activities. These include all major manufacturing activities in the country. Each license contains a specific condition relating to the establishment of an Environmental Management System (EMS). Through the EMS the license must assess all operations and review all practicable options for the use of cleaner technology, cleaner production and the reduction and minimization of the waste at the facility. See Irish EPA Guidelines on the content of an Annual Environmental Report (AER). See also: ⁴²

European Union (Industrial Emissions) Regulations, S.I. No. 138 of 2013, Environmental Protection Agency (Industrial Emissions) (Licensing) Regulations, S.I. No. 137 of 2013, European Union (Waste Incineration Plants & Waste Co-incineration Plants) Regulations, S.I. No. 148 of 2013, European Union (Large Combustion Plants) Regulations, S.I. No. 566 of 2012, European Union (Installations and Activities using Organic Solvents) Regulations, S.I. No. 565 of 2012 - provide for the issuing and enforcement of licences by the EPA for Industrial Emission Directive activities.

- c) Waste Licensing (since 1997) – Responsible: Environmental Protection Agency (EPA)

Under the Waste Management Acts 1996-2010, the EPA is responsible for licensing scheduled waste recovery and disposal activities. Each licence requires that the licensee establish an Environmental Management System (EMS). The EMS provides a mechanism for ongoing improvement in environmental performance by the licensee. For instance, transfer stations are required to introduce or extend recycling of wastes handled by the facility. Landfill site operators are required to provide for recycling of wastes such as construction and demolition waste, to assess and introduce, if possible, the utilisation of landfill gas, and to limit the acceptance of biodegradable municipal waste.

- d) Packaging Regulations (Since 1997) – Responsible: Local authorities & the Environmental Protection Agency

The European Union (Packaging Regulations) 2014 consolidate previous regulations and impose a wide range of obligations on all producers placing packaging on the Irish market (i.e. importers, manufacturers, packer/fillers, distributors and retailers). The regulations are intended to facilitate,

⁴² <http://www.epa.ie/downloads/advice/>

inter alia, the achievement by Ireland of the recovery and recycling targets for packaging waste as set out in Directive 94/62/EC on packaging and packaging waste as amended by Directive 2004/12/EC.

These Regulations provide the necessary legal framework to facilitate the recovery and recycling of packaging waste in Ireland.

The National Waste Report 2012 indicates that the recovery rate for packaging waste was 87% in 2012 which well exceeds the current the Directive's target of 60%.

Article 28 of the regulations provides that packaging placed on the market in Ireland must comply with the essential requirements of packaging set out in accordance with Annex II of Directive 94/62/EC on packaging and packaging waste while article 29 prescribes restrictions on the aggregate concentration levels of lead, cadmium, mercury and hexavalent chromium in packaging materials and packaging imported or manufactured in Ireland.

e) End-of-Life Vehicle Regulations (Since 2006) – Responsible: Local authorities

The European Union (End-of-Life Vehicles) Regulations 2014 consolidate previous regulations and are designed to implement the provisions of Directive 2000/53/EC of the European Parliament and of the Council on end-of-life vehicles. In particular, they are intended to facilitate the achievement of specified targets for the reuse/recovery and the reuse/recycling of end-of-life vehicles at authorised treatment facilities which operate to the minimum technical requirements set out in Annex I of Directive 2000/53/EC on end-of-life vehicles. Ireland achieved compliance with the recovery and recycling targets as required by the Directive for the first time in 2012.

Part IV of the regulations imposes a range of obligations on vehicle producers to ensure that the materials and components of specified vehicles placed on the market in Ireland do not contain lead, mercury, cadmium or hexavalent chromium other than in cases specifically exempted in accordance with the provisions of Annex II (as amended) of Directive 2000/53/EC on end-of-life vehicles and that technical documentation must be made available on request by producers to verify compliance with these requirements. The Environmental Protection Agency has agreed to act as the competent authority for the enforcement of these provisions of the regulations.

Plastic Bag Regulations (Since 2001)
Responsible: Local authorities (Enforcement of the levy Regulations)
The Waste Management (Environmental Levy) (Plastic Bag) Regulations, 2001 to 2007 provide for the imposition of an environmental Levy of 22 cent on plastic bags. The purpose of the levy is to reduce consumption of plastic shopping bags dispensed at retail outlets. Revenue raised from the plastic shopping bag is assigned to the Environment Fund – which also receives funding from the landfill levy. This fund is used to support appropriate waste management, litter and other environmental initiatives.

f) Farm Plastics – Responsible: Local authorities

The Waste Management (Farm Plastics) Regulations 2001, which revised and replaced previous regulations made in 1997, impose a wide range of obligations on both producers (i.e. manufacturers and importers) and suppliers of farm plastics (i.e. silage bale wrap and sheeting) to require the collection and recovery of such farm plastics placed on the market when entering the waste phase at end-of-life. Producers and suppliers may fulfil their obligations by participating in approved compliance schemes established for the purpose of farm plastics recovery or, alternatively, by operating 'deposit and refund' arrangements in support of the collection and recovery of waste farm plastics.

g) The European Union (Waste Electrical and Electronic Equipment) Regulations, 2014 (WEEE Regulations) – Responsible: Environment Protection Agency and Local Authorities

These Regulations replace the European Communities (Waste Electrical and Electronic Equipment) Regulations 2011 (S.I. No. 355 of 2011) as amended. The purpose of these Regulations is to contribute

to sustainable production and consumption by the prevention of waste electrical and electronic equipment (WEEE) and, in addition, by the re-use, recycling and other forms of recovery of such wastes so as to reduce the disposal of waste. They also seek to improve the environmental performance of all operators involved in the life cycle of electrical and electronic equipment. They will facilitate in particular the achievement of the targets for the collection, treatment, recovery and disposal of waste electrical and electronic equipment in an environmentally sound manner established by Directive 2012/19/EU on waste electrical and electronic equipment.

The Regulations impose obligations on persons who supply electrical and electronic equipment to the Irish market, whether as retailers, importers or manufacturers. An exemption from these obligations is available to persons who participate in a scheme for the collection, treatment, recovery and disposal of waste electrical and electronic equipment in an environmentally sound manner operated by an approved body established in accordance with the provisions of Part IV of these Regulations.

- h) European Communities (Restriction of Certain Hazardous Substances in Electrical and Electronic Equipment) Regulations, 2012 – Responsible: Environment Protection Agency

These Regulations give effect to the provisions of European Parliament and Council Directive 2011/65/EU on the restriction of the use of certain hazardous substances in electrical and electronic equipment. They aim to improve the safety of electronic products and prevent the release of hazardous substances into the environment. The prohibition on heavy metals and other dangerous chemicals in electrical and electronic equipment has now been extended to a wider range of products. The previous RoHS Regulations covered several categories of electrical and electronic equipment including household appliances, IT and consumer equipment, but the scope has now been extended to all electronic equipment, cables and spare parts.

- i) The European Union (Batteries and Accumulators) Regulations 2014 since 2008. – Responsible: Environment Protection Agency and Local Authorities

These Regulations consolidate previous regulations and are designed to minimise waste arisings of certain hazardous substances by prohibiting the use of certain heavy metals in batteries and accumulators and to promote the recovery of waste batteries and accumulators (e.g. rechargeable batteries) as required by European Parliament and Council Directive 2006/66/EC. They facilitate in particular the achievement of the targets for the collection, treatment, recovery and disposal of waste batteries and accumulators in an environmentally sound manner established by European Parliament and Council Directive 2006/66/EC. The Regulations impose obligations on persons who supply electrical and electronic equipment to the Irish market, whether as retailers, importers or manufacturers. An exemption from these obligations is available to persons who participate in a scheme operated by an approved body for the collection, treatment, recovery and disposal of waste batteries in an environmentally sound manner.

- j) Best Practice Guidelines on the Preparation of Waste Management Plans for Construction & Demolition Projects – Responsible: Local authorities

The purpose of the Best Practice Guidelines on the Preparation of Waste Management Plans for Construction & Demolition Projects is to promote an integrated approach to construction and demolition waste management practice throughout the duration of a project. They are designed to promote sustainable development, environmental protection and the optimum use of resources. The Guidelines introduce the concept of on-site waste management planning for projects above certain thresholds and provide a blueprint for designers, developers, practitioners and competent authorities, for the proper management of construction and demolition wastes.

Detailed guidance is provided on the essential components of a construction and demolition waste management plan including material on tracking, through internal auditing and the submission of summary reports to local authorities. Ultimately, this will assist in improving information on waste flows in the construction industry sector. Under the Development Management Guidelines for Local

Authorities (June 2007), planning authorities should have regard to the Best Practice Guidelines on the Preparation of Waste Management Plans for Construction & Demolition Projects when considering applications for development works above the specified thresholds in order to facilitate the proper management of construction and demolition wastes.

(iii) Others:

Producer responsibility is a key principle in the concept of waste reduction. A review of the Producer Responsibility Initiative Model in Ireland was completed and published in July 2014; the purpose of this review was to examine ways to make the PRIs more efficient and effective and produce the dual benefits of lowering costs of compliance for business while increasing compliance levels. The lower compliance costs should also assist in the broader circular economy aims of securing existing jobs and growing new employment opportunities.

A number of recommendations are made in the report which could assist the transition to a circular economy; these include:

- A mandate for the Producer Responsibility Organisations (PRO's) to collaborate with one another with a view to launching cross stream education and awareness initiatives,
- Producer Responsibility Organisations s to develop proposals for encouraging waste prevention and reuse in line with EU, national and regional policies and programmes.
- Reducing administrative costs by limiting duplication in terms of systems and data, and facilitating data sharing.
- The report identified other waste streams which might be suitable for voluntary agreements or development as PRI's.

Italy (2016-2019):

(i) National strategies/policies:

Adoption of national prevention programme.

(ii) Legislation, regulations and guidelines:

Legislative Decree No. 152/06, Artt.179, 180 and 181; Legislative Decree No. 151/2005 (Directives 2002/95/EC, 2002/96/EC, 2003/108/EC).

Latvia (2016-2019):

(i) National strategies/policies:

National Waste Management Plan, 2013-2020, including National Waste Prevention Programme.

(ii) Legislation, regulations and guidelines:

Waste Management Law, Law on Natural Resource tax.

Lithuania:

(i) National strategies/policies:

The National Plan for Waste Management for 2014-2020 (approved by Resolution No 519 of the Government on 12.4.2002 with latest amendments on 2017) as a strategic document, sets or provides: strategic goals; tasks on waste management and targets to implement them; evaluation of the management of particular waste streams; analysis of waste management capacity; identification of needs; installed and planned capacity of waste management; other information for the development of efficient infrastructure for environmentally sound management of waste in the territory of Lithuania.⁴³

⁴³ <https://www.e-tar.lt/portal/lt/legalAct/TAR.9945210D6571/bqrosWgyYG>

The National Waste Prevention Programme (approved by Order of the Minister of Environment No D1-782 on 22.10.2013, with latest amendments on 2016) indicates tasks for waste prevention. Among them there is the task to increase the efficient use of materials and resources with measures, including: integrated pollution prevention and control; promotion and financial assistance of cleaner production and waste prevention projects; eco-design; application of environmental management systems; green public procurement; awareness raising to prevent the generation of waste.⁴⁴

The Law on Waste Management sets the requirement that in the area of waste prevention and management, the following priority order shall apply:

- 1) prevention;
- 2) preparing for re-use upon prior separation of products or their components which are unsuitable for re-use;
- 3) recycling upon prior separation of wastes which are unsuitable for recycling;
- 4) other recovery, e.g. energy recover, upon prior separation of wastes which are unsuitable for recycling or other recovery;
- 5) disposal upon prior separation of wastes which are suitable for recycling or other recovery.

The Law on Waste Management also indicates that the priority order in waste prevention and management should be applied taking into account the general environmental protection principles of precaution and sustainability, technical feasibility and economic viability, protection of resources as well as the overall environmental, public health, economic and social impacts.⁴⁵

(ii) Legislation, regulations and guidelines:

Law of the Republic of Lithuania on Waste Management No. VIII-787

Law of the Republic of Lithuania on Environmental Pollution Charges No VIII 1183.

Law of the Republic of Lithuania on Environmental Protection No. IX-1005

Law of the Republic of Lithuania on the Packaging and management of packaging waste No. IX-517

Resolution of the Government of the Republic of Lithuania “For the recovery and (or) recycling targets of taxable goods waste and packaging waste” No 1168

Resolution of the Government of the Republic of Lithuania “Regarding the approval of the list of packaging compulsory for the deposit, the amount of deposit and the order of deposit system” of September 25 2002 No. 1506

Order No. D1-528 of the Minister of Environment of the Republic of Lithuania “For the rules on granting, updating and cancelation of the IPPC permits”

Order No. D1-259 of the Minister of Environment of the Republic of Lithuania “For the rules on granting, updating and cancelation of the Pollution permits”

Rules of Waste Management adopted by the Order No. 217 of the Minister of Environment of the Republic of Lithuania

Order No. 348 of the Minister of Environment on Rules of Packaging and Packaging Waste Management.

Luxembourg (2016-2019):

⁴⁴ <https://www.e-tar.lt/portal/lt/legalAct/TAR.09C26B84F785/OlouSxGOPc>

⁴⁵ <https://www.e-tar.lt/portal/lt/legalAct/TAR.8D38517814F1/OBTLfwVtul>

(i) National strategies/policies:

- National Waste Management Plan adopted by Government on 29th January 2010.⁴⁶
- Obligation for industries and Small and Medium Enterprises (SME) to establish internal waste management plans with the view of reduction and recycling of waste.⁴⁷
- (Addition in **2018**) National Waste and Resources Management Plan adopted by Government on 1st June 2018.⁴⁸

(ii) Legislation, regulations and guidelines:

- Waste law of 21st March 2012.
- Modified law of 10th June 1999 on classified establishments.

Malta (2016-2019):

(i) National strategies/policies:

Pursuant to Article 4(2)(a) of the Basel Convention, Malta has taken the following measures to reduce the amount of hazardous wastes and other wastes generated in the Country:

(Removed in **2018**) Such measures are set out in the Waste Management Plan for the Maltese Islands: A Resource Management Approach 2014-2020. Pursuant to Directive 2009/98/EC on waste, the above said national plan also includes a specific waste prevention plan.

(ii) Legislation, regulations and guidelines:

Waste generation reduction measures are also set out in:

- S.L.549.63 Waste Regulations;
- S.L.549.36 Waste Management (End of Life Vehicles) Regulations;
- S.L.549.43 Waste Management (Packaging and Packaging Waste) Regulations;
- S.L.549.54 Waste Management (Waste Batteries and Accumulators) Regulations; and
- S.L. 549.89 Waste Management (Electrical and Electronic Equipment) Regulations.

The Netherlands (2017):

(i) National strategies/policies:

The National Waste Management Plan (NWMP) 2009-2021 contains a chapter on prevention (waste reduction). The Netherlands has developed and started up many waste prevention activities in recent years. Due in part to this, economic growth has become decoupled from the increase in the amount of waste. A number of these activities will continue during the coming years, and their effects will therefore continue to be felt. In the NWMP 2009-2021 a summary of the activities and instruments is given that will be applied in this field during the coming years (Chain-orientated waste policy, eco-design, sustainable procurement, etc.)

(ii) Legislation, regulations and guidelines:

⁴⁶ <http://www.environnement.public.lu/dechets/pggd/index.html>

⁴⁷

https://environnement.public.lu/fr/emweltprozeduren/Autorisations/Gestion_des_dechets_et_ressources/pggd.html

⁴⁸ https://environnement.public.lu/fr/offall-ressourcen/principes-gestion-dechets/Plan_national_de_gestion_des_dechets_PNGD.html

Eco-design, sustainable procurement, producer responsibility, green deals, policy programme VANG (Van Afval Naar Grondstof - from waste to basematerial).

See also NWMP 2009-2021.

Poland (2016-2019):

(i) National strategies/policies:

The reduction of hazards posed by hazardous waste is one of the priorities of the National Environmental Policy and waste management plans. The Polish Act of 14 December 2012 on waste (Official Journal of 2016, item 1987 as amended) introduced obligation to prepare waste management plans. The waste management plans shall be updated at least every 4 years.

The second “National Waste Management Plan 2010” (NWMP 2010) was approved by resolution No. 233 of the Council of Ministers of Republic of Poland, of 29 December 2006 (Monitor Polski - Governmental Official Journal of 2006, No.90, item 946). The NWMP 2010 covers waste generated domestically, particularly municipal waste, hazardous waste, packaging waste and municipal sewage sludge, as well as waste imported into the national territory.

The objectives and tasks presented in the NWMP 2010 related to the period 2007 – 2010 and in the 2011-2018 perspective. The National Waste Management Plan 2014 was approved by resolution of No. 217 of the Council of Ministers of Republic of Poland, of 24 December 2010 (Governmental Official Journal No.101, item 1183). This NWMP 2014 updated the provisions of the NWMP 2010. The objectives and tasks related to the period 2011 – 2014 and in the 2015 – 2022 perspective.

The new National Waste Management Plan 2022 was approved by resolution No. 88 of the Council of Ministers of Republic of Poland, of 1st July 2016 (Governmental Official Journal item 784).

(ii) Legislation, regulations and guidelines:

The Polish Act of 14 December 2012 on waste regulates issues related to waste management including reduction and elimination of generation of hazardous wastes and other wastes. The Act imposes standards for recovery and disposal of waste (in line with the EU requirements) and defines a system of permits for the generation and further handling of hazardous waste.

The following national legislation also regulates the issues related to specific waste streams, including hazardous waste:

- a) The Act of 11 May 2001 on Economic Operators’ Obligations in the Scope of Managing Certain Types of waste and on the Product Charges (Official Journal of 2017 item 1413);
- b) The Act of 13 June 2016 on packaging and packaging waste (Official Journal 2016, item 888);
- c) The Act of 20 January 2005 on recycling of End-of Life Vehicles (Official Journal 2019, item 140);
- d) The Act of 29 July 2005 of Waste Electrical and Electronic Equipment (Official Journal of 2016, item 1155 as amended); and
- e) The Act of 24 April 2009 on batteries and accumulators (Official Journal of 2019, Item 687).

(iii) Others: (Addition in 2017)

Also, public societies act for reduction of generation of hazardous waste in Poland. For instance, the Polish Cleaner Production Movement Society, which is an NGO co-ordinating the Polish Cleaner Production Programme, promotes and implements in Poland the Cleaner Production strategy, which focuses on prevention of pollution. The Society promotes Sustainable Consumption and Production, as well as Corporate Social Responsibility (CSR), including UN Global Compact principles. These activities are co-ordinated by the Polish CP Centre in Katowice. The Polish Cleaner Production Movement Society is a member of the Polish Federation of Engineering Societies NOT and Silesian Network of NGOs. Their beneficiaries are mainly companies, but also municipalities and other institutions. The members of the Society and co-operators are environmental experts, industry

practitioners, academics and other environmental enthusiasts. The Society's activities cover information and education (e.g. internet websites, social media, environmental magazine, trainings, conferences and other events), consultancy and implementations.

Portugal (2016-2019):

(i) National strategies/policies:

According to articles 13 and 14 of the national framework law on waste management, Decree-Law No 178/2006, of 5 September 2006, republished on Decree-Law No 73/2011, of 17 June 2011, the strategic guidelines for national policy on waste management are established on the "National Waste Management Plan" in combination with sector-specific plans for waste management. In this context, the following plans have been prepared, approved and/or published :

- National Waste Management Plan (PNGR), concerning the period 2014-2020, published in March 2015 (RCM 11-C/2015) which includes the prevention programme;
- Strategic Plan for Municipal Waste (PERSU 2020), concerning the period 2014-2020, published in September 2014 (Ordinance No 187/2014), which includes the Municipal Waste Prevention Programme;
- Portuguese Norm NP 4486 - Refuse derived fuels, framework for the production, classification and quality management, published in September of 2009 and Refuse Derived Fuel (RDF) Strategy;
- Addition in **2018**: Action Plan for the Circular Economy Portugal, published in December 2017; and
- Addition in **2019**: In 2019 and 2020 Strategic Waste Management Plans for Municipal and Non Municipal Waste were developed as well as the revision of the National Waste Management Plan (PNGR), for the period 2020-2030.

All the Strategic Plans referred above set the principle of environmental sound management of waste and take the hierarchy of waste management priorities into account, aiming at the prevention, recycling, other recovery and safe disposal of waste. The plans put a strong emphasis on waste minimization and on information and education campaigns.

It also focuses on the consolidation of the prevention strategy as approved in National Plan for Industrial Waste Prevention; including measures to reduce the amount and hazardousness of waste produced, the objective of Portuguese self-sufficiency in managing hazardous waste through the construction of integrated recovery and disposal centres (CIRVER) and co-incineration in cement kilns.

(ii) Legislation, regulations and guidelines:

The Waste Act (Decree-Law No 178/2006 of 5 September, republished by Decree-Law No 73/2011 of 17 June) introduces the general obligation to prevent waste generation and to reduce its quantity and hazard potential. There is also specific legislation regarding the environmental sound management of special waste streams.

In order to accomplish the rules that were established in the national framework and specific laws on waste management, the extended producer responsibility principle is being implemented by the creation of integrated management systems for specific waste streams, ensuring the proper intervention of the stakeholders which are involved during the life cycle of the product.

Law no. 82-D/2014, of December 31, amending the environmental tax rules in the energy and emissions, transport, water, waste, spatial planning, forests and biodiversity sectors, introducing a taxation scheme for plastic bags and an incentive scheme for the slaughter of end-of-life vehicles, as part of a reform of environmental taxation.

(iii) Others:

Waste management tax and EU Funds, such as the LIFE+ programme.

Romania (2016-2019):

(i) National strategies/policies:

Through the Government Decision no. 870/2013 adopting the National Waste Management Strategy and Waste Management National Plan and Government Decision 942/2017 adopting National Plan on Waste Management.

According with the Law 211/2011 on Waste Regime which transpose the Directive no. 2008/98/EC on waste and repealing certain Directives, the central authority on environment protection shall elaborate the waste management plans and waste prevention programme.

(ii) Legislation, regulations and guidelines:

The Governmental Decision no. 173 / 2000 for the management and control of polychlorinated biphenyls and other similar compounds.

The Governmental Decision no 235/2007 which repealed the Governmental Decision 662/2001 on waste oils.

The Governmental Decision no.1132/2008 on used batteries and accumulators which repealed the Governmental Decision no.1057/2001 on used batteries and accumulators which contain hazardous substances.

The Governmental Decision no. 128/2002 on incineration of waste with all further updates.

The Governmental Decision no. 349/2005 on the landfill of waste modified by Governmental Decision no. 210/2007.

The Governmental Decision no. 856/2002 regarding waste lists and inventory of waste (transposition of the European Waste Catalogue).

The Governmental Decision no.1037/2010 regarding WEEE.

Law no. 212/2015 on the change of management of end-of-life vehicles and vehicles

Slovakia (2016-2019):

(i) National strategies/policies:

The Waste Management Programme of the Slovak Republic for the period from 2016–2020 set the following Objectives of Waste Management till 2020:

The main objective of waste management of the SR till 2020 is to minimise the negative effects of waste production and management on human health and the environment. To achieve the set objectives, it will be necessary to apply and observe properly the binding hierarchy of waste management in order to increase waste recycling in particular for the area of municipal wastes and construction and demolition wastes in compliance with the requirements of the Waste Framework Directive. In waste management, it is necessary to further apply the principles of proximity, self-sufficiency, and for the selected waste streams, also extended producer responsibility for new waste streams, in addition to the general "polluter pays" principle. In building the infrastructure of waste management, it is necessary to apply the requirement of Best Available Techniques (BAT) or Best Environmental Practice (BEP). For the period of 2016 to 2020, an essential diversion of waste disposal from landfilling in particular for municipal wastes remains the strategic objective of waste management of the SR.

Addition in **2019**: The Waste Prevention Programme of the Slovak Republic for the period from 2019-2025 in accordance with the provisions of the Directive [2008/98/EC](#) of the European Parliament and of the Council on waste and repealing certain Directives. The main objective of the program is to depart from material recovery, as the only declared priority in waste management in the Slovak

Republic, to the waste prevention. The main goal for hazardous waste is to continue in the decreasing of the amount of hazardous waste mainly by the support of eco-design in accordance with the EU Action plan for circular economy.

(ii) Legislation, regulations and guidelines:

Act No. 79/2015 Coll. on waste and on amendments to certain acts as amended.

Addition in **2018**: Act No. 329/2018 Coll. on waste deposit fees and on Amendment to Act No. 587/2004 Coll. on Environmental Fund and on amendments to certain acts (shall enter into force on 26 April 2019);

Act of the National Council of SR No. 514/2008 Coll. on management of waste from extractive industries on amendment of certain acts;

Government Order of the SR No. 153/2004 Coll. setting binding limits and dead-lines for the scope of reuse of parts of the end of life vehicles, for recovery of the wastes coming from processing of end of life vehicles and their recycling;

Government Order of the SR No. 330/2018 Coll. laying down the rates of the waste deposit fee and the details relating to the redistribution of income from the waste deposit fee ;

Decree of MoE SR No. 465/2013 Coll. on technical requirements for electrical and electronic equipment, as amended;

Decree of MoE SR No. 371/2015 Coll. on implementation of certain provisions of the Act on wastes as amended;

Decree of MoE SR No. 372/2015 Coll. on waste landfills and on temporary storage of metallic mercury as amended by Degree No. 323/2017;

Addition in **2018**: Decree of MoE SR No. 382/2018 Coll. on landfilling and storage of mercury waste (shall enter into force on 1 January 2019);

Decree of MoE SR No. 373/2015 Coll. on extended producers responsibility as amended;

Decree of MoE SR No. 365/2015 Coll. establishing Waste Catalogue as amended as amended by Degree No. 320/2017;

Decree of MoE SR No. 366/2015 Coll. on registration and reporting obligations as amended;

Decree of MoE SR No. 255/2010 Coll. which implements management of waste from extractive industries on amendment of certain acts;

Notification of the MoE SR No. 368/2015 Coll. on the issue of Decree 1/2015 on uniform methods of analytical control of waste;

Notification of the Ministry of the Foreign Affairs of the SR No. 593/2004 Coll. on conclusion of the Stockholm Convention on POPs;

Notification of the Ministry of the Foreign Affairs of the SR No. 60/1995 Coll. on the accession of the Slovak Republic to the Basel Convention on the Control of Transboundary Movements of Hazardous Wastes and their Disposal;

Regulation (EC) No. 1013/2006 of the European Parliament and of the Council on shipments of waste an amended

Commission Regulation (EC) No. 1418/2007 concerning the export for recovery of certain waste listed in Annex III or IIIA to Regulation (EC) No. 1013/2006 of the European Parliament and of the Council to certain countries to which the OECD Decision on control of transboundary movements of wastes does not apply;

Commission Decision No. 2010/438/EU extending the derogation period for Bulgaria to raise objections to shipments of certain waste to Bulgaria for recovery under Regulation (EC) No. 1013/2006 of the European Parliament and of the Council;

Commission Implementing Decision extending the derogation period for Romania to raise objections to shipments of certain waste to Romania for recovery under Regulation (EC) No. 1013/2006 of the European Parliament and of the Council on shipments of waste (2011/854/EU);

Treaty of Accession of the SR to the EU (Annex XIV, 9(B) (1).

Slovakia then outlines some of the measures included in its national legislation:

According to the Act No. 79/2015 Coll. on waste and on amendments to certain acts as amended, Article 6

(1) The waste management system hierarchy shall follow a priority order as follows:

- a) prevention of waste,
- b) preparing for reuse,
- c) recycling,
- d) other recovery, for example energy recovery, and
- e) disposal.

(2) Only specific waste streams may depart from the waste management system hierarchy where this is justified by life-cycle thinking on the overall impacts of the generation and management of such waste and if so provided in this Act.

(3) Waste prevention means measures taken before a substance, material or product has become waste, that reduce

- a) the quantity of waste, including through the reuse of products or the extension of the life span of products,
- b) the adverse impacts of the generated waste on the environment and human health, or
- c) the content of hazardous substances in materials and products.

(4) Prevention of packaging waste means the reduction of

- a) the quantity of materials and substances contained in packaging and in packaging waste and their harmfulness for the environment and
- b) the quantity of packaging and packaging waste and their harmfulness for the environment at production process level and at the marketing, distribution, utilisation and elimination stages; prevention will be achieved, in particular, by developing products and technology that are more environment-friendly,
- c) consumption of light plastic bags.

(5) Legal persons and sole traders who manufacture products shall take into account

- a) when producing them, the need to give priority to technology and processes saving natural resources and reducing the generation of unusable, especially hazardous, waste from these products,
- b) the need for informing the public about the method of recovery or disposal of waste from the product and its parts, in particular when designing the product packaging, instructions for use or other product documentation.

(6) Waste producers shall prevent the generation of waste from their operations and reduce its quantity and hazardous properties. Waste that cannot be prevented must be recovered or disposed of in accordance with paragraph 1 in a manner that does not pose a threat to human health and the environment and that complies with this Act and other acts of general application.

(7) If waste prevention is impossible or inappropriate, it is necessary to utilise the materials and products by reusing them.

(8) Waste recovery by recycling that allows for raw materials to be extracted is permissible if waste prevention or the procedure referred to in paragraph 7 is impossible or inappropriate.

(9) Waste can be used as a source of energy if waste prevention or the procedure referred to in paragraphs 7 and 8 is impossible or inappropriate.

(10) Waste may be disposed of in a manner that does not pose a threat to human health and does not damage the environment if waste prevention or the procedure referred to in paragraphs 7 through 9 is impossible or inappropriate.

(11) The targets and binding limits for the waste management system are provided in Annex 3.

Slovenia (2016-2019)

(i) National strategies/policies:

- Resolution on National Environmental Action Program for period 2005-2012 (2006);
- Environmental Performance Reviews (1997);
- Strategic Plan for Slovenia in the Area of Waste Management (1996);
- Operational plan concerning the disposal of PCB's and PCT's for period 2009- 2012 (2009);
- Operational plan concerning disposal of waste with the purpose of decreasing quantities of biodegradable waste for period 2009-2013 (2008);
- OECD Environmental Performance Reviews Slovenia 2012;
- Operational plan for municipal solid waste (2013);
- Waste management programme and waste prevention programme of the Republic of Slovenia (2016); and
- (Addition in **2018**): Resolution on National Programme on Protection of the Environment for period 2020-2030 (2020)

See also: ⁴⁹ ⁵⁰

Waste Management Plan 2016.⁵¹

Measures taken for the reduction and/or elimination of the amount of hazardous wastes and other wastes generated are in accordance with EU waste management policies.

(ii) Legislation, regulations and guidelines:

⁴⁹ <https://www.gov.si/podrocja/okolje-in-prostor/okolje/ravnanje-z-odpadki/>

⁵⁰ http://www.mop.gov.si/si/zakonodaja_in_dokumenti/veljavni_predpisi/zakon_o_varstvu_okolja/programi_in_nacrti_varstvo_okolja/

⁵¹ http://www.mop.gov.si/fileadmin/mop.gov.si/pageuploads/medijsko_s_redisce/2016/06_Junij/30_Program_odpadki/16_06_30_Program_odpadki_ravnanje_preprecevanje_cistopis.pdf

Environmental Protection Act (2004) as amended and from it deriving legislation on the field of waste management.^{52 53}

Spain (2017):

(i) National strategies/policies:

Spain has the National Integrated Waste Plan (PNIR) 2016-2022, approved 6/11/2015, which contains measures for the reduction and/or elimination of the amount of hazardous wastes and other wastes generated.

This document gathers, in an integrated manner, specific chapters for:

- Municipal wastes
- Hazardous wastes
- End of life vehicles
- End of life tires
- Sewage sludge
- Construction and demolition wastes
- PCB/PCT and PCB/PCT containing equipment
- Wastes from accumulators and batteries
- Electric and electronic equipment wastes
- Wastes from extractive industries (mining activities)
- Wastes from agricultural plastics
- Non-hazardous industrial wastes
- Contaminated soils

The text (in Spanish) can be accessed through the web site of the Ministry for the Ecological Transition of Spain.⁵⁴

(ii) Legislation, regulations and guidelines:

Act 22/2011, of July the 28th, on Wastes and Contaminated soils is aimed, *inter alia*, at preventing the production of wastes and encouraging, in this order, its prevention, preparation for reuse, recycling and other forms of recovery, and, if needed, disposal, with the view to protecting the environment and human health. To that end, the Government will be able to adapt the established specified waste streams norms to the new Act and its new principles.

Industries and activities generating hazardous wastes are subject to administrative communication and registry. The Act expressly promotes that any potentially recyclable or recoverable waste should be destined for that purpose and its elimination avoided as far as possible, and if not, disposing in an ESM, seeking the protection of human health and the Environment.

⁵² <http://www.pisrs.si/Pis.web/pregledPredpisa?id=ZAKO1545>

⁵³ <https://www.uradni-list.si/glasilo-uradni-list-rs/vsebina/2020-01-0603/resolucija-o-nacionalnem-programu-varstva-okolja-za-obdobje-2020-2030-renpvo20-30>

⁵⁴ <https://www.miteco.gob.es/es/calidad-y-evaluacion-ambiental/planes-y-estrategias/Planes-y-Programas.aspx>

(iii) Others:

Besides the above mentioned legal or planning instruments, there are other specific measures already in place, such as:

- landfill taxes for hazardous and non hazardous wastes in some regions (i.e. Madrid, Cataluña, Murcia, Andalucía, Castilla y León);
- voluntary agreements with stakeholders;
- promotion of Environmental Management Systems and Schemes (ISO-14000 / EMAS); and
- voluntary industry sectorial agreements on the management of wastes (mentioned above); and Certification of Environmental Management Systems.

Spain (2018-2019):

(i) National strategies/policies:

National Framework on waste management (PEMAR) 2016-2022:

- Approved on 6 November 2015, the National Plan will serve to guide waste policy in Spain in the period 2016-2022. It will give an impulse to different measures improving the deficiencies detected and promoting actions that will provide better environmental results assuring that Spain fulfils the legal objectives.
- The text (in Spanish) can be accessed through the web site of the Ministry for the Ecological Transition and the Demographic challenged in Spain.⁵⁵

National Integrated Waste Plan (PNIR):

- Approved on the 26 December 2008, its aim is to promote an adequate waste management policy, by decreasing its generation and promoting its correct treatment: prevention, reuse, recycling, recovery and disposal.
- The text (in Spanish) can be accessed through the web site of the Ministry for the Ecological Transition and the Demographic challenged in Spain.⁵⁶

(ii) Legislation, regulations and guidelines

Act 22/2011, of July the 28th, on Wastes and Contaminated soil is aimed, inter alia, at preventing the production of wastes and encouraging, in this order, its prevention, preparation for reuse, recycling and other forms of recovery, and, if needed, disposal, with the view to protecting the environment and human health. To that end, the Government will be able to adapt the established specified waste streams norms to the new Act and its new principles.

Industries and activities generating hazardous wastes are subject to administrative communication and registry. The Act expressly promotes that any potentially recyclable or recoverable waste should be destined for that purpose and its elimination avoided as far as possible, and if not, disposing in an ESM, seeking the protection of human health and the Environment.

Sweden (2016-2019):

Sweden has not updated its list of measures since the last implementation report.

⁵⁵ <https://www.miteco.gob.es/es/calidad-y-evaluacion-ambiental/planes-y-estrategias/Planes-y-Programas.aspx>

⁵⁶ <https://www.miteco.gob.es/es/calidad-y-evaluacion-ambiental/planes-y-estrategias/Planes-y-Programas.aspx>

(i) National strategies/policies
EU Waste management strategy:

- a) Prevention of generation of waste;
- b) Reduce content of hazardous material in the waste;
- c) Reuse or recovery of material or energy; and
- d) Safe and adequate disposal of the waste.

(ii) Legislation, regulations and guidelines
Producer responsibility of different kinds of waste;

Ban on landfill of sorted combustible waste from 1 January 2002;

Ban on landfill of organic waste from 1 January 2005; and

Ordinance on wastes sent to landfills.

The United Kingdom (2016-2019):

(i) National strategies/policies

Waste policy is devolved in the UK to the respective administrations.

a. England

The Waste Prevention Programme for England was published in December 2013 and remains the current policy, setting out actions for government, local authorities, businesses and the civil society and consumers to reduce waste and move to a more sustainable economy. However, the Resources and Waste Strategy for England was published in December 2018 and therefore did not feature in the 2013-2015 implementation report. This sets the strategic direction which will be taken forward through a new Waste Prevention Programme to be published for consultation in early 2021. Some of the major waste reform proposals include:

- A consistent recycling system
- A deposit return scheme for drinks containers
- A review of the four existing producer responsibility schemes
- An extended producer responsibility scheme
- A range of measures to tackle plastic pollution: to eliminate all avoidable plastic waste over the lifetime of the 25 Year Environment Plan and to work towards all plastic packaging placed on the market being recyclable, reusable, or compostable by 2025.

Her Majesty's Treasury is also introducing a plastic tax on plastic packaging.

b. Scotland

Scotland has a Zero Waste Plan which includes targets of recycling 70% of all Scotland's waste and sending a maximum of 5% to landfill by 2025. A range of legislation and policy levers have been introduced to support delivery of these targets. The Waste (Scotland) Regulations came into effect on 01 January 2014 and includes many provisions targeting businesses, waste contractors, and local authorities.

The Waste (Recyclate Quality) (Scotland) Regulations 2015 place obligations on recycling facility operators to sample the quality of material moving through their facility and publicly report this data. In 2016, the Scottish Government launched a Circular Economy Strategy for Scotland, setting out a commitment to implement measures which prevent waste.

c. Wales

Wales' waste strategy is guided by "Towards Zero Waste" which was published in 2010. It describes a framework for resource efficiency and waste management between 2010 and 2050. In addition, the Waste Prevention Programme, published in 2013, includes targets, priority materials and sectors, and

waste prevention actions for businesses, Government and individuals. Reducing hazardous waste is a priority within the Programme. Regarding the development of technologies, the Programme includes policies to increase Eco-Innovation among manufacturing businesses and to optimise the design and operations of construction and demolition activities for waste prevention. However, specific details were lacking in the answer.

d. Northern Ireland

The Waste Prevention Programme for Northern Ireland (The Road to Zero Waste), published in 2014, builds on the Northern Ireland Waste Management Strategy – “Delivering Resource Efficiency”. There is a renewed focus on waste prevention (including re-use), preparing for re-use and recycling, and moves the emphasis of waste management in Northern Ireland from resource management to resource efficiency. The answer also refers to Northern Ireland’s plastic bag levy and to decreasing quantities of waste going to landfill over recent years. Again, there is no specific mention of technology development or hazardous wastes.

e. Gibraltar

The Gibraltar Waste Management Plan, which includes Gibraltar’s Waste Prevention Programme, was published in 2013 and has recently been updated. Gibraltar is in the process of updating its waste management plan as it progresses with the construction of a materials recovery facility (MRF) to replace the initial separation facility.

f. Jersey

Jersey’s national strategy/policy was not included in the UK’s responses until 2017. The Waste Management (Jersey) Law 2005 implements a number of regulatory objectives in wastes management, including the minimisation of waste generation. There are specific waste management facilities and segregation is promoted for a range of hazardous waste types including waste oils, chemicals, batteries, electrical and electronic equipment, and end-of-life vehicles. Healthcare waste is disposed of in clinical waste incineration plant.

Jersey’s Solid Waste Strategy recognises that there are certain hazardous wastes that need to be disposed of by specialised disposal technologies such as high temperature incineration (D10) and specialist engineered landfill (D5). However, it is not economically viable for Jersey to implement such technologies and as such these hazardous wastes are exported to other parts of the UK for disposal.

(ii) Legislation, regulations and guidelines

REACH: controls for the Registration, Evaluation, Authorisation and Restriction of Chemicals. This is leading to the phase out of a number of chemical substances in products, reducing the amount that will ultimately appear in the waste stream at the end of a product’s life.

The Restriction of the Use of Certain Hazardous Substances in Electrical and Electronic Equipment (RoHS) Regulations 2012: encouraged the reduction in the use of hazardous materials and components in the manufacture of electrical electronic equipment.

The Environmental Permitting (England and Wales) Regulations 2016, and the Landfill (Scotland) Regulations 2003 and Landfill (Northern Ireland) regulations 2003 transpose the technical and regulatory aspects of Council Directive 99/31/EC on the Landfill of Waste. The Waste and Emissions Trading Act 2003 implements Articles 5 (1) and (2) of the directive for the reduction of biodegradable waste and set targets to reduce the amount of biodegradable municipal waste going to landfill. The Landfill Directive and the Industrial Emissions Directive (2010/75) have led to a significant reduction in the number of landfill sites in the UK.

Hazardous Waste Regulations were amended in the Waste (England and Wales) Regulations 2011 to transpose the EC’s Hazardous Waste Directive (91/689/EEC).

The Packaging (Essential Requirements) Regulations 2015 implement relevant parts of the EC Directive on Packaging and Packaging Waste 94/62/EC.

The Batteries and Accumulators (Placing on the Market) Regulations 2008 (as amended) and the Waste Batteries and Accumulators Regulations 2009 (as amended) together implement relevant parts of Directive 2006/66/EC.

The Waste Electrical and Electronic Equipment Regulations 2013 (as amended) implement WEEE Directive 2012/19/EU.

The End-of-Life Vehicles Regulations 2003 (as amended) and ELV (Producer Responsibility) Regulations 2005 (as amended) together implement the requirements of the EU End of Life Vehicles Directive 2000/53/EC.

(iii) Others

As with the 2013-2015 implementation report, the UK reiterates its continued support for voluntary agreements with waste prevention at their core within key sectors, working through the Waste and Resources Action Programme (WRAP). Examples of such initiatives are provided, such as the Sustainable Clothing Action Plan, the Courtauld Commitment 2025 for food waste, and the Hospitality and Food Service Agreement (HaFSA), alongside details of their commitments and achievements.

The UK's response also includes information on waste infrastructure, their Waste Infrastructure Delivery Programme (WIDP), and government investments in municipality waste infrastructure.

5.3.19 Question 6: Measures Taken for the Reduction of the Amount of Hazardous Wastes and Other Wastes Subject to Transboundary Movement

The MS have summarised the measures taken for the reduction of the amount of hazardous waste and other waste subject to transboundary movement in accordance with Articles 4.2(d) and 13.3.(b)iv of the Basel Convention.

The description of measures taken is split into 3 sections:

- (i) National strategies/policies:
- (ii) Legislation, regulations and guidelines:
- (iii) Others:

Only Malta has not undertaken measures for the reduction of the amount of hazardous wastes and other wastes subject to transboundary movement.

Some of the above categories are missing from the response summaries below. This is due to a lack of response by the Member State in the original questionnaires.

Austria (2016-2019):

- (i) National strategies/policies:
The Federal Waste Management Plan 2011 statutes the principle of self-sufficiency for final disposal. Based on this principle objections are raised in case of exports for final disposal provided there is a suitable disposal option in Austria.
- (ii) Legislation, regulations and guidelines:
Federal Waste Management Plan 2017.⁵⁷

Belgium (2016-2019):

- (i) National strategies/policies:
-

⁵⁷ https://www.bmk.gv.at/themen/klima_umwelt/abfall/aws/bundes_awp/bawp.html

In the European Regulation (EC) No. 1013/2006 provisions on self-sufficiency and proximity are included.

(ii) Legislation, regulations and guidelines:

WALLONIA (same apply in FLANDERS and BRUSSELS regions)

General guidance on exports and imports of wastes is contained in the Regulation (EC) N° 1013/2006 and in the Walloon waste management plan. However, some expectations to these rules may be appropriate.

The main policies are as follows:
To ban all imports directly for final disposal;
To ban imports and exports of wastes for disposal except if:
(1) The waste cannot realistically be treated in an environmentally sound manner in, or in closer proximity to, the country of origin, and
(2) The State of destination has the technical capacity and the necessary facilities in order to dispose of the wastes in question in an environmentally sound and efficient manner or,
(3) The capacity treatment in the country or origin is saturated, taking into account of regional/national self-sufficiency, or
(4) The transboundary movement concerning small quantities hazardous wastes for which it would be uneconomical for the State of origin to provide his own facility this specific case requires cooperation between countries concerned;

To allow all imports for recovery except if:
(1) Large quantities of non-recoverable residues which are derived from recycling/ recovery operations must be landfilled, or
(2) The import in question must be seriously prejudicial to the capacity of a particular facility to deal with wastes from Walloon Region sources, or
(3) The waste in question doesn't comply with the specification set out in the authorisation for the destination facility - this specific case requires cooperation between countries concerned;

To allow all exports for recovery except if:
(1) The country of destination prohibits the import of waste in question, or
(2) The Walloon Region has the regulatory and technical infrastructures necessary to treat exported waste.

Bulgaria (2016-2019):

(i) National strategies/policies:

National Waste Management Plan 2014-2020

(ii) Legislation, regulations and guidelines:

Waste Management Act (promulgated in State Gazette No. 53, effective 13/07/2012).

National Waste Management Plan 2014-2020

Croatia (2016-2019):

(i) National strategies/policies:

The National strategy on waste adopted on 14 October 2005 by the Croatian Parliament, contains instruments for reduction of the amount of hazardous wastes and other wastes subject to the transboundary movement.

The National Plan on waste has been adopted on 19 July 2007 on the basis of National Strategy.

Planned activities for the reduction of the amount of hazardous waste and other wastes subject to the transboundary movement are:

- a) waste management on the principle of sustainable development
- b) avoiding and reducing the generation of waste and reducing the hazardous properties of waste at source (cleaner production)
- c) recovering the valuable properties of waste for energy purposes
- d) developing and establishing programmes of systematic education on waste
- e) identify industry which generate largest amounts of waste
- f) prepare directions and guidelines for application of cleaner production by different industrial sectors

Cyprus (2016-2019):

(i) National strategies/policies:

The principle of proximity and the principle of self-sufficiency are taken into account into the National Strategy for the Management of Wastes and the Study for the Management of Hazardous Wastes (October 2002) as requested also in the relevant EU legislation. However, Cyprus is not yet in a position to treat all types of hazardous waste generated locally. Therefore, hazardous wastes are still exported either for disposal or for recovery.

Cypriot authorities are encouraging every effort made by the private sector for the development of hazardous wastes disposal and recovery facilities.

(ii) Legislation, regulations and guidelines:

In accordance with the EU and national legislation the environmental standards and the criteria to reduce the amount of hazardous wastes and other wastes are in elaboration

Czech Republic (2016-2019):

(i) National strategies/policies:

State Environmental Policy 2012-2020.

(ii) Legislation, regulations and guidelines:

“Basel-ban” has been implemented in accordance with Regulation (EC) No. 1013/2006 of the European Parliament and of the Council of 14 June 2006 on shipments of waste (applicable from 12 July 2007).

Act on Waste No. 185/2001 Coll. Waste generated in the Czech Republic shall be preferentially disposed of in the Czechia. Transboundary movements of waste to the Czech Republic for the purpose of final disposal shall be prohibited. Waste generated in the Czech Republic shall be preferentially recovered in the Czechia, unless it is recovered in other EU Member States. In the amendment of Act on waste by Act No. 314/2006 Coll. improved measures for combating illegal traffic (obligations of police, increase of fines, etc.) have been enacted.

According to the Waste Management Plan of the Czech Republic (Government Decree No. 197/2003 Coll or instead, as of 2017, No. 352/2017 Coll. as amended) the export of wastes for the purpose of final disposal shall be permitted only if there is not sufficient capacity in the Czech Republic for environmentally sound disposal of the specific kind of waste.

(iii) Others:

Obligatory financial guarantee covering the costs of storage, re-import and disposal, when a transboundary movement cannot be completed according to the Regulation (EC) No. 1013/2006 of the European Parliament and of the Council of 14 June 2006 on shipments of waste.

Denmark (2016-2019):

The response which was provided for both sections of this question was as follows:

The Government's resource strategy from 2013 sets out the overall strategy for waste management and introduces a series of initiatives for treatment of waste.

The reduction and/or elimination of hazardous waste is not only based on a separate strategy but is also based on bans and phasing out of chemicals which is implemented through the national strategy of chemicals.

Estonia (2016-2019):

(i) National strategies/policies:

In accordance with the integrated waste management approach, the National Environment Strategy establishes the internationally accepted list of priorities for improving the waste management system. The hierarchy also forms the principal basis for the whole set of legislative documents in the field of waste management:

The following waste hierarchy shall apply as a priority order in waste prevention and management legislation and policy:

- a) prevention;
- b) preparing for re-use;
- c) recycling;
- d) other recovery, e.g. energy recovery; and
- e) disposal.

(ii) Legislation, regulations and guidelines:

Waste act, Packaging Act, etc.

Finland (2016-2019):

(i) National strategies/policies:

Not available. See previous question 5.

(ii) Legislation, regulations and guidelines:

Sections 109 and 110 of the Waste Act (646/2011) set out the restrictions for certain transboundary movements of waste to and from Finland. One of the aims is to reduce the amount of transboundary movements of wastes. To achieve this goal, it sets regulations on how the principles of self-sufficiency and proximity are implemented in waste management.

France (2016-2019):

(i) National strategies/policies:

Every region must have a waste management plan.

(ii) Legislation, regulations and guidelines:

Environment Code (book 5, title 4).

Germany (2016-2019):

(i) National strategies/policies:

Implementation of the principle of self-sufficiency when waste is destined for disposal operations set out in Annex IV A (D-operations). 10 Federal States have implemented an obligation for delivery for certain wastes to public facilities within Germany.

(ii) Legislation, regulations and guidelines:

Implementation of the principle of self-sufficiency pursuant to Art. 2 of the German Waste Movement Act.

Greece (2016-2019):

(i) National strategies/policies:

Recycling/reuse/recovery within Greece is promoted; use of wastes for energy production (as a last choice, whenever possible) before transboundary movement.

In addition, the export of waste oils to incineration or co-incineration facilities is prohibited, if the regeneration (R9 operation) within the country is technically feasible.

(ii) Legislation, regulations and guidelines:

National Law 2939/2001 concerning alternative management of packaging and other products and the following issued Presidential Decrees:

No. 82/2004, for the alternative management of waste oils;

Joint Ministerial Decision 23615/651/E.103/2017 (OJG 1184 B), for the alternative management of waste electrical and electronic equipment (WEEE); and

Joint Ministerial Decision 41624/2057/E103/2010 on Waste Batteries and Accumulators.

National Law 4042/2012, transposing Directive [2008/98/EC](#)

Hungary (2016-2019):

(i) National strategies/policies:

The National Waste Management Plan (NWMP) was accepted by the Hungarian Parliament on 31st of December 2013.

The National Prevention Program (NPP) as the part of NWMP contains the legislative, financial and technical measures from 2014 to 2020 to prevent the generation of different waste streams (e.g. municipal, organic, batteries, WEEE, plastic packages, etc.). „Sewage Sludge Treatment and Recovery Strategy (2018-2023)” adopted by the Government Decision No. 1403/2017.

(iii) Legislation, regulations and guidelines:

Act CLXXXV of 2012

Regional and local waste management plans

Ireland (2016-2019):

(i) National strategies/policies:

The first National Hazardous Waste Management Plan was published in 2001 and was replaced by a second Plan published in 2008. This third Plan is a revision of the second Plan and will cover a period of six years from the date of publication (2014 - 2020). This revised Plan sets out the priority actions that should be undertaken within the lifetime of the Plan in relation to: the prevention of hazardous waste; improved collection rates for certain categories of hazardous waste; steps that are required to improve Ireland's self-sufficiency in hazardous waste management and the continued identification and regulation of legacy issues (e.g. identification, risk assessment and regularisation of historic unregulated waste disposal sites). All Irish EPA IPPC licences have technical obligations to eliminate or reduce (where possible) on an ongoing basis the use of dangerous substances in manufacturing and also in waste produced by these facilities.

A study, commissioned by the EPA, was completed in 2010 in relation to the Technical and Economic Aspects of Developing a National Difficult Waste Facility (incorporating a hazardous waste landfill). This work looked at a range of hazardous and difficult wastes considered not suitable for incineration. This study has now been published for the information of policy and

decision-makers in relation to the development of suitable facilities where technically and economically feasible.⁵⁸

An Economic Study of Solvent Recycling and Treatment in Ireland was commissioned by the EPA and completed in 2009 (published in 2010). This identified a range of issues for the EPA to clarify in relation to the classification of recovery and disposal options and IPPC licensee requirements. A long-term project is underway to engage with the relevant licensees to promote the potential to treat and re-use waste solvents domestically, preferably on-site of generation or at least within Ireland, rather than exporting the material.⁵⁹

(ii) Legislation, regulations and guidelines:

The Revised Waste Framework Directive 2008/98/EC has been transposed through the European Communities (Waste Directive) Regulations 2011 (Statutory Instrument No. 126 of 2011).

Many provisions within Waste Framework Directive 2008/98/EC were already enshrined in national primary legislation by the Waste Management Act 1996 and associated Regulations made thereunder. The 2011 Waste Directive Transposition Regulations amend provisions within the 1996 Waste Management Act as appropriate and also provide for stand-alone Regulations on aspects within Directive 2008/98/EC not amenable for direct incorporation into the Act by way of specific amendments. The 2011 Transposition Regulations also provide for consequential amendments to associated Regulations affected by the transposition:

- a) Waste Management (Facility Permit & Registration) Regulations 2007 (as amended)
- b) Part IV of the Environmental Protection Agency Act 1992.
- c) European Union (Restriction of Certain Hazardous Substances in Electrical and Electronic Equipment) Regulations 2012 (S.I. No. 513 of 2012)
- d) European Communities (Shipments of Hazardous Waste exclusively within Ireland) Regulations, S.I. No. 324 of 2011. - The control of hazardous waste shipments is now fully consolidated under the National Transfrontier Shipment Office.

(The above regulations also revoke Parts V and VI of the Waste Management (Hazardous Waste) Regulations, S.I. No. 163 of 1998.)

Italy (2016-2019):

(i) National strategies/policies:

Adoption of national prevention programme.

(ii) Legislation, regulations and guidelines:

Legislative Decree No. 152/06, Artt.179, 180 and 181; Legislative Decree No. 151/2005 (Directives 2002/95/EC, 2002/96/EC, 2003/108/EC).

Latvia (2016-2019):

(i) National strategies/policies:

National Waste Management Plan 2013.-2020, including the National Waste Prevention Programme.

(ii) Legislation, regulations and guidelines:

It is stated in Waste Management Law (Section 5, Part 1) that when organising, planning and carrying out waste management activities, state and municipal institutions, and waste management companies have to give the highest priority to waste prevention activities.

Lithuania (2019):

⁵⁸ http://www.epa.ie/downloads/pubs/waste/haz/name_30331.en.html

⁵⁹ http://www.epa.ie/downloads/pubs/waste/haz/name_30635.en.html

(i) National strategies/policies:

The National Plan for Waste Management for 2014-2020 (approved by Resolution No 519 of the Government on 12.4.2002 with latest amendments on 2017) as a strategic document, sets or provides: strategic goals; tasks of waste management and targets to implement them; evaluation of the management of particular waste streams; analysis of waste management capacity; identification of needs; installed and planned capacity of waste management; other information for the development of efficient infrastructure for environmentally sound management of waste in the territory of Lithuania.

<https://www.e-tar.lt/portal/lt/legalAct/TAR.9945210D6571/bqrosWgyYG> (available in Lithuanian)

The National Waste Prevention Programme (approved by Order of the Minister of Environment No D1-782, adopted on 22.10.2013, as last amended on 1.1.2016) indicates tasks for waste prevention. Among them is the task to increase the efficient use of materials and resources with measures, including: integrated pollution prevention and control; promotion and financial assistance of cleaner production and waste prevention projects; eco-design; application of environmental management systems; green public procurement; awareness raising to prevent the generation of waste.

<https://www.e-tar.lt/portal/lt/legalAct/TAR.09C26B84F785/OIouSxGOPc>

(available in Lithuanian)

The Law on Waste Management sets the requirement that in the area of waste prevention and management, the following priority order shall apply:

- 1) prevention;
- 2) preparing for re-use upon prior separation of products or their components which are unsuitable for re-use;
- 3) recycling upon prior separation of wastes which are unsuitable for recycling;
- 4) other recovery, e.g. energy recover, upon prior separation of wastes which are unsuitable for recycling or other recovery;
- 5) disposal upon prior separation of wastes which are suitable for recycling or other recovery.

The Law on Waste Management also indicates that the priority order in waste prevention and management should be applied taking into account the general environmental protection principles of precaution and sustainability, technical feasibility and economic viability, protection of resources as well as the overall environmental, public health, economic and social impacts.

<https://www.e-tar.lt/portal/lt/legalAct/TAR.8D38517814F1/OBTLfwVtul>

(available in Lithuanian)

(ii) Legislation, regulations and guidelines:

Law of the Republic of Lithuania on Waste Management No. VIII-787

Law of the Republic of Lithuania on Environmental Pollution Charges No VIII 1183.

Law of the Republic of Lithuania on Environmental Protection No. IX-1005

Law of the Republic of Lithuania on the Packaging and management of packaging waste No. IX-517

Resolution of the Government of the Republic of Lithuania “For the recovery and (or) recycling targets of taxable goods waste and packaging waste” No 1168

Resolution of the Government of the Republic of Lithuania “Regarding the approval of the list of packaging compulsory for the deposit, the amount of deposit and the order of deposit system” of September 25 2002 No. 1506

Order No. D1-528 of the Minister of Environment of the Republic of Lithuania “For the rules on granting, updating and cancelation of the IPPC permits”

Order No. D1-259 of the Minister of Environment of the Republic of Lithuania “For the rules on granting, updating and cancelation of the Pollution permits”

Rules of Waste Management adopted by the Order No. 217 of the Minister of Environment of the Republic of Lithuania

Order No. 348 of the Minister of Environment on Rules of Packaging and Packaging Waste Management.

All legislation is available in State Register of legal acts: <https://www.e-tar.lt/portal/en/index>

Luxembourg (2016-2019):

(i) National strategies/policies:

See section 5(i)

(ii) Legislation, regulations and guidelines:

See section 5(ii)

The Netherlands (2017):

(i) National strategies/policies:

The national waste policy plan 2009-2021 contains in the general part a framework to check the transboundary movement of waste against the policy. The plan does not contain measures to reduce the amount of waste that is subject to transboundary movement.

Legislation, regulations and guidelines were not specified.

Poland (2016-2019):

(i) National strategies/policies:

Principle of self-sufficiency and proximity applies to all shipments of waste destined for final disposal (Annex IV A of the Basel Convention).

(ii) Legislation, regulations and guidelines:

Regulation (EC) No. 1013/2006 of the European Parliament and of the Council of 14 June 2006 on shipments of waste.

Portugal (2016-2019):

(i) National strategies/policies:

Portugal referred back to the Strategies in Question 5 which take into account the principles of proximity and self-sufficiency at national level.

Great effort has been given to the enforcement of the general and specific legislation and to the application of the waste management strategic plans, namely through the construction of new waste management facilities as well as an evaluation and retrofitting of existing units. This was done for municipal solid waste, healthcare waste, hazardous wastes, wastes from electric and electronic equipment, metals, solvents, oils, waste containing precious metals, tyres, plastics, glass and paper and cardboard.

Regarding specific waste streams, several integrated management systems are in operation, as described in Question 5.

The opening in 2008 of two Integrated Centers for Treatment, Recovery and Disposal of Hazardous Wastes (CIRVER) and legal provisions encouraging hazardous waste treatment by co-incineration in cement kilns, contributes to the Portuguese implementation of the principle of self-sufficiency on hazardous waste.

Portugal has a legal provision allowing systematic objections to shipments of waste destined for disposal in other countries under subparagraph a) of paragraph 1 of Article 11 of Regulation (EC) No 1013 / 2006, as reflected in national legislation through Article 4 of Decree-Law No 178/2006, of 5 September, republished on Decree-Law No 73/2011, of 17 June.

(ii) Legislation, regulations and guidelines:

Regulation (EC) No 1013/2006 of the European Parliament and of the Council entered into force in 12 July 2007.

Decree-Law No 3/2004 of 3 of January 2004 establishes the legal regime for licensing Integrated Centers for Treatment, Recovery and Disposal of Hazardous Wastes (CIRVER).

Ordinance No 172/2009 of 17 February establishes procedures to be adopted in the classification, characterization, transportation, treatment and recovery operations and disposal of waste to be carried out in CIRVER, giving compliance with the provisions of paragraph 1 of Article 22 of Decree-Law No 178/2006 of 5 September, republished by Decree-Law No 73/2011, of 17 June.

Romania (2016-2019):

(i) National strategies/policies:

Through the Government Decision no. 870/2013 adopting the National Waste Management Strategy and Waste Management National Plan and Government Decision 942/2017 adopting National Plan on Waste Management.

According with the Law 211/2011 on Waste Regime which transpose the Directive no. 2008/98/EC on waste and repealing certain Directives, the central authority on environment protection shall elaborate the waste management plans and waste prevention programme.

(ii) Legislation, regulations and guidelines:

The Governmental Decision no. 173/2000 for the management and control of polychlorinated biphenyls and other similar compounds with all further updates.

The Governmental Decision no 235/2007 which repealed the Governmental Decision 662/2001 on waste oils.

The Governmental Decision no.1132/2008 on used batteries and accumulators which repealed the Governmental Decision no.1057/2001 on used batteries and accumulators which contains hazardous substances

The Governmental Decision no. 128/2002 on incineration of waste with all further updates.

The Governmental Decision no. 349/2005 on landfilling of waste modified by Governmental Decision no. 210/2007.

The Governmental Decision no. 856/2002 regarding waste lists and inventory of waste (transposition of the European Waste Catalogue).

The Governmental Decision no.1037/2010 regarding WEEE.

The Governmental Decision no.2406/2004 regarding ELV with all further updates

Slovakia (2016-2019):

(i) National strategies/policies:

The Waste Management Programme of the Slovak Republic for the period from 2016-2020 includes the following measures for the period 2016-2020:

- to not endanger human health and the environment in the SR as a consequence of transboundary movement of wastes,

- in the decision-making on matters of transboundary movement of wastes, to proceed pursuant to principles resulting from international and national legal regulations in force, in particular from Regulation (EC) No. 1013/2006 of the European Parliament and of the Council on shipments of waste (hereinafter "Regulation No. 1013/2006"),
- to support and actively develop the national and international cooperation in implementing Regulation No. 1013/2006, in particular in the area of control and methodology of transboundary movement of wastes with the neighbouring States and in the SR, with respective state administration authorities of waste management (District Offices, Slovak Environmental Inspection, municipalities) and state administration authorities in the area of taxes, fees and customs,
- to dispose the waste produced in the SR preferably in the SR. To permit the transboundary shipment of wastes from the territory of the SR to other EU Member States or export of wastes from the SR to non-EU Member States for the purpose of disposal only if the SR has no technical possibilities or necessary facility, capacity or suitable disposal centre for the disposal of such wastes in the way efficient and acceptable in terms of the environment, or if the respective wastes are demanded as a raw material for recycling or for the treatment industry in the country of destination/import,
- to prohibit the transboundary shipment of wastes from other EU MS to the SR and import of wastes from a non-EU MS to the SR for the purpose of disposal in compliance with the Act on Wastes and new Act on Wastes,
- to permit the transboundary shipment of wastes from other EU MS to the SR and import of wastes from a non-EU MS to the SR for the purpose of recovery only to a facility, which is licensed and operated for the respective type of waste in compliance with the valid legal regulations of the SR, and which has a sufficient capacity,
- within the framework of the permission process, to assess all the phases of waste management till its hand-over to the final waste recovery or disposal facility,
- to prohibit the transboundary shipment of wastes from other EU MS to the SR and import of wastes from a non-EU MS to the SR for the purpose of energy recovery of wastes using the activity R1 pursuant to Annex No. 2 in a waste incinerator designated as a waste recovery facility, if as a consequence of such transboundary shipment of wastes or import of wastes, national wastes would have to be disposed or treated in a way, which is not in compliance with the plan of the SR,
- the person performing the transboundary shipment of wastes from other EU MS to the SR or the import of wastes from a non-EU MS to the SR to the facilities intended for recovery using the activity R1 pursuant to Annex No. 2 in a waste incinerator designated as a waste recovery facility shall be obliged to submit a notification pursuant to Article 85 of the new Act on Wastes,
- during the transboundary shipment of mixed municipal wastes or wastes combined with mixed municipal wastes from other MS to the SR and during the import of mixed municipal wastes or wastes combined with mixed municipal wastes from a non-EU MS to the SR, to proceed in compliance with Article 3 (5) of regulation No. 1013/2006, i.e. for such shipment to raise objections pursuant to Article 11 and 12 of Regulation No. 1013/2006,
- to permit transboundary shipment from the territory of the SR to other EU MS or export from the territory of the SR to a non-EU MS for the purpose of recovery of selected hazardous waste streams, for which objectives are set in Chapter 4.1, only if the SR has no technical possibilities or necessary facility, or there are not sufficient capacities for recovery or recycling of the respective hazardous waste, or the notifier or other legal entity or natural

person in their name prove that the percentage of recovery or recycling in the facility for recovery or recycling of hazardous waste out of the territory of the SR is identical or higher than the percentage of recovery or recycling set in Chapter 4.1 Objectives and Data of Selected Waste Streams, and is provided through activities R2 – R9 pursuant to Annex No. 1 to the new Act on Wastes,

- the Ministry can prohibit transboundary movement of wastes if the notifier, consignee or a person authorised to act on behalf of the notifier or consignee taking part in this transboundary movement of wastes, was, by a legal decision,
 - a) found guilty of an offence as a consequence of an act, by which they committed illegal shipment,
 - b) found guilty, in the previous three years, of an offence as a consequence of other wrongful act in the area of waste management as mentioned in letter a) or
 - c) convicted, in the previous three years, of a crime against the environment,
- within the transboundary movement of wastes for the purpose of disposal, to apply the principle of self-sufficiency and proximity, and if applicable, to give priority to the principle of proximity over the principle of self-sufficiency,
- during planned and executed transboundary shipments of suspicious electrical equipment (i.e. electrical equipment, whose holder claims that it is not electrical waste and there is a suspicion that it is electrical waste) to check documentation in compliance with Article 88 (2) and (3) of the new Act on Wastes, with the objective to eliminate illegal shipments of such wastes,
- during planned and executed transboundary shipments of suspicious batteries and accumulators (i.e. batteries and accumulators, whose holder claims that they are not waste batteries and accumulators and there is a suspicion that they are waste batteries and accumulators) to check the accompanying documentation and shipments of suspicious batteries and accumulators in compliance with Act No. 79/2015 Coll. on wastes and on the amendment to certain acts, with the objective to eliminate illegal shipments of such wastes.

(ii) Legislation, regulations and guidelines:

Act No. 79/2015 Coll. on waste and on amendments to certain acts as amended. See Question 5 for more details.

Slovenia (2016-2019):

(i) National strategies/policies:

- National Environmental Action Program 2005-2012; and
- Waste management programme and waste prevention programme of the Republic of Slovenia (2016).

The principles of Basel Convention and EU legislation are taken into account in all cases of export, import and transit of hazardous wastes. What is more, the provisions for self-sufficiency and proximity are fixed in the Regulation (EC) No. 1013/2006.

(ii) Legislation, regulations and guidelines:

The Regulation (EC) No. 1013/2006 applies. Ban amendment (Decision III/1) was ratified in 2004. For the shipments within the EU, the provisions for self-sufficiency and proximity are fixed for the wastes for disposal.

Spain (2017-2019):

(i) National strategies/policies:

National policy relies on:

- Implementation of the "principle of self-sufficiency" in the elimination of wastes generated in Spain, wherever possible;
- Implementation of the "principle of proximity" in the treatment of wastes, which implies that the wastes must be treated (especially hazardous wastes) at the closest point to their production to minimize movement;
- Implementation of decision III/2 of the Basel Convention on the prohibition of the export of hazardous wastes to non-member countries of OECD (in the case of wastes intended for elimination, the restriction applies to countries that are not members of EFTA); and
- Strategies, laws and other instruments mentioned in Reduction and/or Elimination of Hazardous Waste Generation.

(ii) Legislation, regulations and guidelines:

Article 9 of Act 22/2011, of July the 28, on Wastes and Contaminates Soils covers the "principle of self-sufficiency" and the "principle of proximity".

Sweden (2016-2017):

(i) National strategies/policies:

The "National Waste Plan and Waste Prevention Program 2018-2023" provides an overview of the targets, instruments and measures introduced in Sweden to prevent waste and achieve a more resource-efficient and non-toxic waste management system in accordance with the waste hierarchy.

(ii) Legislation, regulations and guidelines:

Ban on transport of wastes to non-OECD countries.

Sweden (2018-2019):

(i) National strategies/policies:

Swedish Waste plan 2012-2017 sets out a number of priority areas where measures are needed. Among those priority areas are preventing illegal export of waste through better supervision and inspections.

(ii) Legislation, regulations and guidelines:

Ban on transport of wastes to non-OECD countries.

Different guidelines about export of used goods and waste, for example for UEEE and WEEE.

The United Kingdom (2016-2019):

(i) National strategies/policies:

The UK Plan for Shipments of Waste (2012) generally prohibits the export and import of waste for disposal, and most imports, in keeping with the principles of self-sufficiency and proximity whereby waste should be disposed of in, or as close as possible to, the country of origin.

This Plan, which originally entered into force on 09 August 2007, sets out Government policy on shipments of waste for disposal to and from the United Kingdom. It replaces the UK Management Plan for Exports and Imports of Waste (published in 1996).

Any shipment of waste for which notification is required under Regulation (EC) No.1013/2006 on shipments of waste (the Community Regulation) is subject to this Plan.

(ii) Legislation, regulations and guidelines:

The Transfrontier Shipments of Waste Regulations 2007 ensure full implementation and enforcement of the revised WSR.

The UK Plan for Shipments of Waste (2012) requires the Secretary of State to prepare a waste management plan containing his policies in relation to the shipment of waste for disposal into and out of the UK. The Plan takes into account the UK's obligations under international, EC and national law, particularly under the UN Basel Convention on the Control of Transboundary Movements of

Hazardous Waste and their Disposal (the Basel Convention) and the Community Regulation, which implements the Basel Convention within the European Community.

The Control of Mercury (Enforcement) Regulations 2017 designate UK competent authorities, offences and for EU Regulation 2017/852 on Mercury. These repealed and replace previous legislation, (EC) No. 1102/2008 and The Mercury Export and Data (Enforcement) Regulations 2010, and implement the obligations of the Minamata Convention of Mercury.

The Regulation (Articles 3 and 4) prohibits the export of metallic mercury, including waste metallic mercury, and the listed mixtures of mercury to a country outside the EU. The import of mercury and the import of the mixtures of mercury listed in Annex I from outside the EU for purposes other than disposal as waste are also prohibited.

The Regulation (Article 11) also specifies that mercury and mercury compounds, whether in pure form or in mixtures, from (a) the chlor-alkali industry; (b) the cleaning of natural gas; (c) non-ferrous mining and smelting operations; (d) extraction from cinnabar ore in the Union are considered to be waste within the meaning of Directive 2008/98/EC and so should be disposed of accordingly. Articles 13 also set requirements on the storage of mercury waste.

5.3.20 Question 7: Effects of Hazardous Wastes and Other Wastes on Human Health and the Environment

Member States were asked whether statistics on the effects of hazardous and other wastes on human health and the environment are compiled in their country, in accordance with Article 13.3.(d) of the Basel Convention. If they are, respondents were asked to specify or give details where such information could be found.

In total, 7 Member States responded that statistics are not compiled in their country. Of those Member States that do compile statistics, 4 do not specify provide further details. The responses of all Member States are summarised in Table 5-3.

Table 5-3: Responses from Member States on the Effects of Waste on Human Health and the Environment

Member State	Responses
Austria (2016-2019)	No specific information is available. General Information can be found in the "Umweltkontrollbericht", which is up-dated every three years. The latest Edition was published in 2019. ⁶⁰
Belgium (2016-2019)	<p>BRUSSELS CAPITAL REGION</p> <p>- Environment Brussels, the Brussels administration for the Environment, has the legal mission of permanently monitoring the quality of air, water, soils, etc. in order to detect and avoid harm to human health and the environment, including harm caused by hazardous and other wastes. Environment Brussels also collect statistics and present studies and reports on these subjects.</p> <p>- Information on the monitoring, reporting and studies can be found by contacting the Waste Department of Environment Brussels via our information contact point:</p> <p>info@environnement.brussels</p> <p>Tél. : +32 (0)2 / 775.76.21</p> <p>Fax.: +32 (0)2 / 775.76.21</p>

⁶⁰ <https://www.umweltbundesamt.at/umweltsituation/umweltkontrollbericht/ukb/>

Bulgaria (2016-2019)	This kind of information can be obtained from: Executive Environment Agency, ⁶¹ Waste Monitoring Department; 136, "Tsar Boris III" Blvd., Sofia 1618; E-mail: ncesd@eea.government.bg; Tel.: (+3592) 955 90 11, (+3592) 940 64 15; Fax: (+3592) 955 90 15
Croatia (2016-2019)	Information can be obtained from the Ministry of Health, Ksaver 200/a, 1,0000 Zagreb. ⁶²
Cyprus (2016-2018)	Information is not readily available. Further information can be obtained from the Focal Point.
Cyprus 2019	N/A.
Czech Republic (2016-2019)	N/A.
Denmark (2016-2019)	The Danish policy is based on prevention of exposure and the use of limit values. Among other things, the policy is based on risk assessments on chemicals and material stream analysis. The mass flow analysis on numerous substances can be found on the Danish EPA homepage ⁶³ but unfortunately most of them are in Danish but all of them will have an English summary.
Estonia (2016-2019)	National Waste Management Plan, Yearly statistics, Health Care Waste Management Strategy. Statistics are available and https://jats.keskkonnainfo.ee/main.php?page=content&content=overviews http://www.keskkonnainfo.ee/main/index.php/en/publications/publication

⁶¹ <http://eea.government.bg/>

⁶² <https://zdravlje.gov.hr/>

⁶³ www.mst/homepage.dk

Finland (2016-2019)	<p>The requirements for the monitoring of e.g. the emissions and effects of industrial facilities (including waste disposal and recovery facilities) are specified case-by-case in the environmental permits granted for such facilities. With regard to landfills, for example, the monitoring shall include at least monitoring of quantity and quality of landfill water and surface water, quality and level of groundwater, and accumulation and migration of landfill gas. The monitoring reports are provided to the supervisory authorities.</p> <p>There are no specific national statistics etc. available on the effects of hazardous wastes on human health and the environment. However, in the Finnish environmental administration, there are some 40 national environmental monitoring programmes in operation concerning, for example, emissions and discharges to the environment, state of the environment (air, water courses, groundwater, soil), generation and management of wastes and hazardous wastes, use of chemicals, natural resources, and biodiversity. The health of the Finnish population is also regularly monitored by the health authorities (see e.g. www.thl.fi).</p>
France (2016-2019)	<p>Information can be obtained from: chrystel.scribe@developpement-durable.gouv.fr</p>
Germany (2016-2019)	<p>There is a great variety of environmental monitoring in Germany which covers all environmental media (air, soil, sea, inland waters) and many different types of monitoring (e.g. Environmental Specimen Bank, integrated environmental monitoring, population studies). There is also a huge amount of waste analyses data which have been collected in a waste analyses database (http://www.abfall-nrw.de/aida/).</p> <p>Data about all environmental issues are published in “Data on the environment” which is available in German and English (https://www.umweltbundesamt.de/en/topics/my-indicator-report-current-data-on-the-environment).</p> <p>Examples for the recent waste publications in English: Updating the waste Prevention Programme https://www.umweltbundesamt.de/en/publikationen/updating-the-waste-prevention-programme-preparing Environmental Awareness in Germany https://www.umweltbundesamt.de/en/publikationen/environmental-awareness-in-germany-2018</p>
Greece (2016-2019)	<p>N/A.</p>
Hungary (2016-2019):	<p>On the basis of the material balance and other documents, waste producers, dealers, pre-treatment, recovery and disposal facilities and treatment facilities shall submit a quarterly or/and annual report depending on the character of the waste to the regional environmental authority. (According to the Governmental Decree No. 309/2017 (XII. 11.) which came into force on 1 April 2019)</p> <p>The quarterly and annual reports are collected and registered in the database which is operated by the Ministry of Agriculture.</p> <p>All information on waste generation, transportation and disposal of hazardous and other wastes can be found via the Hungarian focal point and competent authority.</p>

**Ireland⁶⁴
(2016-2019)**

Report of the Investigation into the Presence and Influence of Lead in the Silvermines Area of County Tipperary. Department of Agriculture, Food and Rural Development, 2000. Available from www.agriculture.gov.ie

National Hazardous Waste Management Plan 2008-2012 & 2012 - 2020 – Available from www.epa.ie

Final Report of Expert Group for Silvermines, Co. Tipperary: Lead and Other Relevant Metals (2002) – Available from www.epa.ie

Report of the Investigation into the presence of Lead and Other Heavy Metals in the Tynagh Mines Area – Available from www.epa.ie

Irish EPA ERTDI Research programme. Methodology for the assessment of hazardous waste disposal sites
http://www.epa.ie/downloads/pubs/research/waste/EPAhazardous_waste_sites_ERDT116synthesis.pdf

Irish EPA ERTDI Research Programme. Procedure for the identification of hazardous components of waste.
http://www.epa.ie/downloads/pubs/research/waste/EPA_hazardous_waste_ERDTI12_main.pdf

Irish EPA Current Research Programme (STRIVE). See theme B at attached link, <http://www.epa.ie/downloads/pubs/research/STRIVE-%20low%20res%20version%20for%20web%202009.10.071.pdf>

A householder's guide to Hazardous Waste Prevention (2010),
<http://www.epa.ie/downloads/pubs/waste/wastepreventionprojectoutputs/name,30195,en.html>

National Large PCB Holdings Inventory (2010), <http://www.epa.ie/downloads/pubs/waste/haz/name,27748,en.html>

National Small PCH Holdings Inventory (2010), <http://www.epa.ie/downloads/pubs/waste/haz/name,27749,en.html>

National Hazardous (Difficult) Waste Facility Study, <http://www.epa.ie/downloads/pubs/waste/haz/name,30331,en.html>

Economic Study of Solvent Recycling & Treatment in Ireland (2010),
<http://www.epa.ie/downloads/pubs/waste/haz/name,30635,en.html>

Garages Final Study Report (2010), <http://www.epa.ie/downloads/pubs/waste/haz/name,30636,en.html>

Smart Garages Guide (2010), <http://www.epa.ie/downloads/pubs/waste/wastepreventionprojectoutputs/name,30512,en.html>

Farming & the Environment (2008), <http://www.epa.ie/downloads/pubs/waste/wastepreventionprojectoutputs/name,28072,en.html>

National Waste Report for year 2009, <http://www.epa.ie/downloads/pubs/waste/stats/name,30613,en.html>

Municipal Waste Characterisation (2008/09), <http://www.epa.ie/downloads/pubs/waste/plans/name,11659,en.html>

Guidance Note on Waste Ionisation Chamber Smoke Detectors (2010),
<http://www.epa.ie/downloads/advice/waste/weee/name,30190,en.html>

Guidance on X-Ray units at end of Life (2010), <http://www.epa.ie/downloads/advice/waste/weee/name,30191,en.html>

ODS Questionnaire (2009): Refrigeration & Air Conditioning Sector, <http://www.epa.ie/downloads/forms/ods/name,24108,en.html>

WEEE Waste Management Plan Report Template (2011), <http://www.epa.ie/downloads/forms/weee/name,27639,en.html>

WEEE Waste Management Plan Guidance (2011), <http://www.epa.ie/downloads/forms/weee/name,13512,en.html>

EPA PCB Information Leaflet, <http://www.epa.ie/downloads/forms/surveys/PCB%20Information%20Leaflet.pdf>

Depollution and Shredder trial for End of Life Vehicles 2010, <http://www.epa.ie/downloads/pubs/waste/stats/name,30314,en.html>

Irish Government Battery Scoping Decision Tree (2010), <http://www.epa.ie/downloads/advice/waste/weee/name,30257,en.html>

Focus on landfilling in Ireland (2010), <http://www.epa.ie/downloads/pubs/waste/stats/name,30262,en.html>

Occurrence and fate of pharmaceuticals and personal care products within sewage sludge and sludge-enriched soils,
<http://www.epa.ie/downloads/advice/waste/weee/name,27737,en.html>

Guidance note for the storage of materials at IPPC facilities, <http://www.epa.ie/downloads/advice/licensee/name,14237,en.html>

2011, Pharmaceutical Society of Ireland guidelines on the sourcing, storage and disposal of medicinal products within a retail pharmacy business to facilitate compliance with the Regulation of Retail Pharmacy Businesses Regulations 2008.

Pilot Farm Hazardous Waste Bring Centres Report EPA 2013- <http://www.epa.ie/pubs/reports/waste/haz/140514%20FINAL%20EPA-Pilot-Farm-Hazardous-Waste-2013-13May.pdf>

⁶⁴ For further information, documents and reports please see <http://www.epa.ie>

Italy (2016-2019)	National report provided by Italian Agency for Protection of Environment (ISPRA) ⁶⁵
Latvia (2016)	Latvia responded that statistics were compiled within the country generally, but that none were compiled in 2016.
Latvia (2017-2019)	Statistics are not compiled in Latvia.
Lithuania (2016-2019)	Statistics are not compiled in Lithuania.
Luxembourg (2016-2017)	Luxembourg responded that statistics were compiled but that information was not available.
Luxembourg (2018-2019)	Statistics are not compiled in Luxembourg.
Malta (2016-2019)	Statistics are not compiled in Malta.
Netherlands (2017)	Information can be found on: www.rivm.nl ; www.rijksoverheid.nl ; and Ministry of Infrastructure and the Environment: www.ilent.nl/onderwerpen/leefomgeving/afval/evoa_vergunningen/

⁶⁵ www.isprambiente.gov.it

<p>Poland (2016-2019)</p>	<p>The programme of environment and health actions in Poland is implemented within the framework of basic strategy setting priorities for national health policy, namely the National Health Programme (NHP).</p> <ul style="list-style-type: none"> • The first NHP was adopted by the Government of Poland for the years 1996-2005. The second NHP was prepared for years 2007 – 2019. The programme covers the following implementation actions: • Consequent realisation of programmes concerning air and water quality and waste disposal (with special view to hazardous waste); • Development and implementation of a modern system for identification and assessment of occupational hazards; • Development of methodology for early diagnosis and prevention of occupational diseases and health promotion at workplace; and • Development or updating of educational systems essential for national social policy in relation to occupational safety and hygiene as well as ergonomics.
<p>Portugal (2016-2019)</p>	<p>Monitoring environmental, epidemiological, and psychosocial programs are being implemented since 1999 by LIPOR (in the metropolitan area of Oporto) and VALORSUL (in the metropolitan area of Lisbon) regarding the impacts of municipal solid waste incineration facilities on human health.</p> <p>Portuguese Environment and Health Action Plan is a partnership between the Portuguese Environment Agency and the Directorate-General of Health, to improve the prevention, control and risk reduction strategies in environment and health with integration of knowledge and innovation in economic and social development. This programme has the following goals:</p> <ul style="list-style-type: none"> • Act on environmental factors levels promoting health for all; • Increase awareness-raising, training and education of professionals and general public; • Adjust policies and improve risk communication; and • Enhance and information network increasing knowledge on environment and health relationships.
<p>Romania (2016)</p>	<p>Romania responded that statistics were compiled but that information was not available.</p>
<p>Romania (2017-2019)</p>	<p>Statistics are not compiled in Romania.</p>
<p>Slovakia (2016-2019)</p>	<p>Statistics are not compiled in Slovakia.</p>

Slovenia (2016-2019)	<p>The following studies are available on the adverse effects of specific wastes or specific treatments of waste:</p> <ul style="list-style-type: none"> - wastes from mining https://www.arso.gov.si/varstvo%20okolja/odpadki/poro%c4%8dila%20in%20publikacije/OdpadkiRudarji.pdf - combustion of waste https://www.nijz.si/sl/vpliv-kurjenja-odpadkov-na-zdravje - waste containing asbestos https://www.gov.si/assets/organi-v-sestavi/IRSD/VZD-obrazci-in-obvezna-navodila-storitve/cf2a589c37/Vpliv-azbesta-na-zdravje-delodajalec.pdf https://www.nijz.si/sites/www.nijz.si/files/publikacije-datoteke/azbest-brosura-final.pdf
Spain (2017-2019)	<p>Statistics are not compiled in Spain.</p>
Sweden (2017-2019)	<p>Sweden provides links to online resources.⁶⁶</p>

⁶⁶ <https://www.scb.se/hitta-statistik/statistik-efter-amne/miljo/avfall/avfall-uppkommet-och-behandlat/>
<https://www.naturvardsverket.se/Sa-mar-miljon/Mark/Avfall/>
<https://www.naturvardsverket.se/Om-Naturvardsverket/Publikationer/ISBN/6900/978-91-620-6932-2/>

**United
Kingdom
(2016-2019)**

The UK made a commitment in 2002 to commission a review of the relative health and environmental effects of all the different waste management options. This was a two-stage process. The first stage assessed the scientific evidence of the physical health and environmental effects of options to manage municipal solid waste and similar wastes, and a report was published in May 2004.

An economic study completed the second stage. This report provided an assessment of the external costs and benefits to health and the environment of waste management options valued in monetary terms. Both studies are available online.⁶⁷

In 2009, the Health Protection Agency (now Public Health England) reviewed the evidence on the health effects of incinerators. In 2019, the result of a major study funded by Public Health England were published. These found no evidence of an increased risk of infant mortality for children living close to municipal waste incinerators (MWIs), and no evidence of an increased risk of congenital anomalies from exposure to MWI chimney emissions, but a small potential increase in risk of congenital anomalies for children born within ten kilometres of MWIs. PHE's risk assessment remains that modern, well run and regulated MWIs are not a significant risk to public health. Details of PHE's position and the published studies are available online.⁶⁸

In 2011, the Health Protection Agency (now Public Health England) reviewed the impact on health of emissions from landfill sites. This report concluded that a well-managed landfill site does not pose a significant risk to human health.

⁶⁷ <http://webarchive.nationalarchives.gov.uk/20081105144808/http://www.defra.gov.uk/environment/waste/research/health/index.htm>

⁶⁸ <https://www.gov.uk/government/publications/municipal-waste-incinerators-emissions-impact-on-health>

5.3.21 Table 1 of the Basel Convention Questionnaire on Bilateral, Multilateral or Regional Agreements or Arrangements in Force

This question was not answered by the following Member States: **Belgium, Bulgaria, Croatia, Cyprus, Denmark, France (2016), Hungary, Ireland, Lithuania (2016), Luxembourg (2016-2017), the Netherlands, Poland, and Romania (2016).**

The following Member States responded that no such agreements were in place: **Latvia, Lithuania (2017-2019), Romania (2017-2019), and Slovenia.**

Table 5-4: Information from Member States Concerning Bilateral, Multilateral or Regional Agreements or Arrangements

Member State	Type of agreement	States and territories covered	Remarks:
Austria⁶⁹ (2016-2019)	Regional	OECD Member Countries	OECD Decision C(92)39/FINAL on the Control of Transfrontier Movements of Wastes Destined for Recovery Operations (30 March 1992) amended by C(2001)179 FINAL
	Regional	EU Member States and EEA States	Recovery operations and final disposal operations.
	Bilateral	Germany and Austria	The agreement covers transboundary shipments in the border region of Germany-Austria. ⁷⁰
Czech Republic (2016-2019)	Regional	OECD Member Countries	OECD Decision C(92)39/FINAL on the Control of Transfrontier Movements of Wastes Destined for Recovery Operations (30 March 1992) as revised by the Decision C(2001)107/FINAL (since May 2002)

⁶⁹ <http://www.bmlfuw.gv.at/en/fields/environment.html>

⁷⁰Text of Agreement: <http://www.lebensministerium.at/dms/lmat/umwelt/abfall-ressourcen/abfallverbringung/Grenzgebietsabkommen/Grenzgebietsabkommen--sterreich---Deutschland---Abkommenstext0/Grenzgebietsabkommen%20%C3%96sterreich%20-%20Deutschland%20-%20Abkommenstext.pdf>

Member State	Type of agreement	States and territories covered	Remarks:
	Regional	EU Countries	Regulation 1013/2006 on shipments of waste
	Multilateral	OECD	Estonia has been a OECD member since 9.12.2010
Estonia (2016-2019)	Multilateral	OECD	Estonia has been a OECD member since 9.12.2010
Finland (2016-2019)	Regional	OECD Member Countries	OECD Decision C(2001)107/FINAL on the Control of Transfrontier Movements of Wastes Destined for Recovery Operations. Concerns shipments of wastes for recovery between OECD Member Countries.
	Bilateral	Finland, Sweden	SUOMEN TASAVALLAN JA RUOTSIN KUNINGASKUNNAN VÄLINEN SOPIMUS TIETTYIHIN JÄTEVIRTOIHIN KUULUVIEN JÄTTEIDEN SIIRROISTA MAIDEN RAJA-ALUEILLA. Into force 15 August 2016. The agreement simplifies the notification procedure in certain border districts for certain wastes. A five year waste shipment permit is possible.
France (2017-2019)	Regional	OECD Member Countries	OECD Decision C(92)39/FINAL on the Control of Transfrontier Movements of Wastes Destined for Recovery Operations (30 March 1992)
Germany (2016-2019)	Regional	OECD Member Countries	OECD Decision C(2001)107/FINAL on the Control of Transfrontier Movements of Wastes Destined for Recovery Operations
	Bilateral	Kosovo (arrangement with the commander of the NATO Kosovo Force (KFOR))	Import of wastes generated in Kosovo during deployment of KFOR/NATO troops into Germany for environmentally sound management.
	Bilateral	Austria	Transboundary movements from certain locations and of certain waste, respectively, in the border region between Germany and Austria as well as transit from Austria to Austria through

Member State	Type of agreement	States and territories covered	Remarks:
			Germany and transit from Germany to Germany through Austria via certain routes
Greece (2016-2019)	Multilateral	OECD Member Countries	Decision C(2001)107/Final of the OECD Council concerning the revision of Decision C(92)39/Final on the control of transboundary movements of wastes destined for recovery operations (OECD Decision).
Italy (2016-2019)	Bilateral	San Marino	All imports of wastes for disposal into Italy are allowed except those containing or contaminated with PCB, PCT, PBB, at a concentration level of 50 mg/Kg or more.
	Bilateral	San Marino	All imports of wastes for recovery into Italy are allowed
Italy (2017-2019)	Bilateral	France	Agreement on transboundary movements of wastes coming from the building of Tunnel of Tenda
Luxembourg (2018-2019)	Multilateral	EU	WSR
Malta (2016-2019)	Regional	Albania, Malta, Montenegro, Morocco, Syria, Tunisia, Turkey	Protocol on the Prevention of Pollution of the Mediterranean Sea by Transboundary Movements of Hazardous Wastes and Their Disposal. Wastes covered by the above said Protocol: a) Wastes that belong to any category in Annex I to the Protocol; b) Wastes that are not covered under paragraph (a) above but are defined as, or are considered to be, hazardous wastes by the domestic legislation of the State of export, import or transit; c) Wastes that possess any of the characteristics contained in Annex II to this Protocol; d) Hazardous substances that have been banned or are expired, or whose registration has been cancelled or refused through government regulatory action in the country of manufacture or export for human health or environmental reasons, or have been voluntarily withdrawn or omitted from the government registration required for use in the country of manufacture or export.
Portugal (2016-2019)	Regional	OECD Countries	OECD Council Decision C(2001)107 FINAL of 14 June 2001 concerning the revision of OECD Council Decision C(92)39/FINAL of 30 March 1992 on the control of transboundary movement of wastes destined for recovery operations.
	Bilateral	Portugal and Angola	Addend to Protocol between Portugal and Angola to import wastes for disposal and recovery, according to article 11 of the Basel Convention.

Member State	Type of agreement	States and territories covered	Remarks:
Slovakia (2016-2019)	Multilateral	OECD Member countries	OECD Decision C(92)39/FINAL on the Control of Transfrontier Movements of Wastes Destined for Recovery Operations (30 March 1992) as revised by the decision C(2001)107/FINAL.
	Regional	EU member states	Regulation (EC) No. 1013/2006 of the European Parliament and of the Council on shipments of waste an amended.
Spain (2016-2019)	Multilateral	OECD Member Countries	OECD Decision C(92)39/FINAL on the Control of Transfrontier Movements of Wastes Destined for Recovery Operations (30 March 1992), as revised by OECD Decision C(2001)107/FINAL on the Control of Transboundary Movements of Wastes Destined for Recovery Operations (consolidated text of 21 May 2002).
	Bilateral	Andorra	Relating to waste imports and exports from Andorra to Spain of wastes, with the aim of their environmentally sound management recovery or disposal.
Sweden (2016-2019)	Regional	OECD Member Countries	OECD Decision C(92)39/FINAL on the Control of Transfrontier Movements of Wastes Destined for Recovery Operations (30 March 1992).
	Regional	OECD Member Countries	OECD Decision C(2001)107/FINAL on the Control of Transboundary Movements of Wastes Destined for Recovery Operations.
	Bilateral	County Norrbotten in Sweden and County Lappland in Finland County Åland in Finland and Sweden	Agreement between Finland and Sweden according to Art 30 in EU Regulation 1013/2006 on shipments of waste. Covers: - All non-hazardous wastes - Hazardous waste that falls under the responsibility of the municipalities
United	Multilateral	OECD	OECD Decision C(92)39/FINAL on the Control of Transfrontier Movements of Wastes

Member State	Type of agreement	States and territories covered	Remarks:
Kingdom (2016-2019)		Member Countries	Destined for Recovery Operations (30 March 1992). Concerns shipments of wastes for recovery between OECD Member Countries.
	Multilateral	OECD Member Countries	OECD Decision C(2001)107/FINAL on the Control of Transboundary Movements of Wastes Destined for Recovery Operations (as amended).

5.3.22 Tables 2 and 3 of the Basel Convention Questionnaire on Disposal and Recovery Facilities Operated within the National Jurisdiction

Tables 2 and 3 of the Basel Convention Questionnaire requires MS to provide a summary of information or sources of information regarding the final disposal options (Table 2) and the recovery options (Table 3) according to Articles 4.2(b) and 13(g) of the Basel Convention.

Table 5-5: Information from Member States on Disposal and Recovery Facilities Operated within the National Jurisdiction

Member State	Disposal facilities	Recovery facilities
Austria (2016-2019)	There are 1651 licensed disposers for hazardous wastes with 3078 licensed installations for over 800 different types of hazardous waste. Detailed Information can be obtained on request from the Focal Point. All licensed collectors/disposers of hazardous wastes and other wastes are registered in a public data base. ⁷¹	
Belgium (2016-2019)	Both landfills and incineration plants are present. Landfills are managed under a specific legal framework, implementing the EU Landfill Directive and are closely monitored. Landfill capacity is limited (landfill taxes + ban on landfilling combustible and recyclable wastes. A complete list of facilities can be obtained from the Competent Authorities.	A broad range of facilities exist in Belgium for waste treatment / recovery, graphical industry, animal waste treatment, chemical industry, metallurgy, scrap treatment, oil refinery, waste oil treatment, sludge treatment, soil treatment, recycling of zinc and nickel salts, treatment of used oils etc. Information available from the Competent Authorities.
Bulgaria	This kind of information can be obtained from:	

⁷¹ <https://secure.umweltbundesamt.at/eras/registerabfrageAnlagenstandorteBetriebsanlagenSearch.do>

Member State	Disposal facilities	Recovery facilities
(2016-2019)	Executive Environment Agency, Waste Monitoring Department; 136, "Tsar Boris III" Blvd., Sofia 1618; E-mail: ncesd@eea.government.bg; Tel.: (+3592) 955 90 11, (+3592) 940 64 15; Fax: (+3592) 955 90 15. ⁷² All companies carrying out waste management activities are listed in public register. ⁷³	
Croatia (2019)	Information could be obtained from the Focal Point and Croatian Agency for the Environment and Nature. ⁷⁴ Address: Croatian Agency for the Environment and Nature, Radnička 80/7, 1,0000 Zagreb, tel.: +385 1 4886 840	
Cyprus (2016-2019)	Information can be obtained from the Focal Point. ⁷⁵	
Czech Republic (2016-2019)	See the Statistical Environmental Yearbook of the Czech Republic edited by the Czech Statistical Office, Ministry of Environment and Czech Environmental Information Agency (published annually). ⁷⁶ Ministry of the Environment, Waste Management Department, Vršovická 65, CZ-10010 Prague 10. ⁷⁷ Waste Management Information System. ⁷⁸	
Denmark (2016-2019)	Information can be obtained from The annual Danish Waste Statistics ⁷⁹ (search for publications). (Additional information on facilities can be found at the Danish national Waste Register ⁸⁰).	
Estonia (2016-2019)	<ul style="list-style-type: none"> AS Epler & Lorenz Ravila 75, 51014 Tartu AS EcoPro, Auvere küla, Vaivara vald, Ida-Virumaa 	<ul style="list-style-type: none"> AS Kunda Nordic Tsement Jaama 2 Kunda 44106 Estonia AS Epler & Lorenz Ravila 75, 51014 Tartu AS Ecopro Pärnu mnt 141, 11314 Tallinn Estonia AS Ecometal KESK 2/26, SILLAMÄE 40231 Estonia AS Weerec Vana-Narva mnt. 16 Kiiu 74604 Estonia
Finland	There are several facilities licensed to operate on hazardous	There are several facilities licensed to operate on hazardous waste

⁷² <http://eea.government.bg/>

⁷³ http://nwms.government.bg/wms/public/Controler?control=ReadNomenclatureForm&doc_def_id=22

⁷⁴ <http://www.haop.hr/hr/tematska-podrucja/otpad-i-registri-oneciscavanja/gospodarenje-otpadom/izvjesca>

⁷⁵ <http://www.moa.gov.cy/moa/environment/environmentnew.nsf/All/D82F379F28D41417C2257F620027FBC8?OpenDocument>

⁷⁶ http://mzp.cz/cz/statisticka_rocenka_zivotniho_prostredi_publicace

⁷⁷ <https://www.mzp.cz/>

⁷⁸ <https://isoh.mzp.cz/RegistrZarizeni/Main/Mapa>

⁷⁹ www.mst.dk

⁸⁰ <http://www.ens.dk/en/supply/danish-national-waste-register>

Member State	Disposal facilities	Recovery facilities
(2016-2019)	waste disposal. Information about these facilities can be obtained from: Ministry of the Environment, P.O. Box 35, FIN- 00023 Government (the Focal point of the Basel Convention).	recovery and recycling. Information about these facilities can be obtained from: Ministry of the Environment, P.O. Box 35, FIN- 00023 Government (the Focal point of the Basel Convention).
France (2016-2019)	<ul style="list-style-type: none"> • ADEME (Agence de l'Environnement et de la Maîtrise de l'Energie/French Environment and Energy Management Agency): 20, avenue du Grésillé - BP 90406 - 49004 ANGERS Cedex 01 FRANCE.⁸¹ • GEORISQUES.⁸² 	
Germany (2018-2019)	<ul style="list-style-type: none"> • 28 Landfill sites for hazardous waste (Class III), D1/D5, 30 million metric tons capacity; and • 4 facilities for permanent underground storage (Class IV), D12, 3.7 million metric tons capacity. 	<ul style="list-style-type: none"> • 31 facilities for thermal treatment of hazardous waste; • 395 (495 for 2018) facilities for chemical or physical treatment • 113 soil treatment plants; • 338 dismantling facilities for waste electric and electronic equipment; and • 1240 (1256 for 2018) dismantling facilities for end-of-life-vehicles.
Germany (2016-2017)	<ul style="list-style-type: none"> • 28 Landfill sites for hazardous waste (Class III), D1/D5, 30 million metric tons capacity; and • 4 facilities for permanent underground storage (Class IV), D12, 9 million metric tons capacity. 	<ul style="list-style-type: none"> • 33 (31 for 2016) facilities for thermal treatment of hazardous waste; • 495 (541 for 2016) facilities for chemical or physical treatment; • 113 (116 for 2016) soil treatment plants; • 338 (305 for 2016) dismantling facilities for waste electric and electronic equipment; and • 1274 (1325 for 2016) dismantling facilities for end-of-life-vehicles.
Greece (2016-2019)	<ul style="list-style-type: none"> • AEDIP NTUA • ALUMINIUM OF GREECE • ANSY SA 	<ul style="list-style-type: none"> • ACHAEAN LUBRICANTS SA • ACHAIKI ANAKIKLOSI PC • AMEKON SA

⁸¹ <http://www.ademe.fr>

⁸² <https://www.georisques.gouv.fr/risques/installations/donnees#/>

Member State	Disposal facilities	Recovery facilities
	<ul style="list-style-type: none"> • ANTIPOLLUTION SA • APOSTIROSI SA • APOTEFROTIRAS SA • ECOPRIME SOLUTIONS LTD • ELLINIKA PETRELEA SA • ENVIROCHEM SA • ENVIRONMNETAL PROTECTION ENGINEERING SA • HELLENIC ENVIRONMENTAL CENTER SA • HELLENIC WASTE MANAGEMENT • HYDROCLAVE HELLAS SA • INTERGEO LTD • MEDICAL WASTE SA • NORTH AEGEAN SLOPS SA • PELCO, LIVADAROS LUBRICANTS ACHAIAS SA • POLYECO SA • PUBLIC POWER CORPORATION SA • SAFETYKLEEN HELLAS LTD • STERIMED LTD • VAKTRO SCIENTIFIC • CINAR SA (only in 2019) • EKAN SA (only in 2019) • HFR SAHER SA (only in 2019) 	<ul style="list-style-type: none"> • ANSY SA • BARBAGIANIDOU MARIA • CHOUMAS I. AEBE • CINAR SA • CRETA ECO PHOENIX • DENVER SLOPS SA • E.VIDALIS – EL. VIDALI OE • EAP MON EPE • ECOREVOCERY • ECORESET AE • EDYTA – MONIKA KANDYBOWICZ • EFAISTOS LTD • EKAN SA • ELDONS AEBE • ENVIROCHEM ENVIRONMENTAL SERVICE SA • EURORECYCLE • FERI TRI ABEE • G. PEIROUNIAS • G. ROUSSAKIS SA • GINIS • GREEN OIL SA • HALYPS BUILDING MATERIALS SA • HELENIC ENVIRONMENTAL CENTER SA • HELLENIC PETROLEUM SA • HELLENIC WASTE MANAGEMENT • HER SA • HERACLES GENERAL CEMENT CO • HFR SA • INTERGEO LTD • KATHERIS SKRAP • KAVALA OIL SA

Member State	Disposal facilities	Recovery facilities
		<ul style="list-style-type: none"> • KONSTANTINIDIS ABEE & NE • KTISTAKIS X. IOANNIS • LPC SA • MARINAKIS LTD • MAVROULIS I. – PRIOVOLOS G. METPLAST ABEE • MELETIS SOTIRIOU LTD • MICHAEL SIMITZOGLU & SONS LTD • MOTOR OIL HELLAS • NIK. KONTOGIANNIS & CO • NORTH AEGEAN SLOPS SA • OIL ONE SA • PETROLIN AEBE • PIRAIKI METAL RECYCLING SA • POLYECO SA • S. STOURNARAS • POLYFLEX ABEE (2016-2018) • SUNLIGHT RECYCLING SA (2016-2018) • TITAN SA (2016-2018) • VEKO OIL – AFI KALOUPI (2016-2018) • VOGDANOS (2016-2018)
Hungary (2017-2019)	Information can be obtained from: <ul style="list-style-type: none"> • OKIR - National Environmental Information System (public database)⁸³; and • Association of Environmental Services and Producers.⁸⁴ 	
Ireland (2016-2019)	Environmental Protection	Agency. ⁸⁵ 86

⁸³ <http://web.okir.hu/sse/?group=EHIR>

⁸⁴ www.kszgysz.hu

Member State	Disposal facilities	Recovery facilities
Italy (2016-2019)	Information on disposal facility can be found on Italian Regions websites.	Information on recovery facilities can be found on Italian Region websites.
Latvia (2016-2019)	<ul style="list-style-type: none"> • (2016 and 2017) “Eko Osta”, Ltd., Tvaika 39, Riga, LV-1034 – Incineration on land – D10 – 300 – Does not treat imported wastes • Landfill for disposal of hazardous waste “Zebrene”, Dobeles rajons, Zebrene, LV-3731, Latvia – Disposal for hazardous waste – D1 – 9000 – Does not treat imported wastes 	<p>See questionnaires for full lists.</p> <p>Information can also be obtained at ⁸⁷ (regarding statistics) and at ⁸⁸ (regarding permits for operation).</p>
Lithuania (2016-2019)	<p>Facilities conducting final disposal operations can be found in State Register of Waste Managers.⁸⁹</p> <p>According to the Rules of Waste Management adopted on the Order No 217 by the Minister of Environment of the Republic of Lithuania, the following enterprises/facilities must be registered in the Waste Managers Register:</p> <ul style="list-style-type: none"> • engaged in waste collection, transportation (including waste import/shipment to and export/shipment from Lithuania), treatment, recovery and disposal activities; and 	<p>Facilities conducting recovery operations can be found in State Register of Waste Managers.⁹⁰</p> <p>According to the Rules of Waste Management adopted on the Order No 217 by the Minister of Environment of the Republic of Lithuania, the following enterprises/facilities must be registered in the Waste Managers Register:</p> <ul style="list-style-type: none"> • engaged in waste collection, transportation (including waste import/shipment to and export/shipment from Lithuania), treatment, recovery and disposal activities; and • storing at place non-hazardous waste more than 1 year and

⁸⁵ <http://www.epa.ie/terminalfour/waste/waste-search.jsp?class=Hazardous+Waste+facility&status=Licensed&county=%25&Submit=Search+by+Combination#.VqtQubKLTcv>

⁸⁶ <http://www.epa.ie/licensing/>

⁸⁷ <http://oas.vdc.lv:7779/atkritum.html>

⁸⁸ <http://www.vpvb.gov.lv/lv/piesarnojums/a-b-atlaujas>

⁸⁹ <https://atvr.am.lt/?jsessionid=715bbe30ba780addc3c88659a85b>

⁹⁰ <https://atvr.am.lt/?jsessionid=ba701e314923ccd9eb63f82b45ba>

Member State	Disposal facilities	Recovery facilities
	<ul style="list-style-type: none"> storing at place non-hazardous waste more than 1 year and hazardous waste more than 6 months. <p>Waste management facilities have to be authorised and have to obtain the appropriate permit to conduct waste management activity according to the national legislation.</p>	<p>hazardous waste more than 6 months.</p> <p>Waste management facilities have to be authorised and have to obtain the appropriate permit to conduct waste management activity according to the national legislation.</p>
Luxembourg (2016-2019)	<ul style="list-style-type: none"> Lamesch Exploitation S.A. Z.I. Wolser Nord, L-3225 Bettembourg – Chemical-Physical Treatment plant – D9 – 60,000 – Treats imported wastes 	<ul style="list-style-type: none"> Cimalux SA (former Intermoselle Sàrl) Langengrund L-3701 Rumelange – Clinker Production – R5 – 800,000 – Treats imported wastes Lamesch Exploitation S.A. Z.I. Wolser Nord, L-3225 Bettembourg - Reconditioning of waste, pretreatment further to R1 and R9 operations – R12 – 30,000 – Treats imported wastes Catalyst Recovery Europe s. a., 420 route de Longwy, L-4832 Rodange – Reactivation of used catalysts from industry – R5 – 5000 – Treats imported wastes Kiowatt 6 Op der Poukewiss L-7795 Roost – Energy recovery from wood waste – R1 – 32,000 – Treats imported wastes <p>Kronospan Energy S.A., Parc d'activités économiques, L-4984 Sanem – Energy recovery from wood waste – R1 – 52,000 – Treats imported wastes</p>
Malta (2019)	<ul style="list-style-type: none"> Thermal Treatment Facility (Marsa, Malta) – Incinerator – D10 – Does not treat imported wastes Ghallis – engineered landfill for non-hazardous, non-inert waste - Does not treat imported wastes Zwejra – engineered landfill for non-hazardous, non-inert waste - Does not treat imported wastes Wasteserv Malta Ltd. Maghtab – RDF Temporary 	<p>Full descriptions of facilities (operation or process), recovery operation R codes, capacities and whether imported wastes are treated, is available within Malta's full questionnaire responses.</p> <ul style="list-style-type: none"> Waste Oil Ltd. (Valletta Harbour, Malta) Ricasoli Tank Cleaning Ltd Metalco Ltd DDE Attard Ltd

Member State	Disposal facilities	Recovery facilities
	Storage Facility – D15 - Does not treat imported wastes	<ul style="list-style-type: none"> • Wasteserv Malta Ltd, Maghtab • Wasteserv Malta Ltd, Mriehel • Wasteserv Malta Ltd, Luqa • Wasteserv Malta Ltd, Hal Far • Wasteserv Malta Ltd, Xewkija • Kasco Recycling Ltd. • C&V Polymers Ltd., Marsa • Samito Ltd. • Ta Robba Ltd • IMA Engineering Services Ltd • ELA Ltd • G.S.Recycling Ltd & Green Skip Ltd • IMA Engineering Services Ltd • Wasteserv Malta Ltd Maghtab • AGV Non-Ferrous Malta Ltd • Schembri Batteries • Electronic Products Ltd, Zabbar • Electro Waste Ltd, Zebbug • Colin’s Metal Co. Ltd. • U-Recycle Ltd. • Roc-A-Go Ltd. • Autoclin Recycling Ltd.

Member State	Disposal facilities	Recovery facilities
		<ul style="list-style-type: none"> • Vernons Ltd. • JAC Steel Ltd. • JJ Borda Scrap Metals • IMEX Import and Export • Smart Recycling Ltd • Electro Waste Ltd, Zebbug • Gasparell Bailing Plant Ltd • Wasteserv Malta Ltd, Pitkalijia • Sant' Antnin Waste Treatment Plant • C&V Polymers Ltd, Hal Far • Electronic Products Ltd, Kordin • Autocheck Ltd • Estral (Malta) Ltd • Enemalta Xewkija District Office • IVY Ltd • Multipackaging Ltd • Electrowaste Ltd (Zebbug) • General Precast Ltd. • Wasteserv Malta Ltd, Kus • Thomas Nevola • Alfred Sammut • Enemalta Ta' Cejlu

Member State	Disposal facilities	Recovery facilities
		<ul style="list-style-type: none"> All-Diesels Ltd Refab Lightblue Partnership
Netherlands (2017)	A complete list of facilities is not available. Information of several sources should be gathered and grouped, without knowing if these sources are complete. Information will contain facilities that dispose and/or recover waste. It will not be a list of just disposal facilities.	A complete list of facilities is not available. Information of several sources should be gathered and grouped, without knowing if these sources are complete.
Poland (2016-2019)	<ul style="list-style-type: none"> Dolnośląskie Voivodship: http://bip.umwd.dolnyslask.pl/dokument,iddok,29125,idmp,22,r,r Kujawsko-Pomorskie Voivodship: http://bip.kujawsko-pomorskie.pl/plan-gospodarki-odpadami-województwa-kujawsko-pomorskiego-na-lata-2016-2022-z-perspektywa-na-lata-2023-2028/ Lubelskie Voivodship: https://umwl.bip.lubelskie.pl/index.php?id=489&p1=szczegoly&p2=1115089 Lubuskie Voivodship: www.bip.lubuskie.pl/system/pobierz.php?id=33578 and www.bip.lubuskie.pl/system/pobierz.php?id=37610 Łódzkie Voivodship: https://bip.lodzkie.pl/files/770/PGOW_2016_uchwalony_20_06_2017.pdf and https://bip.lodzkie.pl/files/770/PI_W_uchwalony_20_06_2017.pdf Małopolskie Voivodship: https://www.malopolska.pl/_userfiles/uploads/PGOWM_2016-2022.pdf and https://www.malopolska.pl/_userfiles/uploads/Plan%20Inwestycyjny_za%C5%82acznik_%20nr%201%20PGOWM%202016-2022.pdf Mazowieckie Voivodship: https://www.mazovia.pl/komunikaty--konsultacje-spoleczne/komunikaty/art,1642,sejmik-województwa-mazowieckiego-uchwalil-plan-gospodarki-odpadami-dla-mazowska-na-lata-2012-2017-z-uwzględnieniem-lat-2018-2023.htm Opolskie Voivodship: http://bip.opolskie.pl/2017/05/plan-gospodarki-odpadami-dla-województwa-opolskiego-na-lata-2016-2022-z-uwzględnieniem-lat-2023-2028/ Podkarpackie Voivodship: http://www.bip.podkarpackie.pl/index.php/informacja-o-srodowisku/gospodarka-odpadami/3067-plan-gospodarki-odpadami-2017 Podlaskie Voivodship: https://www.wrotapodlasia.pl/resource/file/download-file/id.1263197/attachment.1 and https://www.wrotapodlasia.pl/resource/file/download-file/id.1263198/attachment.1 Pomorskie Voivodship: https://bip.pomorskie.eu/e,pobierz,get.html?id=114694 and https://bip.pomorskie.eu/e,pobierz,get.html?id=114695 Śląskie Voivodship: https://archiwum-bip.slaskie.pl/dokumenty/2017/04/28/1493364411.pdf Świętokrzyskie Voivodship: http://bip.sejmik.kielce.pl/dopobrania/2016/4741/uchwala.nr.XXV.356.2016.pdf 	

Member State	Disposal facilities	Recovery facilities
	<ul style="list-style-type: none"> • Warmińsko-Mazurskie Voivodship: http://bip.warmia.mazury.pl/114/plan-gospodarki-odpadami-dla-województwa-warmińsko-mazurskiego-na-lata-2016-2022.html • Wielkopolskie Voivodship: https://www.umww.pl/departamenty_departament-srodowiska_odpady_plan-gospodarki-odpadami-dla-województwa-wielkopolskiego-na-lata-2016-2022-wraz-z-planem-inwestycyjnym • Zachodniopomorskie Voivodship: http://bip.rbip.wzp.pl/artukul/plan-gospodarki-odpadami-dla-województwa-zachodniopomorskiego-na-lata-2016-2022-z 	
Portugal (2016-2019)	A complete list of facilities can be obtained in the following link. ⁹¹	
Romania (2016-2019)	<ul style="list-style-type: none"> • Pro Air Clean Timisoara Address: str. Sulina nr.6B, Timisoara, Tel. +40/256/306018, fax +40/256/290918, e-mail: proairclean@xnet.ro • S.C. Mondeco S.R.L.Address: str.22 Decembrie nr.27A, SuceavaTel/ fax:+40/230/524275, • S.C. Stericycle Cluj Napoca Address: Bd. Muncii, nr. 16, Cluj Napoca, Tel. +40/264/415268 • ENVISAN SA Belgia Sucursala Pitesti – Oarja, Arges • CHIMCOMPLEX SA Borzesti, 3 Industriilor st., Onesti, Bacau • S.C. Köber SRL, Turturesti Village, Girov commune • SC ANTIBIOTICE SA. 1 Valea Lupului , Iasi • S.C. OLTCHIM S.A.Rm. Valcea • SC Automobile Dacia SA, Mioveni, jud. Arges, Str. Uzinei nr.1, tel:+40248/502016 • SC Alro -Slatina, jud. Olt, Str.Pitesti nr.116,tel:+40249/435177. • SC Silcotub SA –Zalau,jud. Salaj, Str.Mihai Viteazu, nr.93,tel:+40260/620720. 	<ul style="list-style-type: none"> • SC Bitulpetroleum Serv SRL, Brazii de Sus, 33/I Trandafirilor, Ploiesti • SC Indeco Grup SRL, 12 12 street Rosenthal, Ploiesti, Prahova • SC Rafinaria Steaua Romana S.A, 15 street Calea Doftanei, Campina Prahova • SC Eco Network Industry , 16 street Socola , Iasi • SC Valberto SRL, Tulcea 154 A street Mahmudiei, Tulcea • SC Balkanika Servicii Ecologice SRL, 6C street Chimiei, Bacau • Geocycle SRL , 1 street Cimentului Tetchea, Bihor • Bene International, Tileag, street Garii, Bihor • Ecologic Solution Prod SRL, 57/A street Finis, Bihor • Stilo Evora SRL, 5 street Calea Republicii, Marghita • D&C Impex SRL, Oradea, Bihor,D&C Impex SRL, Oradea, Bihor • Multipack SRL, 41 Pautasesti, Draganesti, Bihor • SC Phoenix MS srl, Sarata, Principala, Bihor • SC Roll Serv SRL, Gura Calneu, Buzau • SC General Autocom SRL, street Euro 85, Maracineni, Buzau

⁹¹ <https://silogr.apambiente.pt/pages/publico/index.php>

Member State	Disposal facilities	Recovery facilities
	<ul style="list-style-type: none"> • S.C. VIVANI SALUBRITATE SA ,Slobozia,jud. Ialomita, Str. Viilor, nr.92, tel +40/243/23.09.72 • S.C.Terapia S.A., Cluj, jud. Cluj, Str. Fabricii nr.124, tel: +40264501118,fax: +40264450150. • S.C. Ductil Steel S.A., Buzau, jud. Buzau, Str. Aleea Industriilor nr.1, tel:+40238405100, fax: +40238722055. • S.C. SETCAR SRL,Braila,jud. Braila, str.Gradinii Publice nr.6,tel/fax:+40239/614852 • ECOMASTER Prahova, Aricestii Rahtivani, Prahova • S.C. OIL DEPOL SERVICES S.R.L. – CT Nazarcea • S.C. ROM ECOL S.R.L. – AR Arad Str:Bodrogului Nr. 8 • S.C. STERICYCLE. – IF Jilava, Șoseaua Giurgiului NR. 5 • S.C. SUPERSTAR COM S.R.L. –SV Rădăuți, str. Frincei, nr.24 • S.C Eco Burn SRL 13 street Piatra Craiului, Negoiesti Village, Prahova; tel: 0373/550044, fax:0244/522921 • S.C. ECO SERVTRANS S.R.L. –SB Sibiu, Calea Surii Mici, Fn • S.C. ECO FIRE SYSTEMS S.R.L. – CT Lumina, sola 314 1/1;314 1/2 • S.C. FIBROCIM S.R.L. – BH Chistag, str. Viitorului, nr. 6 • SC OLTCHIM SA Rm. Valcea • SC STERICYCLE Craiova, str. Calea Bucuresti, bl.13C, tel: +40251460010 • SC PRO AIR CLEAN Ialomita • SC MEDLINE EXIM Dolj • CN Imprimeria Nationala SA Bucuresti • SC CHIMESTER BV SA Bucuresti • SC SINAROM MINING GROUP SRL Suceava 	<ul style="list-style-type: none"> • SC Automotor SRL Maracineni, STREET Euro 85, Buzau • SC Elcar Gid srl, 510 street Transilvaniei, Buzau • Proleasing Motors SRL, Buzau, Ploiesti village km 106+750 • SC Grand Invest SRL Cluj Napoca, Gheorghe Asachi 16 • SC Alternativ Fuels Romania SRL, IL Caragiale, Dambovita • SC Holcim SA Alesd • SC Carpatcement Holding SA Heidelberg Cement, Group Bicaz, 80 street Piatra Corbului, Neamt • Carpatcement Holding S.A Heidelberg Cement Group, Fieni • Carpatcement Holding S.A Heidelberg Cement Group, Deva • SC KLT & CO Industries SRL, Filipestii de Padure, Prahova • SC Dytiv srl,Valea Calugareasca, Prahova • SC Mihoc Oil SRL, Leghin , Pipirig • SC Icerp S.A. Ploiesti, 291 Avenue Republicii, • SC GreenLamp Reciclare SRL, Tintesti, Buzau • SC Recyfuel SRL Fieni,Dambovita 6 street Industriilor • SC Greenweee International SRL, Tintesti , Buzau • SC Setcar Braila, 6 street Gradina Publica • Monbat Recycling SRL, 2281 Soseaua de Centura, Pantelimon, Ilfov • OMV Petrom SA, Zona de productie VI Muntenia Central - Statie de bioremediere, IL Caragiale, Dambovita • SC RO Ecologic Combustibil Alternativ Fieni, Dambovita • SC Holcim SA Fabrica de Ciment, Campulung, Arges • SC Lafarge Ciment Romania SA Punct de lucru Medgidia, Constanta • Lafarge Ciment Romaina SA, Punct de lucru Hoghiz, Brasov • SA Rebat, Copsa Mica, Bistrita Nasaud • Casteco Invest SRL, Deva, Str. Muresului nr. 8, Hunedoara • Rechoralex SRL, Baia de Cris, Calea Motilor nr. 17, Hunedoara • Borsenia SRL, Colceag, TARla 1, nr. cadastral 9, Prahova

Member State	Disposal facilities	Recovery facilities
	<ul style="list-style-type: none"> • SC RULMENTI Barlad, VAslui • SC SILCOTUB SA Calarasi, jud.Calarasi • Stericycle Romania SRL, str. Poiana Trestiei 17-27, sector 1, bucuresti, tel: +40214900026 • Demeco SRL, Str. 3 fantani, Vladiceni, IAsi, +40740026498 • SC FCC Environment Romania SRL Arad, Arad • SC Girexim Universal SA Albota, Arges • SC EcoSud SA Bacau, Bacau • SC Eco Bihor SRI, Oradea, Bihor • SC Vitalia Servicii pentru mediu Tratarea Deseurilor SRL, Tarpiu, Bistrita Nasaud • SC Diasil Service SRL, Stauceni, Botosani • SC Tracon SRL, Muchia, Braila • SC Fin-Eco SRL, Sacele, Brasov • SC Iridex Group Import-export SRL, Bucuresti • SC Reer Servicii Ecologice SRL, Galbinasi, Buzau • SC Iridex Group Import-Export SRL, Ciocanesti, Calarasi • SC Tracon SRL, Ovidiu, Constanta • SC iridex Group Salubrizare SRL, Schitu, Constanta • SC Iridex Group SALubrizare SRL, Incinta Port Constanta, Constanta • SC Iridex Group Salubrizare SRL Schitu, Constanta 	<ul style="list-style-type: none"> • OMV Petrom statie de bioremediere Runcu Zemes, Bacau • OMV Petro, Statie de bioremediere Ticleni, Gorj • OMV Petrom statie de bioremediere Suplac, Bihor • OMV Petrom statie de bioremediere Letca Noua, Giurgiu • OMV Petrom statie bioremediere Barastii de Vede, Olt • OMV Petrom statie de bioremediere Cosmesti, Teleorman • OMV Petrom statie de bioremediere si depozit deseuri nepericuloase, Smardan, Galati • SC Greendays VRPA Aiud, Alba
Slovakia (2016-2019)	Landfill sites: ⁹² Incineration plants: ⁹³	A list of authorized facilities is available at ⁹⁴ Change in 2018 . ⁹⁵

⁹² <http://www.minzp.sk/oblasti/odpady-obaly/skladkovanie-odpadov/informacie/>

⁹³ <http://www.enviroportal.sk/ovzdušie/zoznam-spalovni-a-zariadeni-na-spoluspalovanie>

⁹⁴ http://charon.sazp.sk/zhodnocovanie_odpadov/zariadenie_zo.aspx

Member State	Disposal facilities	Recovery facilities
Slovenia (2016-2019)	<p>Information can be obtained from: ⁹⁶</p> <p>Then go to Evidenca oseb, ki ravnaajo z odpadki; Splošno to file:</p> <ul style="list-style-type: none"> • for D10 and R1: Evidenca sežigalcev in sosežigalcev odpadkov odpadkov • for D1: Upravljalci odlagališč • for other D codes: Odstranjevalci odpadkov <p>The data on this web site is updated monthly.</p>	<p>Information can be obtained from: ⁹⁷</p> <p>Then go to Evidenca oseb, ki ravnaajo z odpadki, SPLOŠNO to file:</p> <ul style="list-style-type: none"> • for D10 and R1: Evidenca sežigalcev in sosežigalcev odpadkov • for other R codes: Predelovalci odpadkov • composting: Biološko razgradljivi odpadki, Predelovanje biološko razgradljivih odpadkov v kompost • biogas plants: Biološko razgradljivi odpadki, Predelovanje biološko razgradljivih odpadkov v bioplin in digestat • withdrawal of usable parts from the cars: Izrabljena vozila, Samostojni obrati za razstavljanje izrabljenih vozil in pripadajoča zbiralna mesta <p>The data on this web site is monthly updated.</p>
Spain (2017-2019)	<p>Registers with information on disposal facilities in Spain can be accessed through the web pages of the environmental competent authorities in the regional governments in Spain.</p> <p>Web pages of the environmental competent authorities in the regional governments in Spain can be accessed through the web page of the Ministry for the Ecological Transition and the Demographic Challenge (MITERD).⁹⁸</p> <p>General information on disposal and recovery waste can be accessed through the web pages of the Statistics National Institute.⁹⁹</p>	
Sweden (2016-2019)	<p>Data can be obtained from the Swedish Environmental Protection Agency.</p>	
The United Kingdom	<p>Information can be obtained from: The Environmental Services Association (ESA), 154 Buckingham Palace Road, London SW1W 9TR, tel: (44-20) 7824-8882, fax:</p>	

⁹⁵ <http://www.enviroportal.sk/informacny-system-zp/informacne-systemy-1/zariadenia-na-zhodnocovanie-odpadu>

⁹⁶ <https://www.gov.si/teme/ravnanje-z-odpadki/#e62944>

⁹⁷ <https://www.gov.si/teme/ravnanje-z-odpadki/#e62944>

⁹⁸ https://www.miteco.gob.es/es/calidad-y-evaluacion-ambiental/temas/prevencion-y-gestion-residuos/enlaces/Pagina_enlaces_comunidades_autonomas.aspx

⁹⁹ https://www.ine.es/dyngs/INEbase/es/categoria.htm?c=Estadistica_P&cid=1254735976612

Member State	Disposal facilities	Recovery facilities
(2016-2019)	(44-20) 7824-8753, e-mail: info@esauk.org , web site: http://www.esauk.org ; and The Chartered Institute of Wastes Management, 9 Saxon Court, St Peters Gardens, Northampton NN1 1SX, tel: (44-1604) 620-426, fax: (44-1604) 621-339, e-mail: technical@ciwm.co.uk , web site: http://www.ciwm.co.uk .	

5.3.23 Table 7 of the Basel Convention Questionnaire on Disposals which did not Proceed as Intended

Table 7 requires MS to provide a list with disposals that did not process as intended that occurred during the reporting year, in accordance with Article 13.3(b)iii of the Basel Convention.

Table 5-6: Information from Member States on Shipments which did not Proceed as Intended

Member State	Date of the incident	Country of export	Country of import	Waste code	Type of waste	Amount in metric tons	Reason for the incident	Alternative measures taken
Austria (2016-2019)	No cases reported.							
Belgium (2016-2019)	No cases reported.							
Bulgaria (2016-2019)	No cases reported.							
Croatia (2016-2019)	No cases reported.							
Cyprus (2016-2019)	No cases reported.							
Czech Republic (2016, 2019)	No cases reported.							
Czech Republic	08/08/2018	CZ	DE	A3020	waste mineral oils	52.67	waste unfit for recycling	waste disposed of in country of

Member State	Date of the incident	Country of export	Country of import	Waste code	Type of waste	Amount in metric tons	Reason for the incident	Alternative measures taken
(2018)								destination
	26/11/2018	SK	CZ	A3140	waste solvents	6.89	technical problems	waste returned to producer in country of dispatch
	20/07/2017	SK	CZ	A3140	waste solvents	42.35	technical problems	waste returned to producer in country of dispatch
Czech Republic (2017)	13/09/2017	CZ	DE	A3020	waste mineral oils	54.22	waste unfit for recycling	waste disposed of in country of destination
	11/12/2017	CZ	DE	AC170	wood railway sleepers	25	waste not accepted by consignee without legitimate reason	waste returned to CZ producer
Denmark (2019)	No cases reported.							
Denmark (2018)	Denmark did not submit a questionnaire for 2018.							
Denmark (2017)	11/12/2017	DK	SE	170505	Unlisted	6000	Country of destination rejected the waste for disposal	-

Member State	Date of the incident	Country of export	Country of import	Waste code	Type of waste	Amount in metric tons	Reason for the incident	Alternative measures taken
Denmark (2016)	No cases reported.							
Estonia (2016-2019)	No cases reported.							
Finland (2016-2019)	No cases reported.							
France (2016-2019)	No cases reported.							
Germany (2019)	05.04.2019	LU	DE	191206	Hazardous wood waste	20	Facility temporarily out of service	Take-back
	25.09.2019	DE	NL	A2030	Catalyst waste	25	Facility temporarily out of service	Take-back
Germany (2018)	29.01.2018	NL	DE	A4060	-	20	Problems with unloading	Take-back
	13.03.2018	DE	FR	A3140	-	23	Problems with unloading	Take-back
	21.03.2018	DE	FR	A3020	-	16	Problems with unloading	Take-back
	29.05.2018	FR	DE	Y47	-	25	Problems with unloading	Take-back
	29.06.2018	NL	DE	A4060	-	20	Problems with unloading	Take-back
	06.07.2018	DE	NL	A3190	-	1,0000	Fire in	Take-back

Member State	Date of the incident	Country of export	Country of import	Waste code	Type of waste	Amount in metric tons	Reason for the incident	Alternative measures taken
							Treatment facility	
	17.07.2018	NL	DE	190205	Sludges from industrial processes	25	Problems with unloading	Take-back
	11.09.2018	CH	DE	A3150	-	2.2	Problems with unloading	Take-back
	27.09.2018	DE	FR	A3140	-	23	Problems with unloading	Take-back
	30.10.2018	DE	FR	A3140	-	23	Problems with unloading	Take-back
	13.11.2018	DE	FR	A3140	-	23	Problems with unloading	Take-back
	20.11.2018	DE	FR	A4020	-	20	Strike	Take-back
Germany (2017)	21.04.2017	NL	DE	-	Mixed hazardous waste	21	Fire in Treatment facility	Take-back
	29.05.2017	DE	CH	Y46	-	20	Problems with unloading	Take-back
	01.06.2017	DE	LU	A3140	-	19	Problems with unloading	Take-back
	October 2017	DE	FR	A4030	-	70	Strike	Alternative treatment in Germany

Member State	Date of the incident	Country of export	Country of import	Waste code	Type of waste	Amount in metric tons	Reason for the incident	Alternative measures taken
	17.11.2017	NL	DE	-	Mixed hazardous waste	20	Problems with unloading	Take-back
	21.12.2017	IT	DE	-	Mixed hazardous waste	5	Problems with unloading	Take-back
Germany (2016)	Available at: http://ers.basel.int/ERS-Extended/downloadFile.aspx?fileid=3492							
Greece (2016, 2018-2019)	No cases reported.							
Greece (2017)	04/08/2017	GB	GR	191210	Solid Recover Fuel	125	The waste stopped in Italy, CA was not informed for this transit and has not issued written / tacit consent.	Involved CA agreed on the acceptance of the additional transit country.
Hungary (2016-2019)	No cases reported.							
Ireland (2019)	No cases reported.							
Ireland (2018)	30/03/2018	IE	GB	A3160	Waste Solvents	27	Excess levels of solids found in the solvent.	Repatriation to Ireland followed by shipment to alternative disposal facility in

Member State	Date of the incident	Country of export	Country of import	Waste code	Type of waste	Amount in metric tons	Reason for the incident	Alternative measures taken
	07/12/2018	IE	DE	A2050	Asbestos	24	The asbestos was loaded onto an incorrect trailer type.	Portugal. The shipment was repatriated to Ireland and loaded onto the correct trailer type before being reshipped.
Ireland (2017)	No cases reported.							
Ireland (2016)	11/08/2016	IE	GB	A4090	Organic solvents and solvent mixtures	22.78	A waste carrier collected a tanker of waste and delivered it to the incorrect disposal facility. All competent authorities were made aware of the incident.	The tank was isolated and sent to the original destination for disposal. Preventive actions were put in place to prevent a re-occurrence.
Italy (2016-2019)	No cases reported.							
Latvia (2016-2019)	No cases reported.							

Member State	Date of the incident	Country of export	Country of import	Waste code	Type of waste	Amount in metric tons	Reason for the incident	Alternative measures taken
Lithuania (2016-2019)	No cases reported.							
Luxembourg (2016-2019)	No cases reported.							
Malta (2016-2019)	No cases reported.							
The Netherlands (2016-2019)	Response missing.							
Poland (2016-2019)	No cases reported.							
Portugal (2016-2019)	No cases reported.							
Romania (2016)	Response missing.							
Romania (2017-2018)	No cases reported.							
Romania (2019)	Response missing.							
Slovenia (2016)	Response missing.							
Slovenia (2017)	04/12/2017	SI	IT	A1180, Y45, 200123*	WEEE- Refrigerators and freezers	8.02	Unsuitable announcement of the shipment to information	-

Member State	Date of the incident	Country of export	Country of import	Waste code	Type of waste	Amount in metric tons	Reason for the incident	Alternative measures taken
							system	
Slovenia (2018)	No cases reported.							
Slovenia (2019)	17/06/2019	SI	AT	19 02 04*	premixed waste composed of at least one hazardous waste	24.64	Shipment of waste according the issued consent was not able to be proceeded, since the flammability of waste was too high	the shipment was returned to the place of origin
Spain (2016)	Response missing.							
Spain (2017)		Spain	Hungary	10 01* 04		0.35	Shipment without movement document (Article 16 of Regulation 1013/2006)	Analysis of the waste and beginning of a sanction procedure.
		Spain	Russia			66	Shipment without movement or notification document (Article 3 and 4 of Regulation	Inspection

Member State	Date of the incident	Country of export	Country of import	Waste code	Type of waste	Amount in metric tons	Reason for the incident	Alternative measures taken
		Spain	Senegal				1013/2006)	
		Spain	Senegal				Shipment without annex VII (Regulation 1013/2006)	Inspection
Spain (2018)		Spain	Libya	16 01 03 08 01 01*		634 kgs 542 kgs	Shipment without movement document (article 16 of Regulation 1013/2006)	The shipment was retained at the Arles' Custom. The notifier has not taken care of the waste, reason why MITECO in coordination with French authorities, had undertaken the waste treatment in France.
		Spain	Cabo Verde	16 01 04* 20 03 99		4.300 kgs	Shipment without movement document (article 16 of Regulation 1013/2006)	Analysis of the waste and beginning of a sanction procedure in Portugal
		Spain	Hong Kong	08 03 17*		10.350 kgs	Shipment without movement or	Inspection at Hong Kong and repatriation

Member State	Date of the incident	Country of export	Country of import	Waste code	Type of waste	Amount in metric tons	Reason for the incident	Alternative measures taken
							notification document (article 3 and 4 of Regulation 1013/2006) Wrong Spanish custom clearance	
		Spain	Hong Kong	16 06 02* 16 06 05		24000 kgs	Shipment without movement or notification document (article 3 and 4 of Regulation 1013/2006).	Inspection at Malaysia (transit country) and repatriation
		Nigeria	Spain	16 06 01*		196.128 kgs	Shipment without movement or notification document (article 3 and 4 of Regulation 1013/2006).	Inspection at spanish custom and sanction proceeding.
		Spain	Nigeria	16 01 04* 20 03 99		23.188 kgs	Shipment without movement or notification document	The shipments was retained at the Amberes Custom.

Member State	Date of the incident	Country of export	Country of import	Waste code	Type of waste	Amount in metric tons	Reason for the incident	Alternative measures taken
							(article 3 and 4 of Regulation 1013/2006).	
		Spain	Malaysia	B 3010		32.097 kgs	Shipment without movement document (article 18 of Regulation 1013/2006). Also, without the permission at the destination country requirements	The shipments was retained at Spanish Custom_Valencia, and a sanction procedure has been opened. Enterprise had not taken care on the waste treatment.
		Spain	France	17 04 05		22.000 kgs	Carrier company was no registered to transport this waste.	Warning
		Spain	France	17 02 04		22.000 kgs	Wrong carrier company authorization	Warning
Spain (2019)	No cases reported.							
Sweden (2016-2019)	No cases reported.							
The United	Available at: http://ers.basel.int//ERS-Extended/downloadFile.aspx?fileid=3359							

Member State	Date of the incident	Country of export	Country of import	Waste code	Type of waste	Amount in metric tons	Reason for the incident	Alternative measures taken
Kingdom (2016)								
The United Kingdom (2017)	Available at: http://ers.basel.int/ERS-Extended/downloadFile.aspx?fileid=3829							
The United Kingdom (2018)	Available at: http://ers.basel.int/ERS-Extended/downloadFile.aspx?fileid=4172							
The United Kingdom (2019)	Available at: http://ers.basel.int/ERS-Extended/downloadFile.aspx?fileid=4402							

5.3.24 Table 8 of the Basel Convention Questionnaire on Accidents Occurring during the Transboundary Movement and Disposal of Hazardous Wastes and Other Wastes

MS are required to provide a list with accidents occurred during the transboundary movement and disposal of hazardous wastes and other waste during the reporting year, in accordance with Article 13.3(f) of the Basel Convention.

Table 5-7: Information from Member States on Accidents Occurring during the Transboundary Movement and Disposal of Hazardous Wastes and Other Wastes

Member State	Date of the incident	Place of the accident	Country of export	Country of import	Waste code	Type of waste	Amount in metric tons	Type of accident	Measures taken to deal with the accident
Austria (2016-2019)	No cases reported.								
Belgium (2016-2019)	No cases reported.								
Bulgaria (2016-2019)	No cases reported.								
Croatia (2016-2019)	No cases reported.								
Cyprus (2016-2019)	No cases reported.								
Czech Republic (2016-2019)	No cases reported.								
Denmark (2016-2019)	No cases reported (Denmark did not submit a questionnaire for 2018).								
Estonia (2016-2019)	No cases reported.								
Finland	No cases reported.								

Member State	Date of the incident	Place of the accident	Country of export	Country of import	Waste code	Type of waste	Amount in metric tons	Type of accident	Measures taken to deal with the accident
(2016-2019)									
Finland (2016-2019)	No cases reported.								
France (2016-2019)	No cases reported.								
Germany (2016-2017)	No cases reported.								
Germany (2018)	05.11.2018	Germany	CH	BE	A1160		24	Fire, leaking of acids	Clean-up by fire brigade, alternative treatment of fire residues
Germany (2019)	11.12.2019	During transport	SI	DE	190204	Mixed hazardous waste	23	Spontaneous inflammation	Environmentally sound disposal of waste, incineration residues and extinguishing water.
Greece (2016-2019)	No cases reported.								
Hungary (2019)	No cases reported.								
Ireland (2016)	No cases reported.								
Ireland (2017)	24/04/2017	Rotterdam Port	IE	AU,DE	Unlisted	Flue Gas	26	The silo used to transport this shipment was damaged in transit. The ash had	The notifier provided an outline of the accident to the NTFSO and said the manufacturers of the silo provided training to stevedores in both Dublin

Member State	Date of the incident	Place of the accident	Country of export	Country of import	Waste code	Type of waste	Amount in metric tons	Type of accident	Measures taken to deal with the accident
								to be brought to an alternative site and transferred to a new silo before it continued to the original destination in Germany	and Rotterdam ports
Ireland (2018-2019)	No cases reported.								
Italy (2016-2019)	No cases reported.								
Latvia (2016-2019)	No cases reported.								
Luxembourg (2016-2019)	No cases reported.								
Malta (2016-2019)	No cases reported.								
Poland (2016-2019)	No cases reported.								
Portugal (2016-2019)	No cases reported.								
Slovenia	No cases reported.								

Member State	Date of the incident	Place of the accident	Country of export	Country of import	Waste code	Type of waste	Amount in metric tons	Type of accident	Measures taken to deal with the accident
(2016)									
Slovenia (2017)	17.1.2017	Austria	SI	AT	not listed, Y9, Y18, 190204*	premixed hazardous waste - oily sludge	17.88	traffic accident	spilled waste with polluted soil and the rest of waste taken at notified facility
Slovenia (2018)	No cases reported.								
Slovenia (2019)	09/12/2019	A10, km 100,6 FR Salzburg, PPL Lanschütz, 5582 St. Michael i.Lg, Bez. Tamsweg (AT)	SI	DE	19 02 04*	premixed waste composed of at least one hazardous waste	23.22	because the flammability of waste was too high, it came to spontaneous combustion	water and solid leftovers after extinguishing were disposed in authorised facilities in Austria
Spain (2016-2018)	Response missing.								
Spain (2019)	10/04/2019	Malaysia: Port Kelang	ES	CN	A1170	lithium and Ni-Cd batteries, WEE, declared by the notifier as metal scraps	24	Container caught fire.	Fire was extinguished by the Malaysian custom authorities. The waste that remained from the fire was loaded in a container and return to Spain. Once the waste was returned to Spain, an

Member State	Date of the incident	Place of the accident	Country of export	Country of import	Waste code	Type of waste	Amount in metric tons	Type of accident	Measures taken to deal with the accident
									investigation was consequently carried out by SEPRONA. Actually in Prosecutor office.
Sweden (2016-2019)	No cases reported.								
The United Kingdom (2016)	01/11/2016	Knowsley, England	IE	GB	AD090	Wastes from the production, formulation and use of reprographic and photographic chemicals and materials not elsewhere specified or included	6.966	Fire	N/A - shipment could not be recovered due to fire at the recovery facility which destroyed the waste.
	01/01/2016	Germany	GB	DE	not listed 19 12 10	Refuse Derived Fuel (RDF)	14.47	Fire	N/A - The waste could not be recovered due to fire which destroyed the waste whilst in transit.
The United Kingdom (2017)	Jan 17	England, UK	GB	NL	Y47	Incinerator bottom ash (U-IBA)	2333	Explosion in the cargo hold and the forecastle store whilst ship was in	Review of procedures

Member State	Date of the incident	Place of the accident	Country of export	Country of import	Waste code	Type of waste	Amount in metric tons	Type of accident	Measures taken to deal with the accident
								UK waters off Plymouth	
The United Kingdom (2018-2019)	No cases reported.								

5.3.25 Table 9 of the Basel Convention Questionnaire on Cases of Illegal Traffic Which Have Been Closed in the Reporting Year

MS are required to provide a list with cases of illegal traffic which have been closed during the reporting year, in accordance with Articles 9.5, 13.3(c), 13.3.(i) of the Basel Convention and the COP decisions related to illegal traffic.

The following countries submitted questionnaires without responses to this question: **Luxembourg (2017), Poland, and Spain (2016-2018).**

Table 5-8: Information from Member States on Cases of Illegal Traffic which have been Closed in the Reporting Year

Member State	Country of export	Country of import	Waste code	Type of waste	Amount in metric tons	Identification of the reason for illegality	Responsible for illegality	Measures taken including any punishment imposed
Austria (2016)	AT	DE	A1160	Battery scrap	2.04	Missing notification	Exporter or generator	Waste was transported back and disposed in Austria; administrative penalty
Austria (2017)	AT	NG	16 01 04*	EoL-Vehicle	20	Missing notification. Export of hazardous wastes to Nigeria is not allowed.	Exporter or generator	The Transport was detained in a Transit Country and taken back.
	AT	BA	A1160, A1180	Lead acid batteries, WEEEs	2	Missing notification. Export of hazardous waste to Bosnia is not allowed.	Exporter or generator	Transport was stopped at the Austrian border. Wastes were disposed of in Austria. Financial penalty.
	AT	PK	A1180	WEEE scrap	24.35	no notification. Export of hazardous waste to Pakistan is not allowed.	Exporter or generator	The waste was detained at the German border and shipped back for disposal to Austria. Court case is pending.
Austria	AT	NG	16 01 04	end of life vehicles and	10	no notification	Exporter or	Waste was returned to Austria and disposed of

Member State	Country of export	Country of import	Waste code	Type of waste	Amount in metric tons	Identification of the reason for illegality	Responsible for illegality	Measures taken including any punishment imposed
(2018)				parts			generator	by a licensed recycler.
Austria (2019)	No cases reported							
Belgium (2016-2019)	No cases reported.							
Bulgaria (2016)	GR	BG	B1010, B1115	mixture of waste	0.269	The shipment was effected without notification to all competent authorities concerned pursuant to Regulation EC No 1013/2006	Importer or disposer	Financial penalty was imposed. The environmentally sound treatment of the waste was ensured.
	IT	BG	not listed	mixture of waste (ELVs and parts thereof)	10.150	The shipment was effected without notification to all competent authorities concerned pursuant to Regulation EC No 1013/2006	Importer or disposer	Financial penalty was imposed. The environmentally sound treatment of the waste was ensured.
Bulgaria (2017)	GR	BG	A1160	spent lead-acid batteries	0.4	no notification	Importer or disposer	court sentence
	GR	BG	A1160	spent lead-acid batteries	24	no notification	Importer or disposer	court sentence
Bulgaria (2018)	GR	BG	A1160	spent lead-acid batteries	1.180	Transport without notification	Importer or disposer	court sentence
	GR	BG	GC020	Electronic scrap	0.0835	Transport without any	Importer or disposer	court sentence

Member State	Country of export	Country of import	Waste code	Type of waste	Amount in metric tons	Identification of the reason for illegality	Responsible for illegality	Measures taken including any punishment imposed
						documentation and permission	disposer	
	GR	BG	GC010	Electrical assemblies consisting only of metals or alloys	0.463	Transport Annex VII without	Importer or disposer	Fine 1,000 BGN
	MD	BG	B3060	oily sludges of vegetable origin	21.55	Transport Annex VII without	Importer or disposer	Fine 2000 BGN
Bulgaria (2019)	No cases reported							
Croatia (2016)	No cases reported.							
Croatia (2017)	CN	AT	Not listed	Metal scrap contaminated with mineral oil	98.2	The waste should be notified but it was transported as non-hazardous waste.	Exporter or generator	After draining, the oil content in waste decreased so Austria accepted the shipment.
Croatia (2018)	BA	HR,SI	15 01 02 (declared as B3010)	Mixed plastic	23.06	This type of waste has to be notified according to EU legislation.	Exporter or generator	Ban on waste export, legal process initiated. Repatriation
	HR	AT	16 01 04*	Waste truck	6.25	Without notification to all involved countries - it wasn't declared as waste.	Exporter or generator	Recovered in Austria
	BA	MR	16 01	Waste ELV	22.88	Without notification	Exporter or generator	Ban of waste import,

Member State	Country of export	Country of import	Waste code	Type of waste	Amount in metric tons	Identification of the reason for illegality	Responsible for illegality	Measures taken including any punishment imposed
				parts		to all involved countries - it wasn't declared as waste.	generator	repatriation
	BA,RS	BE	16 01 04*	Waste vehicles	00.00	Without notification to all involved countries - it wasn't declared as waste.	Importer or disposer, Other	Recovered in Germany
	HR	ID	20 02 03	Other non-biodegradable waste	42.62	This type of waste has to be notified according to EU legislation.	Exporter or generator	Ban on waste export, legal process initiated
	RS	IT	08 03 18	Waste printing toner other than those mentioned in 08 03 17	8.79	The shipment consisted of mixed empty and not fully emptied cartridges. This waste type should be notified according to EU legislation.	Exporter or generator	Ban on waste import, repatriation
	HR	IT	19 09 04	Spent activated carbon	96.00	The shipment being effected in a way which is not specified materially in the document set out in Annex VII (accompanying document for green listed waste)	Exporter or generator	Recovered in Italy, legal process initiated

Member State	Country of export	Country of import	Waste code	Type of waste	Amount in metric tons	Identification of the reason for illegality	Responsible for illegality	Measures taken including any punishment imposed
Croatia (2019)	RS	IT	08 03 18	Waste printing toner other than those mentioned in 08 03 17	8.788	The shipment consisted of mixed empty and not fully emptied cartridges. This waste type should be notified according to EU legislation.	Exporter or generator	Ban on waste import, repatriation
	IT	HR	19 12 04	Mixed waste, household waste	22.88	Without notification to all involved countries – wrong classification.	Exporter or generator	Ban on waste import, repatriation
	HR	SI	17 04 04	Construction and demolition waste	24.66	This type of waste has to be notified according to EU legislation (accompanying document for green listed waste).	Exporter or generator	Repatriation
Cyprus (2016)	CY	NG	16 02 13*	Waste CRT TVs	10	According to 1013/2006/EC any export of hazardous wastes is prohibited to non-OECD countries and EU countries. The exporter was detected loading these TVs on container with final destination Nigeria	Exporter or generator	Export was prohibited and exporter unloaded all TVs from the container. No extra measures were taken.

Member State	Country of export	Country of import	Waste code	Type of waste	Amount in metric tons	Identification of the reason for illegality	Responsible for illegality	Measures taken including any punishment imposed
						and could not prove that these TVs can be reused at the country of destination according to Nigeria's requirements.		
Cyprus 2017	CY	IN	19 12 02	Ferrous Scrap	99.19	Exporter was not permitted according to the National Waste Law	Exporter or generator	Export prohibited and Fine issued.
	CY	MX	16 02 15	Waste Toners	300	In cooperation with the Mexican Authorities we found out during evaluation of TFS documents that the Consignee was not permitted from the local authorities and documents suppl.	Importer or disposer	Export prohibited
	CY	EG	16 01 04	End of Life Vehicle	1	During routine Port checks with the Customs Authorities we detected an ELV in a container declared as Used Car Spare Parts	Exporter or generator	Export prohibited and Fine issued.
Cyprus	No cases reported.							

Member State	Country of export	Country of import	Waste code	Type of waste	Amount in metric tons	Identification of the reason for illegality	Responsible for illegality	Measures taken including any punishment imposed
(2018-2019)								
Czech Republic (2016)	CZ	NG	N/A	Second-hand goods containing hazardous substances - e.g. vehicle spare parts discharging motor oil	cca 2.15 t	export prohibited	Exporter or generator	Waste returned to the dispatcher; penalty imposed.
	CZ	NG	N/A	Second-hand goods containing hazardous substances - e.g. vehicle spare parts discharging motor oil	cca 10.65 t	export prohibited	Exporter or generator	Waste returned to the dispatcher; penalty imposed.
Czech Republic (2017)	CZ	PL	10 03 16 / 10 03 08*	-	17.76	Shipment with Annex VII; CA of destination considered the waste to be 10 03 08*	Exporter or generator	Shipment taken back to CZ, penalty expected
Czech Republic (2018)	SI	DE	16 02 15*; A2010	waste from CRT	24.84	transit through CZ not approved, violation of approved route	Other	CA of dispatch informed in order to take measures / impose penalty
Czech	No cases reported.							

Member State	Country of export	Country of import	Waste code	Type of waste	Amount in metric tons	Identification of the reason for illegality	Responsible for illegality	Measures taken including any punishment imposed
Republic (2019)								
Denmark (2016)	29 cases of illegal traffic were found during road inspections, 7 of these without notification, the rest were other violations. Additionally, 11 cases were investigated and closed in 2016 on basis of other forms of control than road inspections, primarily from being contacted by other CA's.							
Denmark (2017)	Available at: http://ers.basel.int/ERS-Extended/downloadFile.aspx?fileid=3802							
Denmark (2018)	Denmark did not submit a questionnaire for 2018.							
Denmark (2019)	DK	DE	B3010	150102	20	Annex VII incorrect	Exporter or generator	TAX
Estonia (2016-2017)	No cases reported.							
Estonia (2018)	LT	EE	A4060	oil containing waste	24.62	Incomplete documentation	Exporter or generator	Misdemeanour proceedings
Estonia (2019)	LT	EE	16 01 04*	end of life vehicles	18	without written consent and without notifications to all competent authorities	Importer or disposer	misdemeanour process-penalty, fine
Finland (2016)	No cases reported.							
Finland (2017)	Available at: http://ers.basel.int/ERS-Extended/downloadFile.aspx?fileid=3788							
Finland (2018)	Available at: http://ers.basel.int/ERS-Extended/downloadFile.aspx?fileid=4066							

Member State	Country of export	Country of import	Waste code	Type of waste	Amount in metric tons	Identification of the reason for illegality	Responsible for illegality	Measures taken including any punishment imposed
Finland (2019)	Available at: http://ers.basel.int/ERS-Extended/downloadFile.aspx?fileid=4325							
France (2016)	No cases reported.							
France (2017)	Available at: http://ers.basel.int/ERS-Extended/downloadFile.aspx?fileid=3962							
France (2018)	Available at: http://ers.basel.int/ERS-Extended/downloadFile.aspx?fileid=4192							
France (2019)	Available at: http://ers.basel.int/ERS-Extended/downloadFile.aspx?fileid=4362							
Germany (2016)	Available at: http://ers.basel.int/ERS-Extended/downloadFile.aspx?fileid=3491							
Germany (2017)	Available at: http://ers.basel.int/ERS-Extended/downloadFile.aspx?fileid=3833							
Germany (2018)	Available at: http://ers.basel.int/ERS-Extended/downloadFile.aspx?fileid=4152							
Germany (2019)	Available at: http://ers.basel.int/ERS-Extended/downloadFile.aspx?fileid=4396							
Greece (2016)	DE	GR	060404*, Basel code A1010	mercury elementary	98	Mercury was illegally shipped to Greece as product and not as waste	Exporter or generator	The Ministry of Environment and Energy (competent authority of Greece) (dispatch) asked for the return of waste to Germany (the case was finally closed in 2016).

Member State	Country of export	Country of import	Waste code	Type of waste	Amount in metric tons	Identification of the reason for illegality	Responsible for illegality	Measures taken including any punishment imposed
	GR	IN	170401	copper, bronze, brass	48.6	Waste to be shipped different from the ones declared in the Documents of Annex VII.	Exporter or generator	The process is ongoing.
	GR	CN,PK	160118	non-ferrous metal from dismantling ELV	389	Waste to be shipped different from the ones declared in the Documents of Annex VII	Exporter or generator	The process is ongoing.
	GR	PL	080409*, 080111*, 080117*, 080121*, 100603*, waste from chapter 09, 110105*, 150202*, 190205*, 160209*, 150110*	Several codes identified	200	Temporary storage in a non permitted facility. The shipment did not start.	Exporter or generator	The process is ongoing. In parallel penalties are imposed on the notifier and the storage facility
Greece (2017)	GR	IN	170401	copper, bronze, brass	48.6	Waste to be shipped different from the ones declared in the Documents of Annex VII.	Exporter or generator	The process is ongoing.
	GR	CN,PK	160118	non-ferrous	389	Waste to be shipped	Exporter or	The process is ongoing.

Member State	Country of export	Country of import	Waste code	Type of waste	Amount in metric tons	Identification of the reason for illegality	Responsible for illegality	Measures taken including any punishment imposed
				metal from dismantling ELV		different from the ones declared in the Documents of Annex VII.	generator	
	GR	PL	080409*, 080111*, 080117*, 080121*, 100603*, waste from chapter 09, 110105*, 150202*, 190205*, 160209*, 150110*	Several codes identified	200	Temporary storage in a non permitted facility. The shipment did not start.	Exporter or generator	The process is ongoing. In parallel penalties are imposed on the notifier and the storage facility.
Greece (2018)	GR	TR	070213	Plastic waste	65	Mismatch of waste with the declared EC List of waste in ANNEX VII, non-existence of an exporter's license, non-registration of carriers	Exporter or generator	During customs inspection illegal shipment was detected. Waste was taken back to the original producers. Penalties were imposed from the competent control authorities.
	GR	TH	191204	Plastic waste	158.290	For the transboundary shipment of waste, the procedure of prior notification and written consent, as	Exporter or generator	The shipment did not take place. The four (4) containers with the waste plastic from WEEE treatment, were unloaded

Member State	Country of export	Country of import	Waste code	Type of waste	Amount in metric tons	Identification of the reason for illegality	Responsible for illegality	Measures taken including any punishment imposed
						required by Thailand (country of destination), in accordance with Regulation 1418/2007, was not followed.		from the ship and returned to the producer, by order of the competent customs office. The notifier was charged with the costs of unloading the containers, but also with the cost of delaying the departure of the ship.
Greece (2019)	GR	GH	20 01 36	used EEE or WEEE	40	During customs inspection in Malta, illegal shipment was detected.	Exporter or generator	The process is ongoing. Waste is currently being held by Customs at Malta Freeport
Hungary (2016-2017)	No cases reported.							
Hungary (2018)	HU	CM	Not listed, 16 02	Wastes from electrical and electronic equipment / electrical devices	2500	Illegal shipments	Person who arranges the shipment	Take-back of the shipment
	HU	GH	16 01 17	Ferrous metal	27000	Illegal shipments	Person who arranges the shipment	Take-back of the shipment/warning
	HU	PK	16 02 13*	Discarded equipment containing hazardous	20830	Illegal shipments	N/A	Take-back of the shipment

Member State	Country of export	Country of import	Waste code	Type of waste	Amount in metric tons	Identification of the reason for illegality	Responsible for illegality	Measures taken including any punishment imposed
				components other than those mentioned in 16 02 09 to 16 02 12.				
Hungary (2019)	HU	PK	16 02 13*	discarded equipment containing hazardous components other than those mentioned in 16 02 09 to 16 02 12	23.290	illegal shipment	Notifier	Take-back of the shipment/warning
	HU	NG, LA	16 01 04*	end-of-life vehicles	23.500	illegal shipment	Notifier	Take-back of the shipment/fine
	HU	IT	19 12 02	ferrous metal	42.200	illegal shipment	Notifier	Take-back of the shipment/fine
Ireland (2016)	Available at: http://ers.basel.int/ERS-Extended/downloadFile.aspx?fileid=3247							
Ireland (2017)	Available at: http://ers.basel.int/ERS-Extended/downloadFile.aspx?fileid=3921							
Ireland (2018)	No cases reported.							
Ireland (2019)	IE	NL	Not listed	Non-depolluted ELVs, engines, auto parts	50	Shipped without notification	Exporter or generator	Both directors of the company prosecuted. Fined € 1,500 each. Costs

Member State	Country of export	Country of import	Waste code	Type of waste	Amount in metric tons	Identification of the reason for illegality	Responsible for illegality	Measures including any punishment imposed taken
								of € 2,000.
Italy (2016)	IT	RO	16 06 01*- 15 01 06- 16 01 03- 15 02 05*- 16 01 07*	-	10	art.2, (35)(a) WSR	Other	reported to the competent judiciary authority
	IT	DE	17 06 01*	-	16.84	art.2, (35)(a) WSR	Exporter or generator	reported to competent judiciary authority
	IT	DE	17 06 05*	-	23.01	art.2, (35) (d) WSR	Exporter or generator	reported to the competent judiciary authority
	HR	IT	17 04 05	-	43.84	radiometric values up to the limits provided	Exporter or generator	take back
	HR	IT	17 04 05	-	40	radiometric values up to the limits provided	Exporter or generator	take back
	HR	IT	19 12 02	-	41.88	radiometric values up to the limits provided	Exporter or generator	take back
	HR	IT	19 12 02	-	47.24	radiometric values up to the limits provided	Exporter or generator	take back
	HR	IT	19 12 02	-	49.82	radiometric values up to the limits provided	Exporter or generator	take back
	HR	IT	19 12 02	-	41.26	radiometric values up to the limits provided	Exporter or generator	take back
	HR	IT	19 12 02	-	40.82	radiometric values up to the limits provided	Exporter or generator	take back

Member State	Country of export	Country of import	Waste code	Type of waste	Amount in metric tons	Identification of the reason for illegality	Responsible for illegality	Measures taken including any punishment imposed
	HR	IT	19 12 02	-	41.40	radiometric values up to the limits provided	Exporter or generator	take back
	IT	DE	17 06 05*	-	47.34	wrong disposal site	Exporter or generator, Importer or disposer, Other	-
Italy (2017)	Available at: http://ers.basel.int/ERS-Extended/downloadFile.aspx?fileid=3851							
Italy (2018)	Available at: http://ers.basel.int/ERS-Extended/downloadFile.aspx?fileid=4143							
Italy (2019)	Available at: http://ers.basel.int/ERS-Extended/downloadFile.aspx?fileid=4389							
Latvia (2016-2017)	No cases were reported.							
Latvia (2018)	US	LV	B1250	Waste end-of-life motor vehicles	7.627	Transboundary movement of waste without written notification.	Importer or disposer	Illegally shipped waste returned back to the state of export.
	NO	LT	B3020	Paper, paperboard and paper product wastes	22.080	Shipment without written notification.	Exporter or generator	Waste returned back to the state of export.
Latvia (2019)	No cases were reported.							
Luxembourg (2016)	No cases were reported.							
Luxembourg	No cases were reported.							

Member State	Country of export	Country of import	Waste code	Type of waste	Amount in metric tons	Identification of the reason for illegality	Responsible for illegality	Measures taken including any punishment imposed
(2018)								
Luxembourg (2019)	ES	DE	150110	packaging containing residues of or contaminated by dangerous substances	21	Article 16 of waste shipment regulation	Exporter or generator	Return to country of dispatch
Malta (2016)	No cases were reported.							
Malta (2017)	MT	ES	10 01 18*	N/A	109.6	On 11 March 2017, hazardous wastes of fly ashes fell down from a broken container polluting a part of the area of the Port of Genova. From a control made by the Port Authority of Genova, it resulted that the shipment of waste did not have the necessary authorization for the transit through Italy according to Regulation EC 1013/2006. Therefore, the other 4 containers were seized until a way forward was in	Exporter or generator; Other	Port Authority of Genova proceeded by giving a mandate to the exporting company for the cleaning of the area polluted by the waste, in order to avoid further endangering of environment and human health. As competent authority of transit, the Italian Ministry of Environment waited for the decision of the Judiciary Authority in order to proceed with the competent Authority of Malta for the agreement of the procedures of take-back of the containers pursuant to Art.24 of the Regulation EC

Member State	Country of export	Country of import	Waste code	Type of waste	Amount in metric tons	Identification of the reason for illegality	Responsible for illegality	Measures taken including any punishment imposed
						place – Article 24 of Regulation 1013/2006.		1013/2006. The Maltese consent for take-back of the six containers was issued on 05/12/17 and once in Malta, Maltese officers inspected and sealed the containers on 03/01/18. The waste was re-exported under Permits MT17/XXX and MT18/XXX. An Out of court settlement agreement was issued to the exporter.
Malta (2018)	No cases were reported.							
Malta (2019)	IT	GH	n/a	used EEE, used tyres, personal effects, and sanitary ware	16.00	A container destined to Ghana was scanned by the Maltese Customs Authority and upon inspection, a considerable amount of used EEE, used tyres, personal effects, and sanitary ware were found without the necessary documentation. This resulted in the shipment to be	Other	A takeback procedure was initiated and approved by the CA of destination. No fines were imposed.

Member State	Country of export	Country of import	Waste code	Type of waste	Amount in metric tons	Identification of the reason for illegality	Responsible for illegality	Measures taken including any punishment imposed
						deemed as waste and hence required the necessary authorization according to Regulation EC 1013/2006		
Portugal (2016-2017)	No cases reported.							
Portugal (2018)	PT	ES	191202	Ferrous metal	0	Articles 3 (2) and (4) and 18 of Regulation (EC) n. 1013/2006	Exporter or generator	Misdemeanour / Bill of notice / Administrative infringement process
Portugal (2019)	No cases were reported.							
Slovakia (2016)	No cases were reported.							
Slovakia (2017)	HU	SK	15 01 02		11.180	Article 2, 35 g) iii) of Regulation 1013/2006	Importer or disposer	
	HU	SK	15 01 02		17.540	Article 2, 35 b), g) iii) of Regulation 1013/2006	Importer or disposer	
	HU	SK	20 01 01		22.710	Article 2, 35 b), g) iii) of Regulation 1013/2006	Importer or disposer	
	HU	SK	19 12 10		23.750	Article 2, 35 b), g) iii) of Regulation	Importer or disposer	

Member State	Country of export	Country of import	Waste code	Type of waste	Amount in metric tons	Identification of the reason for illegality	Responsible for illegality	Measures including any punishment imposed taken
						1013/2006		
Slovakia (2018)	HU	SK	B1010	metal wastes	19.00	Article 2, 35, g), iii) of Regulation 1013/2006	Importer or disposer	
	AT	SK	19 12 02	ferrous metal	93.540	Article 2, 35, b) of Regulation 1013/2006	Exporter or generator	€4000
	SK	AE	20 01 35	discarded electrical and electronic equipment	0.172	Article 2, 35, a), b) of Regulation 1013/2006	Exporter or generator	€4000
	SI	SK	B1010	metal wastes	22.020	Article 2, 35, g), iii) of Regulation 1013/2006	Importer or disposer	€4000
	HU	SK	B1010	metal wastes	1.0	Article 2, 35, g), iii) of Regulation 1013/2006	Importer or disposer	
Slovakia (2019)	AT,IT	SK	19 12 10, 19 02 11	combustible waste (refuse derived fuel), other wastes containing hazardous substances	5	§ 12 par. 1 of Act no. 79/2015 Coll. on Waste and on Amendments to Certain Acts, as amended (hereinafter referred to as the "Waste Act"), in connection with § 84 par. 1 of the Waste Act in connection	Importer or disposer	€2000

Member State	Country of export	Country of import	Waste code	Type of waste	Amount in metric tons	Identification of the reason for illegality	Responsible for illegality	Measures taken including any punishment imposed
						with Art. 16 letter d) Regulations		
	SK	PL	ZnO	zinc oxide in the form of a white powder	18	§ 112 par. 6 letter e) of the Waste Act	Exporter or generator	€10,000
	AT	SK	19 12 12	other wastes (including mixed of materials) from mechanical treatment of wastes other than those mentioned in 19 11 11	24.030	granted consent notification number AT 032770 applied to CPO cat. no. 19 12 12, the transported waste did not meet the conditions of consent	Importer or disposer	Art. 24 par. 1 Regulations.
Slovenia (2016)	Available at: http://ers.basel.int/ERS-Extended/downloadFile.aspx?fileid=3664							
Slovenia (2017)	Available at: http://ers.basel.int/ERS-Extended/downloadFile.aspx?fileid=4027							
Slovenia (2018)	Available at: http://ers.basel.int/ERS-Extended/downloadFile.aspx?fileid=4241							
Slovenia (2019)	Available at: http://ers.basel.int/ERS-Extended/downloadFile.aspx?fileid=4459							
Spain (2019)	ES	LY	A4070	paints and tire	2	without notification pursuant to the provisions of the Convention to all	Exporter or generator	Identify as waste crime. Actually pending of penal court decision

Member State	Country of export	Country of import	Waste code	Type of waste	Amount in metric tons	Identification of the reason for illegality	Responsible for illegality	Measures taken including any punishment imposed
						States concerned;		
	ES	CN	A1170	lithium batteries & electronic wastes	24	through consent obtained by falsification, misrepresentation or fraud;	Exporter or generator	Take back the wastes from Malaysian Custom Authorities to Spain, where the waste caught fire. Notifier declared as metal scraps in Annex VII. SEPRONA investigation. Actually pending of prosecutors and penal court decision
	ES	MY	B3010	plastics scraps	32	without notification pursuant to the provisions of the Convention to all States concerned;	Exporter or generator	Objection to movement by Spanish Authority. Actually pending of penal court decision
	ES	CN	B3010	plastics scraps	21	without notification pursuant to the provisions of the Convention to all States concerned;	Exporter or generator	Objection to movement. Actually in prosecutors office.
	ES	MY	B3010	plastic scraps	181	without notification pursuant to the provisions of the Convention to all States concerned;	Exporter or generator	SEPRONA investigation, Actually in prosecutors office.
	ES	CN	A4070	used cartridges paints	16	without notification pursuant to the	Exporter or generator	waste from Spain, intercepted in HK

Member State	Country of export	Country of import	Waste code	Type of waste	Amount in metric tons	Identification of the reason for illegality	Responsible for illegality	Measures taken including any punishment imposed
						provisions of the Convention to all States concerned;		customs. Take back to Spain from HK.
	ES	PK	B3010	plastic scraps	52	without notification pursuant to the provisions of the Convention to all States concerned;	Exporter or generator	Objection to movement. Actually in prosecutors office. Obligation to take back the waste in the correct way.
	ES	NG	A3020	engines, ELV, oil filters	26	without notification pursuant to the provisions of the Convention to all States concerned;	Exporter or generator	Objection to movement. Actually in prosecutor office.
	ES	LY	A3020	engines, ELV, WEE	19	without notification pursuant to the provisions of the Convention to all States concerned;	Exporter or generator	Objection to movement. Actually in prosecutors office. Obligation to take back the waste in the correct way.
	ES	NG	A3020	WEE, fridges, ELV	100	without notification pursuant to the provisions of the Convention to all States concerned;	Exporter or generator	Objection to movement. Actually in prosecutors office. Obligation to take back the waste in the correct way.
	ES	SN	A1180	WEE, ELV	60	without notification pursuant to the provisions of the Convention to all States concerned;	Exporter or generator	Objection to movement. Actually in prosecutors office. Obligation to take back the waste in the correct way.

Member State	Country of export	Country of import	Waste code	Type of waste	Amount in metric tons	Identification of the reason for illegality	Responsible for illegality	Measures taken including any punishment imposed
	ES	GN	A1180	ELV, WEE	60	without notification pursuant to the provisions of the Convention to all States concerned;	Exporter or generator	Objection to movement. Actually in prosecutors office. Obligation to take back the waste in the correct way.
	ES	MR	A1180	ELV, WEE	60	without notification pursuant to the provisions of the Convention to all States concerned;	Exporter or generator	Objection to movement. Actually in prosecutors office. Obligation to take back the waste in the correct way.
	ES	CN	B3010	plastic scraps	119	without notification pursuant to the provisions of the Convention to all States concerned; (In accordance with the Regulation 1418/2007)	Exporter or generator	Objection to movement. Actually in prosecutors office. Obligation to take back the waste in the correct way.
	ES	TH	B3010	plastic scraps	36	without notification pursuant to the provisions of the Convention to all States concerned; In Accordance with Regulation 1418/2007	Exporter or generator	Objection to movement. Actually in prosecutors office. Obligation to take back the waste in the correct way. Actually in prosecutors office.
Sweden (2016)	Available at: http://ers.basel.int/ERS-Extended/downloadFile.aspx?fileid=3667							
Sweden	Available at: http://ers.basel.int/ERS-Extended/downloadFile.aspx?fileid=3848							

Member State	Country of export	Country of import	Waste code	Type of waste	Amount in metric tons	Identification of the reason for illegality	Responsible for illegality	Measures including punishment imposed	taken any
(2017)									
Sweden (2018)								Available at: http://ers.basel.int/ERS-Extended/downloadFile.aspx?fileid=4194	
Sweden (2019)								Available at: http://ers.basel.int/ERS-Extended/downloadFile.aspx?fileid=4448	
The United Kingdom (2016)								Available at: http://ers.basel.int/ERS-Extended/downloadFile.aspx?fileid=3373	
The United Kingdom (2017)								Available at: http://ers.basel.int/ERS-Extended/downloadFile.aspx?fileid=3828	
The United Kingdom (2018)								Available at: http://ers.basel.int/ERS-Extended/downloadFile.aspx?fileid=4173	
The United Kingdom (2019)								Available at: http://ers.basel.int/ERS-Extended/downloadFile.aspx?fileid=3373	

6.0 Section E: Summary of the Data Supplied by the Member States on the basis of the Waste Shipment Regulation Questionnaire; 2016-2019

Section E of this report presents a summary of the qualitative data supplied by Member States to the European Commission on the additional questionnaire pursuant to Article 51(2) of the Waste Shipment Regulation.

6.1 Questionnaire for Member States' Reporting Obligation pursuant to Article 51 (2) of Regulation (EC) No 1013/2006

Table 6-1: Questionnaire for Member States' Reporting Obligation pursuant to Article 51(2) of Regulation (EC) No 1013/2006

Question number	Article reference	Question
1	Article 11 (1) (a)	<p>Information on the measures taken to prohibit generally or partially shipments of waste between Member States.</p> <p>In order to implement the principles of proximity, priority for recovery and self-sufficiency at Community and national levels in accordance with Directive 2006/12/EC</p> <p>Has this provision been applied?</p> <p>If yes, please provide details on the measures taken</p>
2	Article 11 (1) (a)	<p>Information on the measures taken to object systematically to shipments of waste between Member States</p> <p>In order to implement the principles of proximity, priority for recovery and self-sufficiency at Community and national levels in accordance with Directive 2006/12/EC</p> <p>Has this provision been applied?</p> <p>If yes, please provide details on the measures taken</p>
3	Article 11 (1) (e)	<p>Information on the prohibition of the import of waste</p> <p>Has this provision been applied?</p>
4	Article 11 (3)	<p>Information on exceptions to the implementation of the principle of proximity, priority for recovery and self-sufficiency</p> <p>In the case of hazardous waste produced in a Member State of dispatch in such a small quantity overall per year that the provision of new specialised disposal installations within that State would be uneconomic</p> <p>Have you asked any Member State to apply this exception?</p> <p>If yes, please complete Table 1 and give details below on any bilateral solution found pursuant to Article 11(3)</p>
5	Article 11 (3)	<p>Information on exceptions to the implementation of the principle of proximity, priority for recovery and self-sufficiency</p> <p>In the case of hazardous waste produced in a Member State of dispatch in such a small quantity overall per year that the provision of new specialised disposal installations within that State would be uneconomic</p> <p>Have you received any request from Member States to apply this exception?</p>

Question number	Article reference	Question
		If yes, please complete Table 1 and give details below on any bilateral solution found pursuant to Article 11(3)
6	Article 11 (1) (g)	Information on objections to planned shipments or disposal on the basis of their not being in accordance with Directive 2006/12/EC Has this provision been applied? If yes, please complete Table 2.
7	Article 12 (5)	Information on objections to planned shipments or recovery on the basis of their not being in accordance with Article 12(1) (c) Has this provision been applied? If yes, please complete Table 3.
8	Article 14	Information on decisions by Competent Authorities having jurisdiction over specific recovery facilities to issue pre-consents to such facilities Has this provision been applied? If yes, please complete Table 4.
9	Article 33	Information on the Member States' system for the supervision and control of shipments of waste exclusively within their jurisdiction Is there a system for the supervision and control of shipments of waste within the national territory?
10	Article 33	Information on the Member States' system for the supervision and control of shipments of waste exclusively within their jurisdiction If there is such a system, do you apply the system provided for in Titles II and VII of the Regulation? If you apply a different system from that provided in Titles II and VII of the Regulation, please give details of the system applied
11	Articles 24 and 50 (1)	Information on illegal shipments of waste Has there been any case? If yes, please complete Table 5. Please provide information on how illegal shipments of waste are prevented, detected and penalised under national legislation.
12	Article 50 (2)	Information on spot checks on shipments of waste or on the related recovery or disposal Number of checks on shipments of waste or on the related recovery or disposal
13	Article 50 (2)	Information on spot checks on shipments of waste or on the related recovery or disposal Number of supposed illegal shipments ascertained during these checks
14	Article 6	Information on a financial guarantees or equivalent insurance covering costs for transport, recovery or disposal and storage of waste, including cases referred to in Articles 22 and 24 Please provide details on the provisions of national law adopted pursuant to this Article.
15	Article 55	Information on any customs offices designated by Member States for shipments of waste entering and leaving the Community Has there been any designation? If yes, please complete Table 6.

6.2 Questionnaire Replies for Member States' Reporting Obligation pursuant to Article 51 (2) of Regulation (EC) No 1013/2006

Table 6-2 summarises Member States' replies for the reporting period 2010-12. An “^” indicates that the Member State's reply includes further details along with a 'Yes/No' reply, if required. These replies are provided in Section 6.3.

Table 6-2: Replies of Member States to the Waste Shipment Regulation Questionnaire for the Reporting Years 2016-2019

Member State	Qu 1 Article 11 (1) (a)	Qu 2 Article 11 (a) (1)	Qu 3 Article 11 (1) (e)	Qu 4 Article 11 (3)	Qu 5 Article 11 (3)	Qu 6 Article 11 (g) (1)	Qu 7 Article 12 (5)	Qu 8 Article 14	Qu 9 Article 33	Qu 10 Article 24 and 50 (1)	Qu 11 Article 50 (2)	Qu 12 Article 6	Qu 13 Article 55
Austria	Yes^	Yes^	No	No	No	No	2016: Reply missing 2017: No 2018: No 2018: No	Yes	Yes^	Yes^	Yes^	Yes	No
Belgium	Yes^ (Partially)	2016: Partially 2017: No 2018: No 2019: No	2016: Yes 2017: Partially 2018: Partially 2019: No	No	No	Yes	2016: No 2017: Yes 2018: Yes 2019: No	Yes	Yes	Yes	Yes^	2016: Partially 2017: Yes 2018: Yes 2019: Yes	No
Bulgaria	No	No	Yes^	No	No	No	No	Yes	Yes	Yes	Yes^	Yes	Yes
Croatia	Yes^	Yes	Yes^	No	No	No	No	No	Yes^	Yes^	Yes^	Yes^	Yes^
Czech Republic	Yes^	No	No	No	No	No	No	No	Yes^	Yes^	Yes^	Yes^	No

Member State	Qu 1	Qu 2	Qu 3	Qu 4	Qu 5	Qu 6	Qu 7	Qu 8	Qu 9	Qu 10	Qu 11	Qu 12	Qu 13
Article	Article	Article	Article	Article	Article	Article	Article	Article	Article	Article	Article	Article	Article
11 (1) (a)	11 (a) (1)	11 (1) (e)	11 (3)	11 (3)	11 (3)	11 (g) (1)	12 (5)	14	33	24 and 50 (1)	50 (2)	6	55
Cyprus	No^	No	2016: No 2017- 2019: Yes	Yes^	No	No	No	No	Yes	Yes^	Yes^	Yes^	Yes
Denmark	Yes^	No	Yes^	No	2016: Reply missing 2017: No 2018: Yes 2019: Yes	Yes	No	2016: Reply missing 2017: No 2018: No 2019: Yes	Yes^	Yes^	Yes^	Yes^	No
Estonia	No	No	No	No	No	No	No	2016- 2018: No 2019: Yes	Yes	Yes^	Yes^	No	No
Finland	Yes^	No	No	Yes^	No^	Yes	Yes	No	Yes^	Yes^	Yes^	Yes^	No
France	No	No	2016- 2018: No 2019: Yes	No	No	No	No	2016- 2018: No 2019: Yes	Yes	Yes	Yes^	Yes	No
Germany	Yes	No	No	No	No	Yes	No	Yes	Yes^	Yes^	Yes^	Yes^	Yes^

Member State	Qu 1	Qu 2	Qu 3	Qu 4	Qu 5	Qu 6	Qu 7	Qu 8	Qu 9	Qu 10	Qu 11	Qu 12	Qu 13
	Article	Article	Article	Article	Article	Article	Article	Article	Article	Article	Article	Article	Article
	11 (1) (a)	11 (1) (a)	11 (1) (e)	11 (3)	11 (3)	11 (1) (g)	12 (5)	14	33	24 and 50 (1)	50 (2)	6	55
Greece	Yes^	No	No	Yes^	No	No	No	No	Yes^	Yes^	Yes^	Yes^	No
Hungary	No	2016-2018: No 2019: Yes	2016-2018: Yes 2019: No	No	No	2016-2018: No 2019: Yes	No	No	Yes	Yes	Yes^	Yes	Yes
Ireland	2017: No 2019: No	2017: No 2019: No	2017: No 2019: No	2017: No 2019: No	2017: No 2019: No	2017: No 2019: No	2017: No 2019: No	2017: No 2019: Yes	2017: Partially 2019: Partially	2017: Yes 2019: Yes	2017: Yes 2019: Yes	2017: Yes 2019: Yes	2017: No 2019: No
Italy	2016: No^ 2017: - 2019: Yes^	2016: No 2017: - 2019: Yes	No	No	No	No	No	2016: No 2017: - 2019: Yes	Yes	Yes^	Yes^	Yes^	No
Latvia	No	No	No	No	No	No	No	No	Yes	Yes^	Yes^	No	No
Lithuania	2016: Yes^ 2017: Yes^ 2018: n/a 2019: Yes^	2016: Yes^ 2017: Yes^ 2018: n/a 2019: Yes^	2016: Yes^ 2017: Yes^ 2018: n/a 2019: Yes^	No	No	2016: Partially 2017-2019: No	2016: Yes^ 2017: No 2018: n/a 2019: Yes	No	2016: Yes^ 2017: Yes^ 2018: n/a 2019: Yes^	2016: Yes^ 2017: Yes^ 2018: n/a 2019: Yes^	2016: Yes^ 2017: Yes^ 2018: n/a 2019: Yes^	2016: Yes^ 2017: Yes^ 2018: n/a 2019: Yes^	No

Member State	Qu 1	Qu 2	Qu 3	Qu 4	Qu 5	Qu 6	Qu 7	Qu 8	Qu 9	Qu 10	Qu 11	Qu 12	Qu 13
Article	Article	Article	Article	Article	Article	Article	Article	Article	Article	Article	Article	Article	Article
11 (1) (a)	11 (1) (a) (1)	11 (1) (e)	11 (3)	11 (3)	11 (3)	11 (g) (1)	12 (5)	14	33	24 and 50 (1)	50 (2)	6	55
Luxembourg	No	No	No	No	No	No	No	2016: Yes^ 2017: N/A 2018: Yes^ 2019: Yes^	2016: Yes^ 2017: N/A 2018: Yes^ 2019: Yes^	2016: Yes^ 2017: N/A 2018: Yes^ 2019: Yes^	2016: No 2017: N/A 2018: Yes^ 2019: Yes	2016: Yes^ 2017: N/A 2018: Yes^ 2019: Yes^	2016: Yes^ 2017: N/A 2018: Yes^ 2019: Yes^
Malta	No	No	Yes^	No	No	No	No	No	Yes	Yes^	Yes^	Yes^	Yes^
Netherlands	2016: Yes^ 2017: Yes^ 2018: n/a 2019: n/a	2016: No 2017: No 2018: n/a 2019: n/a	2016: No 2017: No 2018: n/a 2019: n/a	2016: No 2017: No 2018: n/a 2019: n/a	2016: No 2017: No 2018: n/a 2019: n/a	2016: No 2017: No 2018: n/a 2019: n/a	2016: No 2017: No 2018: n/a 2019: n/a	2016: Yes^ 2017: Yes^ 2018: n/a 2019: n/a	2016: Yes^ 2017: Yes^ 2018: n/a 2019: n/a	2016: Yes^ 2017: Yes^ 2018: n/a 2019: n/a	2016: Yes^ 2017: Yes^ 2018: n/a 2019: n/a	2016: Yes^ 2017: Yes^ 2018: n/a 2019: n/a	2016: Yes^ 2017: Yes^ 2018: n/a 2019: n/a
Poland	No	No	Yes^	No	No	No	No	2016: Partial 2017: Partial 2018: Partial 2019: Yes^	Yes^	Yes^	Yes^	Yes^	Partial
Portugal	No	Yes^	No	No	2016: No 2017: No	No	No	No	Yes	Yes^	Yes^	Yes^	No

Member State	Qu 1 Article 11 (1) (a)	Qu 2 Article 11 (a) (1)	Qu 3 Article 11 (1) (e)	Qu 4 Article 11 (3)	Qu 5 Article 11 (3)	Qu 6 Article 11 (g) (1)	Qu 7 Article 12 (5)	Qu 8 Article 14	Qu 9 Article 33	Qu 10 Article 24 and 50 (1)	Qu 11 Article 50 (2)	Qu 12 Article 6	Qu 13 Article 55
					2018: No 2019: Yes								
Romania	Yes^	No	Yes^	No	No	No	No	No	Yes	Yes^	Yes^	No	No
Slovakia	Yes^	Yes^	Yes^	No	No	No	No	No	Yes^	Yes^	Yes^	Yes^	Yes^
Slovenia	Yes^	Yes^	Yes^	No	No	No	No	No	Yes^	Yes^	Yes^	Yes^	No
Spain	Yes^	Yes^	2016: No 2017: Yes^ 2018: Yes 2019: Yes^	2016: Yes^ 2017: Yes^ 2018: Yes 2019: Yes^	No	2016: Yes^ 2017: No 2018: Yes^ 2019: Yes^	Yes^	Yes^	Yes^	Yes^	Yes^	Yes^	Yes^
Sweden	No	No	No	No	No	No	No	Yes^	Yes^	Yes^	Yes^	Yes^	No
United Kingdom	Yes^	Yes^	Yes^	Yes^	No	2016: Yes 2017 - 2019: No	2016: Yes 2017 - 2019: No	Yes	Yes^	Yes^	Yes^	Yes^	No

6.3 Additional Details and Remarks of Member States to the Waste Shipment Regulation Implementation Questionnaire

6.3.1 Question 1 - Information on the Measures Taken to Prohibit Generally or Partially Shipments of Waste between Member States

12 Member States answered that they had applied the provision of *Article 11 (1)(a)* in order to implement the principles of proximity, priority for recovery and self-sufficiency. 11 Member States answered that they had not applied the provision across all four years.

Those Member States that provided information on how they have applied the provision demonstrated that they have done so in various ways, with prohibitions levelled against both certain waste operations and against specific waste types.

A number of Member States, including **Czech Republic, Denmark, Luxembourg, Lithuania, Slovakia, Slovenia, Spain, and Romania** have prohibited the importing of waste into their national territory for the purposes of disposal. Similarly, **the Netherlands** has specifically prohibited the importing of waste for landfilling.

Among those targeting specific waste types, **Austria** prohibits the importing of asbestos waste for disposal. Meanwhile, **Cyprus**, while having no general prohibitions, has set limits on the amounts of waste that it will accept as imports for use as alternative fuels in incinerators and cement kilns (such as shredded used tires and sludge from biological treatment).

In Table 6-3 below, and in the following tables through to

Table 6-10, where a Member State has given an identical or very similar reply to a question over the three reporting years, these replies have been grouped together as one. Where a Member State has given different replies to a question for different years, replies are presented separately.

Table 6-3: Question 1 – Information on the Measures Taken to Prohibit Generally or Partially Shipments of Waste between Member States

Member State	Additional Details and Remarks
Austria (2016-2019)	The principle of proximity and the principle of self-sufficiency are applied in case of shipments for final disposal in accordance with Art. 69,7a of the Federal Waste Management act 2002 (BGBl. I Nr 102/2002 as amended). Guiding principles how to apply / assess these principles can be found in the Federal Waste Management Plan 2011. Each year (2016, 2017, 2018 and 2019) noted that no application was rejected because of the principles of proximity and/or self-sufficiency.
Belgium (2016)	These principles (proximity, self-sufficiency, etc.) are verified for every notification concerning waste destined for disposal. If these principles are not complied with, objections are made to the planned shipment.
Belgium (2017-2018)	Belgium states that it focuses on applying these principals with regard to disposal, but gives no evidence for the basis of this in law. The exception is Brussels Capital Region did not apply the provisions.
Belgium (2019)	In 2019, Belgium stated the same as it reported in 2016: These principles (proximity, self-sufficiency, etc.) are tested for each waste shipment notification. Failure to comply with these principles will result in an objection to the planned shipment. However the additional remark was in line with 2017-2018; it was noted that the

	Brussels Capital Region did not apply the provisions.
Croatia (2016-2019)	<p>According to the Act on Sustainable Waste Management (ASWM – OG No. 94/13, 73/17) the following waste hierarchy shall apply as a priority order in waste prevention and management legislation and policy:</p> <ol style="list-style-type: none"> 1. waste prevention; 2. preparing for re-use; 3. recycling; 4. other recovery operations, e.g. energy recovery; and 5. disposal. <p>The decision on the specific waste streams departing from the waste management priority order shall be taken by the Minister on proposal.</p> <p>Also, waste shall be recovered. The recovery of waste shall follow the principles and methods of waste management set out in ASWM.</p> <p>Other waste disposal operations shall have priority over landfilling.</p> <p>Waste shall be treated in accordance with the principle of self-sufficiency so as to ensure that waste is treated in the nearest acceptable facility, avoiding thereby any unnecessary transport of such waste.</p> <p>Additional remarks:</p> <p>Croatia has very limited possibilities for hazardous waste disposal so the most of such wastes are shipped for disposal to other EU member states or Switzerland.</p>
Cyprus (2016)	Cyprus did not raise or receive any objections concerning the import or export of wastes for disposal. In some cases (import of sludge from biological treatment) we set specific quantities of waste that are allowed to be imported for incineration as alternative fuels in cement kilns.
Cyprus (2017 – 2018)	Cyprus did not raise or receive any objections concerning the import or export of wastes for disposal. In some cases (import of sludge from biological treatment) we set specific quantities of waste that are allowed to be imported for incineration as alternative fuels in cement kilns. Nevertheless, as a country, if needed Cyprus will raise objections to the export of wastes for disposal when there are permitted facilities in Cyprus.
Cyprus (2019)	<p>Cyprus did not raise or receive any objections concerning the import or export of wastes for disposal. In some cases (import of refused derived fuel and sludge from biological treatment) we set specific quantities of waste that are allowed to be imported for incineration as alternative fuels in cement kilns. Nevertheless, as a country, if needed Cyprus will raise objections to the export of wastes for disposal when there are permitted facilities in Cyprus.</p> <p>Cyprus is preparing Regulations to control the export of wastes for Recovery Operations in order to implement the principles of proximity and self-sufficiency in National level.</p>
Czech Republic (2016-2019)	The transboundary movement of waste to Czech Republic for disposal has been prohibited since 1 May 2004, with the exception of waste produced in neighbouring countries as a result of natural disasters or emergencies (Act on Waste No. 185/2001 Coll., § 54 par. 2).

Denmark (2016 – 2018)	Paragraph 10 in the Danish Statutory Order no. 132/2014 on shipment of waste has a general prohibition on import and export of waste for disposal.
Denmark (2019)	Paragraph 10 in the Danish Statutory Order of shipment of waste and used electrical and electronic equipment no. 1229/2019 has a general prohibition on import and export of waste for disposal. The prohibition is not applicable if there are no suitable disposal facilities in country of dispatch, nor is it applicable for shipments of hazardous waste destined for incineration under the D10 disposal code.
Finland (2016-2019)	Finland’s national bans and restrictions concerning the export and import of waste are regulated by the Waste Act (646/2011). The criteria for waste shipments for disposal from, or to Finland, are in Sections 109 and 110 of the Waste Act.
France (2016-2019)	<p>The principles of the EU Waste Framework Directive (Directive 2008/98/EC) are mentioned in France’s Code of the Environment (Article L 541-1). Each region or inter-region has to establish a plan for the prevention and the management of hazardous waste (Article L 541-13) This plan shall include: a prospective inventory of the quantities of waste to be treated according to their origin, their nature and composition; an inventory of the facilities; and the setting of the objectives in accordance with those of the EU Directive 2008/98/EC.</p> <p>At the department level, there is a plan for the prevention and the management of non-hazardous, construction, and demolition waste, which includes in particular an inventory of the type, quantity, and the origin of non-hazardous and inert waste produced and treated, and an inventory of the existing facilities. Under these planning tools, the permits of certain facilities must be compatible with the planning documents and can contain therefore restrictive measures in order to implement the principles of proximity and priority for recovery.</p> <p>Therefore, there is no general or partial ban concerning the waste shipments between Member States: each file is subject to a case-by-case analysis; however, for the imports of waste into France, the objection to a shipment may be based on the principles of proximity, priority for recovery and self-sufficiency, when these principles are implemented in measures contained in the waste management plans and in the permits granted to the facilities by the competent authority (the Prefect).</p> <p>(Addition in 2019): On February 10, 2020, the law n° 2020-105 relating to the fight against waste and the circular economy was implemented in France. The objectives of this law are multiple, including restrictions on the import and export of waste (in particular the prohibition of the import of sludge into France: see Article 11(1)(e))</p> <p>Concerning the shipment of waste, this law works in two distinct parts: the principle of proximity and the priority for recovery.</p> <p>First, concerning the principle of proximity:</p> <p>From 10 February 2020,</p> <p>When eco-organisations get contracts relating to the prevention or management of waste with economic operators, according to a procedure based on award criteria, these criteria must include criteria relating to the principle of proximity. (Article 62 of the law n°2020-105).</p> <p>If a vehicle or wreck is considered waste by the competent authority, the competent authority may request the nearest approved end-of-life vehicle treatment centre which has given its consent, and is able to treat it, to take back the vehicle or wreck at its own expense. (Article 104 of the law n°2020-105)</p>

	<p>Concerning the priority for recovery:</p> <p>From 10 February 2020,</p> <p>During demolition work, or significant rehabilitation of buildings, the project owner is required to carry out a diagnosis relating to the management of products, materials, and waste resulting from this work. This diagnosis provides the necessary information relating to the products, materials, and waste with a view, as a priority, to their reuse or, failing that, their recovery, by indicating the recommended recycling channels and recommending additional analyses to ensure the reusable nature of these products and materials. It shall include guidelines to ensure the traceability of these products, materials, and waste. If reuse or recovery is not possible, the diagnosis shall specify the methods of waste disposal. (Article 51 of the law n°2020-105)</p>
Germany (2016 – 2019)	<p>(German) Waste Shipment Act, in particular § 2 (Principle of Self-Sufficiency):</p> <p>(1) For waste from Germany, destined for disposal, the disposal in Germany has priority over the disposal in foreign countries.</p> <p>(2) Paragraph 1 applies mutatis mutandis for mixed household waste (EWL code 200301) collected from private households, even if collected together with such waste from other generators.</p> <p>(German) Act on Closed Cycle Management (Obligation to make waste available to parties responsible for waste disposal), in particular § 17(4):</p> <p>To ensure environmentally compatible disposal, the Länder may mandate obligations to offer waste (Andienung) and to make waste available in connection with hazardous waste for its disposal.</p> <p>The following Federal States use the obligation pursuant to § 17(4): Bavaria, Baden-Württemberg, Berlin, Brandenburg, Hamburg, Hessen, Lower Saxonia, Rheinland-Pfalz and several counties in Thuringia.</p>
Greece (2016-2019)	<p>According to Greece’s Law 4042/2012, transposing Directive 2008/98/EC, the export of waste oils to incineration or co-incineration facilities is prohibited if the regeneration (R9 operation) within the country is technically feasible. In this case, Article 11(1)(a) applies. In addition, according to Greece’s new National Hazardous Waste Management Plan (Joint Ministerial Decision oik.62952/5384/2016 (OJG 4326 B) regarding “Adoption of National Hazardous Waste Management Plan, according to Article 31 of Law 4342/2015”), the reduction of hazardous waste exports is promoted.</p> <p>Economic measures (economic incentives and grants) and administrative measures (aiming to reduce the administrative burden) are implemented to promote infrastructure development for waste recovery and or safe and environmentally sound disposal.</p> <p>The aforementioned measures are mainly aimed at regenerating, recovering waste oils, and co-incinerating waste. Moreover, all mixed municipal waste collected from private households, infectious waste from healthcare units, and biodegradable waste arising from agriculture and livestock operations, are treated domestically.</p>
Ireland (2017)	<p>“Response is missing.”</p>
Italy (2016-2019)	<p>There is no list of recovery and or disposal sites for the national territory of Italy (2016).</p> <p>For each notification concerning the export of waste for disposal, some Authorities</p>

	<p>require the notifier to declare the impossibility of disposing of the waste in Italy.</p> <p>Some other competent authorities make a survey on the existence of recovery/disposal facilities at a regional, provincial level or national level, with the support from other Italian competent authorities.</p>
Lithuania (2017-2019)	<p>The National Plan for Waste Management for 2014-2020 (approved by Resolution No 519 of the Government on 12.4.2002, as last amended on 20.1.2017) (hereinafter – National Waste Management Plan) indicates (the chapter related to the management of household wastes): “232.3. The shipment (import) of wastes and solid fuel recovered from wastes intended for disposal and/or energy recovery to Lithuania from other countries shall be prohibited.</p>
Luxembourg (2018-2019)	<p>Transboundary shipments of mixed municipal waste for disposal and recovery are prohibited in compliance with the principles of proximity and self-sufficiency at national level. The national waste law also prohibits inert waste transfers outside of Luxembourg if they are destined for disposal.</p>
Netherlands (2016-2019)	<p>The National Waste Management Plan 2009-2021 indicates for which waste Netherlands pursues self-sufficiency. There is only self-sufficiency for the landfill of waste. The Netherlands prohibits, in principle, both exports and imports of waste for which the intended processing is a treatment as specified in D1.</p> <p>The Netherlands also uses the principle of the minimum standard for the processing of waste in recovery of materials and strives to the reduction of the impact of the processing of waste on human health and on the environment.</p>
Romania (2016-2019)	<p>In accordance with the provisions of the art. 32 from the Government Emergency Ordinance 195/2005 with subsequent amendments, the import to the Romanian territory of any kind of wastes for disposal are prohibited.</p>
Slovakia (2016-2019)	<p>According to the Act No. 79/2015 Coll. on waste and on amendments to certain acts as amended, Article 84</p> <p>(3) transboundary movement of waste from another Member State to the Slovak Republic and import of waste from a non-Member State to the Slovak Republic for the purpose of disposal it is prohibited, unless otherwise determined by an international treaty to which the Slovak Republic is party.</p> <p>(4) waste generated in the Slovak Republic is preferably to be disposed in the Slovak Republic.</p> <p>(5) It is prohibited to:</p> <p>a) arrange or otherwise participate in transboundary movement of waste which is contrary to the provisions of this part of the Act,</p> <p>b) transport waste or haul waste in transit on the territory of the Slovak Republic or from the territory of the Slovak Republic contrary to the provisions of this part of the Act.</p> <p>According to the Act No. 79/2015 Coll. on waste and on amendments to certain acts as amended, Article 86</p> <p>(1) the Ministry may raise objections (Articles 11 and 12 (EC) No. 1013/2006 as amended) to notifications on the transport of waste intended for disposal and to notifications on the transport of waste intended for recovery.</p> <p>(2) if the Ministry raises objections (Articles 11 and 12 (EC) No. 1013/2006 as</p>

	<p>amended), it shall start from the binding part of the Slovak Republic's programme.</p> <p>(3) the Ministry may prohibit the transboundary movement of waste if the notifier, recipient or person authorised to act in the name of the notifier or recipient taking part in said transboundary movement of waste has been lawfully</p> <p>a) pronounced guilty of committing an offence resulting from an act of unlawful transport,144)</p> <p>b) pronounced guilty within the past three years of committing an offence resulting from another unlawful act in the field of waste management, as specified in Letter a), or</p> <p>c) convicted of a criminal act against the environment within the past three years (§ 300 through 309 of the Criminal Code).</p> <p>Slovakia also applies Article 4 (9) of the Basel Convention.</p>
<p>Slovenia (2016-2019)</p>	<p>According to Decree on the implementation of the Regulation (EC) No. 1013/2006 on shipments of wastes (OJ of RS No. 78/16)- national legislation- all shipments of waste destined to disposal facilities if this is in contravention to the Operational waste management programme in the Republic of Slovenia(No. 35402-1/2016/6) are prohibited. According to provisions of Regulation 1013/2006 only cases from Art. 11(3) are excepted.</p>
<p>Spain (2016-2019)</p>	<p>It should be noted that powers relating to the shipment of waste in Spain are divided between the State (Ministry of Agriculture, Fisheries, Food and the Environment – MAPAMA) and the 17 Autonomous Communities of which it is composed, as laid down in Article 12 of the Law of 22/2011 of 28 July 2011 on Waste and Contaminated Soil, and the Fourth Additional Provision of Royal Decree No 180/2015 of 13 March 2015 regulating the shipment of waste within the territory of the State. Under this legislation, the State is responsible for authorising and processing these shipments when the country of transit is not a European Union Member State, while the Autonomous Communities are responsible when the country of transit is a European Union Member State and when shipments are made between the Autonomous Communities themselves.</p> <p>The regulations of some Autonomous Communities generally rule out the export of waste destined for disposal operations, in accordance with the principles of proximity and sufficiency enshrined in legislation at Autonomous-Community, State and European level. This option is also provided for in Articles 25 and 26 of Law 22/2011 of 28 July 2011 on Waste and Contaminated Soil and in Article 9 of Royal Decree No 180/2015 regulating the shipment of waste within the territory of the State.</p> <p>Additional remarks:</p> <p>Catalonia: The Waste Agency of Catalonia is generally opposed to exporting waste destined for disposal operations, in accordance with the principles of proximity and sufficiency enshrined in legislation at Autonomous-Community, State and European level. Export is authorised for waste destined for disposal operations only if there are no facilities in Catalonia to treat the waste or their treatment capacity is insufficient.</p> <p>Basque Country: The principles of proximity, priority for recovery and self-sufficiency are also enshrined as a specific objective in the Plan for the Prevention and Management of Hazardous Waste of the Autonomous Community of the Basque Country.</p> <p>Aragon: All notifications processed in 2016 for cross-border shipments of waste</p>

	<p>destined for waste management companies in the Autonomous Community of Aragon were for recovery operations.</p> <p>Rioja: No notification relating to the ‘cross-border shipment’ of waste destined for disposal was received. There is no legislation at Autonomous-Community level on the matter.</p> <p>Balearic Islands: No authorisations were given for cross-border waste shipments.</p> <p>Andalusia: Is opposed generally to the shipments of waste that is being shipped directly to landfill (D5), without having been previously treated.</p>
<p>United Kingdom (2016-2017)</p>	<p>The UK Plan for Shipment of Waste (the ‘UK Plan’), which entered into force on 9 August 2007 and was updated in 2012, sets out the Government’s policy on shipments of waste for disposal to and from the UK. This generally prohibits the shipment of waste between the UK and other Member States for disposal in keeping with the principles of self-sufficiency and proximity whereby waste should be disposed of in, or as close as possible to, the country of origin. The ‘UK Plan’ was prepared to meet the requirements of regulation 11 of the Transfrontier Shipment of Waste Regulations 2007 which requires the Secretary of State to prepare a waste management plan containing his policies in relation to the shipment of waste for disposal.</p> <p>Any shipment of waste for which notification is required under Regulation (EC No. 1013/2006) on shipments of waste (the Community Regulation) is subject to the UK Plan.</p> <p>Additional remarks:</p> <p>Gibraltar currently exports most of its waste for recovery, treatment and disposal to Spain, the neighbouring Member State as Gibraltar does not currently have any Waste disposal or recycling plants. This is contrary to the UK Shipment of Waste Plan where it is stated that exports of waste are prohibited. Gibraltar has currently no option other than to export its waste and follows the proximity principle of Directive 2008/98/EC for waste treatment and disposal purposes at authorised facilities.</p> <p>The Gibraltar Waste Management Plan, which includes Gibraltar’s Waste Prevention Programme, was published in December 2013 as prescribed by Article 28 and Article 29 of the Waste Framework Directive (2008/98/EC). This aims to protect the environment and human health by preventing and reducing the adverse impacts of the generation and management of waste, by reducing the overall impacts of resource use. It sets out guidelines for the roles of businesses, individuals, and the Government.</p> <p>Gibraltar is in the process of updating its waste management plan as it progresses with the construction of a materials recovery facility (MRF). The principles of self-sufficiency and proximity under the Waste Framework Directive (2008/98/EC), as well as Article 11 (reuse and recycling targets) will be complied with.</p>
<p>United Kingdom (2018 – 2019)</p>	<p>The UK Plan for Shipment of Waste (the ‘UK Plan’), which entered into force on 9 August 2007 and was updated in 2012, sets out the Government’s policy on shipments of waste for disposal to and from the UK. This generally prohibits the shipment of waste between the UK and other Member States for disposal in keeping with the principles of self-sufficiency and proximity whereby waste should be disposed of in, or as close as possible to, the country of origin. The ‘UK Plan’ was</p>

prepared to meet the requirements of regulation 11 of the Transfrontier Shipment of Waste Regulations 2007 which requires the Secretary of State to prepare a waste management plan containing his policies in relation to the shipment of waste for disposal.

Any shipment of waste for which notification is required under Regulation (EC No. 1013/2006) on shipments of waste (the Community Regulation) is subject to the UK Plan.

Additional remarks:
Gibraltar currently exports most of its waste for recovery, treatment and disposal to Spain, the neighbouring Member State as Gibraltar does not currently have any Waste disposal or recycling plants. This is contrary to the UK Shipment of Waste Plan where it is stated that exports of waste are prohibited. Gibraltar has currently no option other than to export its waste and follows the proximity principle of Directive 2008/98/EC for waste treatment and disposal purposes at authorised facilities.

The Gibraltar Waste Management Plan, which includes Gibraltar's Waste Prevention Programme, was published in December 2013 as prescribed by Article 28 and Article 29 of the Waste Framework Directive (2008/98/EC). This aims to protect the environment and human health by preventing and reducing the adverse impacts of the generation and management of waste, by reducing the overall impacts of resource use. It sets out guidelines for the roles of businesses, individuals, and the Government.

Gibraltar will publish its updated waste management plan in December 2020. The principles of self-sufficiency and proximity under the Waste Framework Directive (2008/98/EC), as well as Article 11 (reuse and recycling targets) will be complied with.

The Isle of Man Government, to ensure it meets the requirements of regulation 11 of the Transfrontier Shipments of Waste Regulations, prohibits the import of waste into the Island and all exports are to the UK. The UK competent authority of destination is able to object to any shipment notified in accordance with the Community Regulations.

** Member State replies that have been translated into English.*

6.3.2 Question 2 - Information on the Measures Taken to Object Systematically to Shipments of Waste between Member States

Seven Member States responded that they have taken measures to object systematically to shipments of waste in order to implement the principles of proximity, priority for recovery and self-sufficiency across all four years of the reporting period. **15 Member States** responded that they have not taken such measures across all four years.

Among those Member States which provided information on such measures, a number reiterated or elaborated on information already supplied in response to Question 1. Among those providing further information, it is common to link measures to national treatment capacity, whether this is an availability of capacity or a lack thereof. An example of Member States giving preference to using existing national capacity is **Portugal, which** only exports hazardous waste for disposal if there are no national treatment facilities available. Meanwhile, providing an example of a measure taken due to lack of capacity, **Slovenia** immediately rejects any prospective imports of waste for landfilling.

Table 6-4: Question 2 - Information on the Measures Taken to Object Systematically to Shipments of Waste between Member States

Member State	Additional Remarks
Austria (2016-2019)	In accordance with Art. 69, 7 of the Federal Waste Management Act the import of asbestos waste for final disposal is prohibited. The restriction also covers artificial mineral fibers with asbestos like properties.
Belgium (2016)	In the Walloon Region, the authorisation for shipments of ordinary industrial waste intended for energy recovery depends on there being no available incineration capacity in the equivalent facilities in the Walloon Region (i.e. class R01). Information is not submitted for Brussels and Flanders.
Belgium (2017-2019)	The provisions have been applied but no evidence was provided for any region.
Hungary (2019)	The import of waste for disposal into Hungary is not permitted, in line with Hungary's National Waste Management Plan 2014 – 2020 which looks to minimise the quantity of waste to be disposed.
Italy (2017-2019)	For every notified shipment of waste destined for disposal, Italian authorities ask the notifier to declare why the disposal of the waste in Italy is not possible. Some other competent authorities make a survey on the existence of recovery and disposal facilities at a regional, provincial, or national level with the support of the other Italian competent authorities.
Lithuania (2017-2019)	The National Plan for Waste Management for 2014-2020 (approved by Resolution No 519 of the Government on 12.4.2002, as last amended on 20.1.2017) (hereinafter – National Waste Management Plan) indicates (the chapter related to the management of household wastes): “232.3. The shipment (import) of wastes and solid fuel recovered from wastes intended for disposal and/or energy recovery to Lithuania from other countries shall be prohibited. National Waste management plan indicates that taking into account principles of proximity and self -sufficiency “207. To ensure that facilities for energy recovery use and facilities for waste disposal dispose of waste generated in Lithuania, the restrictions on waste shipment (import) of waste destined to such facilities can be applied.”

Member State	Additional Remarks
Portugal (2016)	Portugal has, from 2008, sufficient infrastructure to allow the management of the majority of the hazardous wastes generated in the country. Accordingly, the Portuguese Environment Agency proceeds to object (since January 2009) to all waste shipments destined for disposal if it can be treated in the national “Integrated Recovery and Disposal of Hazardous Waste Centres” (CIRVER)
Portugal (2017-2018)	<p>Portugal has, from 2008, enough infrastructures to allow the management of the majority of the hazardous wastes generated in the country. Accordingly, the Portuguese Environment Agency proceeds to object (since January 2009) all waste shipments destined for disposal, if such wastes can be treated in the national “Integrated Recovery and Disposal of Hazardous Waste Centers” (CIRVER).</p> <p>Also, in February 2017, the Portuguese Environment Agency decided to object all medical waste shipments from Portugal, destined for disposal, if such wastes can be treated in the national facilities.</p>
Romania (2017-2019)	In accordance with the provisions of Article 32 of the Government Emergency Ordinance 195/2005 with subsequent amendments, the import to Romanian territory of any kind of waste for disposal is prohibited.
Slovakia (2016-2019)	<p>According to the Act No. 79/2015 Coll. on waste and as amended, Article 86</p> <p>(1) the Ministry may raise objections (Articles 11 and 12 (EC) No. 1013/2006 as amended) to notifications on the transport of waste intended for disposal and to notifications on the transport of waste intended for recovery.</p> <p>(2) if the Ministry raises objections (Articles 11 and 12 (EC) No. 1013/2006 as amended), it shall start from the binding part of the Slovak Republic’s programme.</p> <p>(3) the Ministry may prohibit the transboundary movement of waste if the notifier, recipient or person authorised to act in the name of the notifier or recipient taking part in said transboundary movement of waste has acted unlawfully</p> <p>a) pronounced guilty of committing an offence resulting from an act of unlawful transport, 144)</p> <p>b) pronounced guilty within the past three years of committing an offence resulting from another unlawful act in the field of waste management, as specified in Letter a), or</p> <p>c) convicted of a criminal act against the environment within the past three years (§ 300 through 309 of the Criminal Code).</p> <p>Slovakia also applies Article 4 (9) of the Basel Convention.</p> <p>Article 86 (3 a, b) shall enter into force on 1 January 2018.</p>
Slovenia (2016-2019)	To all the shipments of wastes, especially shipments of municipal wastes (EWC: 20 03 01), to Republic of Slovenia intended on D1 operation (deposit into or onto land) operation from Annex IIA to Directive 2006/12/EC (Annex I to Directive 2008/98/EC) its automatically objected due to lack of capacities.
Spain (2016-2018)	<p>Some Autonomous Communities are generally opposed to exporting waste destined for disposal operations unless there are no facilities to treat this waste at the place of origin or there is insufficient capacity at the facilities that do exist.</p> <p>Additional remarks:</p>

Member State	Additional Remarks
	<p>Catalonia: The Waste Agency of Catalonia is generally opposed to exporting waste destined for disposal operations, in accordance with the principles of proximity and sufficiency enshrined in legislation at Autonomous-Community, State and European level. Export is authorised for waste destined for disposal operations only if there are no facilities in Catalonia to treat the waste or their treatment capacity is insufficient.</p> <p>Castile-La Mancha: This Autonomous Community is generally opposed to imports intended for disposal, giving priority to recovery unless they are justified by the fact that the country of origin does not have this type of facility.</p> <p>Andalusia: The Directorate-General for Prevention and Environmental Quality is generally opposed to treating waste destined for disposal operations unless there are no facilities to treat this waste or there is insufficient capacity at the facilities that do exist.</p> <p>Aragon: All notifications processed in 2016 for cross-border shipments of waste destined for the Autonomous Community of Aragon were for recovery operations.</p> <p>Balearic Islands: No authorisations were given for cross-border waste shipments.</p> <p>Rioja: No notification relating to the ‘cross-border shipment’ of waste destined for disposal was received. There is no legislation at Autonomous-Community level on the matter.</p>
<p>Spain (2019)</p>	<p>As before but with additional:</p> <p>Basque Country: We have not systematically opposed the transfer, however, due to the problems generated by an accident, imports that involve the disposal of more than 51% of the imported waste in landfills have been temporarily limited.</p>
<p>United Kingdom (2016 – 2019)</p>	<p>To ensure it meets the requirements of regulation 11 of the Transfrontier Shipments of Waste Regulations, the ‘UK Plan’ provides that shipments notified in accordance with the Community Regulation that do not conform with the Government’s policies on shipments of waste for disposal to and from the UK, should not be brought into or dispatched from the UK.</p> <p>For this purpose -</p> <p>(a) a UK competent authority of destination must object to any shipment notified in accordance with the Community Regulation which that plan indicates should not be brought into the United Kingdom; and</p> <p>(b) a UK competent authority of dispatch must object to any shipment notified in accordance with the Community Regulation which that plan indicates should not be dispatched from the United Kingdom.</p> <p>Additional remarks:</p> <p>The UK Plan prohibits the shipment of waste from Member States to the UK from UK to Member States for disposal with the following exceptions for hazardous waste:</p> <ol style="list-style-type: none"> 1) In emergency situations where there is a clear risk to human health or the environment; 2) Where hazardous waste is produced such small quantities overall per year in

Member State	Additional Remarks
	<p>the UK, another Member State or an EFTA country that the provision of news specialised disposal facilities would be uneconomic;</p> <p>3) For trial runs;</p> <p>4) Between Ireland and Northern Ireland provided that all waste is generated and disposed of within either Northern Ireland or Ireland. Restricted to disposal by specially engineered landfill or incineration by land or a physico-chemical treatment that leads to either of these types of disposal.</p>

* Member State replies that have been translated into English.

6.3.3 Question 3 - Information on the Prohibition of the Import of Waste

Nine Member States responded that they have applied the provision of *Article 11 (1)(e)* regarding the prohibition of the import of waste across all four years of the reporting period. **Lithuania** stated that the provision had been applied in 2016, 2017 and 2019, but there was no response for 2018. **One Member State (Belgium)** applied the provision in 2016, but only applied it partially in 2017 and 2018 (only for the Brussels Capital region) and did not apply it in 2019.

12 Member States responded that they had not applied the provision across all years. The Netherlands likewise did not apply the provision in 2016 and 2017, but its response was missing for 2018 and 2019. **One Member State (Spain)** responded that it had not applied the provision in 2016 but had done so for the other three reporting periods.

Of those Member States which provided information on the nature of their prohibitions on import, **Malta** and **Romania** have outright prohibitions on the import of waste into their territory for disposal, while both **Croatia** and **Hungary** specify that they prohibit the import of hazardous waste, mixed municipal waste and incineration residues for disposal. **Lithuania** has prohibited the import of waste for both energy recovery and disposal, and **Slovakia** has prohibited the import of waste for disposal except where special agreements are in place.

Table 6-5: Question 3 - Information on the Prohibition of the Import of Waste

Member State	Additional Remarks
Belgium (2016)	<p>The Walloon Region has taken its own measures to limit the development of landfill sites and reduce the harmfulness of the (final) waste that has to be disposed of there.</p> <p>In this context it has banned all imports of waste destined for landfill. It can, however, still accept a certain proportion of residual waste in the context of imports destined for recovery. That residual waste is generated by recovery operations and is disposed of in landfill.</p> <p>The other regions apply the measures as prescribed by Regulation (EC) No 1013/2006.</p>
Belgium (2017-2018)	For 2017 and 2018, there is no details provided regarding measures taken besides a note that the Brussels Capital Region did not apply the provision.
Belgium (2019)	In 2019, no provision was applied.
Bulgaria (2016-2019)	The prohibition of the import of waste is laid down in Art. 98, para 1 of the Waste Management Act, promulgated in State Gazette No 53/13.07.2012, effective 13.07.2012 and states the following:

Member State	Additional Remarks
	<p>(1) Shipments of waste to the Republic of Bulgaria, destined for final disposal, shall be prohibited except in the following cases:</p> <ol style="list-style-type: none"> 1. in the case of a take-back obligation according to Articles 22 and 24 of Regulation 1013/2006; 2. upon shipment of a residue arising from the treatment of waste originating from Bulgaria to other countries, for which there are no recycling installations in Bulgaria; in such case, a new notification shall be required for the shipment of the residue 3. shipments of waste to the Republic of Bulgaria, destined for recovery, shall be prohibited if the operator of the facility where recovery is to be carried out has recovered a smaller quantity of waste of Bulgarian origin compared to the quantity of waste shipped to Bulgaria for recovery at the same facility.
Croatia (2016-2019)	<p>The import of hazardous waste, mixed municipal waste and incineration residues of mixed municipal waste for the disposal is prohibited.</p> <p>The import of mixed municipal waste for energy purposes shall be prohibited.</p>
Cyprus (2016)	<p>Cyprus had a request for the import 1,500 tonnes of Refused Derived Fuel to be forwarded to the United Kingdom. After requesting and examining various documents, the waste to be imported was Mixed Municipal Waste and the Recovery Facility that was supposed to be forwarded to, in the United Kingdom, did not exist. Therefore in accordance with article 11.a,b,h and i of the European Regulation 1013/2006/EC, we raised objections and refused to import the relevant wastes.</p>
Denmark (2016 – 2018)	<p>Paragraph 10 in the Danish Statutory Order no. 132/2014 on shipment of waste has a general prohibition on import and export of waste for disposal.</p>
Denmark (2019)	<p>Paragraph 10 in the Danish Statutory Order of shipment of waste and used electrical and electronic equipment no. 1229/2019 has a general prohibition on import and export of waste for disposal.</p>
Hungary (2016-2017)	<p>According to Paragraph 19, Section 2 of Hungary’s Act CLXXXV of 2012, import of hazardous wastes, wastes collected from households and residues arising from the incineration of household wastes (Y46, Y47) into Hungary for final disposal is banned. These principles have been applied mainly at national level, in accordance with the Hungarian regulation.</p>
Hungary (2018)	<p>According to Paragraph 19, Section 2 of Hungary’s Act CLXXXV of 2012 hazardous waste destined for disposal operations, and household waste destined for disposal and residues from the incineration of household waste may not be brought into the territory of Hungary.</p>
Lithuania (2016-2019)	<p>National waste management plan indicates (the chapter related to the management of household wastes): “232.3. The shipment (import) of wastes and solid fuel recovered from wastes intended for disposal and/or energy recovery to Lithuania from other countries shall be prohibited”. National waste management plan also indicates that taking into account principles of proximity and self –sufficiency: “207. with a view to ensure that facilities for energy recovery use and facilities for waste disposal dispose of waste generated in Lithuania, the restrictions on waste shipment (import) of waste destined to such facilities can be applied.”</p>

Member State	Additional Remarks
Malta (2016-2019)	Pursuant to Regulation 3(2) of S.L.549.65 - Waste Management (Shipments of Waste) Regulations all shipments of waste destined for disposal in Malta shall be prohibited. In view of the above, when a notification regarding a planned shipment of waste destined for disposal in Malta is submitted to the Competent Authority, the Competent Authority shall <i>ipso jure</i> object.
Poland (2016-2019)	The Regulation of the Minister of the Environment of 24 June 2008 prohibiting the import of certain types of waste with a view to their disposal (Journal of Laws of 7 July 2008, No 119, item 769) came into effect in 2008 pursuant to Article 11(1) (e) of Regulation No 1013/2006.
Romania (2016-2019)	In accordance with the provisions of Article 32 of the Government Emergency Ordinance 195/2005 with subsequent amendments, the import to Romanian territory of any kind of waste for disposal is prohibited.
Slovakia (2016)	<p>According to the Act No. 79/2015 Coll. on waste and as amended, Article 84</p> <p>(3) transboundary movement of waste from another Member State to the Slovak Republic and import of waste from a non-Member State to the Slovak Republic for the purpose of disposal is prohibited, unless otherwise determined by an international treaty to which the Slovak Republic is party.</p> <p>(5) It is prohibited to:</p> <p>a) arrange or otherwise participate in transboundary movement of waste which is contrary to the provisions of this part of the Act,</p> <p>b) transport waste or haul waste in transit on the territory of the Slovak Republic or from the territory of the Slovak Republic contrary to the provisions of this part of the Act.</p> <p>Slovakia also applies Articles 4 (1), (9) of the Basel Convention. Principles of transboundary movements of waste are in compliance with objectives given in the Waste Management Programme of the Slovak Republic.</p>
Slovakia (2017)	<p>According to the Act No. 79/2015 Coll. on waste and on amendments to certain acts as amended, Article 84</p> <p>(3) transboundary movement of waste from another Member State to the Slovak Republic and import of waste from a non-Member State to the Slovak Republic for the purpose of disposal it is prohibited, unless otherwise determined by an international treaty to which the Slovak Republic is party.</p> <p>(5) It is prohibited to:</p> <p>(a) to organize, mediate or otherwise engage in the transboundary shipment of waste in contravention of this Part of Act on Waste</p> <p>b) import/export/transit to/from/through third countries or import the waste to the territory of the Slovak Republic, transit of waste through the territory of the Slovak Republic or export of waste from the territory of the Slovak Republic contrary to this part of the law,</p> <p>(c) carry out transboundary shipment of waste in contravention of the conditions laid down in the consents to the transboundary shipment of waste under this Part of the Act.</p> <p>Slovakia also applies Articles 4 (1), (9) of the Basel Convention. Principles of transboundary movements of waste are in compliance with objectives given in the</p>

Member State	Additional Remarks
	<p>Waste Management Programme of the Slovak Republic.</p> <p>Article 84 (5) shall enter into force on 1 January 2018.</p>
<p>Slovakia (2018-2019)</p>	<p>According to the Act No. 79/2015 Coll. on waste and on amendments to certain acts as amended, Article 84</p> <p>(3) transboundary movement of waste from another Member State to the Slovak Republic and import of waste from a non-Member State to the Slovak Republic for the purpose of disposal it is prohibited, unless otherwise determined by an international treaty to which the Slovak Republic is party.</p> <p>(5) It is prohibited to:</p> <p>(a) to organize, mediate or otherwise engage in the transboundary shipment of waste in contravention of this Part of Act on Waste</p> <p>b) import/export/transit to/from/through third countries or import the waste to the territory of the Slovak Republic, transit of waste through the territory of the Slovak Republic or export of waste from the territory of the Slovak Republic contrary to this part of the law,</p> <p>(c) carry out transboundary shipment of waste in contravention of the conditions laid down in the consents to the transboundary shipment of waste under this Part of the Act.</p> <p>Slovakia also applies Articles 4 (1), (9) of the Basel Convention. Principles of transboundary movements of waste are in compliance with objectives given in the Waste Management Programme of the Slovak Republic.</p>
<p>Slovenia (2016-2019)</p>	<p>To all the shipments of wastes from all countries, especially shipments of municipal wastes (EWC: 20 03 01), to Republic of Slovenia intended on D1 operation (deposit into or onto land) operation from Annex IIA to Directive 2006/12/EC (Annex I to Directive 2008/98/EC) its automatically objected due to lack of capacities.</p>
<p>Spain (2017)</p>	<p>In Andalusia, the case of transfer file GR-003382 POLYECO_DICTECSA for the transfer of 60t of waste LER 191211 * Fluorescent lamp powder treatment, authorization was denied because the facilities of DITECSA SERVICIOS MEDIOAMBIENTALES SL do not have the appropriate technology to carry out the process of treating the dust of fluorescent lamps for the extraction of mercury and therefore Directive 2012/19 / EU, of the European Parliament and of the Council, of July 4, is not complied with, which in its article 8, point 2 , states that appropriate treatment must be carried out on waste electrical and electronic equipment, and at least the removal of all fluids and selective treatment in accordance with the provisions of its annex VII. Specifically, section 2 of this annex indicates that mercury must be removed from light discharge lamps.</p>
<p>Spain (2019)</p>	<p>Basque Country: We have not systematically opposed the transfer, however, due to the problems generated by an accident, imports that involve the disposal of more than 51% of the imported waste in landfills have been temporarily limited.</p>
<p>United Kingdom (2016-2017)</p>	<p>Shipments into the UK from Basel Parties outside the Community are subject to the duly reasoned request (DRR) procedures set out in the Community Regulation. The UK Government has provided guidance to its competent authorities to assist them in assessing duly reasoned requests. The UK considers that all countries have the capacity to dispose of their own non-hazardous waste. Where a country</p>

Member State	Additional Remarks
	<p>does not have and cannot reasonably acquire the capacity to dispose of its own hazardous waste in an environmentally sound manner or it is uneconomic for them to acquire such capacity to dispose of small quantities of waste, agreement to a (DRR) is possible and we will seek to assist other Basel parties. We will also assist in cases where an emergency situation exists.</p>
<p>United Kingdom (2018-2019)</p>	<p>Shipments into the UK from Basel Parties outside the Community are subject to the duly reasoned request (DRR) procedures set out in the Community Regulation. The UK Government has provided guidance to its competent authorities to assist them in assessing duly reasoned requests. The UK considers that all countries have the capacity to dispose of their own non-hazardous waste. Where a country does not have and cannot reasonably acquire the capacity to dispose of its own hazardous waste in an environmentally sound manner or it is uneconomic for them to acquire such capacity to dispose of small quantities of waste, agreement to a (DRR) is possible and we will seek to assist other Basel parties. We will also assist in cases where an emergency situation exists.</p> <p>The Isle of Man has prohibited the importation of waste through its Import & Export of Waste Regulations.</p>

** Member State replies that have been translated into English.*

6.3.4 Questions 4 & 5 - Information on Exceptions to the Implementation of the Principle of Proximity, Priority for Recovery and Self-sufficiency

Four Member States (Cyprus, Finland, Greece and the United Kingdom) responded that they had made requests to other Member States to apply the exception to the principles of proximity, priority for recovery and self-sufficiency, as provided for by *Article 11 (3)*, across all four years of the reporting period (i.e. to accept their hazardous waste due to it being uneconomic to build new specialised disposal installations in their own territory). **21 Member States** responded that they had not made any such request in any of the four years of the reporting period.

One Member States (Cyprus) responded that it had received requests from other Member States to accept hazardous waste under the provision of *Article 11 (3)* across all four of the reporting period, while all **22 Member States** responded that they had not received any such requests over the reporting period.

Table 6-6: Questions 4 & 5 - Information on Exceptions to the Implementation of the Principle of Proximity, Priority for Recovery and Self-sufficiency

Member State	Additional Remarks
Belgium (2016-2019)	Imports of waste destined for disposal are received from Member States that do not have the processing capacity themselves. When processing notifications, Belgium ascertains whether the processing of Belgian waste will be jeopardised. If there is insufficient processing capacity in Belgium, objections are made to the planned shipment.
Cyprus (2016-2019)	In Cyprus, for several waste streams it is not yet possible to establish treatment facilities especially because of the small quantities of waste produced each year. Therefore, Cyprus have requested and received approval in several cases for transport in other Member States.
Denmark (2018)	Denmark has one specialized treatment facility which has an environment permit and the special capability to treat hazardous wastes. Not all member states have a national facility like this and therefore, Denmark has granted a permit to accept this waste in exceptional cases, pursuant to Article 11(3).
Denmark (2019)	Denmark has two specialized treatment facility which has an environment permit and the special capability to treat hazardous wastes. Not all member states have a national facility like this, therefore, Denmark has granted permits to accept this waste in exceptional cases, pursuant to Article 11(3).
Finland (2016-2019)	Finland's national bans and restrictions concerning the export and import of waste are regulated by the Finland's Waste Act (646/2011). The criteria for waste shipments for disposal from or to Finland are in Sections 109 and 110 of the Waste Act.
Greece (2016-19)	Due to the small amounts of wastes containing PCBs / PCTs, these wastes are exported from Greece to Member States of the European Union, where they can be appropriately disposed (France and Poland). These shipments take place within the framework of a prior written notification, and consent as laid down in Regulation 1013/2006.
United Kingdom (2016-2019)	The UK and Germany agreed that waste munitions required specialised disposal only available in Germany.

* Member State replies that have been translated into English.

6.3.5 Question 10 - Information on the Member States' System for the Supervision and Control of shipments of Waste Exclusively within their Jurisdiction

All **28 Member States** responded that they have a system for the supervision and control of shipments of waste exclusively within their jurisdiction. This was the case for all four years of the reporting period, with the exceptions of **Lithuania**, which failed to respond in 2018 but responded positively for the other years, **Luxembourg**, which failed to respond in 2017 but responded positively for the other years, the **Netherlands**, which failed to respond in 2018 and 2019 but responded positively for the other years and **Ireland**, which responded positively in 2017 but failed to respond to all the other years).

It is common for Member States (e.g. **Croatia, Austria, Finland**) to implement a document-based system for tracking waste moving through their territory, whether the documents in question are consignment notes, evidence documents, notification documents, a register, reporting to the national environment agency, or other. The responses provided below give a fuller account of how different Member States approach the problem of tracking waste.

Those Member States which do not detail a tracking documentation focussed approach include **Latvia**, which only mentions its permitting regime, and **Slovenia**, which does not have a special system for the supervision and control of shipments within its territory but rather makes use of its regular system established according to requirements of Council Directive 2006/12/EC (Directive 2008/98/EC) on waste and Council Directive 91/689/EEC on hazardous waste.

Table 6-7: Question 10 - Information on the Member States' System for the Supervision and Control of shipments of Waste Exclusively within their Jurisdiction

Member State	Additional Remarks
Austria (2016-2019)	<p>Any transfer of hazardous waste is documented by a way-bill system The data are registered in a data base. The way-bill has to accompany the transport of the waste too.</p> <p>For non-hazardous waste a document with the information of sender, recipient and type of waste has to accompany the transport.</p> <p>Each collector has to provide a yearly balance of wastes accepted, treated and handed over to other entities.</p>
Bulgaria (2016-2019)	<p>There is a tracking system for the supervision of shipments of hazardous wastes within the territory of Bulgaria. Art. 29, para 5 of the Waste Management Act, prom. SG No 53/13.07.2012, effective 13.07.2012, states:</p> <p>Art. 29 (5) Whenever hazardous waste is transferred within the territory of the Republic of Bulgaria, it shall be accompanied by an identification document in standard format laid down in the <i>Ordinance No 2 on the procedure and formats, used to submit information on waste activities and on the procedure for keeping a public register of the issued permits</i>. The document may be in electronic form and contain the data set out in Annex IB to Regulation (EU) No 1013/2006.</p> <p>Further requirements are laid down in Art. 12 of the mentioned ordinance and state that the identification document has to accompany each shipment of hazardous waste from the point of dispatch to the receiving facility. For verification of the information on the identification document it has to be signed by the person who hands over the waste, by the carrier and by the consignee. On acceptance of the waste, the consignee has the obligation to notify the competent authorities (environmental inspectorates) responsible for the territory of dispatch and consignment.</p>
Croatia	According ASWM and Ordinance on waste management (OG No. 23/14, 51/14,

(2016-2019)	<p>121/15, 132/15) each transfer of waste from the producer to the final recovery and disposal is organised in a way that the legal or natural person carrying out the activities of production, holding, collection, transport, mediation, storage, treatment, recovery or disposal, for each waste type (according to EWC) is obliged to keep a register of waste generation and flow.</p> <p>This register consists of two parts: the register form and consignment notes for an individual waste type in the current year.</p> <p>The register form can be kept in a written and/or electronic form and must contain specified data on waste and transfer of waste.</p> <p>Data from the register form, according to Ordinance on the environmental pollution register (OG No. 87/15), are registered through Environmental Pollution Register which contains data about release of pollutants into the air, water and/or sea and soil including the transfer of waste.</p> <p>Original form of consignment note for hazardous waste is sent to Croatian Agency for Environment and Nature (CAEN) and in the case of non-hazardous waste to competent county office or competent office in the City of Zagreb.</p> <p>All parties involved in the transfer of waste receive one copy of the consignment note.</p> <p>Additional control tools are different databases that have been established and maintained by the CAEN and which contain data related to transboundary shipment of waste.</p> <p>Environmental Pollution Register contains data about release of pollutants into the air, water and/or sea and soil and transfer of waste. Database contains detailed data about generation, transport, collection recovery and disposal of waste.</p> <p>Waste Management Permits Register database contains information and documents on waste management permits (for hazardous, non-hazardous and municipal waste), certificates of registration in the Register of waste carriers, mediators and exporters of non-hazardous waste for recovery.</p> <p>Databases and annual reports on transboundary shipments are available on the CAEN Internet site (http://www.azo.hr).</p>
Czech Republic (2016-2019)	<p>Domestically transported hazardous waste in the Czech Republic are accompanied by the document "An evidence of the shipment of hazardous waste within the Czechia" containing the waste code, an indication of the amount, information about the consignor and recipient, place of loading and unloading, producer and carriers. Municipalities with extended jurisdiction of the place in the initiation and completion of transport are informed of the start and completion of the transport through the copies of the document (Act on Waste No. 185/2001 Coll., § 40, Decree of the Ministry of the Environment No. 383/2001 Coll. on particularities of Waste Management, § 25, Annex No. 26).</p>
Denmark (2016-2018)	<p>The Danish Data System (ADS) includes an obligation for collectors and treaters of all waste including hazardous waste to report the amount, type of waste and treatment to the Danish EPA.</p>
Denmark (2019)	<p>The Danish Waste Data System (ADS) includes an obligation for Danish collectors and Danish treatment facilities of all waste including hazardous waste to report the amount, type of waste and treatment to the Danish EPA at least once a year. Further to this obligation wastes under EPR like e.g., WEEE and ELV shall also be reported to the Danish Producer Responsibility System (DPA-system). Wastes covered by</p>

	<p>Article 4 (PIC) are also in a separate system which is used for supervision and control. The Danish EPA is working on a solution where the systems or information can be gathered in one system within the EPA.</p> <p>Furthermore, Denmark works together with Customs control and occasionally receives relevant data from their systems</p>
Finland (2016-2019)	<p>The waste shipments in Finland have been carried out based on Section 109 (1) and (3) of the Waste Act:</p> <p>1) Finland lacks the required technical or financial resources or the necessary facilities for disposing of the waste in an acceptable manner.</p> <p>3) the waste will be disposed of in a manner that, in terms of environmental protection, would be acceptable in Finland and that, in terms of cost, is significantly cheaper than disposal in Finland.</p> <p>Finland has annually imported waste for final disposal from other Member States (see the Basel report). A prior written notification and consent has been given for each case according to Waste Shipment Regulation article 3. Referral of the matter to the Commission has not been asked.</p>
Germany (2016-19)	<p>The German system is coherent to the Titles II and VII of the Regulation: (German) Circular Economy Act in particular Articles 49 – 55 in connection with the Ordinance on Waste Recovery and Disposal Records.</p> <p>For hazardous waste, the competent authority decides about the permissibility of the planned waste management based on data delivered from the waste generator and a Declaration of Acceptance from the facility foreseen to be responsible for the waste management (Entsorgungsnachweis - Waste Recovery and Disposal Record). The decision is valid not longer than 5 years. After this decision each single waste transport has to be documented by a consignment note (Begleitschein). The consignment note also shall be submitted to the competent authorities and all parties involved shall keep and use registries.</p> <p>All documents mentioned above shall be kept for at least 3 years. The system works completely electronically including digital signature.</p> <p>For non-hazardous waste the treatment facilities are required to keep and use electronic registries.</p> <p>The parties involved (generator, operators of treatment facility etc.) shall provide information to persons commissioned by the supervisory authority, and shall allow entering premises, including offices and shops, to inspect documents and to conduct technical investigations and tests.</p> <p>For the cooperation between the Federal States and with the Federal authorities there is a permanent working group both on ministerial and subordinate level.</p> <p>There are national statistics about waste management (Waste types, amounts, kind of treatment) and about inadmissible handling of hazardous wastes (number of sentences, level of punishment)</p>
Greece (2016-2019)	<p>According to national legislation, companies that wish to perform collection and transport of waste shall hold the relevant permits. For collection and transport of non-hazardous waste, these permits are issued by the competent regional authorities, within the jurisdiction of which the collection and transport is performed. For collection and transport of hazardous waste and specific waste streams (batteries and accumulators, waste oils, waste from healthcare units) within more than one region of</p>

	<p>the country the permits are issued by the Ministry of Environment Energy and Climate Change.</p> <p>Joint Ministerial Decision 13588/725/2006 introduces a <i>supervision and control system</i> similar to the system provided for in Regulation 1013/2006. The company that performs collection and transport of hazardous waste shall complete a standard document, known as «recognition document», which is similar to the movement document of Annex IB of the Regulation. This document accompanies the shipment from the facility of the producer until the facility of the consignee. This document is issued by the collectors or the Producer Responsibility Organisations (in case of collection and transport of specific hazardous waste streams), and includes information relevant to the waste to be collected and transported (quantity, composition, classification etc.), the carrier, the waste producer, the point of origin etc. The waste treatment facility certifies the acceptance and treatment of the waste received.</p>
Ireland (2017)	Internal waste movements are tracked using a permitting system co-ordinated by the national permitting office. Internal hazardous movements are tracked separately using an online tracking system maintained by Dublin City Council.
Ireland (2019)	Internal waste movements are tracked using a permitting system co-ordinated by the national permitting office. Internal hazardous movements are tracked separately using an online tracking system maintained by Dublin City Council.
Latvia (2016-2019)	For waste transportation within Latvia waste management permits are needed. The regeneration/disposal of waste is allowed only at authorised facilities, which have received relevant permits for polluting activity.
Lithuania (2016-2019)	<p>According to the article 17 of the Law on Waste Management, shipments of hazardous wastes have to be arranged according to the requirements of laws of the Republic of Lithuania, EU laws and international agreements.</p> <p>When transporting hazardous waste within the territory of the Republic of Lithuania, it shall be required to have an accompanying letter for hazardous waste (hereinafter - Accompanying Letter) which is attached as an annex to the bill of lading. Form and requirements for the Accompanying letter are determined by the Rules of Waste Management adopted by the Order of Minister of Environment No 217 (hereinafter - Rules). The requirements for bills of lading are provided for in the Road Transport Code of the Republic of Lithuania. The form of the Accompanying Letter is provided in Annex No. 7 to the Rules and the instructions on its completion are given in Annex No. 8 to the Rules.</p> <p>The shipper of hazardous waste shall be any person organising the transportation of hazardous waste. The shipper of hazardous waste shall be the holder of hazardous waste, the collector of hazardous waste, the transporter of hazardous waste, the recipient of hazardous waste or the broker organising the transportation of waste.</p> <p>For each shipment of hazardous waste, the Accompanying Letter shall be filled in separately. In the event that the shipper, the transporter and the recipient of hazardous waste are different undertakings, four copies of the Accompanying Letter shall be filled in. If the shipper and the transporter of hazardous waste or the transporter and the recipient of hazardous waste is the same undertaking, three copies of the Accompanying Letter shall be filled in. If the shipper, the transporter and the recipient of hazardous waste is the same undertaking, one copy of the Accompanying Letter shall be filled in.</p>

	<p>The shipper of hazardous waste shall keep one copy of the Accompanying Letter completed by the shipper, the holder and the transporter of hazardous waste together with other hazardous waste management documents. The transporter of hazardous waste shall hand over the remaining copies of the Accompanying Letter completed by the sender, the holder and the transporter of hazardous waste together with waste to the recipient of hazardous waste. Having completed the respective boxes in all the copies of the Accompanying Letter handed over to him, the recipient of hazardous waste shall keep one copy of the Accompanying Letter together with other hazardous waste management documents. The recipient of hazardous waste shall, within five working days after the acceptance of the waste, hand over or send by post or fax one copy of the Accompanying Letter to both the shipper of hazardous waste and the transporter of hazardous waste.</p> <p>In such cases where the waste holder is not the shipper of waste, he shall have a copy of the Accompanying Letter completed by the shipper, the transporter and the recipient of waste.</p> <p>Having handed over the waste received from the shipper and stored to the final waste manager (the recipient who carries out waste treatment operations R1–R11 and D1–D13) and having received the copy of the Accompanying Letter completed by the final waste manager, the recipient of waste carrying out waste management operations R13 and D14–D15 shall immediately submit a copy of it to the shipper of waste whose waste was accepted for waste management operations R13 and D14–D15.</p> <p>The transport and the recipient of hazardous waste shall have no right to accept hazardous waste if they do not receive the Accompanying Letter or if they receive an uncompleted Accompanying Letter, or if it is determined that the information provided for in the Accompanying Letter is incorrect or inaccurate, except for the cases where hazardous waste is accepted from natural persons.</p> <p>In case it is determined at the time of acceptance of hazardous waste that the properties of the delivered waste do not conform to the data provided in the Accompanying Letter, the recipient of hazardous waste shall issue a document signed by the recipient and the transporter of hazardous waste and shall inform, no later than on the next working day, the shipper of hazardous waste and the regional environmental protection department within the territory of which the shipper of hazardous waste is located about this.</p> <p>The decision regarding the acceptance or non-acceptance of hazardous waste shall be made by the recipient of hazardous waste. In case the recipient of hazardous waste does not accept the waste, the shipper shall accept the returned waste and manage it in the manner prescribed by law, after having notified the respective regional environmental protection department thereof.</p> <p>The shipper, the holder, the transporter and the recipient of hazardous waste shall ensure that the information provided by them in the copies of the Accompanying Letter is identical, clearly legible and correct.</p> <p>When hazardous waste is transported (exported) from or transported (imported) into or transported in transit through the territory of the Republic of Lithuania, the Accompanying Letter shall not be completed. Natural persons who transport hazardous waste generated in their households shall not be required to complete the Accompanying Letter.</p>
<p>Poland (2016-2019)</p>	<p>The Waste Act of 14 December 2012 (Journal of Laws of 8 January 2016, No 21, as amended) ('the Waste Act') lays down rules on the management of waste.</p> <p>In Poland, the Environmental Protection Inspectorate monitors compliance with</p>

	<p>waste management requirements.</p> <p>Pursuant to Article 49 of the Waste Act, the Provincial Marshal keeps a register of operators who introduce products and packed products and who manage waste. The register forms an integral part of the database on products and packaging and waste management.</p> <p>Pursuant to Article 50(1), point 5b, of the Waste Act, the Provincial Marshal makes entries in the register at the request of undertakings transporting waste. Only operators entered in the register may perform waste transport activities. The entry in the register includes the codes and names of the types of waste transported.</p> <p>Pursuant to Article 51(2), point 4, of the Waste Act, undertakings transporting waste that they themselves have generated are not required to be entered in the register.</p> <p>Pursuant to Article 53(3) of the Waste Act, foreign undertakings engaged in activities relating to waste transport must submit a request for entry in the register:</p> <ol style="list-style-type: none"> 1) through a person authorised to represent them, pursuant to Article 87 of the Freedom of Business Activity Act of 2 July 2004, to the Marshal of the Province competent from the point of view of the branch office's location, where the undertaking has a branch office in Poland; 2) direct to the Marshal of Mazowiecki Province, where the undertaking does not have a branch office in Poland. <p>Pursuant to Article 54(1) of the Waste Act, when making entries in the register the Provincial Marshal allocates each operator an individual registration number. Pursuant to Article 24(5) of the Waste Act, a waste transport undertaking providing a waste transport service must mark its individual registration number on documents relating to this service.</p> <p>Pursuant to Article 234 of the Waste Act, the register is to be established within 36 months of the date on which the above Act comes into force. Operators which are under an obligation to submit a request for entry in the register are required to submit that request within 6 months of the date on which the register was set up.</p> <p>Pursuant to Article 233 of the Waste Act, authorisations to transport waste that are issued on the basis of earlier provisions retain the period of validity for which they were issued but not for longer than the expiry of the date for submitting the request for entry in the register or the date of entry in that register, where the entry was made at an earlier time. Until such time as the register is set up, waste transport undertakings are obliged to obtain authorisation for the transport of waste on the basis of earlier provisions.</p> <p>The earlier provisions referred to above are the Waste Act of 27 April 2001 which required waste holders engaged in the collection or transport of waste to have authorisation to do so. The authorisation was issued by the 'Starosta' (the head of the local administration in Poland). The authorisation was issued by the 'Starosta' (the head of the local administration in Poland).</p> <p>At the same time, the old register is still kept by the 'Starosta' in accordance with Article 33(5) of the Waste Act of 27 April 2001.</p> <p>The Road Transport Inspectorate verifies road transport compliance, including the transport of waste within the country.</p>
<p>Slovakia (2016)</p>	<p>The shipments of waste within the Slovak territory is regulated by certain Articles of the national Act No. 79/2015 Coll. on waste and on amendments to certain acts as amended, Article 26 - Obligations relating to the transport of hazardous waste within</p>

the territory of the Slovak Republic

(1) Anyone who has entered a contract with a carrier which has as its object the transport of hazardous waste [§ 610 through 629 and § 638 through 641 of the Commercial Code (and § 765 through 771)] or undertakes the transport of hazardous waste using his or her own means of transport (hereinafter the “hazardous waste consignor”) shall

a) ensure that hazardous waste is transported in compliance with this Act and, if a permit is required for the transport of hazardous waste under § 97(1)f), in compliance with this permit,

b) use for the transport of hazardous waste only such means of transport that conform to the provisions of international agreements on the transport of dangerous goods [European Agreement concerning the International Carriage of Dangerous Goods by Road (ADR) (Implementing Decree of the Minister of Foreign Affairs No 64/1987) as amended.

Convention concerning International Carriage by Rail (COTIF) (Implementing Decree of the Minister of Foreign Affairs No 8/1985)]; if not undertaken by himself or herself, ensure that the transport is undertaken by a carrier authorised under specific regulations (For example Act No 513/2009 on railroads and on amendments to certain acts, Act No 56/2012 on road transport, as amended).

(2) The hazardous waste consignor and the person to whom the hazardous waste is consigned (hereinafter the “hazardous waste consignee”) shall

a) keep and retain records of the hazardous waste transported,

b) report the required information from the records under a) to the district office competent according to the place where the hazardous waste is loaded and the place where it is unloaded; if the permit for the transport of hazardous waste has been granted by the district office in the regional capital, this information shall also be reported to this office,

c) enable state waste management system supervisory authorities (§ 112) to inspect the waste management practices in the course of transport; at their request, present the relevant documentation (for example Act No 56/2012 Coll. as amended) and provide true and complete information relating to the waste management system,

d) carry out any remedial measures imposed by state waste management system supervisory authorities [§ 116 (3)].

(3) When transporting hazardous waste, the hazardous waste consignors, hazardous waste consignees and carriers shall sign the hazardous waste accompanying sheet.

(4) Hazardous waste consignors shall send a photocopy of the hazardous waste accompanying sheet to the district office competent according to the place where the hazardous waste is loaded and the place where it is unloaded; if the permit for the transport of hazardous waste has been granted by the district office in the regional capital, the photocopy shall also be sent to this office.

(5) Hazardous waste consignees shall send the hazardous waste accompanying sheet signed in accordance with paragraph 3 to the hazardous waste consignor, the district office competent according to the place where the hazardous waste is loaded and the place where it is unloaded; if the permit for the transport of hazardous waste has been granted by the district office in the regional capital, the accompanying sheet shall also be sent to this office.

(2016) (6) The obligations referred to in paragraph 2b) and paragraphs 3 through 5 shall not apply to the transport of end-of-life vehicles from the place of collection of

	<p>end-of-life vehicles or a designated parking area to a processor of end-of-life vehicles.</p> <p>Addition in (2017-2019): (6) Carrier of waste, nor consignor nor consignee of hazardous waste, is obliged to keep documents accompanying the hazardous waste.</p> <p>(2017) Article 26 (6) shall enter into force on 1 January 2018.</p>
<p>Slovenia (2016-2019)</p>	<p>No special system for supervision and control of shipments within the territory of Republic of Slovenia is established. It is a part of regular system established according to requirements of Council Directive 2006/12/EC (Directive 2008/98/EC) on waste and Council Directive 91/689/EEC on hazardous waste.</p>
<p>Spain * (2016 – 2019)</p>	<p>As regards the application of this Regulation to shipments solely within the Member State (Article 33), the point made in the first paragraph of this report should be reiterated: Pursuant to Article 12 of Law 22/2011 of 28 July 2011 on Waste and Contaminated Soil and the Fourth Additional Provision of Royal Decree No 180/2015 of 13 March 2015 regulating the shipment of waste within the territory of the State, the Autonomous Communities are responsible for authorising and processing these shipments when they are made between the Autonomous Communities or with an EU Member State. It is MAPAMA's responsibility when shipments are made with third countries.</p> <p>Accordingly, it is the Autonomous Communities that set up the systems for the supervision and control of shipments of waste within Spain.</p> <p>The following Autonomous Communities indicated that there is a supervision and control system for shipments of waste within their jurisdictions: Aragon, Asturias, Cantabria, Castile-La Mancha, Catalonia, Extremadura, Galicia, Rioja, Madrid, Murcia and Navarre.</p> <p>There is Spanish legislation that applies within Spain in addition to Regulation (EC) No 1013/2006 on waste shipments. The State lays down the basic provisions on responsibility, supervision, inspection, control and the penalty system under Title VII of Law 22/2011, specifically in Articles 42, 43 and 44. It also established rules on these issues by means of Royal Decree 180/2015 regulating the shipment of waste within the territory of the State. Some Autonomous Communities also established rules governing these issues. In this connection, please find below specific information provided by some of the Autonomous Communities.</p> <p>a) Cantabria</p> <p>The shipments of waste within our jurisdiction are controlled through the implementation of Royal Decree 180/2015 of 13 March 2015 regulating the shipment of waste within the territory of the State. In the Autonomous Community of Cantabria, this Royal Decree applies to both inter-Community shipments (between Cantabria and another Autonomous Community) and intra-Community shipments (within the Autonomous Community of Cantabria).</p> <p>RIOJA: There is no legislation at Autonomous-Community level for this matter in Rioja. We apply Regulation (EC) No 1013/2006 of the European Parliament and of the Council on shipments of waste. As part of the European project IBERETER under the SUDOE IVB programme, the Directorate-General for Environmental Quality developed an IT programme that allows waste shipment communications to be done online.</p> <p>Control and supervision are included in Rioja's Inspection Programme.</p> <p>b) Extremadura</p>

	<p>First, Law 22/2011 of 28 July 2011 on Waste and Contaminated Soil lays down the legal arrangements for waste shipments within Spain, subsequently implemented by Royal Decree 180/2015 of 13 March 2015. Shipments of waste into and out of Spain are regulated in accordance with Regulation (EC) No 1013/2006. A new requirement was introduced by Law 20/2011, whereby those who organise waste shipments must submit information on non-dangerous waste for statistical and control purposes. Finally, Title VII of Law 22/2011 regulates responsibility, supervision, inspection and control and the penalty system.</p> <p>c) Madrid</p> <p>In 2016 the Autonomous Community of Madrid applied the system laid down in Law 22/2011 of 28 July 2011 on Waste and Contaminated Soil, Law 5/2003 of 20 March 2003 on Waste in the Autonomous Community of Madrid, the Regulation approved by Royal Decree 833/1988 of 20 July 1988 and Royal Decree 180/2015 of 13 March 2015.</p> <p>d) Navarre</p> <p>The system covers the control of movements carried out, regular inspections on companies making cross-border shipments of waste, annual reports on waste management and, if necessary, penalties for illegal shipments applied by the Legal Service.</p> <p>e) Aragon</p> <p>For the supervision and control of shipments of waste exclusively within the Autonomous Community of Aragon, the system established in Royal Decree 180/2015 of 13 March 2015 regulating the transfer of waste within the territory of the State applies.</p> <p>f) Castile and Leon</p> <p>For movements of waste carried out exclusively within the territory of this Autonomous Community, the system of supervision and control established in Royal Decree 180/2015 of 13 March 2015 regulating the transfer of waste within the territory of the State applies.</p>
Sweden (2016-2017)	Individuals that transport waste within Swedish borders must have permission to do so or, in some cases, at least be registered. There are rules that says that those who transport hazardous waste within the nation must establish special transport documents.
Sweden (2018)	If you want to transport waste within Swedish borders you have to have permission for this or, for some cases, at least be registered. There are rules that says that those who transport waste within the nation must establish special transport documents. From November 2020 Sweden has implemented a national digital system for national transports of hazardous wastes. You also have to report some of the transboundary movements in that system as well.
United Kingdom (2016-2017)	Movements of hazardous waste within England and Wales are subject to separate tracking and movement controls. Transfers of hazardous waste should be accompanied by a transfer note including all the relevant information from Annex 1B of the WSR. Similar controls also apply in Scotland, Northern Ireland and Gibraltar.
United Kingdom (2018-2019)	Movements of hazardous waste within England and Wales are subject to separate tracking and movement controls. Transfers of hazardous waste should be accompanied by a transfer note including all the relevant information from Annex 1B

of the WSR. Similar controls also apply in Scotland, Northern Ireland and Gibraltar.
 Similar controls apply for shipments of waste from the Isle of Man to the UK.

* Member State replies that have been translated into English.

6.3.6 Question 11 - Information on Penalties Imposed for Illegal Shipments of Waste

As part of Question 11, Member States are asked to provide details on how illegal shipments of waste are penalised under national legislation. **13 Member States** provided details of the penalties that can be issued under their national laws. Of these, **12 Member States** provided details of financial penalties (**Belgium, Croatia, Czech Republic, Estonia, France, Ireland, Italy, Latvia, Malta, Poland, Slovakia and Slovenia**) and **seven Member States** provided details of prison sentences (**Belgium, Croatia, Estonia, France, Germany, Italy, and Malta**). There do not appear to have been significant changes since the previous reporting period in the penalties imposed.

The highest level of financial penalty reported remains the same as in the 2013–2015 reporting period, that being **Czech Republic's** ~€2 million fine, which can apply to both natural persons and legal entities. The longest prison sentence mentioned also remains the same, this being **Germany's** sentence of 10 years imprisonment for causing grave environmental damage. Just as in 2013–2015, a two year sentence is a common penalty, with **Finland, France, Italy and Malta** all mentioning terms of this length.

Nine Member States did not provide details of penalties but rather referred to relevant national legislation (**Austria, Bulgaria, Finland, Greece, Lithuania, Luxembourg, Portugal, Romania, and Spain**). Meanwhile, **Denmark** stated that national levels for fines are established for the most common violations and **the Netherlands** stated that the size of penalties depends on the specific circumstances of the violation. Lastly, **four Member States** made no reference to penalties (**Cyprus, Hungary, Sweden and the United Kingdom**).

Further information on the range of financial penalties and prison sentences imposed for illegal shipments of waste can be found in Table 6-8.

Table 6-8: Question 11 - Information on Illegal Shipments of Waste

Member State	Additional Remarks
Austria (2016-2019)	Corresponding penal provisions can be found in the Waste Management Act 2002 See Art. 79,1, 15a and 15b, Art.79, 2 ,18 to 23 and Art. 79, 3, 13 to 16 for administrative penalties and the Penal Code 1974 (BGBl. 60/1974 as amended: Art. 181 b and 181c) for penalties for criminal intent.
Belgium (2016-2019)	<p>a) Flemish Region</p> <p>Decree on the sustainable management of material cycles and waste</p> <p>The Flemish Government may prohibit or issue regulations governing the import and export of waste.</p> <p>It may take any measures concerning imports and exports of waste that are necessary to implement Regulation (EC) No 1013/2006 of the European Parliament and of the Council of 14 June 2006 on shipments of waste and the Convention on the Control of Transboundary Movements of Hazardous Wastes and their Disposal, signed in Basel on 22 March 1989. For this purpose, it may, among other things:</p> <ol style="list-style-type: none"> 1. Make all imports or exports of waste falling within the scope of Regulation (EC) No 1013/2006 subject to the provision of a bank guarantee, deposit or equivalent financial security to cover the costs of transport and disposal or recovery, as provided for in Article 6 of Regulation (EC) No 1013/2006;

2. For imports or exports of waste, charge the notifier a fee to cover the administrative costs of implementing the notification and monitoring procedure and require payment of the usual costs of appropriate analyses and inspections, as provided for in Article 29 of Regulation (EC) No 1013/2006.

Transboundary shipments of waste in contravention of the provisions of the Regulation referred to in paragraph 2 or provisions laid down pursuant to paragraph 1 or 2 are prohibited.

By way of derogation from the Regulation referred to in paragraph 2, the Public Waste Agency of Flanders (OVAM) may limit the import of waste intended for waste incineration plants designated for waste recovery if such imports would result in waste generated in the Flemish Region having to be disposed of or waste having to be processed in a manner which does not comply with the implementation plans referred to in Article 18.

Decree of 5 April 1995 containing general provisions on environmental policy

In general, and in particular (as regards penalties):

Article 16(6)(3)

Whosoever intentionally dumps, manages or transfers waste in violation of the legal requirements or in violation of a licence shall be liable to a prison sentence of between one month and five years and/or a fine of between EUR 100 and EUR 500 000.

Whosoever, through negligence or carelessness, dumps, manages or transfers waste in violation of the legal requirements or in violation of a licence shall be liable to a prison sentence of between one month and three years and/or a fine of between EUR 100 and EUR 350 000.

b) Walloon Region

Decree of 27 June 1996 on waste (mainly Article 23)

19 July 2007 - Decree of the Walloon Government on the shipment of waste (M.B. 27.07.2007)

Decree of 27 May 2004 on Book 1 of the Environmental Code and in particular the Decree on investigating, detecting, prosecuting and sanctioning offences and on environmental remedial measures

5 December 2008 - Decree of the Walloon Government inserting a part VIII in the regulatory part of Book 1 of the Environmental Code (M.B. 27.01.2009)

In particular the following provisions (NB: this list is not exhaustive):

General

Decree of 27 June 1996 on waste

CHAPTER IV - Waste shipments

Article 23 1. Shipments of waste within, into or out of the Walloon Region are carried out in such a manner as to reduce as far as possible any risks to the environment or human health and to permit recovery and disposal of waste in accordance with the provisions of this decree and of the legislation of the states and regions involved.

To this end the Government may in particular:

1. require shipments to be declared or authorised;
2. prohibit generally or partially or raise objections to shipments of waste, in particular if they do not comply with the plans referred to in Chapter V;
3. require that special signs be attached to vehicles transporting waste;

4. make the shipment of waste subject to the provision of a financial guarantee intended to cover the costs of transport, recovery and disposal, in particular if the shipment proves impossible or the waste is returned to the dispatcher;
5. charge producers or holders of waste a fee to cover the administrative costs of implementing the notification and monitoring procedure and the usual costs of analyses and inspections;
6. in general terms, take all measures necessary to implement Council Regulation (EEC) No 259/93 of 1 February 1993 on the supervision and control of shipments of waste within, into and out of the European Community [and of Regulation (EC) No 1013/2006 of the European Parliament and of the Council of 14 June 2006 on shipments of waste] and of the Convention on the Control of Transboundary Movements of Hazardous Wastes and their Disposal, signed in Basel on 22 March 1989 and approved by the Act of 6 August 1993.

[Decree 22.03.2007]

Plus the implementing decree in its entirety.

Penalties and penal provisions

Decree of 27 June 1996 on waste

Article 51 - Whosoever contravenes Articles 3(1) and (2), 6, 7(1), (2) and (5), 8, 10, 14, 19(3) and 23 of this Decree or the provisions for its implementation is guilty of an offence of the second category within the meaning of part VIII of the decree section of Book 1 of the Environmental Code.

Decree of 27 May 2004 on Book 1 of the Environmental Code

Article D151(1) Offences of the second category are punishable by imprisonment of between eight days and three years and/or a fine of no less than EUR 100 and no more than EUR 1 000 000.

Investigations

Decree of 27 May 2004 on Book 1 of the Environmental Code

[CHAPTER II. - Investigations] [Decree 05.06.2008]

[Article D144. The Government may adopt measures concerning the inspection of all or certain categories of installations and activities covered by the legislation referred to in Article D138.]

[Decree 05.06.2008]

[Article D145. In the exercise of their duties and without prejudice to their inspection responsibilities laid down elsewhere, officers may enter, at any time, installations, premises, sites and other places, except those which constitute a private home within the meaning of Article 15 of the Constitution.

In the case of private homes within the meaning of Article 15 of the Constitution, officers may enter with the prior authorisation of an examining magistrate.]

[Decree 05.06.2008]

Article D146. In order to carry out their mission, officers may:

1. carry out any examination, inspection or research and collect any information necessary to ensure that the provisions referred to in Article D138, paragraph 1, are respected, in particular:

- a) question any person on any issue of use for monitoring purposes;

b) have access on the spot to or examine any document of any kind which may help them carry out their mission, by taking a photographic or other copy thereof or removing it against issue of a receipt;

c) check the identity of any offender;

2. take samples in accordance with the procedures laid down by the Government;

3. have analyses carried out in accordance with the rules laid down under Article D147. If a sample is taken for analysis, the offender must immediately be informed that he may have a counter-analysis carried out, at his own cost. If the analysis report reveals that an offence has been committed, an official report is drawn up in accordance with Article D141;

4. stop vehicles used for transport and check their loads;

5. take any measure necessary to preserve evidence and, in particular, for a period not exceeding seventy-two hours:

a) prohibit the movement of objects or seal establishments or installations likely to have been used for the commission of an offence;

b) stop, immobilise or seal means of transport and other items likely to have been used for the commission of an offence;

6. in the presence of the party concerned or the latter having been duly invited, test or have tested by accredited persons, laboratories or public and private bodies machines and appliances likely to contravene the provisions referred to in Article D138(1);

7. be accompanied by technical experts;

8. institute administrative policy measures allowing them to withdraw from circulation objects which may constitute a source of environmental damage;

9. without prejudice to Article D145 accompany those objects to the premises to which they were intended to be transported and place them under sequestration.

c) Brussels Capital Region

The penalties that apply in the Brussels Capital Region are based on the following regional provisions:

Order of 7 March 1991 on the prevention and management of waste (until 7 July 2012) and the implementing decrees pertaining thereto:

Article 8: Under this Article, it is prohibited to dump waste in any public or private place other than the sites provided for this purpose by the competent administrative authority or in violation of the regulatory provisions relating to the disposal of waste.

Article 10: Under this Article, every producer or holder of waste must dispose of it or have it disposed of in an environmentally friendly manner in accordance with this Order in order to limit the negative consequences for the soil, flora and fauna, air and water and without harming the environment or putting human health at risk.

Article 13(4): Under this Article, the Executive may introduce a notification, registration, recognition or licensing requirement for persons it designates who – for whatever reason – produce, collect, transport, dispose of, buy, sell or hold waste.

Article 18: Under this Article, the Executive adopts the necessary measures with a view to implementing the European Directives on waste and toxic and hazardous waste and with a view to meeting the obligations arising from the entry into force in national law of the Basel Convention on the Control of Transboundary Movements of Hazardous Wastes and their Disposal.

Article 20: Under this Article, information must be made available to the Institute at the Institute's request where the individual details in question are indispensable.

Articles 22 to 29: These Articles state the criminal penalties for the specified infringements of the Waste Order.

Order of 14 June 2012 on waste (as of 7 July 2012) and the implementing decrees pertaining thereto:

Article 17: Waste management may not put human health at risk or have any negative consequences for the environment.

Article 18: It is prohibited to dump waste in any public or private place other than the sites provided for this purpose by the competent administrative authority or in violation of the provisions relating to the management of waste.

Article 23(2): Those who collect and transport waste shall deliver the collected and transported waste to authorised processing facilities.

Article 28: The production, collection and transport of hazardous waste, and its storage and processing, must take place in conditions which protect the environment and human health and ensure the traceability of the waste.

Article 35: The Government shall take the measures necessary to ensure implementation of Regulation (EC) No 1013/2006, the Convention on the Control of Transboundary Movements of Hazardous Wastes and their Disposal signed in Basel and any other measure relating to the transport or shipment of waste arising from international agreements, and in particular the EU Treaties.

Article 56: The Government may approve any measure necessary to transpose and implement provisions regarding waste, in particular provisions regarding certain types of waste, the transport and shipment of waste, and arrangements for and methods of waste prevention and management which arise from international agreements, and in particular the EU Treaties.

Article 39: The Government shall make the following subject to accreditation or registration: waste collectors, if collection is not part of the operation of a classified establishment for which the waste collectors hold an environmental licence or declaration; waste transporters; traders in waste; waste brokers; any persons designated by the Government.

Articles 48 to 55. These Articles state the criminal penalties for the specified infringements of the Waste Order.

Order of 25 March 1999 on the investigation, identification, prosecution and punishment of environmental offences

Articles 32 and 33: These Articles state the criminal penalties for the specified infringements of the Waste Order.

(Change in 2017-2019)

c) Brussels Capital Region

The main legal instrument to prevent illegal shipment is put in place by a new decree. As a result of this Waste management decree of the 1st of December 2016, every collector, dealer, broker and manager of a waste treatment plant is obliged to follow a comprehensive training course on waste management (including waste shipment). This training is organized from 2018 onwards.

The legal instruments to detect and penalise illegal shipment are the waste ordinance of 14th of June 2012 and the Inspection Code (Ordinance of the 8th of May 2014).

	<p>These ordinances define an offence as each offence determined by the European regulations, national laws and regional ordinances enumerated in the Inspection Code, as well as an offence provided by the Inspection Code itself.</p> <p>The prescribed offences are criminal offences. When there is no criminal prosecution, automatically a procedure of administrative prosecuting is started with administrative sanctions (such as an administrative fine up to 62 500 EUR).</p>
Bulgaria (2016-2019)	<p>The prevention and detection of illegal shipments is based on regular inspections at waste treatment or generating facilities and during shipments of waste.</p> <p>Local environmental authorities perform checks at waste treatment facilities on regular basis, while customs, border police and transport authorities perform checks of waste shipments as part of their routine, day-to-day activities. In cases of doubts regarding the conformity of the waste with the accompanying documents or regarding the type of the waste, the authorities responsible for inspections of waste shipments may require the assistance of the local environmental inspectors.</p> <p>Provisions on how the authorities involved in inspections of shipments shall cooperate are laid down in Art. 116 and in Art. 124 of the Waste Management Act, prom. SG No 53/13.07.2012, effective 13.07.2012.</p> <p>Cases of illegal shipments which constitute criminal offences according to the Bulgarian Penal law are handled by the Public Prosecution.</p> <p>Administrative violations to Regulation EC No 1013/2006 are penalised in accordance with Art. 150 of the Waste Management Act.</p>
Croatia (2016-2018)	<p>Information on administrative and inspectional supervision can be found in Chapters IX. and X. of the ASWM. Inspectional control of transboundary movements of waste is covered by Articles 156-158. Penalty provisions are prescribed by Chapter XI. of the ASWM. According to Article 170 Paragraph 1 point 29 of AWSM, penalty for illegal shipments is between 150,000.00 and 400,000.00 HRK (~ 19,500 – 52,500 EUR).</p>
Croatia (2019)	<p><u><i>The information on illegal shipments of waste is the same as above but includes the following additional note:</i></u></p> <p>In the Republic of Croatia, in Article 196 (1) of the Criminal Code (OG no. 125/11, 144/12, 56/15, 61/15, 101/17, 118/18, 126/19) which criminalises illegal transport of waste in quantities larger than insignificant. Paragraph 2 prescribes sanctions for waste management in a manner that can over a longer period of time or to a considerable degree jeopardise the quality of air, soil, underground, water or sea, or to a considerable degree or over a wider area jeopardise animals, plants or fungi, or the lives or health of people.</p> <p>The perpetrator shall be punished by a prison sentence for a term of up to two years.</p> <p>Article 214 of the Criminal Code sanctions as serious environmental crime also such unlawful behaviour and conduct referred to in Article 196 of the Criminal Code which results in impossibility to eliminate changes caused by pollution over a longer period of time or major accidents. The Act does not differentiate between waste and hazardous waste.</p> <p>The perpetrator shall be punished by a prison sentence of one year and up to ten years</p>
Cyprus (2016-2019)	<p>Cyprus's Department of Environment and the Customs Department cooperate and randomly performs physical checks of waste exports. In cases where there is information or there is suspicion of probable illegal movement, the Department of</p>

	<p>Environment and Customs Department proceeds to check more often. Both Departments also participate in campaigns conducted by IMPEL-TFS and World Customs Organisation.</p> <p>Department of Environment also conducts road checks on wastes exports in cooperation with the Police Department within the EUROPOL's Projects and ENVICRIMENET.</p> <p>(Addition in 2019): After the 8th Round of Mutual Evaluation on Environmental Crime from the Council of the European Union, the Republic of Cyprus will prepare Memorandum of Understandings between the Department of Environment and the Police, and between the Department of Environment and Customs, for better control of waste shipments and the tackling of illegal shipments.</p>
<p>Czech Republic (2016-2019)</p>	<p>Provisions to prevent, detect, and sanction illegal shipments are contained in Act on Waste No. 185/2001 Coll. Prevention and detection of illegal shipments is happening by informing individuals and enterprises about the obligations under the Regulation 1013/2006, and frequent inspections carried out during the shipment of waste and in the facilities. Authorization of public authorities during the inspections are set out in Section 71, 72, 76, 77, 77a, and 81 of the Act on Waste No. 185/2001 Coll. According to § 56, paragraph 2 of the Act on Waste No. 185/2001 Coll. the Ministry of the Environment prohibits the notified transboundary movement of waste, involving persons effectively convicted of a criminal offence committed in relation to waste management or persons that has been during the last 5 years, before submitting a notification lawfully imposed sanction for infringement of legislation in the area of waste management.</p> <p>Penalties for illegal shipments of waste are set out in § 66 and 69 of Act on Waste No. 185/2001 Coll.</p> <p>The Czech Environmental Inspectorate imposes a fine of up to CZK 50 000 000 on natural person authorized to do business or legal entity who violates obligations for transboundary movement of waste laid down by Regulation of the European Parliament and of the Council (EC) No. 1013/2006 or Act on Waste (Act on Waste No. 185/2001 Coll., § 66 para. 4 (g)).</p> <p>Illegal shipments also constitutes a criminal offence. Whoever, even through negligence, breach legislation governing waste management that ships transboundary waste without notification or consent of the competent public authority, or in such notification or application for consent or associated documentation, provides false or grossly distorted information or conceals material information, shall be punished with imprisonment of up to one year, or prohibition of activities. Whoever, even through negligence, contrary to legislation places, plants, ships or otherwise manages the waste, causing damage to or endangering the environment, the remedy of which incurs significant costs, shall be punished with imprisonment of up to two years or prohibition of activities.</p> <p>The offender shall be punished with imprisonment for six months to three years or prohibition of activities if he commits the above offence as a member of an organized group or gains from such a crime substantial benefit for himself or for another or he commits such an offence again.</p> <p>Imprisonment of one to five years or a fine will be imposed on an offender if he gains from the aforementioned act, large-scale benefits for himself or for another, or where the act concerns hazardous waste (Act No. 40/2009 Coll., the Criminal Code, § 298).</p>
<p>Denmark (2016-2017)</p>	<p>The Danish EPA conducts border control in cooperation with the Police, Customs and Municipalities</p>

<p>Denmark (2018-2019)</p>	<p>Examples in Denmark include spot checks of waste and planned inspections on borders, on the road, in harbours and at companies that either produce waste or treat waste. Also, in corporation with municipalities, customs, police, and other MS authorities, in regard to specific concerns are examples. The Danish EPA are furthermore exploring possibilities to use data in a more strategic and risk-based inspection approach. A national level for fines are established for the most common violations.</p>
<p>Estonia (2016-2018)</p>	<p>According to Estonia's Waste Act, supervision over the waste-related activities of registered waste handlers and producers of hazardous waste shall be exercised regularly.</p> <p>Transboundary movement of hazardous waste or other waste subject to international control without the corresponding permit or in violation of the requirements of the permit, or without annex VII is punishable by a fine of up to 300 fine units. The same act, if committed by a legal person, is punishable by a fine of up to 32,000€.</p>
<p>Finland (2016-2019)</p>	<p>According to Finland's Environmental Protection Act (257/2014) chapter 3, section 21, the Centre for Economic Development, Transport and the Environment steers and promotes the execution of duties referred to in provisions issued in this Act and under it, enforces these provisions and exercises its right to defend public environmental interests in decision-making based on this Act.</p> <p>According to Finland's Waste Act (646/2011) section 22, The Finnish Environment Institute is the competent authority referred to in the Waste Shipment Regulation and is responsible for cooperation with other competent authorities in the supervision of transboundary shipments of waste. Each Centre for Economic Development, Transport and the Environment (15 centres) directs and promotes the management of duties referred to in the Waste Act and in the provisions issued thereunder.</p> <p>According to the Waste Act section 25 the Finnish Environment Institute shall supervise compliance with provisions concerning transboundary shipments of waste. The role of customs is issued in section 117: Customs must, when necessary, stop any transboundary shipment of waste that is in violation of the requirements laid down in the Waste Shipment Regulation or the Waste Act, and must provide notification on the matter to the Finnish Environment Institute, which will decide on further measures.</p> <p>The liability to penalty is regulated both by the Criminal Code of Finland (39/1889, latest amended by 1211/2015) chapter 48, section 1(3) and section 2 and by the Waste Act section 147(18). Moreover, according to the Waste Act sections 131 – 133 the supervisory authority may impose a penalty payment for negligence for certain acts of negligence.</p> <p>According to the Criminal Code of Finland chapter 48, section 1(3) a person who, intentionally or through gross negligence, imports or exports waste or transports waste through the territory of Finland in violation of the Waste Act or a provision or specific order based on the Waste Act or Regulation (EC) No 1013/2006 of the European Parliament and of the Council on shipment of wastes so that the act is conducive to causing contamination of the environment, other corresponding environmental despoliation or littering or a health hazard, shall be sentenced for impairment of the environment to a fine or to imprisonment for at most two years.</p> <p>If the offence is committed in violation of an order or a prohibition of an authority, as issued because of an illegal waste shipment and the offence is aggravated also when assessed as a whole, the offender shall be sentenced for aggravated impairment of the environment to imprisonment for at least four months and at most six years according</p>

	<p>to the Criminal Code chapter 48, section 2.</p> <p>According to Waste Act section 147 whosoever deliberately or through gross negligence, in a manner other than that described above (Criminal Code of Finland, chapter 48) imports to or exports waste from another country, or transfers waste, via Finnish territory in violation of this the Waste Act or a provision issued thereunder, or an order regarding an individual case, or the Waste Shipment Regulation, shall be fined for violation of the Waste Act, unless a more severe punishment is provided for elsewhere in law.</p>
<p>France (2016-2019)</p>	<p>The Office for the fight against the Environmental damage and for Public Health (OCLAESP) is competent in the fight against infringements related to the environment and the public health. This authority can carry out on its own initiative checks on waste shipments whenever the circumstances require these controls (Decree n° 2004-612 of 24 June 2004 establishing the OCLAESP).</p> <p>The customs authorities regularly carry out checks on waste shipments under the customs law (the Customs Code: Articles 38, 414, 426 (customs offenses), Article 266 sexies (provisions on the general tax on the polluting activities applicable to the waste exported), Article 40 of the Code of Criminal Procedure).</p> <p>The competent authorities also carry out administrative checks on the waste treatment facilities under the legislation on the classified installations for the protection of the environment: scheduled inspections and spot controls ; review of studies and expertise ; administrative penalties proposed to the Prefect and criminal penalties proposed to the Prosecutor (Code of the Environment - Book n° V on the prevention of the pollution, the risks and the nuisances - Articles L 511-1 and L 514-5, Articles R 512 - 56 to 512-66 and Article R 541-45).</p> <p>Specific provisions applicable to waste shipments: Penalties: the Code of the Environment : the Article L 541-46 11° (if the shipment of waste is not accompanied by the notification and movement documents provided by the Article 4 of Regulation (EC) No 1013/2006 : misdemeanour with a penalty of 2 years of imprisonment and a fine (€ 75,000) and the Articles R 541-83 and R 541-84 (contraventions) and L541-3.</p> <p>Administrative penalties: the Code of the Environment: the Article L 541-40 et seq (Book V, Title IV, Chapter I, Section 4 on the shipments of waste, including administrative fines for the lack of financial guarantees). (Addition in 2019) and the article L 541-42 (In the event of failure to execute a prescription taken in application of Article L. 541-41 or in the event of failure to comply with one of the consent provisions provided in Article 9(1)(b) of Regulation (EC) No 1013/2006, the competent authority shall give formal notice to the defaulting person to execute within a period compatible with the time limits imposed by Regulation (EC) No 1013/2006).</p> <p>In the event of failure to execute with a formal notice issued from the previous paragraph, in addition to the penalties provided for in Article L. 541-3, the competent authority shall implement the financial guarantee or equivalent insurance set up pursuant to Article 6 of the above-mentioned Regulation. It shall take all measures to ensure that the prescribed measures are enforced, including ex officio enforcement).</p>
<p>Germany (2016-2019)</p>	<p>The control of shipments of waste is regulated by Article 11 of the Waste Shipment Act.</p> <ul style="list-style-type: none"> • Article 11 (1) Obligation of the authorities of the federal states regarding inspections of facilities and companies; • Article 11 (2) Obligation of the authorities of the federal states on spot checks of waste shipments; Participation of customs and the Federal

	<p>Agency for Traffic of Goods;</p> <ul style="list-style-type: none"> • Article 11 (3) Information of the Competent Authorities; • Article 11 (4) Competence for measures for safe storage until the decision for further action has been taken; • Article 11 (5) Feasibility of securing the waste until elimination of faults or until safe storage; and • Article 18 of the Waste Shipment Act and the Ordinance on fines for waste shipments contains provisions on fines regarding waste shipments. <p>The illegal shipment of waste is a criminal offense pursuant to Article 326 (2) of the Penal Code and is punished with imprisonment of up to three years or a fine. If grave environmental damage has been caused, the imprisonment may be to 10 years pursuant to Article 330 of the Penal Code. The attempt to ship waste illegally is also punishable.</p>
<p>Greece (2016-2019)</p>	<p>Illegal shipments of waste are dealt with in several provisions of National Law 1650/1986 on environment protection, JMD 13588/725/2006 on hazardous waste management, JMD 50910/2727/2003 on non-hazardous waste management, National Law 4014/2011 on environmental permitting and National Law 4042/2012, transposing Directives 2008/99 and 2008/98.</p> <p>More specifically, article 14 of JMD 13588/725/2006 and article 14 of JMD 50910/2727/2003 provide the regulatory framework for the conduction of regular and random inspections on waste (hazardous and non-hazardous) management companies, and therefore on companies that collect and transport waste. In addition, according to Article 57 of Law 4042/2012, the Environmental Inspectorate and the Customs are responsible for spot checks on shipments of waste.</p> <p>The penalties imposed in cases of illegal shipments (as a subset of waste collection and transport activity) are divided into the following three categories:</p> <p>i) criminal penalties, dealt with in articles: 28 of National Law 1650/1986, as amended by article 7 of Law 4042/2012, 17 of JMD 13588/725/2006, 15 of JMD 50910/2727/2003</p> <p>ii) administrative penalties, dealt with in articles 30 of National Law 1650/1986, 17 of JMD 13588/725/2006, 15 of JMD 50910/2727/2003 , 21 of National Law 4014/2011 and 37 of National Law 4042/2012.</p> <p>iii) penalties arising from liability for damage to third parties, dealt with in articles 29 of National Law 1650/1986, 17 of JMD 13588/725/2006, 15 of JMD 50910/2727/2003.</p>
<p>Hungary (2016-2019)</p>	<p>Regular inspections are carried out by the competent authority involving customs (and sometimes the police)</p> <ul style="list-style-type: none"> • Governmental Decree No. 180/2007 (VII. 3.) on transboundary shipment of waste • Governmental Decree No. 271/2001 (XII. 21.) on waste management fine • Act C of 2012 on Criminal Code • Act V of 2013 on Civil Code • Act CXL of 2004 on the general rules of administrative proceedings and services
<p>Ireland (2017)</p>	<p>A Waste Shipment Inspection Plan is in operation and details the approach of our enforcement unit. Each enforcement officer has their individual plan which covers inspections at ports and establishments. Our unit is now receiving live data from Irish</p>

	<p>Customs which will aid our intelligence capabilities.</p> <p>An infringement of Regulation 1013/2006 is considered an offence under the Waste Management (Shipments of Waste) Regulations 2007. Monitoring fees of €350 are issued for minor infractions that are not subject to legal proceedings.</p>
<p>Italy (2016-2019)</p>	<p>Most of the illegal shipments regard waste not included in Annex III of WSR which are accompanied by Annex VII (art. 18 of WSR) instead of the prior written notification. In other cases, wastes listed in Annex III of WSR are shipped as non-waste. Illegal shipments are usually detected during the ordinary activities of control made by competent authorities of control such as Carabinieri, Polizia, Guardia di Finanza, Corpo Forestale dello stato, Dogane, and Capitanerie di Porto.</p> <p>Illegal shipments are penalised by Legislative Decree 152/2006:</p> <p>Art 259 provides for illegal shipments of waste, according to Regulation EC 1013/2006, a fine from 1,550 up to 26,000 Euro and the imprisonment up to two years. This punishment can be increased in case of shipment of hazardous waste. The sentence of the Judiciary competent Authority always provides the confiscation of the means of transport.</p> <p>Art. 260 provides the imprisonment from one up to six years (plus extra penalties pursuant to articles 28, 30, 32-bis, 32-ter and 33 of the Penal Code) for whomever is a part of criminal organizations that systematically carry out illegal commerce, import, export, transport and management of a huge amount of waste. In case of radioactive waste the imprisonment is from three up to eight years. The sentence of the Judiciary competent Authority always provides the confiscation of the means of transport and the environmental clean-up.</p> <p>(Addition in 2018-2019): The National Inspections Plan has been implemented by SISPED system which is an electronic system created for the registration of the authorised notifications and their planned shipments. This allows national authorities to maintain an up-to-date framework of planned shipments within the national territory, and organise their inspections.</p>
<p>Latvia (2017-2019)</p>	<p>Illegal waste shipments are prevented by carrying out supervision and inspections of companies involved in waste management. Illegal waste shipments can be detected during administrative checks (documents, statistics submitted by company) and during inspections (thematic, complex or based on received complain). The prevention of illegal waste shipments is ensured also by setting proper conditions in environmental permits to promote effective control of companies and waste streams.</p> <p>According to Article 99 (3) of the Criminal Law for a person who commits the importation of waste into the territory of Latvia or the transit traffic thereof through the territory of Latvia in violation of provisions, if substantial harm has been caused thereby to the environment, human health or property or economic interests, the applicable punishment is deprivation of liberty for a term up to five years or temporary deprivation of liberty, or community service, or a fine;</p> <p>According to Article 75 of Latvian Administrative Violation Code in the case of the violation of the regulations regarding waste management or the regulations regarding transfrontier (international) carriage of waste – a fine shall be imposed on natural persons from 70 euro up to 1,000 euro, with the confiscation of the vehicles or equipment used in committing of the violation or without confiscation, but for legal persons – from 280 euro up to 2100 euro, with the confiscation of the vehicles or equipment used in committing of the violation or without confiscation.</p>
<p>Lithuania (2016-2019)</p>	<p>Prevention and detection of the illegal shipments of waste are executed according to</p>

	<p>the Law on State Control of Environmental Protection and Rules and other national legislation by issuing permissions, executing inspections and spot checks. Illegal shipments are detected by REPD and Lithuanian customs offices. The penalize system is specified in the Code of Administrative Offences of the Republic of Lithuania and the Criminal Code of the Republic of Lithuania. The environmental protection officers (in some cases prescribed by law - customs officers and other State officers) shall have the right to impose penalties against environment violations according to the Code of Administrative Offences of the Republic of Lithuania. Pre - trial investigation and prosecution of criminal cases on behalf of the State is organized and directed by prosecutors including cases related with illegal shipments of waste (including hazardous waste) through the borders of the Republic of Lithuania.</p>
Luxembourg (2018-2019)	<p>Illegal shipments are detected through road checks which are regularly done. The illegal shipments are penalised under the provisions of the waste law of June 21st March 2012.</p>
Malta (2019)	<p>Pursuant to S.L. 549.65 Waste Management (Shipments of Waste) Regulations, the provisions laid down in Regulation (EC) No 1013/2006 of the European Parliament and of the Council of 14 June 2006 on shipments of waste shall mutatis mutandis apply in Malta.</p> <p>Therefore, the Competent Authority shall have the power to conduct both regular and random inspections of sites, facilities and cargo, and to seize the shipments of hazardous wastes or other wastes which are deemed illegal in accordance to Art.2 (35) of the Waste Shipment Regulation.</p> <p>In this context, Malta submitted the inspection plan pursuant to Article 50 (2a) of the Waste Shipment Regulation to the Commission as a first draft pending public consultation on 26 July 2017. Since then, the draft plan was circulated for public consultation with the general public, relevant stakeholders and public authorities. This document provides a brief background on the current practices of waste shipments inspections within the Maltese Islands. The said plan also identifies various tools and practices particularly regarding increased cooperation between entities involved in shipments of waste inspections.</p> <p>In the case of an illegal transboundary movement of waste to another country, the take-back provisions laid down in Art.24 of the Waste Shipment Regulation fully apply in Malta.</p> <p>Pursuant to Regulation 6 of S.L. 549.65 Waste Management (Shipments of Waste) Regulations, any person who commits an offence against the said Regulations shall, on conviction, be liable: (a) on a first conviction, to a fine of not less than €1,170, but not exceeding €2,330; (b) on a second conviction or subsequent convictions, to a fine of not less than €2,330, but not exceeding €4,660, or to imprisonment for a term not exceeding two years, or to both such fine and imprisonment.</p>
Netherlands (2016-2019)	<p>Every four years the Human Environment and Transport Inspectorate does a risk-analysis to determine which themes and targets require special attention. Based on conduct behaviour, risk factors, changes in legislation and policy priorities choices are made.</p> <p>The prevention of illegal shipments is specially done based on information of the branch organisations and of target groups concerned about the legislation. For this there are meetings with the organizations, is information available on the internet of the government and are leaflets available for special target groups. Inspections at sites, in seaports, on inland waterways and roads are done both on the basis of information guided enforcement (risk waste streams, companies, compliance behaviour) as on the</p>

	<p>basis of random samples. Inspections can be both administrative and object focused (inspection of composition). When an infringement is clear the type of intervention depends on the kind of infringement and the specific circumstances: a warning, a (administrative) fine, a financial penalty (as means to take back the waste or to prevent a repetition of the infringement) or a police report with penal prosecution. The height of the fine or penalty depends on the specific circumstances. Also given consents can be withdrawn or new notifications can be refused by the Inspectorate.</p> <p>With companies which are in compliance with the waste shipment regulation and other legislation and which also have a management quality system, the government is inclined to make a “covenant” to control the company less frequent or only through an audit.</p> <p>For a successful intervention it is important to uphold the knowledge level. On a yearly basis the Inspectorate decides on a schooling plan for its employees. The Customs and the police prepare their own schooling facilities for the WSR.</p> <p>Finally, the Inspectorate organizes every year regional meeting days for experts of the different services to share their experiences and to learn from each other.</p> <p>Given the importance of the (inter)national collaboration the Inspectorate has established a Special Incident room (registration and information desk) for enforcement services which can be reached 24/7. As part of the international cooperation within IMPEL the Inspectorate has bilateral agreements with the surrounding countries Belgium, Germany and the UK and with China as the most important country of destination for green listed waste.</p> <p>The Inspectorate participates in several control activities in other EU-member states.</p> <p>The Inspectorate also participates in the Asian Network regarding waste shipments.</p>
<p>Poland (2016-2019)</p>	<p>a) Prevention and Detection</p> <p>The activities were carried out by a number of authorised national authorities. The Environmental Protection Inspectorate checked waste treatment facilities, including those for imported or exported waste, and initiated joint inspections with other services. Joint inspections of international shipments took place, mainly:</p> <ul style="list-style-type: none"> • at border crossings: checks carried out by officers of the Border Guard or Customs Service at border crossings at the EU's external borders, including seaports, in cooperation with the Environmental Protection Inspectorate; and • on national roads and in border areas (EU internal borders), carried out by officials at the Road Transport Inspectorate, mobile units of the Customs Service, Border Guards and police, in cooperation with the Environmental Protection Inspectorate. <p>b) Punishment</p> <p>In Poland, the following pieces of legislation and Articles within them are relevant with regards to punishments related to the illegal shipment of waste:</p> <p>The Waste (International Transport) Act of 29 June 2007</p> <p>Chapter 8, Penal provisions:</p> <p>Any person who, contrary to his obligations, fails to execute a decision ordering the return of imported waste to the country of dispatch or determining how that waste must be disposed of in the territory of the country, shall be punishable by a term of imprisonment or a fine.</p>

	<p>Chapter 9, Fines:</p> <p>Illegal importation into or export from Poland of waste shall be subject to a fine of between 50 000 PLN and 300 000 PLN.</p> <p>Chapter 9 of the Act also imposes penalties for violations of permit conditions for legitimate movements of waste of between 30 000 PLN and 150 000 PLN.</p> <p>The Penal Code Act of 6 June 1997</p> <p>Article 183:</p> <ol style="list-style-type: none"> 1. Any person who, contrary to the provisions of law, stores, removes, processes, recovers or disposes of waste or substances under such conditions or in such a way that it could endanger the life or health of several persons or cause the destruction of plant or animal life on a large scale shall be punishable by a term of imprisonment of between three months and five years. 2. Any person who, contrary to the provisions of law, import substances which threaten the environment, shall be liable to the same punishment. 3. Any person who, contrary to his obligations, permits another person to commit an act referred to in Section 1, 2 and 4, shall also be subject to the penalty referred to in Section. 4. Any person who, contrary to the provisions of law, imports or exports waste, shall be liable to the penalty referred to in Section 1. 5. Any person who, without the required notification or permission, or contrary to the permit conditions, imports or exports hazardous waste, shall be punishable by a term of imprisonment of between six months and eight years. 6. If the person committing the acts referred to in Section 1-5 acted unintentionally, he shall be liable to a fine, non-custodial measures or imprisonment of up to two years.
<p>Portugal (2016-2019)</p>	<p>Illegal shipments of waste are prevented through information/awareness measures to the notifiers and persons who arranges the shipment and detected through several annual inspections on shipments of waste.</p> <p>Illegal shipments are penalised pursuant to Article 9 of “Decreto-Lei nº 45/2008 de 11 de março de 2008”, which provides for offences punishable by a fine, and Article 10, which provides for the application of additional penalties to certain offences.</p>
<p>Romania (2016)</p>	<p>Information on how illegal shipments of waste are prevented, detected and penalised under national legislation exist in Table 5.</p> <p>At this moment Romania applies provision of Decision no.788/2007 with its subsequent changes establishing measures for applying provisions of the Regulation (EC) 1013/2006 with its subsequent changes (art. 6 and art. 9). Also, taken into consideration is the Law no.101/2011, designed for preventing and punishing acts regarding environmental degradation from Directive 2008/99/EC on the protection of the environment through criminal law.</p>
<p>Romania (2017-2019)</p>	<p>Prevention is done through planned controls at all the economic entities included in the Annual Control Plan (692 economic who are active in the field of waste collect, waste treatment, waste recycling, waste recovery).</p> <ul style="list-style-type: none"> • Detection is also done through physical controls at border crossings and with the help of information from partner structures with specific attributions on the line of information relevant to the target area. • The sanctions are in accordance with national legislation, contravention or

	<p>criminal law.</p>
<p>Slovakia (2016)</p>	<p>According to the Act No. 79/2015 Coll. on waste and on amendments to certain acts as amended, Article 106, the inspectorate:</p> <p>(a) is a waste management administrative authority (§ 112),</p> <p>(c) decides in contested cases on whether a given good constitutes waste in the case of transboundary transport,</p> <p>(d) is authorised to inspect documents in the field of transboundary waste movement pursuant separate legislation [Regulation (EC) No 1013/2006 as amended. Regulation (EC) No 1418/2007 of 29 November 2007 (OJ L 316, 4 December 2007), as amended] and pursuant to this Act, conduct physical inspections of waste, and take and analyse waste samples at the place of origin of the waste, at the notifier or recipient of the waste, at border crossings and in the entire territory of the Slovak Republic.</p> <p>According to the Act No. 79/2015 Coll. on waste and on amendments to certain acts as amended, Article 111:</p> <p>(1) In cases of transboundary waste movement by road, the customs authority and Customs Criminal Office verify whether:</p> <p>a) the waste is furnished with the documents pursuant to separate legislation [Regulation (EC) No 1013/2006 as amended. Regulation (EC) No 1418/2007 of 29 November 2007 (OJ L 316, 4 December 2007), as amended],</p> <p>b) transported goods which are not accompanied by the documents required pursuant to the special regulations [Regulation (EC) No 1013/2006 as amended. Regulation (EC) No 1418/2007 of 29 November 2007 (OJ L 316, 4 December 2007), as amended] are not waste,</p> <p>c) the transboundary waste movement is not in violation of separate legislation [Regulation (EC) No 1013/2006 as amended. Regulation (EC) No 1418/2007 of 29 November 2007 (OJ L 316, 4 December 2007), as amended],</p> <p>d) the waste being transported corresponds to the facts according to the enclosed documents.</p> <p>(2) During a check, the customs office and Customs Criminal Office are authorised to detain vehicles, command vehicles to stop at a suitable location, inspect documents, the waste being hauled, take and analyse samples and conduct photo documentation.</p> <p>(3) If the customs office or Customs Criminal Office determines that the transboundary waste movement constitutes unlawful transport pursuant to separate legislation [Article 2(35) of Regulation (EC) No 1013/2006 as amended] or that the transboundary waste movement is being conducted in conflict with the permit, it will order the transport to stop and temporarily detain the vehicle.</p> <p>(4) If the customs office or Customs Criminal Office detects a violation of separate legislation [Article 2(15) of Regulation (EC) No 1013/2006 of the European Parliament and of the Council on shipments of waste (OJ L 190, 12 July 2006), as amended. Commission Regulation (EC) No 1418/2007 concerning the export for recovery of certain waste listed in Annex III or IIIA to Regulation (EC) No 1013/2006 of the European Parliament and of the Council to certain countries to which the OECD Decision on the control of transboundary movements of wastes does not apply (OJ L 316, 4 December 2007), as amended] during transboundary waste movement, it shall inform the Ministry and inspection without delay. Upon receiving the information, the Ministry or inspection shall decide on further proceedings without delay, in which it may determine a location for the shipper to detain the vehicle until it</p>

is returned, recovered or disposed of pursuant to separate legislation [Articles 22 to 25 of Regulation (EC) No 1013/2006 as amended].

(5) The costs connected with interrupting the transport and temporarily detaining the vehicle pursuant to paragraph 3, driving the vehicle to the location determined pursuant to paragraph 4, parking the vehicle and potential transloading, storage or other handling of the waste shall be borne by the shipper. The Ministry, inspection and customs authorities or Customs Criminal Office are not accountable for damages caused to the shipper which took place as a result of detaining the vehicle pursuant to paragraphs 3 and 4.

According to the Act No. 79/2015 Coll. on waste and on amendments to certain acts as amended, Article 115 (1) an offence is committed by a person who

t) performs transboundary waste movement in a manner contrary to Part Seven of this Act (§ 84 through 88).

According to the Act No. 79/2015 Coll. on waste and on amendments to certain acts as amended, Article 117

(5) The competent state administrative authority for waste management will impose a fine from EUR 2 000 to EUR 250 000 upon legal persons or sole traders who violate obligations pursuant to:

article 84 (4) - waste generated in the Slovak Republic is preferably to be disposed in the Slovak Republic

article 88 (2) - a holder of used EEE which is the subject of the planned or already performed transboundary transport is obliged to safeguard and store the following documents relating to said used EEE for three years and present them without delay to the competent waste management administrative authority in the event that said used EEE becomes suspicious EEE in the interest of demonstrating that it is not WEEE:

a) accompanying documents and results of testing or assessment,

b) applicable transport document pursuant to separate legislation [Convention on the Contract for the International Carriage of Goods by Road (CMR) (Decree of the Minister of Foreign Affairs No 11/1975) as amended]

c) declaration on the assumption of responsibility,

d) a declaration that none of the materials and equipment that are the subject of transboundary transport are waste.

article 88 (4) - a holder of used EEE which is the subject of planned or already conducted transboundary transport is obliged to suitably protect said used EEE from damage during transport, handling and unloading, in particular by means of sufficient packaging and cargo securing.

According to the Act No. 79/2015 Coll. on waste and on amendments to certain acts as amended, Article 117

(6) the competent state administrative authority for waste management will impose a fine from EUR 4 000 to EUR 350 000 upon legal persons or sole traders who violate obligations pursuant to:

article 84 (3) - transboundary movement of waste from another Member State to the Slovak Republic and import of waste from a non-Member State to the Slovak Republic for the purpose of disposal it is prohibited, unless otherwise determined by an international treaty to which the Slovak Republic is party.

article 84 (5) - it is prohibited to:

	<p>a) arrange or otherwise participate in transboundary movement of waste which is contrary to the provisions of this part of the Act,</p> <p>b) transport waste or haul waste in transit on the territory of the Slovak Republic or from the territory of the Slovak Republic contrary to the provisions of this part of the Act.</p>
<p>Slovakia (2017)</p>	<p>According to the Act No. 79/2015 Coll. on waste and on amendments to certain acts as amended, Article 106 the inspectorate</p> <p>(a) is a waste management administrative authority (§ 112),</p> <p>(c) decides in contested cases on whether a given good constitutes waste in the case of transboundary transport,</p> <p>(d) is authorised to inspect documents in the field of transboundary waste movement pursuant separate legislation [Regulation (EC) No. 1013/2006 as amended. Regulation (EC) No. 1418/2007 of 29 November 2007 (OJ L 316, 4 December 2007), as amended] and pursuant to this Act, conduct physical inspections of waste, and take and analyse waste samples at the place of origin of the waste, at the notifier or recipient of the waste, at border crossings and in the entire territory of the Slovak Republic.</p> <p>e) monitors transboundary shipment of suspected EEE and calls for the submission of documents pursuant to Article 88 (2).</p> <p>According to the Act No. 79/2015 Coll. on waste and on amendments to certain acts as amended, Article 88</p> <p>(2) A holder of used EEE which is the subject of the planned or already performed transboundary transport is obliged to safeguard and store the following documents relating to said used EEE for three years and present them without delay to the competent waste management administrative authority in the event that said used EEE becomes suspicious EEE in the interest of demonstrating that it is not WEEE:</p> <p>a) accompanying documents and results of testing or assessment,</p> <p>b) applicable transport document pursuant to separate legislation,120)</p> <p>c) declaration on the assumption of responsibility,</p> <p>d) a declaration that none of the materials and equipment that are the subject of transboundary transport are waste.</p> <p>According to the Act No. 79/2015 Coll. on waste and on amendments to certain acts as amended, Article 111</p> <p>(1) In cases of transboundary waste movement by road, the customs authority and Customs Criminal Office verify whether:</p> <p>a) the waste is furnished with the documents pursuant to separate legislation [Regulation (EC) No. 1013/2006 as amended. Regulation (EC) No. 1418/2007 of 29 November 2007 (OJ L 316, 4 December 2007), as amended],</p> <p>b) transported goods which are not accompanied by the documents required pursuant to the special regulations [Regulation (EC) No. 1013/2006 as amended. Regulation (EC) No. 1418/2007 of 29 November 2007 (OJ L 316, 4 December 2007), as amended] are not waste,</p> <p>c) the transboundary waste movement is not in violation of separate legislation [Regulation (EC) No. 1013/2006 as amended. Regulation (EC) No. 1418/2007 of 29 November 2007 (OJ L 316, 4 December 2007), as amended],</p>

d) the waste being transported corresponds to the facts according to the enclosed documents,

e) shipped suspected EEE is not waste and pursuant to Article 88 (2) calls for the submission of documents.

(2) During a check, the customs office and Customs Criminal Office are authorised to detain vehicles, command vehicles to stop at a suitable location, inspect documents, the waste being hauled, take and analyse samples and conduct photo documentation.

(3) If the customs office or Customs Criminal Office determines that the transboundary waste movement constitutes unlawful transport pursuant to separate legislation [Article 2(35) of Regulation (EC) No. 1013/2006 as amended] or that the transboundary waste movement is being conducted in conflict with the permit, it will order the transport to stop and temporarily detain the vehicle.

(4) If the customs office or Customs Criminal Office detects a violation of separate legislation [Article 2(15) of Regulation (EC) No. 1013/2006 of the European Parliament and of the Council on shipments of waste (OJ L 190, 12 July 2006), as amended. Commission Regulation (EC) No. 1418/2007 concerning the export for recovery of certain waste listed in Annex III or IIIA to Regulation (EC) No. 1013/2006 of the European Parliament and of the Council to certain countries to which the OECD Decision on the control of transboundary movements of wastes does not apply (OJ L 316, 4 December 2007), as amended] during transboundary waste movement, it shall inform the Ministry and inspection without delay. Upon receiving the information, the Ministry or inspection shall decide on further proceedings without delay, in which it may determine a location for the shipper to detain the vehicle until it is returned, recovered or disposed of pursuant to separate legislation [Articles 22 to 25 of Regulation (EC) No. 1013/2006 as amended].

(5) The costs connected with interrupting the transport and temporarily detaining the vehicle pursuant to paragraph 3, driving the vehicle to the location determined pursuant to paragraph 4, parking the vehicle and potential transloading, storage or other handling of the waste shall be borne by the shipper. The Ministry, inspection and customs authorities or Customs Criminal Office are not accountable for damages caused to the shipper which took place as a result of detaining the vehicle pursuant to paragraphs 3 and 4.

According to the Act No. 79/2015 Coll. on waste and on amendments to certain acts as amended, Article 115 (1) an offence is committed by a person who

ac) performs transboundary waste movement in a manner contrary to Part Seven of this Act (§ 84 through 88).

According to the Act No. 79/2015 Coll. on waste and on amendments to certain acts as amended, Article 117

(5) The competent state administrative authority for waste management will impose a fine from EUR 2 000 to EUR 250 000 upon legal persons or sole traders who violate obligations pursuant to:

article 84 (4) - waste generated in the Slovak Republic is preferably to be disposed in the Slovak Republic

article 88 (2) - a holder of used EEE which is the subject of the planned or already performed transboundary transport is obliged to safeguard and store the following documents relating to said used EEE for three years and present them without delay to the competent waste management administrative authority in the event that said used EEE becomes suspicious EEE in the interest of demonstrating that it is not WEEE:

	<p>a) accompanying documents and results of testing or assessment,</p> <p>b) applicable transport document pursuant to separate legislation [Convention on the Contract for the International Carriage of Goods by Road (CMR) (Decree of the Minister of Foreign Affairs No. 11/1975) as amended]</p> <p>c) declaration on the assumption of responsibility,</p> <p>d) a declaration that none of the materials and equipment that are the subject of transboundary transport are waste.</p> <p>article 88 (4) - a holder of used EEE which is the subject of planned or already conducted transboundary transport is obliged to suitably protect said used EEE from damage during transport, handling and unloading, in particular by means of sufficient packaging and cargo securing.</p> <p>(6) the competent state administrative authority for waste management will impose a fine from EUR 4 000 to EUR 350 000 upon legal persons or sole traders who violate obligations pursuant to:</p> <p>article 84 (3) - transboundary movement of waste from another Member State to the Slovak Republic and import of waste from a non-Member State to the Slovak Republic for the purpose of disposal it is prohibited, unless otherwise determined by an international treaty to which the Slovak Republic is party.</p> <p>article 84 (5) - it is prohibited to:</p> <p>(a) to organize, mediate or otherwise engage in the transboundary shipment of waste in contravention of this Part of Act on Waste</p> <p>b) import/export/transit to/from/through third countries or import the waste to the territory of the Slovak Republic, transit of waste through the territory of the Slovak Republic or export of waste from the territory of the Slovak Republic contrary to this part of the law,</p> <p>(c) carry out transboundary shipment of waste in contravention of the conditions laid down in the consents to the transboundary shipment of waste under this Part of the Act.</p> <p>Articles 106 (e), 111 (e), 84 (5) shall enter into force on 1 January 2018.</p>
<p>Slovakia (2018-2019)</p>	<p>According to the Act No. 79/2015 Coll. on waste and on amendments to certain acts as amended, Article 106 the inspectorate</p> <p>(a) is a waste management administrative authority (§ 112),</p> <p>(c) decides in contested cases on whether a given good constitutes waste in the case of transboundary transport,</p> <p>(d) is authorised to inspect documents in the field of transboundary waste movement pursuant separate legislation [Regulation (EC) No. 1013/2006 as amended. Regulation (EC) No. 1418/2007 of 29 November 2007 (OJ L 316, 4 December 2007), as amended] and pursuant to this Act, conduct physical inspections of waste, and take and analyse waste samples at the place of origin of the waste, at the notifier or recipient of the waste, at border crossings and in the entire territory of the Slovak Republic.</p> <p>e) monitors transboundary shipment of suspected EEE and calls for the submission of documents pursuant to Article 88 (2).</p> <p>According to the Act No. 79/2015 Coll. on waste and on amendments to certain acts as amended, Article 88</p>

(2) A holder of used EEE which is the subject of the planned or already performed transboundary transport is obliged to safeguard and store the following documents relating to said used EEE for three years and present them without delay to the competent waste management administrative authority in the event that said used EEE becomes suspicious EEE in the interest of demonstrating that it is not WEEE:

- a) accompanying documents and results of testing or assessment,
- b) applicable transport document pursuant to separate legislation, (20)
- c) declaration on the assumption of responsibility,
- d) a declaration that none of the materials and equipment that are the subject of transboundary transport are waste.

According to the Act No. 79/2015 Coll. on waste and on amendments to certain acts as amended, Article 111

(1) In cases of transboundary waste movement by road, the customs authority and Customs Criminal Office verify whether:

a) the waste is furnished with the documents pursuant to separate legislation [Regulation (EC) No. 1013/2006 as amended. Regulation (EC) No. 1418/2007 of 29 November 2007 (OJ L 316, 4 December 2007), as amended],

b) transported goods which are not accompanied by the documents required pursuant to the special regulations [Regulation (EC) No. 1013/2006 as amended. Regulation (EC) No. 1418/2007 of 29 November 2007 (OJ L 316, 4 December 2007), as amended] are not waste,

c) the transboundary waste movement is not in violation of separate legislation [Regulation (EC) No. 1013/2006 as amended. Regulation (EC) No. 1418/2007 of 29 November 2007 (OJ L 316, 4 December 2007), as amended],

d) the waste being transported corresponds to the facts according to the enclosed documents,

e) shipped suspected EEE is not waste and pursuant to Article 88 (2) calls for the submission of documents.

(2) During a check, the customs office and Customs Criminal Office are authorised to detain vehicles, command vehicles to stop at a suitable location, inspect documents, the waste being hauled, take and analyse samples and conduct photo documentation.

(3) If the customs office or Customs Criminal Office determines that the transboundary waste movement constitutes unlawful transport pursuant to separate legislation [Article 2(35) of Regulation (EC) No. 1013/2006 as amended] or that the transboundary waste movement is being conducted in conflict with the permit, it will order the transport to stop and temporarily detain the vehicle.

(4) If the customs office or Customs Criminal Office detects a violation of separate legislation [Article 2(15) of Regulation (EC) No. 1013/2006 of the European Parliament and of the Council on shipments of waste (OJ L 190, 12 July 2006), as amended. Commission Regulation (EC) No. 1418/2007 concerning the export for recovery of certain waste listed in Annex III or IIIA to Regulation (EC) No. 1013/2006 of the European Parliament and of the Council to certain countries to which the OECD Decision on the control of transboundary movements of wastes does not apply (OJ L 316, 4 December 2007), as amended] during transboundary waste movement, it shall inform the Ministry and inspection without delay. Upon receiving the information, the Ministry or inspection shall decide on further proceedings without delay, in which it may determine a location for the shipper to detain the vehicle until it is returned, recovered or disposed of pursuant to separate legislation [Articles 22 to 25

of Regulation (EC) No. 1013/2006 as amended].

(5) The costs connected with interrupting the transport and temporarily detaining the vehicle pursuant to paragraph 3, driving the vehicle to the location determined pursuant to paragraph 4, parking the vehicle and potential transloading, storage or other handling of the waste shall be borne by the shipper. The Ministry, inspection and customs authorities or Customs Criminal Office are not accountable for damages caused to the shipper which took place as a result of detaining the vehicle pursuant to paragraphs 3 and 4.

According to the Act No. 79/2015 Coll. on waste and on amendments to certain acts as amended, Article 115 (1) an offence is committed by a person who

ac) performs transboundary waste movement in a manner contrary to Part Seven of this Act (§ 84 through 88).

According to the Act No. 79/2015 Coll. on waste and on amendments to certain acts as amended, Article 117

(5) The competent state administrative authority for waste management will impose a fine from EUR 2 000 to EUR 250 000 upon legal persons or sole traders who violate obligations pursuant to:

article 84 (4) - waste generated in the Slovak Republic is preferably to be disposed in the Slovak Republic

article 88 (2) - a holder of used EEE which is the subject of the planned or already performed transboundary transport is obliged to safeguard and store the following documents relating to said used EEE for three years and present them without delay to the competent waste management administrative authority in the event that said used EEE becomes suspicious EEE in the interest of demonstrating that it is not WEEE:

a) accompanying documents and results of testing or assessment,

b) applicable transport document pursuant to separate legislation [Convention on the Contract for the International Carriage of Goods by Road (CMR) (Decree of the Minister of Foreign Affairs No. 11/1975) as amended]

c) declaration on the assumption of responsibility,

d) a declaration that none of the materials and equipment that are the subject of transboundary transport are waste.

article 88 (4) - a holder of used EEE which is the subject of planned or already conducted transboundary transport is obliged to suitably protect said used EEE from damage during transport, handling and unloading, in particular by means of sufficient packaging and cargo securing.

(6) the competent state administrative authority for waste management will impose a fine from EUR 4 000 to EUR 350 000 upon legal persons or sole traders who violate obligations pursuant to:

article 84 (3) - transboundary movement of waste from another Member State to the Slovak Republic and import of waste from a non-Member State to the Slovak Republic for the purpose of disposal it is prohibited, unless otherwise determined by an international treaty to which the Slovak Republic is party.

article 84 (5) - it is prohibited to:

(a) to organize, mediate or otherwise engage in the transboundary shipment of waste in contravention of this Part of Act on Waste

b) import/export/transit to/from/through third countries or import the waste to the

	<p>territory of the Slovak Republic, transit of waste through the territory of the Slovak Republic or export of waste from the territory of the Slovak Republic contrary to this part of the law,</p> <p>(c) carry out transboundary shipment of waste in contravention of the conditions laid down in the consents to the transboundary shipment of waste under this Part of the Act.</p>
Slovenia (2016-2019)	<p>National legislation: Decree on the implementation of the Regulation (EC) No. 1013/2006 on shipments of waste (OJ RS no. 78/2016); entry into force 2016.</p> <p>Preventing and detecting illegal shipments: routine and non-routine inspections of companies, carriers, obtaining information from environmental agency, customs and police. Spot checks involve Inspectorate, Customs and Police</p> <p>Penalising: penalty for companies from 10.000 € to 40.000 €, for responsible person of company from 1.500 € to 4.000 €, and for individuals from 800 € to 1.200 €.</p>
Spain (2016)	<p>At least three Autonomous Communities (Extremadura, Andalusia and Castile-La Mancha) provided information on the illegal shipment of waste, as shown in Table 5.</p> <p>Please provide information on how illegal shipments of waste are prevented, detected and penalised under national legislation:</p> <p>The State lays down the basic provisions on responsibility, supervision, inspection, control and the penalty system under Title VII of Law 22/2011, specifically Articles 42, 43 and 44 of Chapter I (Responsibility, supervision, inspection and control) and Articles 45, 46, 47, 48, 49, 50, 51, 52, 53, 54, 55 and 56 of Chapter II (Penalty system). It also established rules on these issues by means of Royal Decree 180/2015 regulating the shipment of waste within the territory of the State.</p> <p>The supervision and control systems are described in the answer provided above. Penalties are applied by the relevant competent services of the Autonomous Communities and by MAPAMA's Directorate-General for Environmental Quality and Assessment and the Natural Environment, and the Civil Guard's Nature Protection Service (SEPRONA) within the scope of their competences.</p> <p>In this regard, the Autonomous Community of Extremadura developed an environment supervision and inspection programme for waste shipments within the Autonomous Community.</p> <p>In Andalusia, illegal shipments are penalised in a complaint filed by SEPRONA, which inspects shipments on the road and at destination. On that basis, a report is sent to the cabinet of Sustainable Development where penalty proceedings are initiated.</p> <p>Penalty proceedings are currently part of the Courts and Appeals Service (Servicio de Tribunales y Recursos).</p>
Spain (2017)	<p>Only Castilla-La Mancha has reflected information on illegal waste trafficking, as reflected in table 5.</p> <p>The State establishes the bases of Responsibility, surveillance, inspection, control and sanctioning regime in Title VII of Law 22/2011, of July 28, on waste and contaminated soils. Specifically in articles 42, 43 and 44 of Chapter I (Responsibility, surveillance, inspection and control), and in articles 45, 46, 47, 48, 49, 50, 51, 52, 53, 54, 55 and 56 of its Chapter II (Penalty regime). It has also developed regulations in this regard through Royal Decree 180/2015 which regulates the transfer of waste within the territory of the State.</p> <p>The surveillance and control systems are those indicated in the previous section. The</p>

	<p>sanctions are processed through the respective regional services with powers in the matter, in addition to the General Directorate of Biodiversity and Environmental Quality of MITECO and the Nature Protection Service (SEPRONA), of the Civil Guard within the framework of their competencies.</p> <p>Regarding this section, the Autonomous Community of Extremadura has developed an environmental monitoring and inspection program on waste for the Autonomous Community of Extremadura.</p> <p>a) Castilla-La Mancha</p> <p>Through the Castile-La Mancha 2017-2020 Cross-Border Waste Transfers Inspection Plan and the annual programs that develop it, through documentary inspections of the managers' annual reports and through the processing of sanctioning files.</p> <p>b) Valencia</p> <p>Illegal shipments of waste are prevented through information to users, as well as the publication of the Inspection Plan and Annual Program. They are detected through inspections carried out in accordance with the Annual Program and are sanctioned according to the legislation on the matter</p>
<p>Spain (2018)</p>	<p>As before but with this additional information on three more Autonomous Communities:</p> <p>a) Extremadura</p> <p>Regarding this section, the Autonomous Community of Extremadura has developed an environmental surveillance and inspection program on waste for the CCAA of Extremadura.</p> <p>b) Navarra</p> <p>Through the Annual Inspection Plan, coordination between inspection bodies is established. Sanctioning proceedings are initiated, when deemed necessary.</p> <p>c) Catalonia</p> <p>During a road inspection, it was seized in the carrier's documentation. A warning was issued to correct the incident before the Waste Agency and Catalonia and the Autonomous Community of Aragon.</p>
<p>Spain (2019)</p>	<p>The State establishes the bases of Responsibility, surveillance, inspection, control and sanctioning regime in Title VII of Law 22/2011, of July 28, on waste and contaminated soils. Specifically in articles 42, 43 and 44 of Chapter I (Responsibility, surveillance, inspection and control), and in articles 45, 46, 47, 48, 49, 50, 51, 52, 53, 54, 55 and 56 of its Chapter II (Penalty regime). It has also developed regulations in this regard through Royal Decree 180/2015 which regulates the transfer of waste within the territory of the State.</p> <p>The surveillance and control systems are those indicated in the previous section. The sanctions are processed through the respective regional services with competences in the matter, in addition to the General Directorate of Quality and Environmental Assessment of MITERD and the Nature Protection Service (SEPRONA), of the Civil Guard within the framework of their competencies.</p> <p>a) Castilla-La Mancha</p> <p>As a prevention and detection measure, CLM has an Inspection Plan for Cross-Border Waste Transfers for the period 2017-2020, which is developed in Annual Programs, in the latter, the inspections to be carried out in operators are determined (based on a risk</p>

	<p>analysis) and in transit.</p> <p>If, as a result of the systematic inspections carried out, or the non-systematic ones (associated with complaints, reports, etc.), illegal cross-border transfers are detected, a sanctioning procedure is processed. The sanctioning framework for illegal transfers is included in Law 22/2011, of July 28, on waste and contaminated soils.</p> <p>b) Valencia</p> <p>It is prevented with the information that is provided to companies through means such as web pages. An Inspection Plan for Cross-Border Transfers was developed for the period 2017-2022.</p> <p>Illegal transfers are detected through controls at facilities and in transit, as well as by reviewing the documentation submitted.</p> <p>It is sanctioned in accordance with Law 22/2011, of July 28, on Waste and Soils contaminated with waste.</p> <p>c) Extremadura</p> <p>Regarding this section, the Autonomous Community of Extremadura has developed an environmental surveillance and inspection program on waste for the CCAA of Extremadura.</p> <p>d) Navarra</p> <p>Through the Annual Inspection Plan, coordination between inspection bodies is established. Sanctioning proceedings are initiated, when deemed necessary.</p> <p>e) Andalusia</p> <p>No illicit transfers have been detected in 2019.</p>
<p>Sweden (2016-2019)</p>	<p>The supervision and operative control in this area is conducted by regional environmental authorities in Sweden (County Administrative Boards, and partly by Municipalities). The controls and inspections are undertaken partly on waste sites and facilities. At the borders the County Administrative Boards collaborates with particularly the customs and the police with the controls. At the border shipments is often discovered and selected by the customs from their declaration system. The customs maybe have become suspicious of the declaration in their system in some way, or have put a block on some special company or suspicious waste stream, such as refrigerators to third countries.</p> <p>Sweden introduced criminal provisions in May 2010, where attempted crime is included. There are also some sanction charges on lesser offenses of more administrative nature.</p> <p>We have a national coordination group with various relevant Swedish authorities (EPA, Regional Authorities, Customs, National Police, Coast Guard...), where we work with questions how to improve and get a more effective supervision related to transboundary movement of waste in Sweden. Since 2012 we have developed an action plan within the national group for the area. We update this plan regularly. We have an inspection plan from 1 January 2017 according to new Art 50 of 1013/2006.</p> <p>There are also several regional coordination groups working with inspections and controls on shipments of waste.</p>
<p>United Kingdom (2016-2019)</p>	<p>The Environment Agency takes an intelligence led approach to the detection and inspection of illegal shipments focussing on specific problematic waste streams. Some enforcement activity occurs in transit, at roadsides and at ports. Further prevention work is carried out through considerable attention to the provision of easily</p>

understood guidance on a variety of topics and a customer focussed approach to enquiries received in the organisation. We have a web-based ‘Waste Export Controls Tool’ which allows anyone involved in exports of waste to determine the procedures that apply to the export of specific wastes destined for specific countries.

Where illegal shipments occur these are enforced using powers provided by the Waste Shipment Regulation (EC) No. 1013/2006. This Regulation confers certain powers upon competent authorities to obtain information, stop movements, prohibit activities and seize waste in order to aid our investigation and enforcement against illegal traffic of waste. UK Customs are also provided with powers to detain waste. Where our investigations result in prosecution, the offences, defences and penalties are provided by the above Regulation.

In 2016/2017/2018/2019 our intelligence led enforcement approach has seen a continued focus on identifying, stopping and intervention at source of illegal shipments of waste. We continue to work with law enforcement partners and other competent authorities through a variety of formal and informal networks which include IMPEL and Interpol contributing to a variety of enforcement projects focussed on collaborative inspection work, building the capacity of enforcement staff in developing countries and sharing criminal intelligence.

NRW largely relies on providing ‘reactive’ responses to identified non-compliant / illegal waste exports (that are identified by Competent Authorities or other parties). Such instances are then investigated by NRW officers and appropriate enforcement responses will then be issued to the parties responsible.

In 2017 there were 2 identified instances of illegal exports of ELVs (containing hazardous substances) being exported to the Netherlands and Poland without notification (in accordance with Article 4 of the EC WSR 1013/2006). Warning and advice & guidance letters were subsequently issued.

It should be noted that there are no significant shipping container movements leaving directly from Welsh ports. NRW works with the EA (of England) to identify and investigate any illegal exports arising from Wales leaving the UK from English ports. NRW target any compliance inspections at sites of dispatch rather than at ports.

The NIEA receive and check all annex VII forms for exports of green waste. These are used in conjunction with shipping manifests to select shipments for further checks – both administratively by requesting contracts and also to carry out physical check at ports and roads, NIEA officers continue to maintain a presence at the portal frontiers. This is done in conjunction with audits and checks on notifiable waste. Any wastes awaiting export which do not conform to the requirements of Waste Shipments Regulation (EC) No. 1013/2006 are prohibited from moving and the relevant enforcement action taken. The NIEA also maintain a strong presence at producers/exporters of waste, the main aim being to increase quality recyclates for export and preventing illegal activity.

The Scottish Environment Protection Agency (SEPA) uses a ‘waste-flow’ approach to prevent illegal shipments of waste. This allows SEPA to stop such shipments at sites of loading or transit points such as ports. Our main focus is on the export of poor quality household recyclates such as plastics and paper, and waste electrical and electronic equipment. Annex VII forms for the export of green waste, contracts and movement forms for notified waste are also checked. Any non-compliant loads identified are investigated by SEPA officers and enforcement pursued in line with our Enforcement Policy. We continue to work with our partners in IMPEL, and project manage the IMPEL Shipments of Waste Enforcement Actions Project,’ which co-ordinates inspection activity in 33 European countries.

(Addition in 2019): The Bailiwick of Guernsey’s Office of Environmental Health and

	<p>Pollution Regulation (OEHPR) works closely with the Guernsey Border Agency and neighbouring authorities to monitor movements of waste into Guernsey's two commercial ports and one airport. There are a limited number of vessels that have the capacity to transport waste and these are by legitimate companies through TFS consents. The OEHPR regularly liaises with Guernsey Border Agency (customs) who notify the office of any imports and / or exports of concern. Enforcement powers exist under the Environmental Pollution (Guernsey) Law, 2004 including provisions for notices to be served for requesting information, detention, seizure and compliance. If any illegal imports were to be identified action would be taken under these provisions.</p>
--	--

** Member State replies that have been translated into English.*

6.3.7 Questions 12 & 13 - Information on Spot Checks on Shipments of Waste or on the Related Recovery or Disposal

24 Member States provided some form of information relating to spot checks carried out on shipments of waste or on the related recovery or disposal (in relation to *Article 50 (2)*) across all four years of the reporting period. Four Member State (Luxembourg, Lithuania, Ireland, and the Netherlands) provided information for some but not all reporting periods. Luxembourg stated that it did not perform any spot checks in 2016 and provided the reason that no inspections were made in these years due to legal problems.

Numbers of spot checks vary greatly, with some Member States carrying out several thousands in a year (e.g. Germany), several hundred (e.g. Sweden) or fewer than one hundred (e.g. Luxembourg). The responses below give an account of where different Member States target their enforcement and the level of enforcement undertaken. It should be noted that different Member States define ‘spot check’ differently, making a direct comparison of the reported figures problematic.

Table 6-9: Questions 12 & 13 - Information on Spot Checks on Shipments of Waste or on the Related Recovery or Disposal

Member State	Additional Remarks
Austria (2016-2019)	<ul style="list-style-type: none"> • 38 days of road inspection (near the border) by the Federal Ministry of Agriculture, forestry, Environment and Water Management together with the Federal Environment Agency, customs and police • 27 on the spot inspections of facilities by the Federal Ministry of Agriculture, forestry, Environment and Water Management • Regular road inspections by police (mostly combined with other controls, e.g. ADR) and customs. • Regular inspections of companies by the local authorities (Federal Provinces)
Belgium (2016)	<p>Number of checks on shipments of waste or on related recovery or disposal operations:</p> <p>Customs:</p> <p>Total: 3 624 spot checks (605 roadside checks by motorbike inspection teams, 3 019 checks carried out following the selection of declarations based on the ‘waste’ risk), 146 of which were consignments that were non-compliant with customs requirements</p> <p>Police:</p> <p>Total: 478 spot checks (146 checks on imports, including 11 infringements, 157 checks on exports, including 3 infringements, 175 checks on transit, including 6 infringements)</p> <p>Flemish Region:</p> <p>Total: 2 862 spot checks, including 262 alleged illegal shipments</p> <p>Brussels Capital Region:</p> <p>Pursuant to Article 50, 113 spot checks were carried out at the place of dispatch and on producers, holders or notifiers.</p> <ul style="list-style-type: none"> • 65 establishments were checked as part of chain supervision (traceability of waste, waste registers). • 48 establishments that sort and/or process waste were checked. • During these inspections, 5 of these establishments were found to have shipped waste illegally (see Table 5). <p>Walloon Region:</p>

	<p>The application of and compliance with Regulation 1013/2006 is ensured in Wallonia:</p> <ul style="list-style-type: none"> • by roadside checks in collaboration specifically with the police; • by targeted monitoring of enterprises involved in waste management; • by checks on waste disposal as part of the usual inspections on Walloon enterprises.
Belgium (2017)	<p>- number of inspections, including physical checks, of establishments, undertakings, brokers and dealers, related to shipments of waste:</p> <p>Brussels Capital Region : 153 inspections</p> <p>Walloon Region: no statistics available</p> <p>Flemish Region: 2967 inspections</p> <p>- number of inspections of shipments of waste, including physical checks:</p> <p>Walloon Region: no statistics available</p> <p>Inspections by customs concerning the EU Waste Shipment Regulation:</p> <ul style="list-style-type: none"> • 357 inspections carried out by the mobile teams (roadside checks) • 3.122 inspections carried out in response to the selection of customs declarations based on the risk 'waste' <p>- number of supposed illegalities concerning establishments, undertakings, brokers, and dealers, related to shipments of waste:</p> <p>Brussels Capital Region : 22 inspections</p> <p>Walloon Region: no statistics available</p> <p>Flemish Region: 610 inspections</p> <p>- number of supposed illegal shipments ascertained during the inspections:</p> <p>Brussels Capital Region : 3 supposed illegal shipments (see table 5)</p> <p>Flemish Region: 228 supposed illegal shipments (see table 5)</p> <p>Walloon Region: no statistics available</p> <p>Additional remarks:</p> <p>Walloon Region:</p> <p>The application and compliance with Regulation 1013/2006 in Wallonia is ensured - by targeted monitoring of companies involved in waste management - by verifications of waste disposal as part of the usual inspections of Walloon companies and in particular IED controls.</p> <p>Remark: information about inspections by police forces in Belgium is missing at this moment and will be provided in January 2019.</p>
Belgium (2018)	<p>- number of inspections, including physical checks, of establishments, undertakings, brokers and dealers, related to shipments of waste:</p> <p>Brussels Capital Region : 111 inspections</p> <p>Walloon Region: no statistics available</p> <p>Flemish Region: 702 inspections</p> <p>- number of inspections of shipments of waste, including physical checks:</p>

	<p>Walloon Region: no statistics available</p> <p>- number of supposed illegalities concerning establishments, undertakings, brokers, and dealers, related to shipments of waste:</p> <p>Brussels Capital Region : 30 inspections</p> <p>Walloon Region: no statistics available</p> <p>Flemish Region: 568 inspections</p> <p>- number of supposed illegal shipments ascertained during the inspections:</p> <p>Brussels Capital Region : 2 supposed illegal shipments (see table 5)</p> <p>Flemish Region: 216 supposed illegal shipments (see table 5)</p> <p>Walloon Region: no statistics available</p> <p>Additional remarks:</p> <p>Walloon Region:</p> <p>The application and compliance with Regulation 1013/2006 in Wallonia is ensured:</p> <ul style="list-style-type: none"> • by targeted monitoring of companies involved in waste management • by verifications of waste disposal as part of the usual inspections of Walloon companies and in particular IED controls. • by road checks on Walloon territory <p>Inspections by customs concerning the EU Waste Shipment Regulation in 2018:</p> <ul style="list-style-type: none"> • 1.030 inspections carried out by the mobile teams (roadside checks). • 2.913 inspections carried out in response to the selection of customs declarations based on the risk profiles concerning waste <p>Inspection by policy forces in Belgium in 2018</p> <p>In total 436 inspections:</p> <ul style="list-style-type: none"> • 135 inspections on import, of which 10 infringements • 134 inspections on export, of which 12 infringements • 167 inspections on transit, of which 7 infringements
<p>Belgium (2019)</p>	<p>Summary information on the outcome of the inspections carried out pursuant to Article 50(2), including:</p> <p>- number of inspections, including physical checks, of establishments, undertakings, brokers, and dealers, related to shipments of waste:</p> <p>Brussels Capital Region : 58 inspections</p> <p>Walloon Region: no statistics available</p> <p>Flemish Region: 757 inspections</p> <p>- number of inspections of shipments of waste, including physical checks:</p> <p>Walloon Region: no statistics available</p> <p>Flemish Region: 20 inspections</p> <p>- number of supposed illegalities concerning establishments, undertakings, brokers, and dealers, related to shipments of waste:</p> <p>Brussels Capital Region : 31 inspections</p>

	<p>Walloon Region: no statistics available</p> <p>Flemish Region: 647 inspections</p> <p>- number of supposed illegal shipments ascertained during the inspections:</p> <p>Brussels Capital Region : 5 supposed illegal shipments (see table 5)</p> <p>Flemish Region: 233 supposed illegal shipments (see table 5)</p> <p>Walloon Region: no statistics available</p> <p>Additional remarks:</p> <p>Walloon Region:</p> <p>The application and compliance with Regulation 1013/2006 in Wallonia is ensured:</p> <ul style="list-style-type: none"> • by targeted monitoring of companies involved in waste management • by verifications of waste disposal as part of the usual inspections of Walloon companies and in particular IED controls. <p>Inspections by customs concerning the EU Waste Shipment Regulation in 2019:</p> <ul style="list-style-type: none"> • 1.748 inspections carried out by the mobile teams (roadside checks). • 3.480 inspections carried out in response to the selection of customs declarations based on the risk profiles concerning waste <p>Inspection by policy forces in Belgium in 2019:</p> <p>In total 281 inspections:</p> <ul style="list-style-type: none"> • 124 inspections on import, of which 3 infringements • 65 inspections on export, of which 2 infringements • 92 inspections on transit, of which 5 infringements
<p>Bulgaria (2016)</p>	<p>Local environmental authorities perform checks at waste treatment facilities on regular basis and customs, border police and transport authorities perform checks of waste shipments as part of their routine, day-to-day activities.</p> <p>In addition to the routine waste shipment checks 8 follow-up inspections were carried out by the environmental authorities at waste treatment sites on request of the Ministry of Environment and Water as competent authority for implementing Regulation 1013/2006. These inspections were organised following information submitted by competent authorities in another Member States on suspected or detained illegal waste shipments destined to Bulgaria.</p>
<p>Bulgaria (2017)</p>	<p>In 2017 the regional environmental inspectorates carried out a total of 126 inspections, including physical checks, of establishments, undertakings, brokers and dealers, related to shipments of waste.</p> <p>Custom bodies reported a total of 1530 inspections of waste shipments performed as part of their routine daily work.</p> <p>The number of inspections carried out by Border Police officials as part of their daily routine work can't be specified.</p> <p>Two two-day inspection campaigns were jointly carried out by regional inspectorates, customs and border police officials and covered all incoming waste shipments.</p> <p>In 11 cases of inspections of establishments, undertakings, brokers, and dealers, related to shipments of waste some irregularities were ascertained.</p> <p>In 2 cases of waste shipment inspections illegalities were found out.</p>

<p>Bulgaria (2018)</p>	<p>In 2018 the regional environmental inspectorates carried out a total of 108 inspections, including physical checks, of establishments, undertakings, brokers and dealers, related to shipments of waste.</p> <p>The number of inspections carried out by Border Police and Custom bodies officials as part of their daily routine work can't be specified.</p> <p>One two-day inspection campaign was jointly carried out by regional inspectorates, customs and border police officials and covered all incoming waste shipments.</p> <p>In 4 cases of waste shipment inspections illegalities were found out.</p>
<p>Bulgaria (2019)</p>	<p>In 2019 the regional environmental inspectorates carried out a total of 228 inspections, including physical checks, of establishments, undertakings, brokers and dealers, related to shipments of waste.</p> <p>The number of inspections carried out by Border Police and Custom bodies officials as part of their daily routine work can't be specified.</p> <p>One two-day inspection campaign was jointly carried out by regional inspectorates, customs and border police officials and covered all incoming waste shipments.</p>
<p>Croatia (2016)</p>	<p>During 2016 inspectional spot checks were done on 12 road border crossings, in 4 harbours, on 1 railway border crossing, in 7 customs offices and in 83 legal persons that are involved in transboundary shipments of waste. There were 182 inspection supervisions in total – 138 regular and 44 extraordinary, there were checked 258 vehicles.</p> <p>1 spot check was done in joint action with Slovenian colleagues.</p> <p>Due to irregularities inspectors issued 1 decision on prohibition of transport of waste which is not subject to notification procedure. There were also 19 indictment proposals.</p> <p>During 2016, according to indictment proposals misdemeanour courts have adjudged 5 fines in total amount of 12500 HRK.</p> <p>Additional remarks:</p> <p>Regular inspections were carried out exclusively during the working hours, in the morning, what had the effect of rather low number of infringements detected.</p>
<p>Croatia (2017)</p>	<p>number of inspections, including physical checks, of establishments, undertakings, brokers and dealers, related to shipments of waste: 165</p> <ul style="list-style-type: none"> - number of inspections of shipments of waste, including physical checks: 398 - number of supposed illegalities concerning establishments, undertakings, brokers, and dealers, related to shipments of waste: 8 - number of supposed illegal shipments ascertained during the inspections: <p>In inspection controls 9 irregularities were determined and 3 repatriations of shipments organised.</p>
<p>Croatia (2018)</p>	<ul style="list-style-type: none"> - number of inspections, including physical checks, of establishments, undertakings, brokers and dealers, related to shipments of waste: 483 - number of inspections of shipments of waste, including physical checks: 752 - number of supposed illegalities concerning establishments, undertakings, brokers, and dealers, related to shipments of waste: 332 - number of supposed illegal shipments ascertained during the inspections: 14

	<p>Additional remarks:</p> <p>Inspections at border crossings noted during 2018 an increase in imported quantities of waste not subject to notification, namely waste plastics of key number 15 01 02 and wastes from mechanical treatment of waste of key number 19 12 04.</p> <p>Countries from which it was largely imported the listed wastes not subject to the notification procedure are: Bosnia and Herzegovina, Austria, Slovenia, Italy and Germany.</p> <p>Inspections at border crossings also revealed that significantly more waste is being transmitted through the territory of the Republic of Croatia during the year than the previous year from EU Member States to third countries, in this case Bosnia and Herzegovina to Lukavac.</p>
Croatia (2019)	<ul style="list-style-type: none"> - number of inspections, including physical checks, of establishments, undertakings, brokers and dealers, related to shipments of waste: 483 - number of inspections of shipments of waste, including physical checks: 752 - number of supposed illegalities concerning establishments, undertakings, brokers, and dealers, related to shipments of waste: 332 - number of supposed illegal shipments ascertained during the inspections: 14 <p>Additional remarks:</p> <p>Inspections at border crossings noted during 2019 an increase in imported quantities of waste not subject to notification, namely waste plastics of key number 15 01 02 and wastes from mechanical treatment of waste of key number 19 12 04.</p> <p>Countries from which it was largely imported the listed wastes not subject to the notification procedure are: Italy.</p> <p>Due to irregularities determined by inspections in accordance with the aforementioned provisions, 332 illegal shipments of waste in company inspection were detected during 2019 (up to 10 illegal shipments were detected in the previous years).</p>
Cyprus (2016)	<p>During 2016, Cyprus performed the following number of checks (paperwork and physical examination): 170.</p> <p><i>The number of supposed illegal shipments ascertained during these checks were 38.</i></p> <p>37 cases were related to missing documents (Annex VII for non-Hazardous Wastes or contract between exporter and importer) and/or missing information.</p> <p>One case concerned the export of waste of electric and electronic equipment (CRT TVs) from Cyprus to Nigeria that was not detected and stopped during loading.</p>
Cyprus (2017)	<p>During 2017, Cyprus performed the following:</p> <p>Number of inspections, including physical checks, of establishments, undertakings, brokers, and dealers, related to shipments of waste: 81</p> <p>Number of inspections of shipments of waste, including physical checks: 93</p> <p>Number of supposed illegalities concerning establishments, undertakings, brokers, and dealers, related to shipments of waste: 1</p> <p>Number of supposed illegal shipments ascertained during the inspections: 3</p> <p>Further to the above, some irregularities were detected on Shipments of “Green” Wastes that were related to missing information on Annex VII document and/or absence of</p>

	Contract according to Article 18(2) of the WSR.
Cyprus (2018)	<p>During 2018, Cyprus performed the following:</p> <p>Number of inspections, including physical checks, of establishments, undertakings, brokers and dealers, related to shipments of waste: 57</p> <p>Number of inspections of shipments of waste, including physical checks: 323</p> <p>Further to the above, there were detected some irregularities on Shipments of “Green” Wastes that were related to missing information on Annex VII document and/or absence of Contract according to Article 18(2) of the WSR.</p>
Cyprus (2019)	<p>During 2019, Cyprus performed the following:</p> <p>Number of inspections, including physical checks, of establishments, undertakings, brokers and dealers, related to shipments of waste: 125</p> <p>Number of inspections of shipments of waste, including physical checks: 1158</p> <p>Further to the above, there were detected some irregularities on Shipments of “Green” Wastes that were related to missing information on Annex VII document and/or absence of Contract according to Article 18(2) of the WSR.</p>
Czech Republic (2016)	<p>In 2016, checks during transport (international and domestic) carried out by the customs authorities and the Czech Environmental Inspectorate, in cooperation with the Police of the Czechia, and checks carried out in cooperation with all inspecting authorities during joint international events (the total number of vehicles checked */of which found violations): 539/14</p> <p>Checks during customs procedure that related to shipment of waste (the total number of consignments checked/of which found violations): 9/1</p> <p>Checks enterprises and facilities related to transboundary movement of waste carried out by the Czech Environmental Inspectorate (the number of checks in facilities/of which found violations): 78/5</p> <p>*It was not recorded how many vehicles transported waste.</p>
Czech Republic (2017)	<p>In 2017, Czech Republic performed the following:</p> <p>Number of inspections, including physical checks, of establishments, undertakings, brokers, and dealers, related to shipments of waste^a: 75</p> <p>Number of inspections of shipments of waste, including physical checks^b: 168^c</p> <p>Number of supposed illegalities concerning establishments, undertakings, brokers, and dealers, related to shipments of waste: 9</p> <p>Number of supposed illegal shipments ascertained during the inspections: 25</p> <p>Number of checks during customs procedure related to shipment of waste (the total number of consignments checked/of which found violations): 28/1</p> <p>^a Checks of enterprises and facilities related to transboundary movement of waste carried out by the Czech Environmental Inspectorate</p> <p>^b Checks during transport (international and domestic)</p> <p>^c It is not recorded how many vehicles transported waste.</p>
Czech Republic (2018)	<p>In 2018, Czech Republic performed the following:</p> <p>Number of inspections, including physical checks, of establishments, undertakings,</p>

	<p>brokers, and dealers, related to shipments of waste^a: 63</p> <p>Number of inspections of shipments of waste, including physical checks^b: 376^c</p> <p>Number of supposed illegalities concerning establishments, undertakings, brokers, and dealers, related to shipments of waste: 8</p> <p>Number of supposed illegal shipments ascertained during the inspections: 23</p> <p>Number of checks during customs procedure related to shipment of waste (the total number of consignments checked/of which found violations): 9/1</p> <p>^aChecks of enterprises and facilities related to transboundary movement of waste carried out by the Czech Environmental Inspectorate</p> <p>^bChecks during transport (international and domestic)</p> <p>^cIt is not recorded how many vehicles transported waste.</p>
Czech Republic (2019)	<p>In 2019, Czech Republic performed the following:</p> <p>Number of inspections, including physical checks, of establishments, undertakings, brokers, and dealers, related to shipments of waste^a: 69</p> <p>Number of inspections of shipments of waste, including physical checks^b: 1577^c</p> <p>Number of supposed illegalities concerning establishments, undertakings, brokers, and dealers, related to shipments of waste: 23</p> <p>Number of supposed illegal shipments ascertained during the inspections: 60</p> <p>Checks during customs procedure related to shipment of waste (the total number of consignments checked/of which found violations): 16/4</p> <p>^aChecks of enterprises and facilities related to transboundary movement of waste carried out by the Czech Environmental Inspectorate</p> <p>^bChecks during transport (international and domestic)</p> <p>^cIt is not recorded how many vehicles transported waste.</p>
Denmark (2016)	<p>In 2016, Denmark performed the following:</p> <p>Number of checks on shipments of waste or on the related recovery or disposal:</p> <ul style="list-style-type: none"> • 252 checks on shipments <p>Number of supposed illegal shipments ascertained during these checks:</p> <ul style="list-style-type: none"> • 29 considered illegal according to the regulation (7 of these were lacking notification)
Denmark (2017)	<p>In 2017, Denmark performed the following:</p> <p>Number of inspections, including physical checks, of establishments, undertakings, brokers, and dealers, related to shipments of waste:</p> <ul style="list-style-type: none"> • 9 road inspections in 2017 <p>Number of inspections of shipments of waste, including physical checks:</p> <ul style="list-style-type: none"> • 214 checks on shipments during road inspections <p>Number of supposed illegalities concerning establishments, undertakings, brokers, and dealers, related to shipments of waste:</p> <ul style="list-style-type: none"> • 22 considered illegal according to the regulation, found during road

	<p>inspections</p> <p>Number of supposed illegal shipments ascertained during the inspections:</p> <ul style="list-style-type: none"> • 22 considered illegal according to the regulation, found during road inspections <p>Additionally, 10 cases were investigated and closed in 2017 on basis of other forms of control than road inspections, primarily from being contacted by other CA's.</p> <p>Additional remarks:</p> <ul style="list-style-type: none"> • 14 shipments: Incomplete Annex VII • 1 shipment: They have forgot a copy of Annex 1a • 1 shipment: The financial guarantees was exceeded • 2 shipments: Carrier was not register in the Danish Waste Register • 4 shipments: other
<p>Denmark (2018)</p>	<p>In 2018, Denmark performed the following:</p> <p>Number of inspections, including physical checks, of establishments, undertakings, brokers, and dealers, related to shipments of waste:</p> <ul style="list-style-type: none"> • 9 road inspections in 2018 <p>number of inspections of shipments of waste, including physical checks:</p> <ul style="list-style-type: none"> • 192 <p>Number of supposed illegalities concerning establishments, undertakings, brokers, and dealers, related to shipments of waste:</p> <ul style="list-style-type: none"> • 26 considered illegal according to the regulation, found during road inspections <p>Number of supposed illegal shipments ascertained during the inspections:</p> <ul style="list-style-type: none"> • 26 considered illegal according to the regulation, found during road inspections <p>Additionally, 23 cases were investigated and closed in 2018 on basis of other forms of control than road inspections, primarily from being contacted by other CA's</p>
<p>Denmark (2019)</p>	<p>In 2019, Denmark performed the following:</p> <p>Number of inspections, including physical checks, of establishments, undertakings, brokers, and dealers, related to shipments of waste:</p> <ul style="list-style-type: none"> • 5 road inspections in 2019 <p>Number of inspections of shipments of waste, including physical checks:</p> <ul style="list-style-type: none"> • 82 shipments inspected at the Danish EPA's physical checks. <p>Number of supposed illegalities concerning establishments, undertakings, brokers, and dealers, related to shipments of waste:</p> <ul style="list-style-type: none"> • 11 considered illegal according to the regulation, found during road inspections <p>Number of supposed illegal shipments ascertained during the inspections:</p> <ul style="list-style-type: none"> • 11 considered illegal according to the regulation, found during road inspections

	<p>Illegal shipments ascertained during administrative supervision and inspections done by the Danish EPA with our own data or information received by other MS authorities, the Danish police, customs and municipalities are not included, but estimated to be approximately 22 illegal cases.</p>
Estonia (2016)	<p>In 2016, Estonia performed the following:</p> <p>Number of checks on shipments of waste or on the related recovery or disposal: 50</p> <p>Number of supposed illegal shipments ascertained during these checks: 0</p>
Estonia (2017)	<p>In 2017, Estonia performed the following:</p> <p>Number of inspections, including physical checks, of establishments, undertakings, brokers, and dealers, related to shipments of waste: 50</p> <p>Number of inspections of shipments of waste, including physical checks: 147</p> <p>Number of supposed illegalities concerning establishments, undertakings, brokers, and dealers, related to shipments of waste: 2</p> <p>Number of supposed illegal shipments ascertained during the inspections: 1</p>
Estonia (2018)	<p>In 2018, Estonia performed the following:</p> <p>Number of inspections, including physical checks, of establishments, undertakings, brokers and dealers, related to shipments of waste: 50</p> <p>Number of inspections of shipments of waste, including physical checks: 147</p> <p>Number of supposed illegalities concerning establishments, undertakings, brokers, and dealers, related to shipments of waste: 2</p> <p>Number of supposed illegal shipments ascertained during the inspections: 1</p>
Estonia (2019)	<p>In 2019, Estonia performed the following:</p> <p>Number of inspections, including physical checks, of establishments, Undertakings, brokers and dealers, related to shipments of waste: 136</p> <p>Number of inspections of shipments of waste, including physical checks: 5</p> <p>Number of supposed illegalities concerning establishments, undertakings, Brokers, and dealers, related to shipments of waste: 2</p> <p>Number of supposed illegal shipments ascertained during the inspections: 5</p>
Finland (2016)	<p>In 2016, Finland performed the following:</p> <p>Number of checks on shipments of waste or on the related recovery or disposal:</p> <ul style="list-style-type: none"> • Company inspections: 2 • Road/border crossing inspections: 1 <p>Number of supposed illegal shipments ascertained during these checks: 0</p> <p>Checks on containers in harbours are made based on risk analysis by customs in co-operation with Finnish Environment Institute. Containers are unloaded and checked if needed. In some cases, the exporter is allowed to reload the container after the items classified as waste have been removed and packing has been sufficient.</p>
Finland (2017)	<p>In 2017, Finland performed the following:</p> <p>Number of inspections, including physical checks, of establishments, undertakings,</p>

	<p>brokers, and dealers, related to shipments of waste:</p> <ul style="list-style-type: none"> • Finnish Environment Institute: 0 inspections • Centres for Economic Development, Transport and the Environment: 44 inspections • municipal authorities: 10 inspections • Total: 54 <p>Number of inspections of shipments of waste, including physical checks:</p> <ul style="list-style-type: none"> • Customs and/or Finnish Environment Institute: 39 • Harbour/boarder inspections: 327 • Total: 366 <p>Number of supposed illegalities concerning establishments, undertakings, brokers, and dealers, related to shipments of waste:</p> <ul style="list-style-type: none"> • Centres for Economic Development, Transport and the Environment: 1 • Municipal authorities: 1 • Total: 2 <p>Number of supposed illegal shipments ascertained during the inspections:</p> <ul style="list-style-type: none"> • Customs and/or Finnish Environment Institute: 18 • Harbour/boarder inspections: 18 • Total: 36 <p>Most illegal shipments reported have been minor offences and the exporters have not been prosecuted. In many cases the exporters have been given a chance to correct their procedures</p>
<p>Finland (2018)</p>	<p>In 2018, Finland performed the following</p> <p>Number of inspections, including physical checks, of establishments, undertakings, brokers, and dealers, related to shipments of waste:</p> <ul style="list-style-type: none"> • Finnish Environment Institute: 1 inspection • Centres for Economic Development, Transport and the Environment: 38 inspections • Municipal authorities: 30 inspections • Total: 69 <p>Number of inspections of shipments of waste, including physical checks:</p> <ul style="list-style-type: none"> • Customs and/or Finnish Environment Institute: 64 • Harbour/boarder inspections: Vaalimaa 163, Turku/Naantali 168 • Total: 395 <p>Number of supposed illegalities concerning establishments, undertakings, brokers, and dealers, related to shipments of waste:</p> <ul style="list-style-type: none"> • Centres for Economic Development, Transport and the Environment: • Municipal authorities: 3 • Total: 3 <p>Number of supposed illegal shipments ascertained during the inspections:</p> <ul style="list-style-type: none"> • Customs and/or Finnish Environment Institute: 22 • Harbour/boarder inspections: Vaalimaa 3, Turku/Naantali 11 • Total: 36

	<p>Most illegal shipments reported have been minor offences and the exporters have not been prosecuted. In many cases the exporters have been given a chance to correct their procedures.</p>
Finland (2019)	<p>In 2019, Finland performed the following:</p> <p>Number of inspections, including physical checks, of establishments, undertakings, brokers and dealers, related to shipments of waste:</p> <ul style="list-style-type: none"> • Finnish Environment Institute: 3 inspections • Centres for Economic Development, Transport and the Environment: 42 inspections • Municipal authorities: 40 inspections • Total: 85 <p>Number of inspections of shipments of waste, including physical checks:</p> <ul style="list-style-type: none"> • Customs and/or Finnish Environment Institute: 33 • Harbour/boarder inspections: Helsinki harbours 369 • total: 402 <p>Number of supposed illegalities concerning establishments, undertakings, brokers, and dealers, related to shipments of waste:</p> <ul style="list-style-type: none"> • Centres for Economic Development, Transport and the Environment: 2 • Municipal authorities: 6 • Total: 8 <p>Number of supposed illegal shipments ascertained during the inspections:</p> <ul style="list-style-type: none"> • Customs and/or Finnish Environment Institute: 27 • Harbour/boarder inspections: Helsinki harbours 14 • Total: 41 <p>Most illegal shipments reported have been minor offences and the exporters have not been prosecuted. In many cases the exporters have been given a chance to correct their procedures.</p>
France (2016)	<p>In 2016, in France:</p> <p>The Office for the fight against the Environmental damage and for Public Health (OCLAESP) reported 119 infringements relating to waste.</p> <p>The French competent authority (PNTTD) reported 90 cases of illegal shipments of waste which have been closed during the reporting period. Cases of illegal shipments can be classified as follows: illegal exports, shipments of waste effected without movement documents, shipments of waste effected without the written consent of the competent authorities of destination or without the written consent of the competent authorities of dispatch, shipments of waste effected without the Annex VII provided by the Waste Shipment Regulation (EC) n° 1013/2006.</p>
France (2017)	<p>In 2017, in France:</p> <p>The customs authorities reported 388 findings relating to waste.</p> <p>The Office for the fight against the Environmental damage and for Public Health (OCLAESP) reported 28 infringements relating to waste.</p> <p>The French competent authority (PNTTD) reported 187 cases of illegal shipments of waste which have been closed during the reporting period. Cases of illegal shipments can</p>

	<p>be classified as follows: illegal exports, shipments of waste effected without movement documents, shipments of waste effected without the written consent of the competent authorities of destination or without the written consent of the competent authorities of dispatch, shipments of waste effected without the Annex VII provided by the Waste Shipment Regulation (EC) n° 1013/2006.</p>
France (2018)	<p>In 2018, in France:</p> <p>The customs authorities reported 607 findings relating to waste.</p> <p>The Office for the fight against the Environmental damage and for Public Health (OCLAESP) reported 11 infringements relating to waste.</p> <p>The French competent authority (PNTTD) reported 183 cases of illegal shipments of waste which have been closed during the reporting period. Cases of illegal shipments can be classified as follows: illegal exports, shipments of waste effected without movement documents, shipments of waste effected without the written consent of the competent authorities of destination or without the written consent of the competent authorities of dispatch, shipments of waste effected without the Annex VII provided by the Waste Shipment Regulation (EC) n° 1013/2006.</p>
France (2019)	<p>In 2019, in France:</p> <p>The French competent authority (PNTTD) reported 186 cases of illegal shipments of waste which have been closed during the reporting period. Cases of illegal shipments can be classified as follows: illegal exports, shipments of waste effected without movement documents, shipments of waste effected without the written consent of the competent authorities of destination or without the written consent of the competent authorities of dispatch, shipments of waste effected without the Annex VII provided by the Waste Shipment Regulation (EC) n° 1013/2006.</p>
Germany (2016)	<p>Number of checks on shipments of waste or on the related recovery or disposal:</p> <p>Transport checks:</p> <ul style="list-style-type: none"> • The Federal Agency for Traffic of Goods (Bundesamt für Güterverkehr) has checked 21400 waste transports on major roads. The number of contained transboundary shipments could not be determined. • The federal states counted about 3200 checks. There is a partly overlap with the data of the Bundesamt für Güterverkehr. The figure may not include occasion-related checks by the police. • All shipments which leave or enter the territory of the European Union at the German border (ports, airports and the border to Switzerland) are subject to customs controls. <p>Facility checks:</p> <ul style="list-style-type: none"> • The federal states counted about 700 facility checks. The checks are in the responsibility of regional or local authorities. <p>Germany is also participating in the joint enforcement activities of the IMPEL Enforcement Actions Project.</p> <p>Number of supposed illegal shipments ascertained during these checks:</p> <p>The competent authorities of the federal states reported 300 cases of supposed illegal shipments. The German police counted 370 cases of supposed illegal shipments, which were forwarded to prosecution (Police Crime Statistics). There may be an overlap between these figures. For</p>

	<p>confirmed illegal shipments see table 5.</p>
<p>Germany (2017)</p>	<p>The regional or local authorities in the federal states reported 1020 facility checks</p> <p>Number of inspections of shipments of waste, including physical checks:</p> <ul style="list-style-type: none"> • The Federal Agency for Traffic of Goods (Bundesamt für Güterverkehr) has checked 21400 waste transports on major roads. The number of contained transboundary shipments could not be determined. • The federal states counted about 4200 checks. There is a partly overlap with the data of the Bundesamt für Güterverkehr. The figure may not include occasion-related checks by the police. • All shipments which leave or enter the territory of the European Union at the German border (ports, airports and the border to Switzerland) are subject to customs controls. <p>Germany is also participating in the joint enforcement activities of the IMPEL Enforcement Actions Project.</p> <p>Number of supposed illegalities concerning establishments, undertakings, brokers, and dealers, related to shipments of waste:</p> <ul style="list-style-type: none"> • For illegal shipments see below. 75 other violations of the Waste Shipment Regulation were reported. <p>umber of supposed illegal shipments ascertained during the inspections:</p> <p>The competent authorities of the federal states reported 336 cases of supposed illegal shipments. The German police counted 152 cases of supposed illegal shipments, which were forwarded to prosecution (Police Crime Statistics). There may be an overlap between these figures. For confirmed illegal shipments see table 5.</p>
<p>Germany (2018)</p>	<p>Number of inspections, including physical checks, of establishments, undertakings, brokers and dealers, related to shipments of waste:</p> <ul style="list-style-type: none"> • The regional or local authorities in the federal states reported 908 facility checks. <p>Number of inspections of shipments of waste, including physical checks:</p> <ul style="list-style-type: none"> • The Federal Agency for Traffic of Goods (Bundesamt für Güterverkehr) has checked 21841 waste transports on major roads. The number of contained transboundary shipments could not be determined. • The federal states counted about 4000 checks. There is a partly overlap with the data of the Bundesamt für Güterverkehr. The figure may not include occasion-related checks by the police. • All shipments which leave or enter the territory of the European Union at the German border (ports, airports and the border to Switzerland) are subject to customs controls.

	<p>Germany is also participating in the joint enforcement activities of the IMPEL Shipment of Waste Enforcement Actions Project.</p> <p>Number of supposed illegalities concerning establishments, undertakings, brokers, and dealers, related to shipments of waste:</p> <ul style="list-style-type: none"> • For illegal shipments see below. 98 other violations of the Waste Shipment Regulation were reported. <p>Number of supposed illegal shipments ascertained during the inspections:</p> <ul style="list-style-type: none"> • The competent authorities of the federal states reported about 400 cases of supposed illegal shipments. The German police counted 202 cases of supposed illegal shipments, which were forwarded to prosecution (Police Crime Statistics). There may be an overlap between these figures. For confirmed illegal shipments see table 5. <p>Additional remarks: Link for publication of data pursuant to Article 51(2).¹⁰⁰</p>
<p>Germany (2019)</p>	<p>Number of inspections, including physical checks, of establishments, undertakings, brokers and dealers, related to shipments of waste:</p> <ul style="list-style-type: none"> • The regional or local authorities in the federal states reported about 1,000 facility checks. <p>Number of inspections of shipments of waste, including physical checks:</p> <ul style="list-style-type: none"> • The Federal Agency for Traffic of Goods (Bundesamt für Güterverkehr) has checked 21856 waste transports on major roads. The number of contained transboundary shipments could not be determined. • The federal states counted about 3500 checks. There is a partly overlap with the data of the Bundesamt für Güterverkehr. The figure may not include occasion-related checks by the police. • All shipments which leave or enter the territory of the European Union at the German border (ports, airports and the border to Switzerland) are subject to customs controls. <p>Germany is also participating in the joint enforcement activities of the IMPEL Shipment of Waste Enforcement Actions Project.</p> <p>Number of supposed illegalities concerning establishments, undertakings, brokers, and dealers, related to shipments of waste:</p> <ul style="list-style-type: none"> • For illegal shipments see below. About 500 other violations of the Waste Shipment Regulation were reported. <p>Number of supposed illegal shipments ascertained during the inspections:</p> <ul style="list-style-type: none"> • The competent authorities of the federal states reported about 200 cases of supposed illegal shipments. The German police counted 251 cases of supposed illegal shipments, which were forwarded to prosecution (Police Crime Statistics). There may be an overlap between these figures. For confirmed illegal shipments see table 5.

¹⁰⁰ <https://www.umweltbundesamt.de/en/topics/waste-resources/transfrontier-shipment-of-wastes/prosecution-of-illegal-waste-shipments>

	Additional remarks: Link for publication of data pursuant to Article 51(2). ¹⁰¹
Greece (2016)	<p>In 2016, in Greece, according to the official information received from the Ministry of Finance (central competent authority for customs), 94 spot checks were conducted by the competent Custom Offices in the ports of Greece (i.e. Piraeus, Elefsina, Volos, Thessaloniki), the Custom Offices at the border crossing points or other cities (in which the facility receiving waste was located during import of waste), regarding imports and exports of waste. In addition, the Environmental Inspectors conducted spot check in the port of Thessaloniki, in July 2016, but the case has not been resolved yet.</p> <p>During these checks, illegal shipment was ascertained in the latter case from the spot check conducted by the Environmental Inspectors.</p> <p>In addition, one illegal shipment (Greece was country of destination) of elementary mercury was ascertained according to the information received by the competent authority of dispatch (Germany) on August 2014 and the spot check of the Environmental Inspectors. Mercury was illegally shipped to Greece as product and not as waste. In addition mercury was stored in a non permitted facility. This case was finally closed on February 2016 (Relevant information is included in Table 5)</p> <p>Moreover, as part of the activity of a company acting as notifier, temporary storage of hazardous waste in a non permitted facility was found by the local competent Inspectorate body. The case is not closed yet, but penalties have been imposed on the company acting as notifier and the illegal storage facility.</p>
Greece (2017)	<p>In 2017, in Greece, 7 facilities generating, accepting or processing waste subject to transboundary shipments, were inspected by the Environmental Inspectors of the Ministry of Environment and Energy and approximately 50 data crosschecks were carried out by the Directorate of Waste Management and Environmental Certification through Digital Waste Registry (DWR) comparing the data reported in the DWR and the relevant documentation submitted from the notifiers, or receiving facilities.</p> <p>In 2017, according to the information from the central competent authority for customs (of the Independent Public Revenue Authority), 90 spot checks were conducted by the competent Custom Offices in the ports of Greece (i.e. Piraeus, Elefsina, Thessaloniki), the Custom Offices at the border crossing points or other cities (in which the facility receiving waste was located during import of waste), regarding imports and exports of waste.</p>
Greece (2018)	<p>In 2018, in Greece, Five (5) facilities generating, accepting or processing waste subject to transboundary shipments, were inspected by the Environmental Inspectors of the Ministry of Environment and Energy and approximately 80 data crosschecks were carried out by the Directorate of Waste Management through Digital Waste Registry (DWR) comparing the data reported in the DWR and the relevant documentation submitted from the notifiers, or receiving facilities.</p> <p>In 2018, according to the information from the central competent authority for customs (of the Independent Public Revenue Authority), 10 spot checks were conducted by the competent Custom Offices in the ports of Greece (i.e. Piraeus, Elefsina, Corfu, Chalkis), the Custom Offices at the border crossing points or other cities (in which the facility receiving waste was located during import of waste), regarding imports and exports of waste.</p>

¹⁰¹ <https://www.umweltbundesamt.de/en/topics/waste-resources/transfrontier-shipment-of-wastes/prosecution-of-illegal-waste-shipments>

	<p>During the aforementioned checks there were irregularities in some cases, due to the lack of or incomplete information set in the relevant documents.</p> <p>Two (2) illegal shipments were ascertained.</p> <p>As also reported in 2017, as part of the activity of a company acting as notifier, temporary storage of hazardous waste in a non permitted facility was detected by the local competent Inspectorate body. The case is still pending, but penalties have been imposed on the company acting as notifier and the illegal storage facility.</p> <p>In addition, the case of illegal shipment which was found from the spot check in the port of Thessaloniki by the Environmental Inspectors, in July 2016, has not been resolved yet. Penalties have been imposed on the responsible companies.</p>
Greece (2019)	<p>In 2019, in Greece, Four (4) facilities generating, accepting or processing waste subject to transboundary shipments, were inspected by the Environmental Inspectors of the Ministry of Environment and Energy. In the context of those inspections approximately 90 data crosschecks were carried out by the Directorate of Waste Management through Digital Waste Registry (DWR) comparing the data reported in the DWR and the relevant documentation submitted from the notifiers, or the relevant receiving facilities.</p> <p>In 2019, according to the information collected by the Independent Public Revenue Authority, 21 spot checks were conducted by customs in the ports (i.e. Piraeus, Elefsina, Thessaloniki, Chalkis), at border crossings or in other cities (in which the facility receiving waste was located during import of waste), on imports and exports of waste.</p> <p>During the aforementioned checks irregularities were identified in some cases, such as lack of appropriate documentation or incomplete information.</p> <p>No illegal shipments were ascertained during these inspections.</p>
Hungary (2016)	<p>In 2016, Hungary performed the following:</p> <ul style="list-style-type: none"> • Number of checks on shipments of waste or on the related recovery or disposal: 138 • Number of supposed illegal shipments ascertained during these checks: 19
Hungary (2017)	<p>In 2017, Hungary performed the following:</p> <ul style="list-style-type: none"> • Number of checks on shipments of waste or on the related recovery or disposal: 142 • Number of supposed illegal shipments ascertained during these checks: 2
Hungary (2018)	<p>In 2018, performed the following:</p> <ul style="list-style-type: none"> • Number of inspections, including physical checks of establishments, undertakings, brokers and dealers, related to shipments of waste: 3 • Number of inspections of shipments of waste, including physical checks: 59 • Number of supposed illegalities concerning establishments, undertakings, brokers, and dealers, related to shipments of waste • Number of supposed illegal shipments ascertained during the inspections: 3
Hungary (2019)	<p>In 2019, Hungary performed the following:</p> <ul style="list-style-type: none"> • Number of inspections, including physical checks of establishments, undertakings, brokers and dealers, related to shipments of waste: 4 • Number of inspections of shipments of waste, including physical checks: 59 • Number of supposed illegalities concerning establishments, undertakings,

	<p>brokers, and dealers, related to shipments of waste: -</p> <ul style="list-style-type: none"> • Number of supposed illegal shipments ascertained during the inspections: 3 • Number of inspections document based: 90
Ireland (2016)	<p>The NTFSO at Dublin City Council carried out the following waste shipment enforcement actions in 2016:</p> <ul style="list-style-type: none"> • Number of inspections undertaken 2016: 734 <ul style="list-style-type: none"> ○ Imports: 7 ○ Exports: 414 ○ Product/Non-waste: 57 ○ Second-hand Vehicle/ Vehicle Parts/WEEE/EEE Inspections: 256 • Infringements detected: <ul style="list-style-type: none"> ○ Green list (Article 18) – 16% <ul style="list-style-type: none"> ▪ 313 inspections ▪ 49 infractions ○ Amber list (TFS) - 11% <ul style="list-style-type: none"> ▪ 101 inspections ▪ 11 infractions ○ 2nd hand vehicle/WEEE – 51% <ul style="list-style-type: none"> ▪ 256 inspections ▪ 130 infractions • Prosecutions taken: 0
Ireland (2017)	<p>Number of inspections, including physical checks, of establishments, undertakings, brokers, and dealers, related to shipments of waste:</p> <ul style="list-style-type: none"> • 59 Broker and Dealer verifications • 199 physical checks at establishments <p>Number of inspections of shipments of waste, including physical checks:</p> <ul style="list-style-type: none"> • 229 physical checks of trailers/containers • 698 waste shipment paperwork verifications <p>Number of supposed illegalities concerning establishments, undertakings, brokers, and dealers, related to shipments of waste:</p> <ul style="list-style-type: none"> • 178 direction letters were issued for infractions involving establishments, undertakings, brokers and dealers • A further 18 letters were issued advising of potential infractions • 36 x €350 (€12,600) monitoring fees were issued for repeated infractions • €20,747 in repatriation and return-to-origin fees were issued <p>Number of supposed illegal shipments ascertained during the inspections:</p> <ul style="list-style-type: none"> • 45 waste shipment infractions <p>Additional remarks:</p> <ul style="list-style-type: none"> • 34 multi-agency checkpoints were conducted with Police and other agencies such as Customs and the Road Safety Authority
Ireland (2019)	<p>Number of inspections, including physical checks, of establishments, undertakings, brokers, and dealers, related to shipments of waste:</p> <ul style="list-style-type: none"> • 22 Broker and Dealer verifications • 237 physical checks at establishments

	<p>Number of inspections of shipments of waste, including physical checks:</p> <ul style="list-style-type: none"> • 566 physical checks of trailers/containers • 249 waste shipment paperwork verifications <p>Number of supposed illegalities concerning establishments, undertakings, brokers, and dealers, related to shipments of waste:</p> <ul style="list-style-type: none"> • 199 direction letters were issued for infractions involving establishments, undertakings, brokers and dealers • A further 23 letters were issued advising of potential infractions • 36 x €350 (€12,600) monitoring fees were issued for repeated infractions • €30,896 in repatriation and return-to-origin fees were issued <p>Number of supposed illegal shipments ascertained during the inspections:</p> <ul style="list-style-type: none"> • 64 waste shipment infractions <p>Additional remarks:</p> <ul style="list-style-type: none"> • 24 multi-agency checkpoints were conducted with Police and other agencies such as Customs and the Road Safety Authority
Italy (2016)	<p>In 2016, Italy performed the following:</p> <ul style="list-style-type: none"> • Number of checks on shipments of waste or on the related recovery or disposal: 100 • Number of supposed illegal shipments ascertained during these checks: 0 <p>Checks have been carried out by Comando Unità per la Tutela Forestale, Ambientale e Agroalimentare and Customs</p>
Italy (2017)	<p>In 2017, Italy performed the following:</p> <ul style="list-style-type: none"> • Number of inspections, including physical checks, of establishments, undertakings, brokers and dealers, related to shipments of waste: 19 • Number of inspections of shipments of waste, including physical checks: 24 • Number of supposed illegalities concerning establishments, undertakings, Brokers, and dealers, related to shipments of waste: 0 • Number of supposed illegal shipments ascertained during the inspections: 1
Italy (2018)	<p>In 2018, Italy performed the following:</p> <ul style="list-style-type: none"> • Number of inspections, including physical checks, of establishments, undertakings, brokers, and dealers, related to shipments of waste: 63 • Number of inspections of shipments of waste, including physical checks: 98 • Number of supposed illegalities concerning establishments, undertakings, brokers, and dealers, related to shipments of waste: 1 • Number of supposed illegal shipments ascertained during the inspections: 0
Italy (2019)	<p>In 2019, Italy performed the following:</p> <ul style="list-style-type: none"> • Number of inspections, including physical checks, of establishments, undertakings, brokers and dealers, related to shipments of waste: 19 • Number of inspections of shipments of waste, including physical checks: 69 • Number of supposed illegalities concerning establishments, undertakings, brokers, and dealers, related to shipments of waste: 0

	<ul style="list-style-type: none"> Number of supposed illegal shipments ascertained during the inspections: 0
Latvia (2016)	<p>Number of checks on shipments of waste or on the related recovery or disposal: 42</p> <p>Number of supposed illegal shipments ascertained during these checks: 0</p> <p><i>Additional remarks:</i> Infringements identified include breaches of provisions set in notifications, missing Annex VII for shipment, and mistakes in the filling in of Annex VII. There has been no damage to human health or the environment.</p>
Latvia (2017)	<p>Number of checks on shipments of waste or on the related recovery or disposal: 44</p> <p>Number of supposed illegal shipments ascertained during these checks: 0</p> <p><i>Additional remarks:</i> Infringements identified include breaches of provisions set in notifications, missing Annex VII for shipment, and mistakes in the filling in of Annex VII. There has been no damage to human health or the environment.</p>
Latvia (2018)	<p>Number of checks on shipments of waste or on the related recovery or disposal: 51</p> <p>Number of supposed illegal shipments ascertained during these checks: 3</p> <p><i>Additional remarks:</i> Infringements identified include breaches of provisions set in notifications, missing Annex VII for shipment, and mistakes in the filling in of Annex VII. There has been no damage to human health or the environment.</p>
Latvia (2019)	<p>Number of checks on shipments of waste or on the related recovery or disposal: 44</p> <p>Number of supposed illegal shipments ascertained during these checks: 0</p> <p><i>Additional remarks:</i> Infringements identified include breaches of provisions set in notifications, missing Annex VII for shipment, and mistakes in the filling in of Annex VII.</p>
Lithuania (2016)	<p>Number of checks on shipments of waste or on the related recovery or disposal:</p> <ul style="list-style-type: none"> 369 (in the territory of Lithuania). Number of supposed illegal shipments ascertained during these checks: 1(case not closed yet) <i>Additional remarks:</i> There were 365 spot checks (from 369) on loading sites and facilities related to the transboundary shipments of waste.
Lithuania (2017)	<p>number of inspections, including physical checks, of establishments, undertakings, brokers and dealers, related to shipments of waste: 656</p> <ul style="list-style-type: none"> number of inspections of shipments of waste, including physical checks: 21 number of supposed illegalities concerning establishments, undertakings, brokers, and dealers, related to shipments of waste: 0 number of supposed illegal shipments ascertained during the inspections: 1
Lithuania (2018)	Missing at this stage
Lithuania (2019)	<ul style="list-style-type: none"> number of inspections, including physical checks, of establishments, undertakings, brokers and dealers, related to shipments of waste: 92 number of inspections of shipments of waste, including physical checks: 19 number of supposed illegalities concerning establishments, undertakings, brokers, and dealers, related to shipments of waste: 1

	<ul style="list-style-type: none"> number of supposed illegal shipments ascertained during the inspections: 1 <p>Additional remarks:</p> <p>125 inspections of custom officers were organised additionally</p>
Luxembourg (2019)	In 2012, 43 inspections took place with 27 illegal shipments found. These were either for incorrect documentation or not having the registration on board. They received either verbal warnings or €1,000 fines.
Malta (2016)	<p>Number of checks on shipments of waste or on the related recovery or disposal: 70 containers inspected prior to shipment.</p> <p>Number of supposed illegal shipments ascertained during these checks: 0</p>
Malta (2017)	<p>Number of inspections, including physical checks, of establishments, undertakings, brokers and dealers, related to shipments of waste: 95</p> <p>Number of inspections of shipments of waste, including physical checks: 65</p> <p>Number of supposed illegalities concerning establishments, undertakings, broker and dealers, related to shipments of waste: 0</p> <p>Number of supposed illegal shipments ascertained during the inspections: 0</p>
Malta (2018)	<p>Number of inspections, including physical checks, of establishments, undertakings, brokers and dealers, related to shipments of waste: 64</p> <p>Number of inspections of shipments of waste, including physical checks: 75</p> <p>Number of supposed illegalities concerning establishments, undertakings, broker and dealers, related to shipments of waste: 0</p> <p>Number of supposed illegal shipments ascertained during the inspections: 0</p>
Malta (2019)	<p>Number of inspections, including physical checks, of establishments, undertakings, brokers and dealers, related to shipments of waste: 114</p> <p>Number of inspections of shipments of waste, including physical checks: 80</p> <p>Number of supposed illegalities concerning establishments, undertakings, broker and dealers, related to shipments of waste: 0</p> <p>Number of supposed illegal shipments ascertained during the inspections: 1</p>
Netherlands (2016)	<p>The total number of inspections by Customs, Police and Human Environment and Transport Inspectorate in 2016 with a relation to Regulation (EC) 1013/2006 is approximately 6,000. A part of the inspections was done separately by the services and a part of the inspections was done in combined inspections.</p> <p>The number of illegal cases entered in Annex V is 123 and these cases occurred in approximately 350 inspections by the Human Environment and Transport Inspectorate. This number of cases is without infringements such as absence of Annex VII document, which have been dealt with by the other services themselves. (these are several dozens of cases dealt with by the police)</p> <p>The Human Environment and Transport Inspectorate periodically establishes a multiyear plan in which the course for inspections is written down. On a yearly basis an inspection plan is written to work this out in a number of inspections and a type of inspections and on the targets to focus on. The total number of inspections done more or less reflects the number of planned inspections, with the remark that there were slight differences in</p>

	<p>numbers and types for the different targets.</p>
Netherlands (2018)	<p>The total number of inspections by Customs, Police and Human Environment and Transport Inspectorate in 2017 with a relation to Regulation (EC) 1013/2006 is approximately 4,000. A part of the inspections was done separately by the services and a part of the inspections was done in combined inspections.</p> <p>The number of illegal cases entered in Annex V is 99 and these cases occurred in approximately 215 inspections, initiated after a signal of a stakeholder, by the Human Environment and Transport Inspectorate. This number of cases is without infringements such as absence of Annex VII document, which have been dealt with by the other services themselves, like police. (these are several dozens of cases dealt with by the police).</p> <p>The Human Environment and Transport Inspectorate periodically establishes a multiyear plan in which the course for inspections is written down. On a yearly basis an inspection plan WSR, part of the program “Circular Economy”, is written to work this out in a number of inspections and a type of inspections and on the targets to focus on</p>
Poland* (2016)	<p>Number of physical checks on shipment or recovery or disposal of waste: 119 installation checks and 11,089 loads transported.</p> <p>Control activities were performed by voivodeship environmental protection inspectors during planned and carried out at the request of the Chief Inspector for Environmental Protection or other authorities, inspections of economic entities operating waste recovery installations. The inspections of entrepreneurs were carried out before and after the permit for the transboundary shipment of waste was issued. Inspectors most often checked whether a given entity did not import waste from abroad without the required permit. If a given entity had a permit, the compliance of the types of waste imported from abroad with the permit, the quantity of imported waste and the correctness of handling of the imported waste were checked.</p> <p>Joint road and border controls took place, among others as part of IMPEL TFS projects. As part of IMPEL TFS projects in total, 980 transported loads were inspected throughout the country, of which 57 transports concerned the transboundary shipment of waste.</p> <p>During the inspection of shipments of cross-border shipments of waste, the Border Guard, the National Revenue Administration and the Road Transport Inspection detected a total of 46 illegal shipments of waste and found 89 violations of the provisions regulating the cross-border shipment of waste.</p> <p>In addition, voivodeship environmental protection inspectors carried out a number of other activities to counteract illegal shipments of waste to the country. They mainly consisted of:</p> <p>carrying out, at the request of other authorities, visual inspection of goods / substances detained during border or road checks in terms of their compliance with the definition of waste. In total, the inspectors of the Environmental Protection Inspection carried out 65 inspections of the goods.</p> <p>providing other authorities, upon their request, with a written position regarding the classification of the disputed goods as waste (239 information in this regard) or providing information on entities for which the preparatory proceedings related to illegal shipment of waste are conducted - at the request of the police.</p>
Poland* (2017)	<p>Number of physical checks on shipment or recovery or disposal of waste: 162 installation checks and 17 036 cargo checks.</p> <p>Control activities were performed by voivodeship environmental protection inspectors during planned and carried out at the request of the Chief Inspector for Environmental</p>

	<p>Protection or other authorities, inspections of economic entities operating waste recovery installations. The inspections of entrepreneurs were carried out before and after the permit for the transboundary shipment of waste was issued. Inspectors most often checked whether a given entity did not import waste from abroad without the required permit. If a given entity had a permit, the compliance of the types of waste imported from abroad with the permit, the quantity of imported waste and the correctness of handling of the imported waste were checked.</p> <p>Joint road and border controls took place, among others as part of IMPEL TFS projects. As part of IMPEL TFS projects in total, 1,305 transported loads were inspected throughout the country, of which 62 shipments concerned the transboundary shipment of waste. 4 cases of illegal shipments were detected and in two cases of legal shipments, violations of the rules on transboundary shipment of waste were found.</p> <p>During the inspection of shipments of cross-border shipments of waste, the Border Guard, the National Tax Administration and the Road Transport Inspection detected a total of 88 illegal shipments of waste and found 159 violations of the provisions regulating the cross-border shipment of waste.</p> <p>In addition, voivodeship environmental protection inspectors carried out a number of other activities to counteract illegal shipments of waste to the country. They mainly consisted of:</p> <p>carrying out, at the request of other authorities, visual inspection of goods / substances detained during border or road checks in terms of their compliance with the definition of waste. In total, the inspectors of the Environmental Protection Inspection carried out 58 inspections of the goods.</p> <p>providing other authorities, upon their request, with a written position regarding the classification of the contested goods as waste (183 information in this regard) or providing information on entities for which preparatory proceedings related to illegal shipment of waste are conducted - at the request of the police.</p>
<p>Poland* (2018)</p>	<p>Number of checks on shipments of waste or on the related recovery or disposal: 169 checks of facilities and 24,714 checks of freight.</p> <p>Inspections were performed on economic operators engaged in the operation of waste-recovery facilities by the Provincial Environmental Inspectorates during scheduled operations and operations conducted at the request of the Chief Inspector or other authorities. Checks were performed on businesses before and after permits for trans-frontier shipment of waste were issued. Most frequently, the Inspectors checked that entities were not importing waste without the required permit. Where the operator was in possession of a permit, a check was made on compliance therewith in terms of the types, quantities and proper handling of the waste imported.</p> <p>Joint road and border controls were carried out, inter alia, as part of IMPEL TFS projects, under which a total of 1,252 consignments were checked throughout the country. Illegal shipments were discovered in 8 cases case.</p> <p>During the inspection of shipments of cross-border shipments of waste, the Border Guard, the National Revenue Administration and the Road Transport Inspection detected a total of 240 illegal shipments of waste and found 107 violations of the provisions regulating the cross-border shipment of waste.</p> <p>The Provincial Environmental Inspectorates also took a wide range of measures to combat illegal shipments of waste into Poland. These mainly comprised:</p> <ul style="list-style-type: none"> • at the request of other authorities, performing road or border inspections of goods/substances to ensure that they fulfilled the requirements of the definition

	<p>of waste. The officials conducted visual inspections of 69 freight transports in total;</p> <ul style="list-style-type: none"> • giving other authorities their views, upon request, on disputed classifications of goods (385 items of information) or, at the request of the police, providing information on operators in respect of which investigations had been undertaken with regard to illegal shipments of waste.
<p>Poland (2019)</p>	<p>Number of checks on shipments of waste or on the related recovery or disposal: 138 checks of facilities and 24,475 checks of freight.</p> <p>Inspections were performed on economic operators engaged in the operation of waste-recovery facilities by the Provincial Environmental Inspectorates during scheduled operations and operations conducted at the request of the Chief Inspector or other authorities. Checks were performed on businesses before and after permits for trans-frontier shipment of waste were issued. Most frequently, the Inspectors checked that entities were not importing waste without the required permit. Where the operator was in possession of a permit, a check was made on compliance therewith in terms of the types, quantities and proper handling of the waste imported.</p> <p>During the inspection of shipments of cross-border shipments of waste, the Border Guard, the National Revenue Administration and the Road Transport Inspection detected a total of 243 illegal shipments of waste and found 224 violations of the provisions regulating the cross-border shipment of waste.</p> <p>The Provincial Environmental Inspectorates also took a wide range of measures to combat illegal shipments of waste into Poland. These mainly comprised:</p> <ul style="list-style-type: none"> • at the request of other authorities, performing road or border inspections of goods/substances to ensure that they fulfilled the requirements of the definition of waste. The officials conducted visual inspections of 46 freight transports in total; • giving other authorities their views, upon request, on disputed classifications of goods (310 items of information) or, at the request of the police, providing information on operators in respect of which investigations had been undertaken with regard to illegal shipments of waste.
<p>Portugal (2016)</p>	<p>Number of checks on shipments of waste or on the related recovery or disposal:</p> <ul style="list-style-type: none"> • In 2016, 156 shipments of waste were checked <p>Number of supposed illegal shipments ascertained during these checks:</p> <ul style="list-style-type: none"> • The inspections conducted in 2016 uncovered 5 illegal shipments <p>Additional remarks:</p> <p>The inspections conducted in Portugal are based on cooperation between the bodies that make up the national network for the enforcement of Regulation (EC) No 1013/2006 of 14 June 2006 (the IGAMAOT - Inspeção-Geral dos Ministérios do Ambiente, Ordenamento do Território e Energia e da Agricultura e do Mar [the Environment and Spatial Planning Inspectorate], the APA, I.P. - Agência Portuguesa do Ambiente [the Portuguese Environment Agency], the AT – Autoridade Tributária e Aduaneira [the Customs Authority], the SEPNA/GNR - Serviço de Protecção da Natureza e do Ambiente da Guarda Nacional Republicana [the National Republican Guard’s Nature and Environment Protection Service]) and, whenever possible, these incorporate the projects of the Cluster on TFS of the IMPEL network.</p>

<p>Portugal (2017)</p>	<p>Number of checks on shipments of waste or on the related recovery or disposal:</p> <ul style="list-style-type: none"> In 2017, 2360 vehicles/SAD (Single Administrative Document) were checked. 194 of those were shipments of waste. <p>Additionally, 22 companies involved in shipments of waste were inspected</p> <ul style="list-style-type: none"> Number of supposed illegal shipments ascertained during these checks: <p>Additional remarks:</p> <p>The inspections conducted in 2017 uncovered 11 illegal shipments of waste (table V).</p> <p>Regarding the inspection to the 22 companies, 9 offenses were uncovered. These were related with: (i) violation of the validity period of the notifications; and (ii) violation of article 18 (2) for shipments of waste under Article 3 (2)</p>
<p>Portugal (2018)</p>	<p>Number of inspections, including physical checks, of establishments, undertakings, brokers and dealers, related to shipments of waste:</p> <ul style="list-style-type: none"> In 2018, 13 companies involved in shipments of waste were inspected <p>Number of inspections of shipments of waste, including physical checks:</p> <ul style="list-style-type: none"> In 2018, 1587 vehicles/SAD (Single Administrative Document) were checked. 160 of those were shipments of waste. <p>Number of supposed illegalities concerning establishments, undertakings, brokers, and dealers, related to shipments of waste:</p> <ul style="list-style-type: none"> Regarding the inspection to the 13 companies, 9 offenses to the Regulation (EC) n. 1013/2006 were uncovered. <p>Number of supposed illegal shipments ascertained during the inspections:</p> <ul style="list-style-type: none"> The inspections conducted in 2018 uncovered 17 illegal shipments of waste (table V).
<p>Portugal (2019)</p>	<p>Number of inspections, including physical checks, of establishments, undertakings, brokers and dealers, related to shipments of waste:</p> <ul style="list-style-type: none"> In 2019, 17 companies involved in shipments of waste were inspected <p>Number of inspections of shipments of waste, including physical checks:</p> <ul style="list-style-type: none"> In 2019, 1550 vehicles/SAD (Single Administrative Document) were checked. 216 of those were shipments of waste. <p>Number of supposed illegalities concerning establishments, undertakings, brokers, and dealers, related to shipments of waste:</p> <ul style="list-style-type: none"> Regarding the inspection to the 17 companies, 18 offenses to the Regulation (EC) n. 1013/2006 were uncovered. <p>Number of supposed illegal shipments ascertained during the inspections:</p> <ul style="list-style-type: none"> The inspections conducted in 2019 uncovered 16 illegal shipments of waste (table V).
<p>Romania (2016)</p>	<p>There were 150 controls in 2017.</p>
<p>Romania (2017)</p>	<p>Number of inspections, including physical checks, of establishments, undertakings,</p>

	<p>brokers and dealers, related to shipments of waste:</p> <ul style="list-style-type: none"> • 692 controls, 41 controls in collaboration with General Police Inspectorate coordinated by Interpol, 10 controls in collaboration with General Inspectorate of the Border Police coordinated by Europol • number of inspections of shipments of waste, including physical checks: • Was controlled approximately 2000 shipments of waste. <p>Number of supposed illegalities concerning establishments, undertakings, brokers, and dealers, related to shipments of waste:</p> <ul style="list-style-type: none"> • number of supposed illegal shipments ascertained during the inspections: • 9 cases
Romania (2018)	<p>Number of inspections, including physical checks, of establishments, undertakings, brokers and dealers, related to shipments of waste:</p> <ul style="list-style-type: none"> • 300 controls, 150 controls in collaboration with General Police Inspectorate, Directorate General Customs <p>Number of supposed illegal shipments ascertained during the inspections:</p> <ul style="list-style-type: none"> • There are 3 cases.
Romania (2019)	<p>Number of inspections, including physical checks, of establishments, undertakings, brokers and dealers, related to shipments of waste:</p> <ul style="list-style-type: none"> • 105 controls which include the controls of notifications received from National Environmental Protection Agency (NEPA) and the controls in collaboration with General Police Inspectorate, Directorate General Customs. <p>Number of supposed illegal shipments ascertained during the inspections:</p> <ul style="list-style-type: none"> • There are 4 supposed illegal shipments. <p>Additional remarks:</p> <ul style="list-style-type: none"> • 4 criminal complaints were prepared.
Slovakia (2016)	<p>Number of checks on shipments of waste or on the related recovery or disposal: 57</p> <p>41 spot checks on shipments of waste were performed and 16 inspections of notifiers were performed.</p>
Slovakia (2017)	<p>Number of inspections, including physical checks, of establishments, undertakings, brokers and dealers, related to shipments of waste: 51</p> <p>Number of inspections of shipments of waste, including physical checks: 43</p> <p>Number of supposed illegalities concerning establishments, undertakings, brokers, and dealers, related to shipments of waste: 2</p> <p>Number of supposed illegal shipments ascertained during the inspections: 0</p> <p>Additional remarks:</p> <p>The link where the information accordance with Article 51(2) are published.¹⁰²</p>

¹⁰² <http://old.sazp.sk/public/index/go.php?id=1164>

<p>Slovakia (2018)</p>	<p>Number of inspections, including physical checks, of establishments, undertakings, brokers and dealers, related to shipments of waste: 37</p> <p>Number of inspections of shipments of waste, including physical checks: 34</p> <p>Number of supposed illegalities concerning establishments, undertakings, brokers and dealers, related to shipments of waste: 3</p> <p>Number of supposed illegal shipments ascertained during the inspections: 2</p> <p>Additional remarks:</p> <p>The link where the information accordance with Article 51(2) are published.¹⁰³</p>
<p>Slovakia (2019)</p>	<p>Number of inspections, including physical checks, of establishments, undertakings, brokers and dealers, related to shipments of waste: 57</p> <p>Number of inspections of shipments of waste, including physical checks: 52</p> <p>Number of supposed illegalities concerning establishments, undertakings, brokers and dealers, related to shipments of waste: 2</p> <p>Number of supposed illegal shipments ascertained during the inspections: 1</p> <p>Additional remarks:</p> <p>The link where the information accordance with Article 51(2) are published.¹⁰⁴</p>
<p>Slovenia (2016)</p>	<p>Number of checks on shipments of waste or on the related recovery or disposal: 1586</p> <p>Number of supposed illegal shipments ascertained during these checks: 21</p>
<p>Slovenia (2017)</p>	<p>Number of inspections, including physical checks, of establishments, undertakings, brokers and dealers, related to shipments of waste: 142</p> <p>Number of inspections of shipments of waste, including physical checks: 1537</p> <p>Number of supposed illegalities concerning establishments, undertakings, brokers, and dealers, related to shipments of waste: 3</p> <p>Number of supposed illegal shipments ascertained during the inspections:</p> <ul style="list-style-type: none"> • 27 (11 of them confirmed to be illegal)
<p>Slovenia (2018)</p>	<p>Number of inspections, including physical checks, of establishments, undertakings, brokers and dealers, related to shipments of waste: 66</p> <p>Number of inspections of shipments of waste, including physical checks: 1998</p> <p>Number of supposed illegalities concerning establishments, undertakings, brokers, and dealers, related to shipments of waste: 3</p> <p>Number of supposed illegal shipments ascertained during the inspections: 32</p>
<p>Slovenia (2019)</p>	<p>Number of inspections, including physical checks, of establishments, undertakings, brokers and dealers, related to shipments of waste: 46</p> <p>Number of inspections of shipments of waste, including physical checks: 1938</p>

¹⁰³ <http://old.sazp.sk/public/index/go.php?id=1164>

¹⁰⁴ <http://old.sazp.sk/public/index/go.php?id=1164>

	<p>Number of supposed illegalities concerning establishments, undertakings, brokers, and dealers, related to shipments of waste: 0</p> <p>Number of supposed illegal shipments ascertained during the inspections: 47</p>
<p>Spain (2016)</p>	<p>Number of inspections, including physical checks, of establishments, undertakings, brokers and dealers, related to shipments of waste: 1 Galicia; 6 Madrid; 17 Navarre; 1 Castile-La Mancha</p> <p>Number of inspections of shipments of waste, including physical checks: 1 Extremadura; 3 roadside checks, on the Portugal-Galicia borders (in March, June and October 2016): each check took place in the morning and the afternoon over 2 days. Total number of vehicles detained: 376. Of these, 20 vehicles were transporting waste. The Portuguese authorities forced one of these 20 vehicles to return to its origin in Galicia as the vehicle was carrying 'dirty' glass – glass mixed with other waste from municipal glass containers; 3 Madrid;</p> <p>Number of supposed irregularities concerning establishments, undertakings, brokers or dealers related to waste shipments: 3 Madrid;</p> <p>Number of suspected illegal shipments detected during the inspections: 1 Extremadura,</p> <p>Additional remarks:</p> <p>It should be noted that, in addition to the specific inspections and physical checks carried out by the authorities responsible for waste management in each Autonomous Community in cooperation with the police of the Autonomous Communities and the Civil Guard, the Autonomous Communities also conduct environmental inspections on facilities subject to the IPPC rules laid down by the Integrated Environmental Authorisation. The above is in accordance with the provisions laid down by Law 16/2002 of 1 July 2002 on Integrated Pollution Prevention and Control, currently in force through Royal Legislative Decree 1/2016 of 16 December 2016 approving the Recast Text of the Law on Integrated Pollution and Prevention Control. Several Autonomous Communities provided the following replies to this question:</p> <p style="padding-left: 40px;">a) Cantabria</p> <p>Waste shipments are essentially monitored using notification and movement documents. Monitoring is also carried out by inspecting facilities located in Cantabria irrespective of whether incoming or outgoing shipments are involved. No illegal shipments were detected.</p> <p style="padding-left: 40px;">b) Catalonia</p> <p>Specific inspections of waste shipments are carried out in the form of roadside checks. These checks do not concern only cross-border shipments but also waste shipments carried out within the Autonomous Community of Catalonia and between the different Autonomous Communities of Spain.</p> <p>The irregularities detected related to:</p> <ul style="list-style-type: none"> • incorrect documentation, • incorrect waste management, • incorrect use of codes. <p style="padding-left: 40px;">c) Castilla-La Mancha</p> <p>Documentary checks are carried out on all waste management companies carrying out cross-border shipments.</p> <p style="padding-left: 40px;">d) Galicia</p>

	<p>The above-mentioned roadside checks were carried out in Galicia on the border with Portugal for the previous six years on an uninterrupted basis in cooperation and coordination with the Portuguese competent authorities.</p> <p>e) Rioja</p> <p>In 2016 Rioja did not act as a competent authority in the issue of any notifications, nor were financial guarantees provided.</p> <p>f) Navarra</p> <p>Annual environmental inspection plan for 2016, published in the Official Gazette of the Autonomous Community of Navarre (BON) 93 of 2016.¹⁰⁵</p> <p>g) Extremadura</p> <p>Illegal shipment of waste found in checks on shipments in transit between Portugal and Spain.</p> <p>h) Balearic Islands</p> <p>No authorisations were given for cross-border waste shipments.</p> <p>i) Basque Country</p> <p>Four containers were opened in the port of Bilbao, which had been consigned to a company located in the Basque Country. The physical and documentary checks on the shipment found nothing of note.</p> <p>The inspection procedure for IPPC and non-IPPC facilities was supplemented with a protocol to obtain information on the companies that carry out cross-border shipments, so that they can be added to the annually approved waste shipment inspection programmes. Information was obtained from 200 IPPC and non-IPPC facilities.</p>
<p>Spain (2017)*</p>	<p>Number of inspections, including physical controls, of establishments, companies, agents or traders related to waste shipments: 1 Castilla la Mancha; 10 Asturias, 2 La Rioja, 13 Madrid, 11 Aragon, 6 Galicia, 1 Cantabria, 1,020 Valencia, 15 Extremadura, 43 Catalonia, 3 Navarra</p> <p>Number of inspections of waste shipments, including physical controls: 1 Castilla y la Mancha; 1 La Rioja, 103 Aragon,</p> <p>In Galicia, 3 road checks, on the border between Portugal and Galicia (March, June and October 2017): two days each check. 644 cars were stopped, of which 36 were transporting waste. In one of them, the Portuguese authorities forced the return of the vehicle to its origin by not carrying the corresponding authorization.</p> <p>In the ports 5 inspections have been made.</p> <p>Number of alleged irregularities related to establishments, companies, agents or traders related to waste shipments: 1 Castilla y la Mancha, 6 Aragón</p> <p>Number of allegedly illegal transfers verified during such inspections: 1 Castilla y la Mancha, 6 Valencia; 2 Catalonia</p> <p>Additional remarks:</p> <p>In addition to the specific physical inspections and controls carried out by the authorities responsible for Waste Management of each Autonomous Community, in collaboration</p>

¹⁰⁵ http://www.navarra.es/home_es/Actualidad/BON/Boletines/2016/93/Anuncio-9/

with the regional police and the Civil Guard, it should be noted that the Autonomous Communities also carry out environmental inspections of facilities subject to the regulations. IPPC that establishes the Integrated Environmental Authorization. All this as established in Law 16/2002, of July 1, on Integrated Pollution Prevention and Control, currently in force through Royal Legislative Decree 1/2016, of December 16, which approves the Consolidated Text of the Integrated Pollution Prevention and Control Law. Regarding this section, different Autonomous Communities refer the following:

a) Cantabria

Transfers are controlled fundamentally from the notification and movement documents. They are also controlled by inspecting the facilities located in Cantabria, whether of origin or destination. No illegal transfers have been detected.

b) Catalonia

Specific inspections of waste shipments refer to roadside checkpoints; Furthermore, they not only refer to controls with the exclusive presence of cross-border shipments, but also in these controls shipments of waste within the community of Catalonia and shipments between the different communities of the Spanish State are inspected.

The irregularities detected have been:

- Due to incorrect documentation
- For incorrect waste management
- Due to the use of wrong codes

c) Castilla-La Mancha

Documentary inspections are carried out on all managers that carry out cross-border transfers.

d) Galicia

The aforementioned controls have been carried out in accordance with the Galician Environmental Inspection Program 2017 as well as the update of the Galician Environmental Inspection Plan, to adapt the inspection requirements for waste shipments in accordance with the EU regulation 660/2014.

In the inspections on the border between Galicia and Portugal, in addition to the environmental inspectors of the Junta de Galicia, Seprona and the Portuguese authorities "Environmental Inspection of IGAMOT, SENPLA and GNR" have participated.

e) Navarra

Annual environmental inspection plan in 2016, published in BON 93 of 2016.¹⁰⁶

f) Balearic Islands

There has been no authorization for the transboundary transport of waste.

g) Basque Country

In 2017, 8 specific inspections were carried out to control waste shipments in various operators of the CAPV, 6 inspections in the Port of Bilbao to shipments of waste in transit, as well as the updating of operators that carry out waste transfers cross-border data collection at 104 IPPC facilities and 13 non-IPPC facilities.

¹⁰⁶ [http://www.navarra.es/home es/Actualidad/BON/Boletines/2016/93/Anuncio-9/](http://www.navarra.es/home_es/Actualidad/BON/Boletines/2016/93/Anuncio-9/)

	<p style="text-align: center;">h) Andalusia</p> <p>The 2017-2019 Cross-Border Waste Transfers Inspection Plan in Andalusia, published in BOJA by Resolution of March 24, 2017, had planned inspections of facilities and inspections in transit by road in 2017.</p> <p>The Environmental Inspection Service of the General Directorate of Prevention and Environmental Quality is in charge of carrying out these inspections</p>
<p>Spain * (2018)</p>	<p>Number of inspections, including physical controls, of establishments, companies, agents or traders related to waste shipments: 3 Castilla la Mancha; 8 Andalusia, 5 Asturias, 13 Madrid, 7 Galicia, 3 Cantabria, 1 Valencia, 15 Extremadura, 86 Catalonia, 2 Navarra (they have resulted in disciplinary proceedings), 112 Basque Country-facilities.</p> <p>Number of inspections of waste shipments, including physical controls:</p> <p>3 Castilla and La Mancha; 2 Andalusia ,,</p> <p>In Galicia, 3 road checks, on the border between Portugal and Galicia (March, June and October 2018): three days each morning and afternoon check. 279 cars were stopped, of which 32 were transporting waste. In 3 of them the authorities forced the return of the cargo to its place of origin, because the cargo did not correspond to the documentation that accompanied it. In the ports 5 inspections have been made.</p> <p>Navarra: 8 inspections in 5 facilities; Madrid: 2</p> <p>Valencia: 1270 container inspections, by SEPRONA; In the Port of Valencia, 5 transfers, in an operation carried out during one day.</p> <p>Basque Country: 10 inspections. Collaboration has been provided in specific inspections at the Bilbao Customs Office.</p> <p>Number of allegedly illegal transfers verified during such inspections: Catalonia</p> <p>Additional remarks were the same as in 2018.</p>
<p>Spain (2019)*</p>	<p style="text-align: center;">a) Andalusia</p> <p>The number of inspections of facilities within the framework of the Border Waste Transfer Program has been 11 establishments.</p> <p>The number of road inspections has been 0.</p> <p>A total of 11 inspections have been carried out in total, including transfers and inspections at the facilities. 0 alleged illegal transfers have been detected during these inspections.</p> <p style="text-align: center;">b) Aragon</p> <p>During 2019, 14 facilities have been inspected, and no non-compliance was detected. There have also been 5 inspections carried out in transit, controlling 83 vehicles, of which 16 were transporting waste, no non-compliance having been detected.</p> <p style="text-align: center;">c) Balearic Islands</p> <p>There has been no authorization for the transboundary transport of waste, there has only been some transfer with Annex VII.</p> <p style="text-align: center;">d) Cantabria</p> <p>Transfers are controlled fundamentally from the notification and movement documents. They are also controlled by inspecting the facilities located in Cantabria, whether of origin or destination. No illegal transfers have been detected.</p> <p style="text-align: center;">e) Castilla-La Mancha</p>

During 2019, the following inspections were carried out in Castilla-La Mancha in relation to cross-border transfers:

- Inspections in facilities: 8 (in 1 of them irregularities were detected)
- Inspections in transit: 3

f) Catalonia

A total of 75 inspections have been carried out in total, including transfers and inspections at the facilities. 3 alleged illegal transfers have been detected during these inspections.

Specific inspections of waste shipments refer to roadside checkpoints; Furthermore, they not only refer to controls with the exclusive presence of cross-border shipments, but also in these controls shipments of waste within the community of Catalonia and shipments between the different communities of the Spanish State are inspected.

The irregularities detected have been:

- Due to incorrect documentation
- Transport of waste without corresponding documentation
- Transportation with unauthorized vehicle

g) Valencia

Technicians from the General Directorate of Quality and Environmental Education have carried out 1 inspection at a facility and 3 inspections at the Port of Valencia, with a total of 12 containers inspected.

A total of 1,136 containers have been inspected by Civil Guard Agents, 628 in Valencia, 297 in Castellón and 211 in Alicante, the majority in the Port

No alleged illegal transfers were detected during these inspections.

The possible opening of a sanctioning file in transfers subject to the general information procedure due to possible irregularities in the documentation provided is being evaluated.

h) Extremadura

A total of 15 inspections have been carried out in total, including transfers and inspections at the facilities.

No alleged illegal transfers were detected during these inspections.

i) Galicia

Number of checks on shipments of waste or on the related recovery or disposal:

Number of inspections, including physical controls, of establishments, companies, agents or dealers related to shipments of waste: 12 activities

Number of inspections of shipments of waste, including physical controls: 3 road checks, on the Portugal-Galicia borders (months of March, June and October 2019): 3 days of each control in the morning and afternoon. 2 road checks on roads near the border and collaboration with the Guardia Civil in their program AUGIAS. Total vehicles stopped: 475. Of these, 38 vehicles transported waste. In nine of them the authorities found that the required documentation was incorrectly filled or incomplete.

Number of presumed in Ports: 5 ports

Number of inspections on Railroad transports: 1. There are no shipments of waste by railroad transport.

Number of supposed illegal shipments ascertained during these checks: None

Additional remarks:

	<p>These controls were carried out in accordance with the Galician Environmental Inspection Program 2019 and with the updating of the Environmental Inspection Plan of Galicia to adapt to the requirements on inspection of shipments of transboundary waste according to Regulation EU 660/2014 of the European Parliament and of the Council of June 14, 2006, concerning shipments of waste.</p> <p>In the inspections at the Galicia-Portugal border, in addition to the Environmental Inspectors of the Xunta de Galicia, the Seprona and the Portuguese authorities collaborated "Environmental Inspection of IGAMOT, SENPLA and GNR".</p> <p>j) Madrid</p> <p>A total of 36 inspections have been carried out in total, including transfers and inspections at the facilities.</p> <p>No alleged illegal transfers were detected during these inspections</p> <p>k) The Rioja</p> <p>Number of inspections, including physical controls, of establishments, companies, agents or traders related to waste shipments: 1</p> <p>Inspection number of waste shipments, including physical checks: 0</p> <p>Number of alleged irregularities related to establishments, companies, agents or traders related to waste shipments: 0</p> <p>Number of allegedly illegal transfers verified during such inspections: 0</p> <p>l) Basque Country</p> <p>During the 2019 financial year, 19 specific inspections were carried out to control waste shipments in various operators in the Basque Country, 11 inspections in the Port of Bilbao and 7 inspections of waste shipments on the road. Information regarding operators that carry out waste transfers has continued to be updated.</p> <p>m) Navarra</p> <p>A total of 4 inspections have been carried out at 4 facilities.</p> <p>No alleged illegal transfers were detected during these inspections</p> <p>Additional remarks:</p> <p>FORAL ORDER 122/2019, of May 15, of the Minister of Rural Development, Environment and Local Administration, by which the Environmental Inspection Program of Industrial Activity of the General Directorate of the Environment for the year 2019 is approved. , - Official Gazette of Navarra No. 132, of 07-09-2019</p>
<p>Sweden (2016)</p>	<p>In Sweden it is the regional environmental authorities who have the responsibility of the supervision and operative control on transboundary shipments of waste. Another important collaborative agency is for example customs, partly because they can select out shipments that may be important to control. The Swedish EPA tries to collect information from the different authorities about any control made over the transboundary movements of waste. If there have been some controls on waste sites or facilities connected to transboundary movements, it is not certain the EPA will be informed about this every time. Especially not if nothing illegal seems to appear. Therefore, it is difficult to know exactly how many inspections/controls that are made in the field.</p> <p>Within the borders of Sweden, according to information received by the Swedish EPA from the regional authorities, custom and police, there were over 300 controls 2016. 60 of these were illegal and stopped on their way out, in transit or imported from/to Sweden. We had another 18 illegal shipments of Swedish waste that was stopped outside Sweden</p>

	in a transit country or the country of destination.
Sweden (2017)	<p>Within the borders of Sweden, according to information received by the Swedish EPA from the regional authorities and custom, there were over around 250 controls 2017. 102 of these were illegal in some way and stopped on their way out, in transit or imported to Sweden. We had another 13 illegal shipment of Swedish waste that was stopped outside Sweden in a transit country or the country of destination.</p> <p>Additional remarks:</p> <p>In Sweden there are 5 regional environmental authorities who have the responsibility of the supervision and operative control on transboundary shipments of waste. Another important collaborative agency is for example customs, partly because they can select out shipments that may be important to control. The Swedish EPA tries to collect information from the different authorities about any control made over the transboundary movements of waste. If there have been some controls on waste sites or facilities connected to transboundary movements it is not certain the EPA will be informed about this every time. Especially not if nothing illegal seems to appear. Therefore, it is difficult to know exactly how many inspections/controls that are made in the field.</p>
Sweden (2018)	<p>Within the borders of Sweden, according to information received by the Swedish EPA from the regional authorities and custom, there were over around 250 controls 2017. 102 of these were illegal in some way and stopped on their way out, in transit or imported to Sweden. We had another 13 illegal shipment of Swedish waste that was stopped outside Sweden in a transit country or the country of destination.</p> <p>Additional remarks: <i>as before</i></p>
Sweden (2019)	<p>Within the borders of Sweden, according to information received by the Swedish EPA from the regional authorities and custom, there were over around 1715 controls 2019. 182 of these were illegal in some way and stopped on their way out, in transit or imported to Sweden. We had another 19 illegal shipments of Swedish waste that was stopped outside Sweden in a transit country or the country of destination.</p> <p>Additional remarks: <i>as before</i></p>
United Kingdom (2016)	<p>In 2016, in the UK, SEPA performed the following:</p> <ul style="list-style-type: none"> • Site inspections 129, • 8 days of port inspections • 8 advisory visits. <p>Thirty-four illegal shipments were identified through these inspections, resulting in formal; 7 warnings, and two cases prepared for prosecution.</p>
United Kingdom (2017)	<p>In 2017, in the UK, regulatory authorities performed the following:</p> <p>Number of inspections, including physical checks, of establishments, undertakings, brokers and dealers, related to shipments of waste:</p> <ul style="list-style-type: none"> • NRW - 0 • SEPA – During 2017, SEPA officers undertook 91 site inspections. • Movement forms checked: 3816 • Annex VII forms checked: 5726 <p>Number of inspections of shipments of waste, including physical checks:</p> <ul style="list-style-type: none"> • NRW – 1 • SEPA – SEPA undertook port inspections over 14 days in 2017, covering 68

	<p>shipments.</p> <ul style="list-style-type: none"> • EA - 740 shipments inspection <p>Number of supposed illegalities concerning establishments, undertakings, brokers, and dealers, related to shipments of waste:</p> <p>NRW – 0</p> <p>SEPA – Forty-four illegal shipments (covering 47 containers and numerous non-containerised items, and waste consigned for export but not yet loaded) were detected during site inspections.</p> <p>Number of supposed illegal shipments ascertained during the inspections:</p> <ul style="list-style-type: none"> • NRW - 0 • SEPA – During the port inspections, SEPA identified 16 illegal shipments. • EA - 188
<p>United Kingdom (2018)</p>	<p>In 2018, in the UK, regulatory authorities performed the following:</p> <p>Number of inspections, including physical checks, of establishments, undertakings, brokers, and dealers, related to shipments of waste:</p> <ul style="list-style-type: none"> • NRW - 5 • SEPA – 339 • NIEA – 40 site visits undertaken both announced and unannounced <p>Number of inspections of shipments of waste, including physical checks:</p> <ul style="list-style-type: none"> • EA – 1089 inspections took place at port • NRW – 3 • SEPA – 243 • SEPA undertook port inspections over 14 days in 2017, covering 68 shipments. During 2017, SEPA officers undertook 91 site inspections. • Movement forms checked: 3816 • Annex VII forms checked: 5726 <p>NIEA – undertook both road and port inspections during 2018, covering 3642 movements of waste. NIEA checked 9081 Annex VII forms and 9703 Annex IB forms</p> <p>Number of supposed illegalities concerning establishments, undertakings, brokers, and dealers, related to shipments of waste:</p> <ul style="list-style-type: none"> • EA – 7340 tonnes of intervention from approximately 20 different sites • NRW 0 • SEPA – 2 • NIEA – during 2 site inspections identified 2 illegal shipments. Through desktop audits also identified 42 noncompliant companies <p>Number of supposed illegal shipments ascertained during the inspections:</p> <ul style="list-style-type: none"> • EA – 371 stops of shipments at port • NRW - 0 • SEPA – 84 <p>During the port inspections, SEPA identified 16 illegal shipments. Forty-four illegal shipments (covering 47 containers and numerous non-containerised items, and waste consigned for export but not yet loaded) were detected during site inspections.</p> <p>NIEA – during port and road inspections identified 69 possible illegal shipments</p>

**United
Kingdom
(2019)**

In 2019, in the UK, regulatory authorities performed the following:

Number of inspections, including physical checks, of establishments, undertakings, brokers and dealers, related to shipments of waste:

- EA - 1733
- NRW - 6
- SEPA – 91
- NIEA – 2971
- Guernsey OEHPR - 37

Number of inspections of shipments of waste, including physical checks:

- EA – 439
- NRW – 3
- SEPA – 307
- NIEA – 2918
- Guernsey OEHPR - 0

Number of supposed illegalities concerning establishments, undertakings, brokers, and dealers, related to shipments of waste:

- EA –
- NRW - 4
- SEPA – 26
- NIEA – 20
- Guernsey OEHPR – 0

Number of supposed illegal shipments ascertained during the inspections:

- EA –
- NRW - 0
- SEPA – 287
- NIEA – during port and road inspections identified 20 possible illegal shipments
- Guernsey OEHPR - 0

** Member State replies that have been translated into English.*

6.3.8 Question 14 - Information on Financial Guarantees

24 Member States have established provisions pursuant to *Article 6* on financial guarantees or equivalent insurance covering costs for transport, recovery or disposal and storage of waste, including cases referred to in *Articles 22 and 24*, across all four years of the reporting period. The responses given below provide an account of the different approaches taken across Member States. The level of detail varies, with some Member States providing the calculation formula used to determine the level of financial guarantees required (**Bulgaria, Croatia, Italy, Luxembourg, Lithuania, Malta, Poland, Portugal and Spain**) and others providing an account of the legislative mechanisms controlling the financial guarantee system.

Three Member States (Estonia, Latvia and Romania) have not established any such system of financial guarantees or equivalent insurance pursuant to *Article 6*.

Table 6-10: Question 14 - Information on Financial Guarantees

Member State	Additional Remarks
Austria (2016-18)	<p>The financial guarantee is calculated on a case by case basis and depends on the time frame of the notification and the average transport, storage and treatment cost for the notified waste.</p> <p>The duration shall cover the last day of shipment + 500 days</p> <p>Storage costs, taxes and treatment costs are calculated according to list prices of the receiver system, return transport costs.</p> <p>For incomplete disposal operations (R12, R13, D13, D14, D15) the duration is the day of last shipment + 500 days + 1 year</p> <p>Calculation of the security deposit for exports includes the storage costs for 90 days, transport costs, treatment costs acc. List prices of comparable equipment.</p> <p>Special provisions regarding the security deposit are defined in a border area agreement between Austria and Germany, and also security payments on partial quantities are accepted.</p> <p>See also Art. 70 and 71 of the Federal Waste Management Act 2002</p>
Austria (2019)	<p>There is an additional note from that of the above (2016-2018) for 2019 stating that in general financial guarantees shall cover the whole amount of waste to be shipped within a notification. Financial guarantees covering parts of the general notification are accepted, when the notifiers and consignees agree to supply the information / confirmations in accordance with Art. 16 of the WSR electronically in frame of the Austrian Electronic data management.</p>
Belgium (2016)	<p>Walloon Region:</p> <p>Decree of the Walloon Government of 19 July 2007 on the shipment of waste</p>
Belgium (2017-2019)	<p>Brussels Capital Region</p> <p>Article 3.2.11 of Waste management decree of the 1st of December 2016 stipulates that Environment Brussels determines the financial guarantee according to the provisions of article 6 of the regulation.</p> <p>Walloon Region</p> <p>Decree of the Walloon Government of 19/07/2007 concerning the transfer of waste.</p> <p>The guarantee must be established in accordance with the model provided and its</p>

Member State	Additional Remarks
	<p>amount is calculated as follows.</p> <p>Financial Guarantee (transports multiples) = [A + B + C] x D x [(E / F) + 1] x 1.2</p> <p>Financial Guarantee (transport unique) = [A + B + C] x D x 1.2</p> <p>where: A: cost (including all taxes) of the treatment per tonne, corresponding to an alternative treatment in the country of dispatch;</p> <p>or, if there is no reasonable alternative, the actual cost (including all taxes) of the planned treatment;</p> <p>A can never be negative, must be inclusive of all taxes and must include all recovery operations and final disposal of treatment residues;</p> <p>B: flat-rate transport cost per tonne, for returning the waste to the producer, on the basis of 0.1 € per km and per tonne;</p> <p>or cost (including all taxes) justified by an estimate, in favour of the Walloon Authority, for returning the waste to the producer and covering the notification period + 90 days;</p> <p>C: compulsory fixed cost for the storage of waste for 90 days, according to the table below, (including a safety term):</p> <p>Hazardous waste - indoor storage: 140 € / t</p> <p>Hazardous waste - outdoor storage: 70 € / t</p> <p>Non-hazardous waste - indoor storage: 70 € / t</p> <p>Non-hazardous waste - storage outside € 35 / t;</p> <p>D: maximum quantity of waste per transport (tonnes);</p> <p>E: maximum time necessary to carry out the treatment (days), from the departure of the transport, until the issuance of the recovery or disposal certificate (the notifier undertakes to respect and ensure that this period is respected);</p> <p>F: minimum time between two transports (days).</p> <p>Flemish Region</p> <p>VLAREMA</p> <p>17 FEBRUARY 2012. - Order of the Government of Flanders adopting the Flemish regulation on the sustainable management of material cycles and waste</p> <p>VLAREMA, article 6.2.5.</p> <p>§ 1. In a case where wastes are exported from the Flemish Region, the notifier shall provide a bank guarantee or deposit in OVAM's favour, or take out equivalent insurance to cover the costs of transport and disposal or recovery, in accordance with Article 6 of the Regulation. In a case where wastes are imported into the Flemish Region, OVAM can demand from the notifier a bank guarantee, deposit or equivalent insurance if this is required to satisfy the provisions of Article 6, subparagraph 4 of the Regulation.</p> <p>OVAM shall set the amount of the bank guarantee, deposit or the risk to be insured.</p> <p>The Minister can lay down further rules for calculating the size of that amount.</p> <p>§ 2. Proof of the bank guarantee, deposit or insurance shall, in the case of export, form a component of the notification dossier. Without such proof, OVAM shall consider</p>

Member State	Additional Remarks
	<p>the dossier to be incomplete.</p> <p>§ 3. The bank guarantee or deposit can, with OVAM's agreement, be waived if the conditions in Article 6, subparagraph 5 of the Regulation are met. That agreement shall be granted within one month of receiving a message from the notifier that the documents stated in Article 6, subparagraph 5 have been sent to OVAM.</p>
Bulgaria (2016)	<p>Information on a financial guarantee or equivalent insurance covering costs for transport, recovery or disposal and storage of waste, including cases referred to in Articles 22 and 24</p> <p>Provisions on the financial guarantee or equivalent insurance are laid down in the Waste Management Act, prom. SG No 53/13.07.2012, effective 13.07.2012:</p> <p>Art. 96 (2) Where a financial guarantee or equivalent insurance pursuant to Article 6 of Regulation (EU) No 1013/2006 is required, it shall be in the form of bank guarantee or insurance policy.</p> <p>(3) For shipments of waste to the Republic of Bulgaria for interim recovery operations the financial guarantee or equivalent insurance shall cover the costs until issue of the certificate in accordance with Article 15(e) of Regulation (EU) No 1013/2006.</p> <p>(4) For shipments of waste to the Republic of Bulgaria for final recovery operations the financial guarantee or equivalent insurance shall cover the costs until issue of the certificate in accordance with Article 16(e) of Regulation (EU) No 1013/2006.</p> <p>(5) In case of a general notification under Article 13 of Regulation (EU) No 1013/2006 for shipments from the Republic of Bulgaria it shall be admissible to present a partial financial guarantee or equivalent insurance covering part of the general notification under the conditions referred to in paragraph 8.</p> <p>(6) Where the financial guarantee under Article 6 of Regulation (EU) No 1013/2006 is in the form of a bank guarantee, the bank guarantor shall undertake irrevocably, unconditionally and upon first written demand by the Minister of Environment and Water to transfer the amount under the bank guarantee to the benefit of and to an account of the Ministry of Environment and Water. The bank guarantee shall be unconditional and irrevocable and shall be issued by a foreign bank or a commercial bank as referred to in Article 2, paragraph 5 of the Credit Institutions Act licensed by the Bulgarian National Bank for guarantee transactions. The bank guarantee issued by a foreign bank must be advised through a Bulgarian bank.</p> <p>(7) The insurance policy referred to in paragraph 2 shall be issued by an insurance company holding a license issued according to the procedure established by the Insurance Code. The said insurance policy shall include a stipulation on payment of the full amount of the sum under the insured event to the benefit of the Ministry of Environment and Water upon first written demand.</p> <p>(8) As many shipments as are covered by the partial financial guarantee or equivalent insurance may be dispatched. In such a case each any subsequent shipment may be dispatched after the competent authority under Article 95, paragraph 2 has received the certificate referred to in Article 15(e) or Article 16(e) of Regulation (EU) No 1013/2006</p> <p>Further requirements are laid down in the Ordinance on the procedure and order for calculating the amount of the financial guarantee or equivalent insurance and the submission of annual records for transboundary shipments of waste, Prom. S.G. 59/18.07.2014. According to this ordinance, the amount covered by the financial</p>

Member State	Additional Remarks
	<p>guarantee is to be calculated on the basis of the following calculation formula, however this cannot be less than 2000 BGN (equal 1,000 Euro) per ton:</p> $FG = \text{Costs (Transport)} + \text{Costs (Treatment depending on the type of waste and the kind of treatment)} + \text{Costs (Storage for 90 days)} \times \text{Total Waste Quantity} \geq 1,000 \text{ Euro/ton}$
Bulgaria (2017-2019)	<p><u>As per 2016 response, but with the amended SG 47/05.06.2018:</u></p> <p>Further requirements are laid down in the Ordinance on the procedure and order for calculating the amount of the financial guarantee or equivalent insurance and the submission of annual records for transboundary shipments of waste, Prom. S.G. 59/18.07.2014, amended SG 47/05.06.2018. According to the ordinance, the amount of the financial guarantee is fixed at 2000 BGN (equal 1,000 Euro) per ton of notified waste with some exemptions for shipments of Green-listed waste requiring notification when shipped to third countries pursuant to Reg. 1418/2007.</p>
Croatia (2016-2019)	<p>Ordinance on waste management, Article 31:</p> <p>(1) Amount of a financial guarantee or equivalent insurance from the Article 126 of ASWM should be calculated according to the following mathematical formula:</p> $FG = N \times (TC + DOC + SC) \times 1,2$ <p>where the labels used in above mentioned mathematical expression have the following meanings:</p> <p>FG – Financial guarantee (insurance policy or bank guarantee);</p> <p>N – Total amount of waste in tonnes;</p> <p>TC – Transport costs per ton;</p> <p>DOC – Disposal/recovery operation costs per ton;</p> <p>SC – Storage costs for 90-days period per ton;</p> <p>1,2 – Security factor for the cases of repatriation of waste, recovery or disposal operations and storage.</p> <p>(2) Amount of a financial guarantee or equivalent insurance from the Paragraph 1 of this Article should be expressed in EUR.</p>
Cyprus (2016)	<p>Cyprus asks for the companies exporting wastes to submit to the Ministry of Agriculture, Natural Resources and Environment, guarantee or equivalent insurance that covers the costs referred in articles 6 and 18(2) of European Regulation 1013/2006/EC. The Ministry assess the information and sets the amount of the required guarantee.</p>
Cyprus (2017-2019)	<p>The main provisions for the financial guarantee or equivalent insurance are the following:</p> <p>1. The method for the calculation of Financial Guarantee:</p> $FG = (TRNS + TREAT + STORE) \times Q$ <p>FG: Financial Guarantee</p> <p>TRNS: Transport Costs (€/ton + VAT)</p> <p>TREAT: Treatment Costs (D- or R-operation) (€/ton + VAT)</p>

Member State	Additional Remarks
	<p>STORE: Storage Costs for 90 days (€/ton + VAT)</p> <p>Q: Maximum Quantity of Waste per Movement (tons)</p> <p>VAT: value added tax of the respective country, where the financial guarantee is laid down.</p> <p>2. The guarantee has to cover the possible maximum quantity per movement.</p> <p>3. Guarantee is released when it is proved that recovery or disposal is correctly finished</p>
<p>Czech Republic (2016-2019)</p>	<p>Financial guarantee according to the Regulation of the European Parliament and of the Council (EC) No. 1013/2006 must be deposited or equivalent insurance according to that Regulation shall be established at the time of notification. The Ministry may allow to deposit a financial guarantee or establish an adequate insurance at the latest at the time of start of the transport. Funds resulting from the financial guarantee can only be used in accordance with Art. 6 of the Regulation of the European Parliament and of the Council (EC) No. 1013/2006.</p> <p>Financial guarantees or insurance is approved by the Ministry. If the Ministry has reasonable doubts about whether the financial guarantee or insurance is in accordance with the Regulation of the European Parliament and of the Council (EC) No. 1013/2006 sufficient the Ministry sets the amount and type of financial guarantee or determines the type of insurance and the amount for this purpose. The method and conditions for determining the amount of financial guarantee, documents and evidence necessary for its calculation are set out in Annex No. 11 of the Act on Waste No. 185/2001 Coll. Calculation the amount of waste according to item 6.2 of Annex No. 11 of this Act (calculation of so-called active shipment) cannot be performed if in the preceding three years prior to submitting a new notification involving the same notifier and consignee the condition laid down in the decision of the Ministry pursuant to this item was violated (Act on Waste No. 185/2001 Coll., § 57).</p>
<p>Denmark (2016-2018)</p>	<p>Paragraph 6 in Statutory Order no. 132/2014 states that there has to be financial guarantee of 3000 kr. Per ton of waste there is under the way and not has been treated yet. If the Danish EPA finds it reasonable it can reduce or increase the claim, based on information from the notifier.</p>
<p>Denmark (2019)</p>	<p>Paragraph 6 in the Danish Statutory Order of shipment of waste and used electrical and electronic equipment no. 1229/2019 states that there has to be a financial guarantee of 3000 DKK per ton of waste which is under transport and not has been treated yet. If the Danish EPA finds it reasonable it can reduce or increase the claim, based on specific information from the notifier.</p>
<p>Finland (2016-2019)</p>	<p>The competent authority (Finnish Environment Institute) demands a financial guarantee according to Waste Shipment Regulation article 6 from the notifiers. According to Waste Act Section 116 financial guarantee or equivalent insurance means a guarantee, insurance or pledged deposit. The guarantee has to cover the costs of transport, storage and alternative recovery or disposal. The amount of the guarantee is determined case-by-case taken into consideration the waste in question, the waste amount and the possible value of the waste.</p>
<p>France (2016-2019)</p>	<p>The Decree No. 2011-828 of 11 July 2011 relating to the prevention and the management of waste which has been codified in the Article R 541-62 et seq of the Code of the Environment includes a section 5 entitled "Special provisions on waste shipments."</p>

Member State	Additional Remarks
	<p>1. The measures complete the Code of the Environment in the field of waste shipments, particularly about the requirement to establish a financial guarantee or equivalent insurance.</p> <p>2. Firstly, the Decree No. 2011-828 of 11 July 2011 defines the competent authorities for the waste shipments in the Article R 541-62 (competent authority of transit) and in the Article R 541-63 (competent authorities of dispatch and of destination), especially in the case of a waste collection carried out before an export (Articles R 541-63 and R 541-63-1).</p> <p>The Article R 541-63-2 aims to ensure a full traceability in the case of a waste collection as mentioned in the previous Article, by requiring that the notifier has to mention the list of all producers whose waste was collected in the notification document or in the information document (Annexe VII). This provision is in accordance with the WSR and the national legislation on the control of the circuit of the waste treatment (Articles R 541-42 to R 541-48 of the Code of the Environment and the ministerial « arrêté » of 7 July 2005). (<i>“Arrêté” of 7 July 2005 defining the content of the registers mentioned in the Article 2 of the Decree N° 2005-635 of 30 May 2005 on the control of the circuits of the waste treatments and concerning hazardous waste and waste other than hazardous waste or radioactive waste.</i>)</p> <p>3. Secondly, the Decree No. 2011-828 of 11 July 2011 specifies the nature and the form of the financial guarantee required by the WRS (Code of the Environment: Article R 541-64). Indeed, the WSR uses the terms "<i>financial guarantee</i>" without any other precision, and refers to the terms "<i>or equivalent insurance.</i>" Given the objectives pursued by the Articles 22 and 24 of the WSR and the tight deadlines (30 days) available to the competent authorities to act once an illegal shipment is discovered, the Decree provides the establishment of a financial guarantee which is independent of the obligation of the notifier. Therefore, the payment of the financial guarantee by the bank can not be disputed.</p> <p>The ministerial “arrêté” of 13 July 2011 on the conditions for the establishment of the financial guarantee completes the provisions of the Decree No. 2011-828 of 11 July 2011. This text specifies the calculation method of the amount of the financial guarantee. Models of documents certifying the financial guarantees are annexed to the ministerial “arrêté” (annexes I.1 and I.2). The text makes a distinction between the case of a separate coverage of each shipment of a general notification and the case of a single coverage for all notified shipments (cf. Article 6 and Article 13 of the WSR). The Annexes II-1 to IV-2 are related to the calculation method of financial guarantees for each of the possible scenarios (export, import, single shipment, multiple shipments), whose the principles are the following:</p> <ul style="list-style-type: none"> • coverage in terms of the maximum amount of waste that can be in movement; • cost of the treatment operations based on the prices in France; and • applying a factor of 1.2 to take into account the analyses to do, the travels to provide, the evolution of the costs between the time where the file (the notification document and the others information) is submitted and the time where the financial guarantee will be implemented, and the exchange rate
Germany (2016)	There is a calculation method for the costs of take-back, developed by a working group of the Federal States and the Federal authorities, which is documented in LAGA-Mitteilung 25, section 3.1.3.1.

Member State	Additional Remarks													
Greece (2016-2019)	Companies that carry out shipments of hazardous waste, need to have in place an insurance or equivalent financial guarantee, covering costs of up to 1,000,000 €, against liability for damage to third parties, which covers environmental restoration in case of an accident, as well as the costs for shipment and for disposal or recovery of waste, in accordance with the requirements of article 6 of Regulation (EC) no. 1013/2006.													
Hungary (2016-2019)	According to Paragraph 1, Section 5 of the Governmental Decree No. 180/2007 (VII. 3.) on transboundary shipment of waste the notifier has to present the existence of the valid financial guarantee in the application. Calculation method of the amount of the financial guarantee presented shall be attached to the notification.													
Ireland (2017)	Regulation 5 (1) (r) of the Waste Management (Shipments of Waste) Regulations 2007 states ‘ ...the competent authority shall have the power to...invoke a financial guarantee so as to effect the return of the waste and its disposal or recovery thereafter where take-back is required under Chapter 4 of the TFS Regulation.’													
Ireland (2019)	Regulation 5 (1) (r) of the Waste Management (Shipments of Waste) Regulations 2007 states ‘ ...the competent authority shall have the power to...invoke a financial guarantee so as to effect the return of the waste and its disposal or recovery thereafter where take-back is required under Chapter 4 of the TFS Regulation.’													
Italy (2016-2019)	<p>In accordance with the National Decree 370/1998 the financial guarantee is calculated as follows:</p> $G = T \text{ (Transport)} + S \text{ (Disposal / Recovery + Storage)}$ <p>Where:</p> $G = \text{Financial Guarantee (€)}$ $T = \text{Transport Costs} = \text{Km} \times \text{Tonnes} \times 300 \text{ (300 is a constant value €/Km/Tonne)}$ $S = \text{Disposal /Recovery /Storage} = \text{Tonnes} \times K2$ <p>Where K2 is a parameter in €/Tonne, with values as follows:</p> <table border="1"> <thead> <tr> <th>Treatment</th> <th>Type of waste</th> <th>Value for K2</th> </tr> </thead> <tbody> <tr> <td>Recovery</td> <td>Any type</td> <td>2.000.000 Lire/Tonne →about 1.000 €/Tonne</td> </tr> <tr> <td rowspan="3">Disposal</td> <td>Non-hazardous waste</td> <td>2.000.000 Lire/Tonne →about 1.000 €/Tonne</td> </tr> <tr> <td>hazardous wastes containing halogenated organics at levels below 5.000 ppm</td> <td>4.000.000 Lire/Tonne →about 2.000 €/Tonne</td> </tr> <tr> <td>hazardous wastes containing halogenated organics at levels higher than 5000 ppm</td> <td>8.000.000 Lire/Tonne →about 4.000 €/Tonne</td> </tr> </tbody> </table>	Treatment	Type of waste	Value for K2	Recovery	Any type	2.000.000 Lire/Tonne →about 1.000 €/Tonne	Disposal	Non-hazardous waste	2.000.000 Lire/Tonne →about 1.000 €/Tonne	hazardous wastes containing halogenated organics at levels below 5.000 ppm	4.000.000 Lire/Tonne →about 2.000 €/Tonne	hazardous wastes containing halogenated organics at levels higher than 5000 ppm	8.000.000 Lire/Tonne →about 4.000 €/Tonne
Treatment	Type of waste	Value for K2												
Recovery	Any type	2.000.000 Lire/Tonne →about 1.000 €/Tonne												
Disposal	Non-hazardous waste	2.000.000 Lire/Tonne →about 1.000 €/Tonne												
	hazardous wastes containing halogenated organics at levels below 5.000 ppm	4.000.000 Lire/Tonne →about 2.000 €/Tonne												
	hazardous wastes containing halogenated organics at levels higher than 5000 ppm	8.000.000 Lire/Tonne →about 4.000 €/Tonne												
Latvia (2016-2019)	There are no national legal acts established in relation to this article.													
Lithuania (2016-2019)	The order of calculation and adjustment of the amount of financial guarantee (thereinafter - guarantee) or equivalent insurance (thereinafter - insurance), submission and withdrawal of guarantee or insurance documents is approved by the													

Member State	Additional Remarks
	<p>Order of the Minister of Environment in 2005, December 30 (Order No. D1-663)</p> <p>This order was issued to implement Article 6 of Regulation (EC) No 1013/2006 of the European Parliament and of Council of 14 June 2006 on shipments of waste.</p> <p>In case of waste export from the Republic of Lithuania calculation of Guarantee or Insurance is executing by the following formula:</p> <p>Total amount of the Guarantee or Insurance = $(T \times (A1 + A2) + P + 90 \times L) \times Q \times 1.1$, which:</p> <p>T – costs of 1 ton shipment for 1 km (Lt);</p> <p>A1 - the distance of transportation from the notifier to the consignee (km);</p> <p>A2 – the distance of transportation from the notifier to the alternative waste management facility where waste could be disposed of or recovered in an environmentally sound manner (km);</p> <p>P – costs of 1 tonne of waste for alternative use or disposal in an environmentally sound manner (Litas/ per tonne), in case if the waste has a positive market value P =0;</p> <p>L- costs of storage per 1 ton of waste per1 day in environmental sound manner at alternative waste management facility (Lt);</p> <p>Q – planned amount of waste for transportation (tonnes);</p> <p>1.1- coefficient of the additional costs.</p> <p>In case of waste import to the Republic of Lithuania calculation of Guarantee or Insurance is calculated by the following formula:</p> <p>Total amount of the Guarantee or Insurance = $(T \times A + P + 90 \times L) \times Q \times 1.1$, which:</p> <p>T – costs of 1 tonne shipment for 1 km (Lt);</p> <p>A - the distance of transportation from the consignee to the alternative waste management facility where waste could be disposed of or recovered in an environmentally sound manner (km);</p> <p>P – costs of 1 tonne of waste for alternative use or disposal in an environmentally sound manner costs (Litas/per ton), in case if the waste has a positive market value, the amount of P in calculation formula should be entered as zero;</p> <p>L- costs of 1 tonne of waste storage of 1 day in environmental sound manner at alternative waste management facility (Lt);</p> <p>Q – planned amount of waste for transportation (in tonnes);</p> <p>1.1- coefficient of the additional costs.</p>
Luxembourg (2016-2017)	<p>The formula for calculating the minimum amount of the financial guarantee has been fixed by the grand-ducal regulation of 7th December 2007 concerning certain application modalities of the regulation (EC) No 1013/2006. The formula has already been communicated to the European Commission.</p>
Luxembourg (2018-2019)	<p>The calculation of the financial guarantee is the following:</p> <p>Financial guarantee = $(a + b + c) \times d \times h \times 1,2$</p> <p>(with: $h = g + 1$)</p>

Member State	Additional Remarks
	<p>and: $g = e \times f$ (rounded down)</p> <p>a = cost of the treatment per ton</p> <p>b = cost of transport per ton</p> <p>c = lump sum for the storage of the waste</p> <p>d = maximum quantity per transport (in tons)</p> <p>e = duration of the treatment (days)</p> <p>f = amount of transfers per day)</p>
<p>Malta (2016-2019)</p>	<p>The financial guarantee or equivalent insurance covering costs for transport, recovery or disposal and storage of waste is calculated as follows;</p> <p>Size of financial guarantee or equivalent insurance = $N [3(SH + ST) + T (Q)]$</p> <p>Where,</p> <p>N – Number of active shipments</p> <p>SH- Cost of shipment from the waste generator to the receiving facility</p> <p>ST – Cost of storage for 90 days at the first port of call</p> <p>T – Cost of treatment (per tonne)</p> <p>Q - Quantity of waste (tonne)</p> <p>* This formula is used for guidance purposes only.</p>
<p>Netherlands (2016-2019)</p>	<p>In the Netherlands the financial guarantee is dealt with in specific regulation: the “Regeling EG-verordening overbrenging van afvalstoffen”.</p> <p>The last change of this ruling has been published in the Staatscourant nr. 14425 of 29 September 2009.</p>
<p>Poland (2016-2019)</p>	<p>Regulation of the Minister of the Environment of 21 May 2008 on the method of calculating the amount of the guarantee sum (Journal of Laws of 2008,item 618)</p> <p>The financial guarantee shall cover the period from the start of the shipment of waste to the presentation of a certificate of recovery or disposal of the waste.</p> <p>Financial guarantees may be provided in the form of a bank guarantee, an insurance guarantee or a deposit.</p> <p>The amount for which the guarantees are established is determined by the competent authority in the country of shipment of waste, in Poland GIOŚ.</p> <p>The amount of the guarantee sum (in PLN) is calculated in accordance with the following formula:</p> <p>$G = (D + T + M) \times A$, where:</p> <p>G - is the amount of the guarantee sum;</p> <p>D - means the cost of disposal or recovery, including the costs of necessary interim operations, of one tonne of waste covered by the notification;</p> <p>T - is the cost of transporting one tonne of waste covered by the declaration from the place of dispatch to the place of destination;</p> <p>M - is the cost of storing waste for a period of 90 days, whereby for one tonne of</p>

Member State	Additional Remarks
	<p>waste:</p> <ul style="list-style-type: none"> - in solid form other than dangerous - amounts to PLN 200, - dangerous in solid form - is 500 PLN, - in liquid form other than dangerous - amounts to PLN 500, - dangerous in liquid form - amounts to PLN 1,000; <p>A - means the weight of waste covered by the guarantee expressed in tonnes.</p> <p>Where the provisions of a bank guarantee agreement or an insurance guarantee contract or the amount of the guarantee sum do not cover the costs referred to in Article 6(1) of Regulation No 1013/2006, the Chief Inspector of Environmental Protection shall, by way of a decision, request that the provisions of the bank guarantee agreement or insurance guarantee agreement be supplemented or the amount of the guarantee sum supplemented.</p> <p>It is possible to lodge a comprehensive guarantee covering all planned shipments of waste or a partial guarantee covering a certain number of shipments declared by the notifier.</p> <p>After an international shipment of waste has been carried out and the documents required by Regulation No 1013/2006 have been presented, at the request of the person lodging the guarantee, the Chief Inspector of Environmental Protection shall, by way of a decision, decide on its return.</p> <p>In the event of the circumstances referred to in Article 6(2) of Regulation No 1013/2006 and where the notifier or consignee of the waste has failed to comply with the obligations relating to the return of the waste to the country of dispatch or its management in the country of destination, as appropriate, imposed in the decisions referred to in Articles 24 or 26, the Chief Inspector of Environmental Protection shall decide, by way of a decision, the allocation for this purpose of funds from a financial guarantee in the amount necessary to fulfil these obligations.</p>
Portugal (2016-2019)	<p>Pursuant to the national law, “Decreto - Lei N° 45/2008 de 11 de março de 2008”, the financial guarantee is defined as follows:</p> $GF = (T+E+A)*Q*Ns*1.4$ <p>where:</p> <p>GF = the financial guarantee or equivalent;</p> <p>T = the cost of transport per tonne of waste;</p> <p>E = the cost of disposal/recovery, including any interim operations, per tonne of waste;</p> <p>A = the cost of storage for 90 days per tonne of waste;</p> <p>Ns = the maximum number of shipments anticipated at the same time from the point of dispatch to the destination.</p> <p>This guarantee must be established on behalf of the competent authority of dispatch (the Portuguese Environment Agency).</p>
Romania (2017-2019)	<p>No provisions have been adopted in national law pursuant to this Article.</p>

Member State	Additional Remarks
Slovakia (2016-2019)	<p>According to the Act No. 79/2015 Coll. on waste and on amendments to certain acts as amended, Article 87 - Financial security</p> <p>1. The Ministry determines the financial security in the form of financial collateral (hereinafter “collateral”) or insurance policy of equivalent value pursuant to separate legislation [Article 6 of Regulation (EC) No 1013/2006 as amended] in the case of transboundary movement of waste from the Slovak Republic to another Member State and export of waste from the Slovak Republic to another Member State; the Ministry shall determine additional financial security in cases established in separate legislation [Convention on the Contract for the International Carriage of Goods by Road (CMR) (Decree of the Minister of Foreign Affairs No 11/1975) as amended].</p> <p>2. The amount of the collateral shall be determined by the Ministry upon examining the demonstrable costs of transport, recovery or disposal including all preliminary activities necessary and the costs of storage up to 90 days and shall be set at one and a half times said costs. The notifier shall deposit the collateral determined by the Ministry at a bank or at a branch of a foreign bank by means of tying up funds for an indefinite period of time to the benefit of the Ministry. The notifier shall submit the original document verifying that the collateral has been deposited to the Ministry before the decision is issued to grant a permit for the transboundary movement of waste pursuant to paragraph 1.</p> <p>3. An insurance policy of equivalent value is deemed to be an insurance policy with which the sum of the insurance settlement covers the demonstrable costs of the transport, recovery or disposal including all preliminary activities necessary and the costs of storage for up to 90 days at a sum of one and a half times said costs; the notifier must take out said insurance policy before the decision is issued to grant a permit for the transboundary movement of waste pursuant to paragraph 1. The notifier shall submit the original document verifying that the collateral has been deposited to the Ministry before the decision is issued to grant a permit for the transboundary movement of waste pursuant to paragraph 1. The notifier shall submit the original of the insurance document before issuing the decision granting the consent with transboundary movement of waste under paragraph 1.</p> <p>4. The collateral pursuant to paragraph 2 shall be returned to the notifier (except in cases specified in separate legislation [Article 6 of Regulation (EC) No 1013/2006 as amended] if the notifier:</p> <ul style="list-style-type: none"> a) submits a request for the return or cancellation of the collateral and confirmation that the waste has been destroyed or recovered in the form of a certified document on transboundary movement/transport of waste or attaches said confirmation to said document, b) demonstrates that the transboundary movement of waste from the Slovak Republic to another Member State or the exportation of waste from the Slovak Republic to a non-Member State did not take place or will not take place, or c) demonstrates that the transboundary movement of waste from a non-Member State to the Slovak Republic or the importation of waste from a non-Member State to the Slovak Republic did not take place or will not take place.
Slovenia (2016-2019)	<p>Following provisions of Decree on the implementation of the Regulation (EC) No. 1013/2006 on shipments of wastes (OJ of RS No. 78/16)– national legislation-regarding financial guarantees or equivalent insurance.</p>
Spain	<p>The financial guarantee must cover the costs of transporting and disposing of or</p>

Member State	Additional Remarks
(2016-2019)	<p>recovering the waste as well as the costs of storing the waste for 90 days.</p> <p>The following formula is used to make the calculation:</p> $\text{Guarantee} = 1'4 * (\text{CT} + \text{CEV} \times \text{Q} + \text{CA} \times 90 \times \text{Q})$ <p>CT: the cost of transport from the producer to recipient CEV: the cost of disposal/recovery per kg. Q: the average quantity transported in kg./trip CA: the cost of storage per day per kilo.</p> <p>Please find below the link to the MAPAMA website showing how the guarantee is calculated.¹⁰⁷</p> <p><u>In the Autonomous Community of Andalusia</u> the provisions of Law 22/2011 of 28 July 2011 on contaminated waste and soil apply; as do the provisions of Royal Decree 180/2015 of 13 March 2015 regulating the shipment of waste within the territory of the State.</p> <p><u>Madrid:</u> National legislation makes no provision for the financial guarantee or equivalent insurance for cross-border shipments of waste. However, for this type of shipment within the Autonomous Community of Madrid, a financial guarantee applies, which is calculated based on transport costs, costs of storage for 90 days and costs of treatment, as well as the quantity of waste transported in each shipment and the number of simultaneous shipments to be carried out.</p> <p><u>Asturias:</u> Calculates the financial guarantee as provided for by the regulation.</p> <p>: In all cross-border shipments for which we are the competent authority, it is checked that the required financial guarantees have been established in accordance with REGULATION (EC) No 1013/2006 OF THE EUROPEAN PARLIAMENT AND OF THE COUNCIL of 14 June 2006 on shipments of waste.</p>
Spain (2017)	<p>As before but with the addition of information for two more regions:</p> <p><u>La Rioja:</u> In 2017, no notification has acted as the competent issuing authority, nor have bonds been established.</p> <p><u>Valencia:</u> The Comunitat Valenciana uses the following formula for the calculation of the deposit:</p> $\text{AMOUNT (€)} = 1,5 \times \text{Q} \times (\text{CT} + \text{CEV} + (\text{CA} \times 90))$ <p>Q transported amount, CT transport costs, CEV disposal / valuation costs, CA storage costs.</p>
Sweden (2016-2019)	<p>The amount is counted on case-by-case by the notifier. The costs are based on the amount of waste that is planned to be shipped over a four-week period and will cover the costs for transport, waste treatment and 90 days of storage.</p>
United Kingdom	<p>Statutory Instrument 2007 No 1711 'The Transfrontier Shipment of Waste</p>

¹⁰⁷ http://www.mapama.gob.es/es/calidad-y-evaluacion-ambiental/temas/prevencion-y-gestion-residuos/traslados/Procedimiento_traslados_internacionales_residuos.aspx

Member State	Additional Remarks
(2016-2017)	<p>Regulations 2007' applies.</p> <p>In those Regulations, Part 4 paragraph 19 (1) states 'A person who transports such waste commits an offence if he does so without (c) a financial guarantee or equivalent insurance being in place and approved of by the competent authority in accordance with Article 6.'</p> <p>Additionally, the following provisions are relevant:</p> <p>Part 9 paragraph 47 covers 'costs of take-back etc'; paragraph 48 covers 'approval of a financial guarantee; paragraph 49 'supply of the financial guarantee'.</p>
United Kingdom (2018)	<p>Statutory Instrument 2007 No 1711 'The Transfrontier Shipment of Waste Regulations 2007' applies.</p> <p>In those Regulations, Part 4 paragraph 19 (1) states 'A person who transports such waste commits an offence if he does so without (c) a financial guarantee or equivalent insurance being in place and approved of by the competent authority in accordance with Article 6.'</p> <p>Additionally, the following provisions are relevant:</p> <p>Part 9 paragraph 47 covers 'costs of take-back etc'; paragraph 48 covers 'approval of a financial guarantee; paragraph 49 'supply of the financial guarantee'.</p> <p>All imports from the IoM to the UK of notified waste require pre-approval by the competent authority of destination. In accordance with the IoM Import & Export of Waste Regulations 2001 it is an offence to remove waste out of the Island without appropriate financial guarantee or insurance.</p>
United Kingdom (2019)	<p>Statutory Instrument 2007 No 1711 'The Transfrontier Shipment of Waste Regulations 2007' applies.</p> <p>In those Regulations, Part 4 paragraph 19 (1) states 'A person who transports such waste commits an offence if he does so without (c) a financial guarantee or equivalent insurance being in place and approved of by the competent authority in accordance with Article 6.'</p> <p>Additionally, the following provisions are relevant:</p> <p>Part 9 paragraph 47 covers 'costs of take-back etc'; paragraph 48 covers 'approval of a financial guarantee; paragraph 49 'supply of the financial guarantee'.</p> <p>All imports from the IoM to the UK of notified waste require pre-approval by the competent authority of destination. In accordance with the IoM Import & Export of Waste Regulations 2001 it is an offence to remove waste out of the Island without appropriate financial guarantee or insurance.</p>

** Member State replies that have been translated into English.*

6.4 Data Tables

6.4.1 Table 1 – Information on Exceptions to the Implementation of the Principle of Proximity, Priority for Recovery and Self-Sufficiency (Article 11 (3))

Five Member States completed Table 1 of Annex IX of the Waste Shipping Regulation, these being Denmark, Finland, Greece, Spain and the United Kingdom (although Greece completed the table for all years apart from 2016, Denmark only completed for 2018, the United Kingdom only completed the table for the year 2018 and Spain completed the table only for 2016 and 2019). In most cases, waste is being exported in order to be incinerated on land (waste disposal code D10). None of the Member States reported that any instance of export required referral to the Commission.

Table 6-11: Denmark, 2018 – Information on Exceptions to the Implementation of the Principle of Proximity, Priority for Recovery and Self-Sufficiency (Article 11 (3))

Waste identification (code)	Quantity (tonnes)	Country of destination (De)/ country of dispatch (Di)	Disposal operation D-code	Referral of the matter to the Commission (Yes/No)
A4080	5.4	Belgium	D10	
A4080	3.94	Belgium	D10	
A4130	92.45	Switzerland	D10	
A4130	24.42	Switzerland	D10	
A3140	131.32	Germany	D10	
A3150	908.5	Germany	D10	
Unlisted	121.26	Germany	D10	
Unlisted	730.7	Germany	D10	
	2,186.988	Germany	D10	
A3150	5,918.04	Germany	D10	
Unlisted	449.2	Tyskland	D10	
A3150	1,896.47	Tyskland	D10	
Unlisted	185.5	Tyskland	D10	
Unlisted	44.36	Tyskland	D10	
Unlisted	341.65	Tyskland	D10	
Unlisted	5.521	Danmark	D10	
A4030	4.22	Danmark	0	
AC150	1.2	Danmark	0	
A4010	68.472	Grækenland	D10	
A4140	53.85	Grækenland	D10	
A4140	227.066	Grækenland	D10	
A4010	0.535	Grækenland	D10	
A4140	39.048	Grækenland	D10	
A3050	17.504	Irland	D10	
A4010	1.819	Irland	D10	
A4010	3.83	Irland	D10	
A4010	5.843	Irland	D10	
A4010	1,424.351	Irland	D10	
A3050	1.08	Irland	D10	
A4010	4.379	Irland	D10	
Unlisted	997.02	Italien	D10	
A4140	38.97	Italien	D10	

Unlisted	19.045	Italien	D10
Unlisted	507.3	Italien	D10
Unlisted	3,305.76	Italien	D10
A4010	107.81	Italien	D10
A3190	4,773.69	Italien	D10
Unlisted	1250.8	Italien	D10
Unlisted	1,761.38	Italien	D10
A4140	19.997	Italien	D10
A4140	81.55	Italien	D10
Unlisted	440.98	Italien	D10
A4010	126.12	Italien	D10
A3140	935.78	Italien	D10
Unlisted	64.36	Italien	D10
A4030	1.74	Holland	D10
A4140	115.161	Holland	D10
A3150	98.79	Holland	D10
A4060	488.32	Holland	D10
A3140	515.04	Holland	D10
A3150	114.88	Holland	D10
A3160	93.6	Holland	D10
Unlisted	6,730.02	Holland	D10
A4140	176.245	Holland	D10
A3150	51.425	Holland	D10
Unlisted	7.4	Holland	D10
A4060	630.08	Holland	D10
A4030	3.34	Holland	D10
Unlisted	138.22	Holland	D10
Unlisted	19.208	Holland	D10
A4120	6.352	Holland	D10
A3150	21.778	Holland	D10
A4030	39.067	Holland	D10
A4090	40.66	Holland	D10
A4090	113.865	Holland	D10
A4060	302.699	Holland	D10
A3140	823.9	Holland	D10
Unlisted	28.428	Holland	D10
A4120	4.566	Holland	D10
A3150	13.546	Holland	D10
A4030	68.867	Holland	D10
A4090	190.071	Holland	D10
A3140	2885.5	Holland	D10
Unlisted	11,588.66	Holland	D10
A3150	282.14	Holland	D10
A3180	191.54	Holland	D10
A3160	151.84	Holland	D10
Unlisted	6,451.586	Holland	D10
Unlisted	1,764.42	Holland	D10
Unlisted	100.32	Holland	D10
A3140	503.165	Holland	D10
A4090	29.606	Holland	D10
A4030	9.57	Holland	D10
A4060	193.096	Holland	D10

A3140	231.96	Holland	D10	
A3150	27.358	Holland	D10	
A4140	6.418	Holland	D10	
A4120	9.08	Holland	D10	
A4090	70.69	Holland	D10	
Unlisted	386.608	Norge	D10	
Unlisted	848.59	Norge	D10	
A3050	19.095	Norge	D10	
A3180	1.034	Norge	D10	
Unlisted	271.708	Norge	D10	
Unlisted	74.545	Norge	D10	
Unlisted	8.024	Norge	D10	
Unlisted	57.726	Norge	D10	
Unlisted	80.352	Norge	D10	
Unlisted	246.1	Norge	D10	
A4150	1.871	Norge	D10	
Unlisted	64.46	Norge	D10	
Unlisted	95.2	Norge	D10	
A4070	119.163	Norge	D10	
Unlisted	54.372	Norge	D10	
A3180	521.92	Norge	D10	
A4140	17.1	Norge	D10	
A3190	631.9	Norge	D10	
A4090	147.669	Norge	D10	
A4090	126.066	Norge	D10	
A4050	17.04	Norge	D10	
A4030	229.503	Norge	D10	
A3150	34.957	Norge	D10	
A4060	3,878.92	Norge	D10	
A3190	101.345	Norge	D10	
Unlisted	245.561	Norge	D10	
Unlisted	9,990.1	Norge	D10	
Unlisted	126.824	Norge	D10	
A4070	58.317	Norge	D10	
A3180	30.936	Norge	D10	
A4140	137.163	Norge	D10	
A4050	100.421	Norge	D10	
A4060	81.2	Norge	D10	
A3050	27.394	Norge	D10	
Unlisted	41.665	Norge	D10	
A3180	332.6	Norge	D10	
Unlisted	20.22	Norge	D10	
A4060	1,686.107	Norge	D10	
A3190	246.92	Norge	D10	
A4060	188.04	Norge	D10	
A4160	20.4	Sverige	D10	
A4070	441.26	Sverige	D10	
A4160	99.96	Sverige	D10	
A4090	192.58	Sverige	D10	
Unlisted	30.84	Sverige	D10	
A4070	122.88	Sverige	D10	

Table 6-12: Finland, 2016 – Information on Exceptions to the Implementation of the Principle of Proximity, Priority for Recovery and Self-Sufficiency (Article 11 (3))

Waste identification (code)	Quantity (tonnes)	Country of destination (De)/ country of dispatch (Di)	Disposal operation D-code	Referral of the matter to the Commission (Yes/No)
A4010	158.1	Finland -> Germany	D10	No
A4010	0.1	Finland -> Sweden	D10	No
A3140	34.3	Finland -> Sweden	D10	No
A1070	3.6	Finland -> Sweden	D13	No
unclassified: 15 02 02*, 19 02 05*	230.1	Finland -> Sweden	D10	No
unclassified: 13 05 01*, 13 05 02*, 15 01 10*, 15 02 02*	38.7	Finland -> Sweden	D10	No
A4060	276.6	Finland -> Germany	D10	No
A4070	260.3	Finland -> Sweden	D10	No
A4070	1563.7	Finland -> Germany	D10	No
A4080	153	Finland -> Sweden	D10	No
A1010	4	Finland -> Germany	D9	No
A4070	413.8	Finland -> Germany	D10	No
A4090	495.4	Finland -> Sweden	D9	No
unclassified: 15 02 02*, 19 02 05*	27.9	Finland -> Germany	D10	No
Unclassified: 16 05 04*	5.9	Finland -> Sweden	D10	No
Additionally imports from NO, EE, AU, SE)				No

Table 6-13: Finland, 2017 – Information on Exceptions to the Implementation of the Principle of Proximity, Priority for Recovery and Self-Sufficiency (Article 11 (3))

Waste identification (code)	Quantity (tonnes)	Country of destination (De)/ country of dispatch (Di)	Disposal operation D-code	Referral of the matter to the Commission (Yes/No)
unclassified (20 01 32)	27	Finland -> Germany	D10	No
A4010	88	Finland -> Germany	D10	No
A4010	77	Finland -> Sweden	D10	No
AC170	4525	Finland -> Sweden	D10	No
A4060	128	Finland -> Germany	D10	No
A4070	120	Finland -> Sweden	D10	No
A4070	2290	Finland -> Germany	D10	No
A4080	131	Finland -> Sweden	D10	No
A1010	38	Finland -> Germany	D9	No
A4090	110	Finland -> Sweden	D9	No
unclassified (15 02 02*, 19 02 05*)	88	Finland -> Germany	D10	No

Additionally imports from SE, AU, EE				
--------------------------------------	--	--	--	--

Table 6-14: Finland, 2018 – Information on Exceptions to the Implementation of the Principle of Proximity, Priority for Recovery and Self-Sufficiency (Article 11 (3))

Waste identification (code)	Quantity (kg/litres)	Country of destination (De)/ country of dispatch (Di)	Disposal operation D-code	Referral of the matter to the Commission (Yes/No)
unclassified (20 01 32)	137	Finland -> Germany	D10	No
A4010	68	Finland -> Sweden	D10	No
AC170	3246	Finland -> Sweden	D10	No
B4010	25	Finland -> Sweden	D10	No
A4070	33	Finland -> Sweden	D10	No
A4070	2392	Finland -> Germany	D10	No
A4080	153	Finland -> Sweden	D10	No
A1010	112	Finland -> Germany	D9, D12	No
A1030	23	Finland -> Germany	D9, D12	No
A4090	309	Finland -> Sweden	D9 (D1)	No
unclassified (15 02 02*, 19 02 05*)	34	Finland -> Germany	D10	No
unclassified (16 05 04*)	6	Finland -> Sweden	D10	No
Additionally imports from SE, EE (RU)				

Table 6-15: Finland, 2019 – Information on Exceptions to the Implementation of the Principle of Proximity, Priority for Recovery and Self-Sufficiency (Article 11 (3))

Waste identification (code)	Quantity (kg/litres)	Country of destination (De)/ country of dispatch (Di)	Disposal operation D-code	Referral of the matter to the Commission (Yes/No)
unclassified (20 01 32)	63	Finland -> Germany	D10	No
A4010	112	Finland -> Sweden	D10	No
B4010	509	Finland -> Sweden	D10	No
A4070	1820	Finland -> Germany	D10	No
A4080	236	Finland -> Sweden	D10	No
A1010	78	Finland -> Germany	D9, D12	No
A1030	416	Finland -> Germany	D12	No
A4090	209	Finland -> Sweden	D9	No
Additionally imports from AU, SE, EE, IE				

Table 6-16: Greece, 2017 – Information on Exceptions to the Implementation of the Principle of Proximity, Priority for Recovery and Self-Sufficiency (Article 11 (3))

Waste identification (code)	Quantity (kg/litres)	Country of destination (De)/ country of dispatch (Di)	Disposal operation D-code	Referral of the matter to the Commission (Yes/No)
EWC 13 03 01*, 16 02 09*, 16 02 10*, 17 09 02*	21,610	De: France	D10	
EWC 160209*	34,950	De: Poland	D10	

Table 6-17: Greece, 2018 – Information on Exceptions to the Implementation of the Principle of Proximity, Priority for Recovery and Self-Sufficiency (Article 11 (3))

Waste identification (code)	Quantity (kg/litres)	Country of destination (De)/ country of dispatch (Di)	Disposal operation D-code	Referral of the matter to the Commission (Yes/No)
EWC 13 03 01*, 16 02 09*, 17 09 02*	21,387	De: France	D10	
EWC 16 02 09*	6,86	De: Poland	D10	
EWC 16 02 09*	50,000	De: Romania	R12, R13	

Table 6-18: Greece, 2019 – Information on Exceptions to the Implementation of the Principle of Proximity, Priority for Recovery and Self-Sufficiency (Article 11 (3))

Waste identification (code)	Quantity (kg/litres)	Country of destination (De)/ country of dispatch (Di)	Disposal operation D-code	Referral of the matter to the Commission (Yes/No)
EWC 13 03 01*, 16 02 09*	18,870	FR (De)	D10	
EWC 13 03 01*, 16 02 09*	8,853	ES (De)	D9	

Table 6-19: Spain, 2016 – Information on Exceptions to the Implementation of the Principle of Proximity, Priority for Recovery and Self-Sufficiency (Article 11 (3))

Waste identification (code)	Quantity (kg/litres)	Country of destination (De)/ country of dispatch (Di)	Disposal operation D-code	Referral of the matter to the Commission (Yes/No)
EWL 140601 CFC, HCFC, HFC	35,000	De: Tredi Saint Vulbas, France	D10	

Table 6-20: Spain, 2019 – Information on Exceptions to the Implementation of the Principle of Proximity, Priority for Recovery and Self-Sufficiency (Article 11 (3))

Waste identification (code)	Quantity (kg/litres)	Country of destination (De)/ country of dispatch (Di)	Disposal operation D-code	Referral of the matter to the Commission (Yes/No)
140601*	24,120	De: France	D10	

Table 6-21: United Kingdom, 2018 – Information on Exceptions to the Implementation of the Principle of Proximity, Priority for Recovery and Self-Sufficiency (Article 11 (3))

Waste Identification (code)	Quantity (Kg)	Country of Destination (De) / country of dispatch (Di)	Disposal operation D code	Referral of the matter to the Commission (Yes/No)
No applicable Y code	33.5kg	De: UK Di: Norway	D1	No

6.4.2 Table 2 – Objections to Planned Shipments for Disposal (Article 11 (1)(g))

Seven Member States completed Table 2 of Annex IX of the Waste Shipping Regulation, these being **Belgium, Denmark, Germany, Hungary, Italy, Lithuania,** and **Spain**. However, all of these Member States reported that objections to planned shipments for disposal had only been raised in some but not all of the four years, with only Spain and Belgium completing the table for 3 out of the four years.

Overall, the greatest number of objections were made on the basis of Article 11 (1)(g)(i), with this article providing the reason for 16 objections. The next most given reason was Article 11 (1)(g)(iii) with 14 objections, and Article 11 (1)(g)(ii) was the least reported reason with just three objections.

Table 6-22: Belgium (Flanders), 2016 – Objections to Planned Shipments for Disposal

Waste identification (code)	Quantity (kg/litres)	Country of transit (T)/ Country of dispatch (Di)	Reasons for the objection (please tick <input checked="" type="checkbox"/> as appropriate)			Facility	
			Article 11(1)(g)(i)	Article 11(1)(g)(ii)	Article 11(1)(g)(iii)	Name (in case of Article 11(1)(g)(ii))	Disposal operation D-code
130301	250,000	Belgium (Di)	<input checked="" type="checkbox"/>				D10
200301	3,000,000	Belgium (Di)	<input checked="" type="checkbox"/>		<input checked="" type="checkbox"/>		R12

Table 6-23: Belgium (Wallonia), 2016 – Objections to Planned Shipments for Disposal

Waste identification (code)	Quantity (kg/litres)	Country of transit (T) / Country of dispatch (Di)	Reasons for the objection (please tick <input checked="" type="checkbox"/> as appropriate)			Facility	
			Article 11(1)(g)(i)	Article 11(1)(g)(ii)	Article 11(1)(g)(iii)	Name (in case of Article 11(1)(g)(ii))	Disposal operation D-code
200114	150,000	Belgium (Di)	x		x		requested as D10
200114	150,000 tonnes	Belgium (Di)	x		x		requested as D10 (bis)
200115	110,000	Belgium (Di)	x		x		requested as D10
200115	110,000	Belgium (Di)	x		x		requested as D10 (bis)
090102	600,000	Belgium (Di)	x		x		requested as R7

Table 6-24: Belgium (Walloon), 2017 – Objections to Planned Shipments for Disposal

Waste identification	Quantity (kg/litres)	Country of transit (T)/	Reasons for the objection (please tick <input checked="" type="checkbox"/> as appropriate)	Facility
----------------------	----------------------	-------------------------	--	----------

(code)		country of dispatch (Di)	Article 11(1)(g)(i)	Article 11(1)(g)(ii)	Article 11(1)(g)(iii)	Name (in case of Article 11(1)(g)(ii))	Disposal operation D-code
170605	750,000	Belgium (Di)	x	x	x	Centre d'enfouissement technique de BRAINE-LE-CHÂTEAU	D01

Table 6-25: Belgium (Walloon), 2019 – Objections to Planned Shipments for Disposal

Waste identification (code)	Quantity (kg/litres)	Country of transit (T)/ country of dispatch (Di)	Reasons for the objection (please tick \checkmark as appropriate)			Facility	
			Article 11(1)(g)(i)	Article 11(1)(g)(ii)	Article 11(1)(g)(iii)	Name (in case of Article 11(1)(g)(ii))	Disposal operation D-code
170504	5,000,000	Belgium (Di)	x				D01 (notified under R5)

Table 6-26: Denmark, 2017 – Objections to Planned Shipments for Disposal

Waste identification (code)	Quantity (kg/litres)	Country of transit (T) / country of dispatch (Di)	Reasons for the objection (please tick \surd as appropriate)			Facility	
			Article 11(1)(g)(i)	Article 11(1)(g)(ii)	Article 11(1)(g)(iii)	Name (in case of Article 11(1)(g)(ii))	Disposal operation D-code
170505	6,000,000	Denmark		X		Ragn-Sells AB Vänersborg	D1

Table 6-27: Denmark, 2018 – Objections to Planned Shipments for Disposal

Waste identification (code)	Quantity (kg/litres)	Country of transit (T) / country of dispatch (Di)	Reasons for the objection (please tick \surd as appropriate)			Facility	
			Article 11(1)(g)(i)	Article 11(1)(g)(ii)	Article 11(1)(g)(iii)	Name (in case of Article 11(1)(g)(ii))	Disposal operation D-code
NO 429148	10,000	Norway	Lack of environmental approval				D10

Table 6-28: Denmark, 2019 – Objections to Planned Shipments for Disposal

Waste identification (code)	Quantity (kg/litres)	Country of transit (T) / country of dispatch (Di)	Reasons for the objection (please tick \surd as appropriate)			Facility	
			Article 11(1)(g)(i)	Article 11(1)(g)(ii)	Article 11(1)(g)(iii)	Name (in case of Article 11(1)(g)(ii))	Disposal operation D-code
A1190	100,000	Di: Norway	X		X		D

Table 6-29: Germany, 2019 – Objections to Planned Shipments for Disposal

Waste identification (code)	Quantity (kg/litres)	Country of transit (T) / country of dispatch (Di)	Reasons for the objection (please tick \checkmark as appropriate)			Facility	
			Article 11(1)(g)(i)	Article 11(1)(g)(ii)	Article 11(1)(g)(iii)	Name (in case of Article 11(1)(g)(ii))	Disposal operation D-code
A2050	3,000,000	Italy	X	X	X	Landfill facility	D1
A2050	2,000,000	Italy	X	X	X	Landfill facility	D1
170603	2,000,000	Italy	X	X	X	Landfill facility	D1

Table 6-30: Hungary, 2019 – Objections to Planned Shipments for Disposal

Waste identification (code)	Quantity (kg/litres)	Country of transit (T) / country of dispatch (Di)	Reasons for the objection (please tick \checkmark as appropriate)			Facility	
			Article 11(1)(g)(i)	Article 11(1)(g)(ii)	Article 11(1)(g)(iii)	Name (in case of Article 11(1)(g)(ii))	Disposal operation D-code
19 12 12	20,000	IT			\checkmark		D5
19 12 12	10,000	SI			\checkmark		D5

Table 6-31: Italy, 2016 – Objections to Planned Shipments for Disposal

Waste identification (code)	Quantity (kg/litres)	Country of transit (T)/ country of dispatch (Di)	Reasons for the objection (please tick \checkmark as appropriate)			Facility	
			Art. 11(1)(g)(i)	Art. 11(1)(g)(ii)	Art. 11(1)(g)(iii)	Name (in case of Art. 11(1)(g)(ii))	Disposal operation D-code
20 03 01	25,000,000		x			Griño Ecologic s.a.	D1

Table 6-32: Lithuania, 2016 – Objections to Planned Shipments for Disposal

Waste identification (code)	Quantity (kg/litres)	Country of transit (T)/ country of dispatch (Di)	Reasons for the objection (please tick ✓ as appropriate)			Facility	
			Art. 11(1)(g)(i)	Art. 11(1)(g)(ii)	Art. 11(1)(g)(iii)	Name (in case of Art. 11(1)(g)(ii))	Disposal operation D-code
16 03 03*	75,000	Di: Latvia			✓	Griño Ecologic s.a.	D1

Table 6-33: Spain, 2018 – Objections to Planned Shipments for Disposal

Waste identification (code)	Quantity (kg/litres)	Country of transit (T)/ country of dispatch (Di)	Reasons for the objection (please tick ✓ as appropriate)			Facility	
			Article 11(1)(g)(i)	Article 11(1)(g)(ii)	Article 11(1)(g)(iii)	Name (in case of Article 11(1)(g)(ii))	Disposal operation D-code
LER 150110* y LER 150202* A4130	2,000,000	Malta		✓		DITESCA	D5
LER 170601* y LER 170605* A2050	1,500,000	Malta		✓		DITESCA	D5

Table 6-34: Spain, 2019 – Objections to Planned Shipments for Disposal

Waste identification (code)	Quantity (kg/litres)	Country of transit (T)/ country of dispatch (Di)	Reasons for the objection (please tick ✓ as appropriate)			Facility	
			Article 11(1)(g)(i)	Article 11(1)(g)(ii)	Article 11(1)(g)(iii)	Name (in case of Article 11(1)(g)(ii))	Disposal operation D-code
LER 100214	100,000,000	ITALIA (DI)	✓				D5
LER 160305*	600,000	T: France Di: Italy	✓	✓		Recuperaciones Ecológicas Castellanas (RECASA)	D9
LER 16.03.07*	200	Di: Andorra				MINAS DE ALMADÉN Y ARRAYANES, S.A,	D9
LER 12.01.17	10,000,000	Di: Montenegro				DITECSA, S.M	D5
LER 12.01.16	30,000,000	Di: Montenegro				GAMASUR CAMPO DE GIBRALTAR, S.L	D5
LER 17.05.03	40,000,000	Di: Montenegro				DITECSA SM-CENTRO DE NERVA	D5
LER 12.01.16*	30,000,000	Di: Montenegro				DITECSA SM-CENTRO DE NERVA	D5
LER 17.05.03*	40,000,000	Di: Montenegro				GAMASUR CAMPO DE GIBRALTAR, S.L.	D5

6.4.3 Table 3 – Objections to Planned Shipments for Recovery (Article 12(1)(c))

Six Member States completed Table of Annex IX of the Waste Shipping Regulation, these being **Belgium, Denmark, Italy, Lithuania, Cyprus, Spain**, and the **United Kingdom**. Of these, only **Italy** reported that objections to planned shipments for disposal had been made in all four years of the reporting period, while **Belgium (Flemish), Lithuania** and the **United Kingdom** only reported objections in 2016, **Cyprus** only in 2017, **Denmark** in 2017 and 2018, and **Spain** in 2016 and 2019.

Belgium, Italy, Cyprus, and the **United Kingdom** only reported objections made to planned exports to other countries. Objections reported by **Denmark, Lithuania** and **Spain** concerned movements of waste between different regions within its own borders.

A variety of reasons were given for objections having been made, including conflicts with Member States' own waste policy, administrative irregularities, and the technical inability of receiving facilities to treat the wastes in question.

Table 6-35: Belgium (Flemish), 2016 – Objections to Planned Shipments or Recovery (Article 12(1)(c))

Waste identification (code)	Quantity (kg/litres)	Country of destination	Reasons for the objection and details of relevant national legislation	Facility (in the country of destination)	
				Name	Recovery operation R-code
120121	1,000,000	Netherlands	Objection was made according to art. 12 ,1 c: the planned shipment would not be in accordance with national legislation in the country of dispatch. The waste (cutting sand) contains +/- 25% metal or plastic (cut away material), and the intended use would be "use as construction material" (mixed with other wastes and other additives). According to Flemish legislation waste intended for the use as construction material can contain max. 1% non-floating contaminants and max. 5 cm ³ /kg floating contaminants (VLAREMA 2.3.2.1§1, 6°). The waste "cutting sand" does not meet these criteria.	Wessem Port Services Stein	R05

Table 6-36: Denmark, 2017 – Objections to Planned Shipments or Recovery (Article 12(1)(c))

Waste identification	Quantity (kg/litres)	Country of destination	Reasons for the objection	Facility (in the country of destination)
----------------------	----------------------	------------------------	---------------------------	--

(code)			and details of relevant national legislation	Name	Recovery operation R-code
DK006681	2,250,000	Poland	Lack of capacity	TimbeRec sp. z.o.o	R3
DK006682	15,000,000	Poland	Lack of capacity	TimbeRec sp. z.o.o	R3
DK006778	20,000,000	Poland	Lack of environmental approval	TimbeRec sp. z.o.o	R3
DK006686	20,000,000	Poland	Lack of environmental approval	TimbeRec sp. z.o.o	R3
GB0001007045	20,000,000	Denmark	Lack of environmental approval	Odense Nord Miljøcenter	R12, R1

Table 6-37: Denmark, 2018 – Objections to Planned Shipments or Recovery (Article 12(1)(c))

Waste identification (code)	Quantity (tonnes)	Country of destination	Reasons for the objection and details of relevant national legislation	Facility (in the country of destination)	
				Name	Recovery operation R-code
NO 426524	100	Norway	Lack of environmental approval		R3

Table 6-38: Italy, 2016 – Objections to Planned Shipments or Recovery (Article 12(1)(c))

Waste identification (code)	Quantity (kg/litres)	Country of destination	Reasons for the objection and details of relevant national legislation	Facility (in the country of destination)	
				Name	Recovery operation R-code
19 12 12	2,000,000	Slovakia		CRH Slovensko	R1
19 02 04*	1,000,000	Poland		MO-BRUK S.A.	R5

Table 6-39: Italy, 2017 – Objections to Planned Shipments or Recovery (Article 12(1)(c))

Waste identification (code)	Quantity (kg/litres)	Country of destination	Reasons for the objection and details of relevant national legislation	Facility (in the country of destination)

				Name	Recovery operation R-code
AB030	1,000 tons	Poland	The facility in the Country of destination has lower treatment standards than those of the Country of dispatch	Mo. Bruck S.A.	R5
191210	3,000 tons	Hungary	The facility in the Country of destination has lower treatment standards than those of the Country of dispatch	Gasol Kft	R3
191212	6,000 tons	Hungary	The facility in the Country of destination has lower treatment standards than those of the Country of dispatch	Geosol Kft	R3

Table 6-40: Italy, 2018 – Objections to Planned Shipments or Recovery (Article 12(1)(c))

Waste identification (code)	Quantity (kg/litres)	Country of destination	Reasons for the objection and details of relevant national legislation	Facility (in the country of destination)	
				Name	Recovery operation R-code
19 12 12	5,000 tons	Macedonia	1) Not justified duplication of the operation R12 2) RDF resulting from R12 operation to be recovered R1 without technical specifications 3) Waste destined to disposal in a landfill devoid of barriers for leachate	1)Ecoenergy System D.o.o.	R12
				2) Usse ad Drisla Skopje d.o.o.	R1 – D1
				3) Leksus dooel	R3

Table 6-41: Italy, 2019 – Objections to Planned Shipments or Recovery (Article 12(1)(c))

Waste identification (code)	Quantity (kg/litres)	Country of destination	Reasons for the objection and details of relevant national legislation	Facility (in the country of destination)	
				Name	Recovery operation R-code
19 12 12	5,000 tons	Macedonia	it was not possible to verify whether the waste fuel production methods are equivalent to those in Italy	Eco Energy System DOO Skopje	R12 + R1
19 08 05	3,000 tons	Slovakia	it was not possible to verify whether the methods of production of compost from sewage sludge are comparable with those envisaged in the country of dispatch	Plynex Sro	R3

19 08 05	4,000 tons	Czech Republic	it was not possible to verify whether the methods of production of compost from sewage sludge are comparable with those envisaged in the country of dispatch	INGEA RECYKLAC E S.R.O.	R3
19 12 12	5,000 tons	Hungary	procedures for end of waste not equivalent to those provided for in the country of dispatch	Sarvari Huke Hulladekkeze lesi	R3

Table 6-42: Lithuania, 2016 – Objections to Planned Shipments or Recovery (Article 12(1)(c))

Waste identification (code)	Quantity (kg/litres)	Country of destination	Reasons for the objection and details of relevant national legislation	Facility (in the country of destination)	
				Name	Recovery operation R-code
16 06 01*	2,000 tonnes	Lithuania	Facility has an expired IPPC permit since 01/01/2016	UAB “Krismina”	R4, R13, R12
19 12 10*	5,000 tonnes	Poland	Objection of the Competent Authority of Poland	Grupa Ozarow S.A.	R1

Table 6-43: Cyprus, 2017 – Objections to Planned Shipments or Recovery (Article 12(1)(c))

Waste identification (code)	Quantity (kg/litres)	Country of destination	Reasons for the objection and details of relevant national legislation	Facility (in the country of destination)	
				Name	Recovery operation R-code
EWC – 19 12 02 (Ferrous Scrap)	9,919 tons	India	Exporter was not permitted according to National Waste Law.	V. Mittra Sons	R4

Table 6-44: Spain, 2016 – Objections to Planned Shipments or Recovery (Article 12(1)(c))

Waste identification (code)	Quantity (kg/litres)	Country of destination	Reasons for the objection and details of relevant national legislation	Facility (in the country of destination)	
				Name	Recovery operation R-code
191202	200,000	SPAIN (AUTONOMOUS COMMUNITY OF VALENCIA)	The destination facility is authorised to carry out operation R4 but not to treat the requested amount in one year.	FERIMET, S.L.U.	R4
191212	20,000,000	Spain / Castile-La Mancha	Waste from the treatment of household waste for transfer is destined for a facility with controlled deposit for processing by operation R12. Given that the waste has already been treated, the recovery rate would be minimal, resulting mainly in non-recoverable fractions which would be disposed of by deposit (D5).	Naturcomval Ambiental S.L	R12

Table 6-45: Spain, 2017 – Objections to Planned Shipments or Recovery (Article 12(1)(c))

Waste identification (code)	Quantity (kg/litres)	Country of destination	Reasons for the objection and details of relevant national legislation	Facility (in the country of destination)	
				Name	Recovery operation R-code
191211	60,000	SPAIN (origin GREECE)	The target manager is not authorized to perform recovery of mercury and metals heavy in the requested LER code	DITECSA	R4
191211 *	1,000,000	Spain / Castilla - La Mancha	The waste is destined for a facility owned by Camacho Recycling that is not authorized to carry out the R12 operation on this waste. In addition, the company has failed to comply with the obligations to present the documentation related to said transfers on time, and in some cases, said documentation is also illegible. Objections are formulated based on article 12, paragraph 1 letters b, e and j.	Naturpavial Gestao Ambiental	R12

191211 *	600,000	Spain / Castilla - La Mancha	The waste is destined for a facility owned by Camacho Recycling that is not authorized to carry out the R12 operation on this waste. In addition, the company has failed to comply with the obligations to present the documentation related to said transfers on time, and in some cases, said documentation is also illegible. Objections are formulated based on article 12, paragraph 1 letters b, e and j.	Ambigro up Reciclag em SA	R12
191212	25,000,00 0	Spain / Castilla - La Mancha	The waste is destined for a facility owned by Naturcomval SA. It is found that the volume of recoverable material compared to the non-recoverable is only 20%, with the non-recoverable fraction (80%) destined for its disposal in a landfill. Concluding that the amount of waste that can be recovered is minimal, being mostly destined for disposal in a controlled deposit (D5). Therefore objections are raised based on Article 11 paragraph 1, letter g point i, article 12, paragraph 1, letter i and article 12, paragraph 1, letter h.	DE.FI.A M.SRL	R12
191212	35,000,00 0	Spain (C. Valenciana)	The intended transfer does not comply with the legal and regulatory provisions of the country of destination, since the company receiving the waste does not have the capacity to adequately manage the waste coming from the treatment of urban waste, which will in any case be subject to the established in section 3 of section 6.1.1. of its integrated environmental authorization.	RESIDU ES TREAT MENT CENTE R OF MEDIT ERRÁN EO, SL	R12
160508 *	500,000	Spain (C. Valenciana)	The intended transfer does not comply with the legal and regulatory provisions of the country of destination, since the recipient company lacks authorization to carry out operation R10.	RECEX VAL, CB	R10

Table 6-46: Spain, 2018 – Objections to Planned Shipments or Recovery (Article 12(1)(c))

Waste identification (code)	Quantity (kg/litres)	Country of destination	Reasons for the objection and details of relevant national legislation	Facility (in the country of destination)	
				Name	Recovery operation R-code
LER 130899*	12,000,000	ESPAÑA	The facility is not authorized as a waste manager.	INGAROIL SL	R5

Table 6-47: Spain, 2019 – Objections to Planned Shipments or Recovery (Article 12(1)(c))

Waste identification (code)	Quantity (kg/litres)	Country of destination	Reasons for the objection and details of relevant national legislation	Facility (in the country of destination)	
				Name	Recovery operation R-code
210	12,000,000	Spain (C. Valenciana)	There are alternative facilities closer to the place of origin, to carry out the proposed treatment. This transfer has a negative impact on the management plans approved by the Valencian Community and hinders the achievement of the recovery objectives and percentage of rejection to landfill established in the Comprehensive Waste Plan of the Valencian Community (PIRCV) for own domestic and assimilable waste, which may lead to the opening of a sanctioning file by	CEMEX ESPAÑA OPERACIONES, SLU	R1

			the EU		
191210	10,000,000	Spain (C. Valenciana)	There are alternative facilities closer to the place of origin, to carry out the proposed treatment. This transfer has a negative impact on the management plans approved by the Valencian Community and hinders the achievement of the recovery objectives and percentage of rejection to landfill established in the Comprehensive Waste Plan of the Valencian Community (PIRCV) for own domestic and assimilable waste, which may lead to the opening of a sanctioning file by the EU	CEMEX ESPAÑA OPERACIONES, SLU	R1
190805	15,000,000	Spain (C. Valenciana)	There are alternative facilities closer to the place of origin, to carry out the proposed treatment. This transfer has a negative impact on the management plans approved by the Valencian Community and	DEPURACIÓN DE AGUAS DEL MEDITERRÁNEO, SL	R3

			<p>hinders the achievement of the recovery objectives and percentage of rejection to landfill established in the Comprehensive Waste Plan of the Valencian Community (PIRCV) for own domestic and assimilable waste, which may lead to the opening of a sanctioning file by the EU</p>		
191212	20,000,000	Spain (C. Valenciana)	<p>There are alternative facilities closer to the place of origin, to carry out the proposed treatment. This transfer has a negative impact on the management plans approved by the Valencian Community and hinders the achievement of the recovery objectives and percentage of rejection to landfill established in the Comprehensive Waste Plan of the Valencian Community (PIRCV) for own domestic and assimilable waste, which may lead to the opening of a sanctioning file by the EU</p>	ECONOVA AMBIENTAL, SL	R12 / R1

190204 *	5,000,000	Spain (C. Valenciana)	<p>There are alternative facilities closer to the place of origin, to carry out the proposed treatment. This transfer has a negative impact on the management plans approved by the Valencian Community and hinders the achievement of the recovery objectives and percentage of rejection to landfill established in the Comprehensive Waste Plan of the Valencian Community (PIRCV) for own domestic and assimilable waste, which may lead to the opening of a sanctioning file by the EU</p>	<p>SUEZ RR IWS IBÉRICA, SLU</p> <p>LAFARGEHOLCIN ESPAÑA, SAU</p>	<p>R12</p> <p>R1</p>
10.08.04	50,000	Spain (Castilla-La Mancha)	<p>On August 14, 2019, at the request of the Autonomous Community of Castilla La Mancha, a chemical analysis of the composition of the waste was requested from the notifier, from Brazil. This analysis showed the presence of halogenated compounds. Authorization for waste management: "the waste managed in rotary kilns <u>may</u></p>	CRM Synergies SL,	R4

			<p><u>not contain organic or halogenated compounds</u> or other dangerous compounds other than those established for the process".</p>		
10.08.04,	30,000	Spain (Castilla-La Mancha)	<p>On August 14, 2019, at the request of the Autonomous Community of Castilla La Mancha, a chemical analysis of the composition of the waste was requested from the notifier, from Brazil. This analysis showed the presence of halogenated compounds.</p> <p>Authorization for waste management: "the waste managed in rotary kilns <u>may not contain organic or halogenated compounds</u> or other dangerous compounds other than those established for the process".</p>	CRM Synergies SL,	R4
05.01.03 *	3,000,000	Spain (Castilla-La Mancha)	<p>On August 24, 2020, the objections motivated by the Waste Service of the General Directorate of Circular Economy of the Sustainable Development Department of the Junta de Castilla-La Mancha are received by email due to the</p>	Castilian Ecological Recoveries (RECASA)	R3 and R1

		<p>recent increase In the reception of files of transboundary transfers of waste destined for RECASA's energy recovery facilities, and once all the active files at its disposal, from this Waste Service, of the DG of Circular Economy, have been analyzed, the Authorization for the acceptance of the waste that is the object of this file with its final destination being managed in the RECASA recovery furnace during the 2020 year, given the maximum annual capacity authorized for the management of organic shredded waste in this furnace. For all the above, this Waste Service cannot give its consent to the final acceptance of the waste that is the object of this file at RECASA's energy recovery facilities during 2020, since this would imply a breach of its integrated environmental authorization. "</p>	
--	--	--	--

06.13.02 *	650,000	Spain (C. Valenciana - C. Castilla la Mancha)	<p>It is verified that the company MAGMA TRATAMIENTOS SLU, with registration number 130 / AAI / CV, only has authorization to carry out operation R12, "exchange of waste to subject them to any of the operations numbered R1 to R11", therefore that they could not carry out operation R7.</p> <p>The notifier clarified that operation R7 would be carried out at the facilities of the company RECUPERACIONES ECOLÓGICAS CASTELLANAS, SA (RECASA), located in the Autonomous Community of Castilla-La Mancha.</p> <p>According to the information provided by the Autonomous Community of Castilla-La Mancha, the RECASA facility, with authorization number AAI-TO-043, is authorized to introduce waste LER 06.13.02 * into the stabilization-solidification unit, which includes two lines: grinding of bulky waste and formulation of solid</p>	MAGMA TREATMENTS, SLU	R7
------------	---------	---	--	-----------------------	----

			<p>fuels. Operation R7 would not be adjusted to said process, since in these lines the waste is stabilized, which will later be used in the inerting of other waste. Therefore, operation R7 would not be adjusted to said process since there is no reduction of contamination in the waste, for its subsequent reuse in another process.</p>		
20.01.33 *	50,000	Spain (Castilla-La Mancha)	<p>The ENVIROBAT ESPAÑA SL treatment facility, authorized by the Autonomous Community of Castilla La-Mancha under number 1930000610, has a maximum authorized capacity of 150 tons per year for the treatment of this hazardous waste, code LER 20.01.33 *. ENVIROBAT is exclusively authorized to carry out operations R12 (Exchange of waste to submit it to any of the operations listed from R1 to R11) and R13 (storage of waste pending any of the operations numbered R1 to R12 for said waste). The final destination of the</p>	ENVIROBAT ESPAÑA SL	R12 and R4

			<p>Waste was the metal recovery treatment-R4, in plants located in France, the Czech Republic and South Korea.</p> <p>ENVIROBAT ESPAÑA SL was only authorized to carry out intermediate operations, R12 and R13, being the maximum time authorized for the storage operation (R13), in the case of hazardous waste, six months, in accordance with the provisions of article 20 of Law 22/2011, of July 28, on waste and contaminated soils.</p>		
--	--	--	--	--	--

Table 6-48: United Kingdom, 2016 – Objections to Planned Shipments for Disposal

Waste identification (code)	Quantity (tonnes)	Country of transit (T)/ country of dispatch (Di)	Reasons for the objection <i>and details of relevant legislation</i>	Facility	
				Name	Recovery operation R-code
Platform	12,255	The Netherlands	The Netherlands considered recovery operation to be disposal, however the UK Waste Plan will not allow exports for disposal outside of the UK	Aannemings- en Verhuurbedrijf J. Hoondert & Zn. BV	R4 & R12 (Dutch authority considered it a disposal operation)

6.4.4 Table 4 – Information on Decisions by Competent Authorities to Issue Pre-Consents (Article 14)

15 Member States completed Table 4 of Annex IX of the Waste Shipping Regulation, these being **Austria, Belgium, Bulgaria, Denmark, Estonia, France, Germany, Ireland, Italy, Luxembourg, the Netherlands, Poland, Spain, Sweden** and **the United Kingdom**. Of these, **Austria, Belgium, Bulgaria, Estonia, France, Germany, Spain, Sweden,** and **the United Kingdom** provided information for all four years of the reporting period. In contrast, both **Denmark, Poland** and **Italy** provided information only for **2019**, **Ireland** provided information for 2017 only, **the Netherlands** provided information for 2016 and 2017 and **Luxembourg** provided for all four years except 2017 where there was no response.

Table 6-49: Austria, 2016 – Information on Decisions by Competent Authorities to Issue Pre-Consents (Article 14)

Competent authority	Recovery facility			Technologies employed	Waste identification (code)	Period of validity		Revocation (date)
	Name and No	Address	Recovery operation R-code			From	To	
BMLFUW	1*	2*	R1, R4, R8	Thermal treatment/metallurgical processes	10 01 04*, 11 01 09*, 19 02 05*, 16 08 02*, 16 08 03, 16 08 07*, 05 01 05*, 08 03 19*, 13 02 05*, 13 08 02*, 13 05 08*, 10 01 18*, 05 01 04*, 05 01 06*, 05 01 09*; AA060, A1050, A2030, A3020	August 30 th 2016	August 29 th 2021	

1* Name: Treibacher Industrie AG (GLN 9008390011225)

2* Address: Auer-von-Welsbach-Str. 1, A-9330 Althofen, AUSTRIA

Table 6-50: Austria, 2017 – Information on Decisions by Competent Authorities to Issue Pre-Consents (Article 14)

Competent authority	Recovery facility			Technologies employed	Waste identification (code)	Period of validity		Revocation (date)
	Name and No	Address	Recovery operation R-code			From	To	
BMLFUW	1*	2*	R3	Plastic from the treatment of e-waste (WEEE)	19 12 12; 19 12 04	September 18 th 2017	September 17 th 2022	
BMLFUW	3*	4*	R3	recycling of wood	03 01 05; 15 01 03; 17 02 01; 19 12 07: 20 01 38; AC170	August 5 th 2017	August 4 th 2027	

1* Name: MBA Polymers GmbH (GLN 9008390129883)

2* Address: Wipark 12 Str. 8. 3331 Kematen / Ybbs, AUSTRIA

3* Name: Fritz Egger GmbH & Co OG (GLN 9008390114216)

4* Adress: Fabriksweg 11a, 6300 Wörgl; AUSTRIA

Table 6-51: Austria, 2018 – Information on Decisions by Competent Authorities to Issue Pre-Consents (Article 14)

Competent authority	Recovery facility				Waste identification (code)	Period of validity		Revocation (date)
	Name and No	Addresses	Recovery operation R-code	Technologies employed		From	To	
BMNT	1*	2*	R3, R4	capturing the refrigerant (cooling system and foam; separation of metal and plastic scrap	16 02 15*, 16 02 11*, 20 01 23*; A1180	August 21 th 2018	August 20 th 2023	
BMNT	3*	4*	R3; R4	mechanical sorting and separation operations, dividing of waste into different fractions	19 12 03, 19 10 02, 19 12 07; 19 12 12, 19 10 04, 19 12 02; A3120	July 26 th 2018	July 25 th 2023	
BMNT	5*	6*	R4	shredding of metal containing waste	20 01 40, 19 12 02, 16 01 17, 17 04 05, 20 01 35*, 16 02 13*, 20 01 36, 16 02 14, 19 12 03, 19 01 02, 16 02 15*; A1180	July 26 th 2018	July 25 th 2023	

1* Name: UFH Recycling GmbH (GLN 9008390492086)

2* Address: Wirtschaftspark 12, Straße 4. 3331 Kematen / Ybbs, AUSTRIA

3* Name: Metran Rohstoff-Aufbereitungs GmbH (GLN 9008390033081)

4* Adress: Wirtschaftspark 4. Straße Nr. 3, 3331 Kematen; AUSTRIA

5* Name: Metall Recycling Mü-Gu GmbH (GLN 9008390066027)

6* Address: Industriestraße 12, 3300, Amstetten; AUSTRIA

Table 6-52: Austria, 2019 – Information on Decisions by Competent Authorities to Issue Pre-Consents (Article 14)

Competent authority	Recovery facility				Waste identification (code)	Period of validity		Revocation (date)
	Name and No	Address	Recovery operation R-code	Technologies employed		From	To	
Federal Ministry Republic of Austria Climate Action, Environment, Energy, Mobility, Innovation and Technology	Treibacher Industrie AG / AT 01 5	Auer von Welsbach Straße 1 9330 Althofen	R1, R4, R8	electric arc furnace or rotary kiln, depending on waste	10 01 04* 10 01 18* 16 08 02*; 16 08 03; 16 08 07* 05 01 05*; 08 03 19*; 13 02 05*; 13 02 06*; 13 02 07*; 13 02 08*; 13 05 08*; 05 01 04* 06*		29.08.2021	
Federal Ministry Republic of Austria Climate Action, Environment, Energy, Mobility, Innovation	Ögussa Österreichische Gold- und Silber-Scheideanstalt GmbH AT01_9	Liesinger Flurgasse 4, 1230 Wien	R4 - Recycling/reclamation of metals and metal compounds	hydrometallurgy	06 03 13*	01.04.2019	31.03.2024	

and Technology								
-------------------	--	--	--	--	--	--	--	--

Table 6-53: Belgium (Flanders), 2016 – Information on Decisions by Competent Authorities to Issue Pre-Consents (Article 14)

* As per the European List of Waste code system, a ‘*’ at the end of the code indicates a hazardous waste.

Competent authority	Recovery facility				Waste identification (code)	Period of validity		Revocation (date)
	Competent authority	Recovery facility	Waste identification (code)	Period of validity		Revocation (date)	Competent authority	
BE001 (Flanders)	Accurec	Kanaalweg 3420, 3980 Tessenderlo	R12	CX compact system	– A1160 (EWL code 160601*)	2/5/2016	13/10/2025	
BE001 (Flanders)	SUEZ RR IWS Remediation	Westvaardijk 83, 1850 Grimbergen	R5	Physico-chemical cleaning	17 05 05*, 17 05 06, 19 08 02, 20 03 03, 20 03 06, 19 08 99, 19 09 99, 19 13 01*, 19 13 02, 13 05 01*, 13 05 03*, 19 12 11*, 19 12 12, 19 12 09, 10 09 05*, 10 09 06, 10 09 07*, 10 09 08, 10 10 05*, 10 10 06, 10 10 07*, 10 10 08	16/9/2016	9/6/2036	

BE001 (Flanders)	SUEZ RR IWS Remediation	Westvaardijk 83, 1850 Grimbergen	R5	Biological and/or physico- chemical cleaning	17 05 03*, 17 05 04	16/9/2016	9/6/2036	
BE001 (Flanders)	Metallo Belgium	Nieuwe Dreef 33, 2340 Beerse	R4	Non-ferrous metallurgy	B1010, B1020, B1050, B1070, B1080, B1100, B1115, B1120, B1130, B1230, B1240, B2010, B2020, B2040, GB040, GC010, GC020, A1010, A1020, A1050, A1070, A1090, A1100, A1110, A1190, A2010, A2030, AB070, 16 02 15*, 01 01 01, 10 08 04, 10 08 09, 10 08 10, 10 08 11, 10 08 14, 10 08 99	2/6/2016	24/02/2031	

Table 6-54: Belgium (Flemish), 2017 – Information on Decisions by Competent Authorities to Issue Pre-Consents (Article 14)

Competent authority	Recovery facility		Recovery	Technologies	Waste identification (code)	Period of validity		Revocation
	Name	Address				From	To	

	and No		operation R-code	employed			(date)
BE001 (Flanders)	Groep Op de Beeck	Molenweg 9130 KALLO zn,	R3	fermentation	02 03 09 02 03 05 / AC270 A4010 /07 07 01* 07 01 99	27/7/2017	5/09/2032
BE001 (Flanders)	Umicore	Watertorenstraat 33, 2250 Olen	R4	non-ferro metallurgy	A1060 (NiCo-chloride solution) AB030, B1010, B2020, GE020, A1030, A4090, A4100 Germanium containing wastes	18/4/2017	16/04/2029
BE001 (Flanders)	Indaver nv, Plant Indaver Relight	Molenweg Haven 1940 9120 KALLO	R5/R4	Recycling unit IndaTube + Breek-zeefinstallatie	A1030 A2010	31/7/2017	14/6/2032
BE001 (Flanders)	Metallo Belgium	Nieuwe Dreef 33, 2340 Beerse	R4	non-ferro metallurgy	B1010 B1020 B1050 B1070 B1080 B1100 B1115 B1120 B1130 B1230 B1240 B2010 B2020 B2040 GB040 GC010 GC020	26/4/2017	24/02/2031

					A1010 A1020 A1050 A1070 A1090 A1100 A1110 A1190 A2010 A2030 AB070 Stripped monitors Tin ashes, Tin oxide, Tin concentrates, Tin powder, Tin containing anodesludge			
BE001 (Flanders)	Coolrec	Baeckelmannsstraat 125, 2830 Willebroek	R12	Mechanical recycling Sink Float	19 12 03 19 12 12	18/5/2017	21/8/2028	
BE001 (Flanders)	Nyrstar Belgium	Fabrieksstraat 144, 3900 Overpelt	R4	non-ferro metallurgy	A1020 A1080 A1100 A4100	17/3/2017	16/12/2029	

Table 6-55: Belgium (Flemish), 2018 - Information on Decisions by Competent Authorities to Issue Pre-Consents (Article 14)

Competent authority	Recovery facility				Waste identification (code)	Period of validity		Revocation (date)
	Name and No	Address	Recovery operation R-code	Technologies employed		From	To	

BE001 (Flanders)	Bioterra	Nijverheid sweg 11, Meerhout	R05, R12	Bioremediatio n and mechanical shifting	170504, 170506	26-04- 2018	13-10- 2025	
BE001 (Flanders)	Bioterra	Bilzerweg 5, Genk	R05	Fysico chemical and biologic cleaning and/or mechanical shifting	170504, 170506, 170508	26-04- 2018	20-01- 2036	
BE001 (Flanders)	Stora Enso Langerbru gge	Wondelge mkaai 200, Gent	R01	Energy recovery in CHP	AC170	30-03- 2018	14-11- 2032	
BE001 (Flanders)	De Bree Solutions	Krommew ege 31G, Maldegem	R05	Fysico chemical cleaning	170504, 100912	08-02- 2018	13-09- 2021	

Table 6-56: Belgium (Flemish) 2019 - Information on Decisions by Competent Authorities to Issue Pre-Consents (Article 14)

Competent authority	Recovery facility			Technologies employed	Waste identification (code)	Period of validity		Revocatio n (date)
	Name and No	Address	Recovery operation R-code			From	To	
BE001 (Flanders)	Campine	Nijverheidsstraat 2, 2340 BEERSE	R4	non-ferro metallurgy	A1010 A1020	13/11/2019	27/10/2031	

BE001 (Flanders)	Envisan	Braamtweg 3, 9042 DESTELDONK	R5	Pre-treatment and cleaning (biological and physico-chemical)	170504 170506	17/10/2019	16/11/2021	
---------------------	---------	------------------------------------	----	--	------------------	------------	------------	--

Table 6-57: Bulgaria 2016 - Information on Decisions by Competent Authorities to Issue Pre-Consents (Article 14)

Competent authority	Recovery facility		Recovery operation R-code	Technologies employed	Waste identification (code)	Period of validity		Revocation (date)
	Name and No	Address				From	To	
Ministry of Environment and Water, Republic of Bulgaria	Monbat Recycling EAD	76 Industrialna Str., 3400 Montana, Bulgaria	R12, R4	CX-Engitec	A1160	09.11.2017	08.11.2022	
Ministry of Environment and Water, Republic of Bulgaria	KCM AD	Assenovgradsko Shosse St., 4009 Plovdiv Bulgaria	R12	Recycling	AA010, A1020, A1050, A1080, A4090, A1160, A1170, A1190, B1010, B1020, B1080, B1090, B1100, 10 10 11*, 19 12 11*, 11 05 03*, 19 08 13*, 06 05 02*, 10 10 11*, 19 12 11*	28.12.2017	27.12.2022	

Table 6-58: Bulgaria 2017 – Information on Decisions by Competent Authorities to Issue Pre-Consents (Article 14)

Competent authority	Recovery facility				Waste identification (code)	Period of validity		Revocation (date)
	Name and No	Address	Recovery operation R-code	Technologies employed		From	To	
Ministry of Environment and Water, Republic of Bulgaria	Monbat Recycling EAD	76 Industrialna Str., 3400 Montana, Bulgaria	R12, R4	CX-Engitec	A1160	09.11.2017	08.11.2022	
Ministry of Environment and Water, Republic of Bulgaria	KCM AD	Assenovgradsko Shosse St., 4009 Plovdiv Bulgaria	R12	Recycling	AA010, A1020, A1050, A1080, A4090, A1160, A1170, A1190, B1010, B1020, B1080, B1090, B1100, 10 10 11*, 19 12 11*, 11 05 03*, 19 08 13*, 06 05 02*, 10 10 11*, 19 12 11*	28.12.2017	27.12.2022	

Table 6-59: Bulgaria 2018 – Information on Decisions by Competent Authorities to Issue Pre-Consents (Article 14)

Competent authority	Recovery facility				Waste identification (code)	Period of validity		Revocation (date)
	Name and No	Address	Recovery operation R-code	Technologies employed		From	To	
Ministry of Environment and Water, Republic of Bulgaria	EL BAT JSC	2040 Dolna Banya, Sarameshe area, quarter 121, BULGARIA	R4	Metallurgy, refinery	A1020	13.12.2018	12.12.2023	

Table 6-60: Bulgaria 2019 – Information on Decisions by Competent Authorities to Issue Pre-Consents (Article 14)

Competent authority	Recovery facility				Waste identification (code)	Period of validity		Revocation (date)
	Name and No	Address	Recovery operation R-code	Technologies employed		From	To	
Ministry of Environment and Water, Republic of Bulgaria	Polihim-SS Ltd.	Northwest industrial Area of Lukovit, Lovech, 139 Vazrajidane Str. BULGARIA	R13, R9	Regeneration of waste oils (vacuum distillation and purification)	A4060	15.05.2019	14.05.2024	
Ministry of Environment and Water, Republic of Bulgaria	EL BAT JSC	2040 Dolna Banya, Sarameshe area, quarter 121, BULGARIA	R12, R4, R5	Separation, desulfatisation, metallurgy, refinery	A1160	20.08.2019	19.08.2024	
Ministry of Environment and Water, Republic of Bulgaria	Polihim-SS Ltd.	Northwest industrial Area of Lukovit, Lovech, 139 Vazrajidane Str. BULGARIA	R13, R9	Regeneration of waste oils (vacuum distillation and purification)	A3020	20.09.2019	19.09.2024	

Table 6-61: Denmark, 2019 – Information on Decisions by Competent Authorities to Issue Pre-Consents (Article 14)

Competent authority	Recovery facility				Waste identification (code)	Period of validity		Revocation (date)
	Name & No	Address	Recovery operation R-code	Technologies employed		From	To	
DK001 The Danish EPA	Aars Fjernvarme Amba DK001_1		R1	R1 - Use as a fuel (other than in direct incineration) or other means to generate energy (Basel/OECD) Use principally as a fuel or other means to generate energy (EU)	191210, 191212	11-04- 2019	10-04- 2029	
DK001 The Danish EPA	Amager Ressource Center DK001_2		R1	R1 - Use as a fuel (other than in direct incineration) or other means to generate energy (Basel/OECD) Use principally as a fuel or other means to generate energy (EU)	191210, 191212	11-04- 2019	10-04- 2029	

DK001 The Danish EPA	ARGO Roskilde KraftVarmeVærk DK001_3		R1	R1 - Use as a fuel (other than in direct incineration) or other means to generate energy (Basel/OECD) Use principally as a fuel or other means to generate energy (EU)	191210, 191212, 200307, 200302*	11-04- 2019	10-04- 2029	
DK001 The Danish EPA	Fjernvarme Fyn Affaldsenergi A/S DK001_4		R1	R1 - Use as a fuel (other than in direct incineration) or other means to generate energy (Basel/OECD) Use principally as a fuel or other means to generate energy (EU)	191210	11-04- 2019	10-04- 2029	
DK001 The Danish EPA	I/S Vestforbrænding, Glostrup DK001_5		R1	R1 - Use as a fuel (other than in direct incineration) or other means to generate energy (Basel/OECD) Use principally as a fuel or other means to generate energy (EU)	191210, 191212	11-04- 2019	10-04- 2029	

DK001 The Danish EPA	Næstved Affaldsenergi DK001_6		R1	R1 - Use as a fuel (other than in direct incineration) or other means to generate energy (Basel/OECD) Use principally as a fuel or other means to generate energy (EU)	191210	11-04-2019	10-04-2029	
DK001 The Danish EPA	EHJ Energi A/S, DK001_9		R12	R12 - Exchange of wastes for submission to any of the operations numbered R1-R11	191210, 191212	22-08-2019	21-08-2029	
DK001 The Danish EPA	I/S REFA, DK001_10		R1	R1 - Use as a fuel (other than in direct incineration) or other means to generate energy (Basel/OECD) Use principally as a fuel or other means to generate energy (EU)	191210, 191212	01-07-2019	30-06-2029	
DK001 The Danish EPA	Nordic Waste A/S DK001_11		R5	R5 - Recycling/reclamation of other inorganic materials	170504	02-07-2019	01-07-2029	

DK001 The Danish EPA	RGS Nordic A/S DK001_14		R5, R12	R3, R5 Recycling/reclamation of other inorganic materials R3 Recycling/reclamation of organic substances which are not used as solvents R12 - Exchange of wastes for submission to any of the operations numbered R1-R11	A4090, A4060, 060204, 070101, 070104, 160114, 130507, 130802, 160708	24-06- 2019	23-06- 2029	
DK001	Norrecco Uge ApS DK001_15		R5	R5 Recycling/reclamation of other inorganic materials	AB070, 191209, 100908, 170503, 170504	02-07- 2019	01-07- 2029	
DK001 The Danish EPA	Renosyd I/S DK001_16		R1	R1 - Use as a fuel (other than in direct incineration) or other means to generate energy (Basel/OECD)				

Table 6-62: Estonia, 2016, 2017, 2018 and 2019 – Information on Decisions by Competent Authorities to Issue Pre-Consents (Article 14)

Competent authority	Recovery facility				Waste identification (code)	Period of validity		Revocation (date)
	Name and No	Address	Recovery operation R-code	Technologies employed		From	To	
Environmental Board	aktsiaselts Ecometal 10592409	Kesk 2/26 Sillamäe 40231 Ida-Viru maakond ESTONIA	R4	Engitec Technologies S.p.A „CX Integrated System“	Basel code: A1160 EWC: ~ 16 06 01*	01.03.2015	29.02.2020	85000

Table 6-63: France, 2016 – Information on Decisions by Competent Authorities to Issue Pre-Consents (Article 14)

Competent authority	Recovery facility				Waste identification (code)	Period of validity		Revocation (date)
	Name and No	Address	Recovery operation R-code	Technologies employed		From	To	
Minister of the Environment	METAL BLANC	48 rue Pasteur 08230 - Bourg-Fidèle			Basel Code : A1160 Waste lead-acid batteries, whole or crushed	27-01-2007	30 – 09-2017	

Minister of the Environment	EURECAT France	ZI Quai Jean Jaurès 07800 - LA VOULTE SUR RHÔNE	R4-R8-R12-R13	Catalyst regeneration	Basel Code : A2030 EC Code : 160802* - 160807*	14-06-2016	13-06-2019	
Minister of the Environment	EURECAT France	ZI Quai Jean Jaurès 07800 - LA VOULTE SUR RHÔNE	R4-R8-R12-R13	Catalyst regeneration	Basel Code : B1120 EC Code :160803	14-06-2016	13-06-2019	
Minister of the Environment	EURECAT France	ZI Quai Jean Jaurès 07800 - LA VOULTE SUR RHÔNE	R4-R8-R12-R13	Catalyst regeneration	Basel Code : B1130 EC Code :160801	14-06-2016	13-06-2019	
Minister of the Environment	SPEICHIM PROCESSING	Allée du Bois des terres 01150 - SAINT-VULBAS	R2	Distillation	OECD Code:AC150	05-05 – 2005	05 –05- 2025	
Minister of the Environment	SPEICHIM PROCESSING	Allée du Bois des terres 01150 - SAINT-VULBAS	R2	Distillation	Basel Code : A3080	05-05 – 2005	05 –05- 2025	
Minister of the Environment	SPEICHIM PROCESSING	Allée du Bois des terres 01150 - SAINT-VULBAS	R2	Distillation	Basel Code : A3140	05-05 – 2005	05 –05- 2025	

Minister of the Environment	SPEICHIM PROCESSING	Allée du Bois des terres 01150 - SAINT-VULBAS	R2	Distillation	Basel Code : A3150	05-05 – 2005	05 –05- 2025	
Minister of the Environment	METAL BLANC	48 rue Pasteur 08230 - Bourg-Fidèle	R4		Basel Code : A1020 EC Code :060405*	30 – 09 -2014	30 -09 - 2017	
Minister of the Environment	METAL BLANC	48 rue Pasteur 08230 - Bourg-Fidèle	R4		Basel Code : B1120 EC Code : 100402*	30 – 09 -2014	30 -09 - 2017	
Minister of the Environment	METAL BLANC	48 rue Pasteur 08230 - Bourg-Fidèle	R4		Basel Code : A4100 EC Code : 100404*	30 – 09 -2014	30 -09 - 2017	
Minister of the Environment	METAL BLANC	48 rue Pasteur 08230 - Bourg-Fidèle	R4		Basel Code : A1160 EC Code : 170403	30 – 09 -2014	30 -09 - 2017	
Minister of the Environment	METAL BLANC	48 rue Pasteur 08230 - Bourg-Fidèle	R4		Basel Code : A1020 EC Code : 190813*	30 – 09 -2014	30 -09 - 2017	

Minister of the Environment	METAL BLANC	48 rue Pasteur 08230 - Bourg-Fidèle	R4			Basel Code : A1160 EC Code : 27-01 - 2016 160601*	26 - 01-2019	
Minister of the Environment	IKEA Industry France	ZI du Tertre Landry Rue Jean Monnet 70200 - Lure				EC Code : 191206*	14 -09 -2011	31 -12-2017
Minister of the Environment	SPEICHIM PROCESSING	Plateforme SOBEGI 64150 - MOURENX	R2	Distillation	Basel Code : A3140		08- 10 - 2014	07- 10 - 2019
Minister of the Environment	SPEICHIM PROCESSING	Plateforme SOBEGI 64150 - MOURENX	R2	Distillation	Basel Code : A3150		08- 10 - 2014	07- 10 - 2019
Minister of the Environment	DISLAUB	3, route de Dijon, RD 671 10 800 BUCHERES	R 2 : récupération et régénération de solvants	Régénération par distillation	Basel Code : A 3140 CE : 07 01 04*, 07 05 04*, 07 06 04*, 07 07 04*, 14 06 03*, 18 01 06*, 19 02 08*		29-08-17	28-08-22

Minister of the Environment	DISLAUB	3, route de Dijon, RD 671 10 800 BUCHERES	R 2 : récupération et régénération de solvants	Régénération par distillation	Bâle : A 4010 CE : 07 05 04*	29-08-17	28-08-22	
Minister of the Environment	DISLAUB	3, route de Dijon, RD 671 10 800 BUCHERES	R 2 : récupération et régénération de solvants	Régénération par distillation	Basel Code : A 3140 CE : 07 01 04*, 07 05 04*, 07 06 04*, 07 07 04*, 14 06 03*, 18 01 06*, 19 02 08*	29-08-17	28-08-22	

Table 6-64: France, 2017 – Information on Decisions by Competent Authorities to Issue Pre-Consents (Article 14)

Competent authority	Recovery facility				Waste identification (code)	Period of validity		Revocation (date)
	Name and No	Address	Recovery operation R-code	Technologies employed		From	To	
Minister of the Environment	METAL BLANC	48 rue Pasteur 08230 - Bourg-Fidèle	R4		Basel Code : A1020 EC Code : 060405*	30/09/14	30/09/17	
Minister of the Environment	METAL BLANC	48 rue Pasteur 08230 - Bourg-Fidèle	R4		Basel Code : B1120 EC Code : 100402*	30/09/14	30/09/17	

Minister of the Environment	METAL BLANC	48 rue Pasteur 08230 - Bourg-Fidèle	R4		Basel Code : A4100 EC Code : 100404*	30/09/14	30/09/17	
Minister of the Environment	METAL BLANC	48 rue Pasteur 08230 - Bourg-Fidèle	R4		Basel Code : A1160 EC Code : 170403	30/09/14	30/09/17	
Minister of the Environment	METAL BLANC	48 rue Pasteur 08230 - Bourg-Fidèle	R4		Basel Code : A1020 EC Code : 190813*	30/09/14	30/09/17	
Minister of the Environment	METAL BLANC	48 rue Pasteur 08230 - Bourg-Fidèle	R4		Basel Code : A1160 EC Code : 160601*	27/01/16	26/01/19	
Minister of the Environment	EURECAT France	ZI Quai Jean Jaurès 07800 - LA VOULTE SUR RHÔNE	R4-R8-R12-R13	Catalyst regeneration	Basel Code : A2030 EC Code : 160802* - 160807*	14/06/16	13/06/19	
Minister of the Environment	EURECAT France	ZI Quai Jean Jaurès 07800 - LA VOULTE SUR RHÔNE	R4-R8-R12-R13	Catalyst regeneration	Basel Code : B1120 EC Code : 160803	14/06/16	13/06/19	
Minister of the Environment	EURECAT France	ZI Quai Jean Jaurès 07800 - LA VOULTE SUR RHÔNE	R4-R8-R12-R13	Catalyst regeneration	Basel Code : B1130 EC Code : 160801	14/06/16	13/06/19	

Minister of the Environment	SPEICHIM PROCESSING	Allée du Bois des terres 01150 - SAINT-VULBAS	R2	Distillation	OECD Code:AC150	05/05/05	05/05/25	
Minister of the Environment	SPEICHIM PROCESSING	Allée du Bois des terres 01150 - SAINT-VULBAS	R2	Distillation	Basel Code : A3080	05/05/05	05/05/25	
Minister of the Environment	SPEICHIM PROCESSING	Allée du Bois des terres 01150 - SAINT-VULBAS	R2	Distillation	Basel Code : A3140	05/05/05	05/05/25	
Minister of the Environment	SPEICHIM PROCESSING	Allée du Bois des terres 01150 - SAINT-VULBAS	R2	Distillation	Basel Code : A3150	05/05/05	05/05/25	
Minister of the Environment	SPEICHIM PROCESSING	Plateforme SOBEGI 64150 - MOURENX	R2	Distillation	Basel Code : A3140	08/10/14	07/10/19	
Minister of the Environment	SPEICHIM PROCESSING	Plateforme SOBEGI 64150 - MOURENX	R2	Distillation	Basel Code : A3150	08/10/14	07/10/19	
Minister of the Environment	IKEA Industry France	ZI du Tertre Landry Rue Jean Monnet 70200 - Lure			EC Code : 191206*	14/09/11	31/12/17	

	DISLAUB	3, route de Dijon, RD 671 10 800 BUCHERES	R 2 : récupération et régénération de solvants	Régénération par distillation	Basel Code : A3140 EC Code : 070104*, 070504*, 070604*, 070704*, 140603*, 180106*, 190208*	29/08/17	28/08/22	
	DISLAUB	3, route de Dijon, RD 671 10 800 BUCHERES	R 2 : récupération et régénération de solvants	Régénération par distillation	Basel Code : A4010 EC Code : 070504*	29/08/17	28/08/22	

Table 6-65: France, 2018 – Information on Decisions by Competent Authorities to Issue Pre-Consents (Article 14)

Competent authority	Recovery facility			Technologies employed	Waste identification (code)	Period of validity		Revocation (date)
	Name and No	Address	Recovery operation R-code			From	To	
Minister of the Environment	METAL BLANC	48 rue Pasteur - Bourg-Fidèle 08230	R4		Basel Code : A1160 EC Code : 160601*	06/12/18	05/12/28	
Minister of the Environment	EURECAT France	ZI Quai Jean Jaurès 07800 - LA VOULTE SUR RHÔNE	R4-R8-R12-R13	Catalyst regeneration	Basel Code : A2030 EC Code : 160802* - 160807*	14/06/16	13/06/19	
Minister of the Environment	EURECAT France	ZI Quai Jean Jaurès 07800 - LA	R4-R8-R12-R13	Catalyst regeneration	Basel Code : B1120 EC	14/06/16	13/06/19	

		VOULTE SUR RHÔNE			Code :160803			
Minister of the Environment	EURECAT France	ZI Quai Jean Jaurès 07800 - LA VOULTE SUR RHÔNE	R4-R8-R12- R13	Catalyst regeneration	Basel Code : B1130 EC Code :160801	14/06/16	13/06/19	
Minister of the Environment	SPEICHIM PROCESSING	Allée du Bois des terres 01150 - SAINT- VULBAS	R2	Distillation	OECD Code:AC150	05/05/05	05/05/25	
Minister of the Environment	SPEICHIM PROCESSING	Allée du Bois des terres 01150 - SAINT- VULBAS	R2	Distillation	Basel Code : A3080	05/05/05	05/05/25	
Minister of the Environment	SPEICHIM PROCESSING	Allée du Bois des terres 01150 - SAINT- VULBAS	R2	Distillation	Basel Code : A3140	05/05/05	05/05/25	
Minister of the Environment	SPEICHIM PROCESSING	Allée du Bois des terres 01150 - SAINT- VULBAS	R2	Distillation	Basel Code : A3150	05/05/05	05/05/25	
Minister of the Environment	SPEICHIM PROCESSING	Plateforme SOBEGI	R2	Distillation	Basel Code : A3140	08/10/14	07/10/19	

Minister of the Environment	SPEICHIM PROCESSING	64150 - MOURENX Plateforme SOBEGI 64150 - MOURENX	R2	Distillation	Basel Code : A3150	08/10/14	07/10/19
Minister of the Environment	IKEA Industry France	ZI du Tertre Landry Rue Jean Monnet 70200 - Lure			EC Code : 191206*	14/09/11	31/12/18
Minister of the Environment	DISLAUB	3, route de Dijon, RD 671 10 800 BUCHERES	R 2 : récupération et régénération de solvants	Régénération par distillation	Basel Code : A3140 EC Code : 070104*, 070504*, 070604*, 070704*, 140603*, 180106*, 190208*	29/08/17	28/08/22
Minister of the Environment	DISLAUB	3, route de Dijon, RD 671 10 800 BUCHERES	R 2 : récupération et régénération de solvants	Régénération par distillation	Basel Code : A4010 EC Code : 070504*	29/08/17	28/08/22
Minister of the Environment	GALLOO FRANCE Division Halluin	Première Avenue Port fluvial 59 250 HALLUIN	R12-R4-R1-R5	R12 : technologie post broyage R4 : fonderie et aciérie R1 : combustion dans un four à grille pour	Basel Code : A3120 EC Code : 191004	05/07/18	04/07/28

				<p>récupération d'énergie valorisée en production d'électricité</p> <p>R5 : implémentation dans les produits de béton</p>				
Minister of the Environment	GALLOO FRANCE Division Halluin	Première Avenue Port fluvial 59 250 HALLUIN	R12-R4-R3-R1	<p>R12 : technologie post broyage</p> <p>R4 : fonderie et aciérie</p> <p>R3 : création des granulats utilisables comme matières premières secondaires</p> <p>R1 : combustion dans un four à grille pour récupération d'énergie valorisée en production d'électricité</p>	<p>Basel Code : B1010</p> <p>EC Codes : -19.10.02 -19.10.06 -19.12.03 -19.12.12 -19.12.04</p>	05/07/18	04/07/28	
Minister of the Environment	GALLOO FRANCE Division Halluin	Première Avenue Port fluvial 59 250 HALLUIN	R12-R4-R3-R1	<p>R12 : technologie post broyage</p> <p>R4 : fonderie et aciérie</p>	<p>Basel Code : B1050</p> <p>EC Codes : -19.10.02</p>	05/07/18	04/07/28	

				<p>R3 : création des granulats utilisables comme matières premières secondaires</p> <p>R1 : combustion dans un four à grille pour récupération d'énergie valorisée en production d'électricité</p>	<p>-19.10.06</p> <p>-19.12.03</p> <p>-19.12.12</p> <p>-19.12.04</p>			
Minister of the Environment	GALLOO FRANCE Division Halluin	Première Avenue Port fluvial 59 250 HALLUIN	R12-R4-R3- R1	<p>R12 : technologie post broyage</p> <p>R4 : fonderie et aciérie</p> <p>R3 : création des granulats utilisables comme matières premières secondaires</p> <p>R1 : combustion dans un four à grille pour récupération d'énergie valorisée en production d'électricité</p>	<p>Basel Code : Non listé</p> <p>EC Codes : -19.10.02 -19.10.06 -19.12.03 -19.12.12 -19.12.04</p>	05/07/18	04/07/28	

Minister of the Environment	VALOREF	Site industriel Fluvial 84500 BOLLENE	R5	Broyage en voie humide	Basel Code : A1040 EC Codes :161105*	31/10/18	30/10/28	
-----------------------------	---------	--	----	------------------------	---	----------	----------	--

Table 6-66: France, 2019 – Information on Decisions by Competent Authorities to Issue Pre-Consents (Article 14)

Competent authority	Recovery facility				Waste identification (code)	Period of validity		Revocation (date)
	Name and No	Address	Recovery operation R-code	Technologies employed		From	To	
Minister of the Environment	METAL BLANC	48 rue Pasteur 08230 - Bourg-Fidèle	R4		Basel Code : A1160 EC Code : 160601*	06/12/18	05/12/28	
Minister of the Environment	EURECAT France	ZI Quai Jean Jaurès 07800 - LA VOULTE SUR RHÔNE	R4-R8-R12-R13	Catalyst regeneration	Basel Code : A2030 EC Code : 160802* - 160807*	11/06/19	10/06/29	
Minister of the Environment	EURECAT France	ZI Quai Jean Jaurès 07800 - LA VOULTE SUR RHÔNE	R4-R8-R12-R13	Catalyst regeneration	Basel Code : B1120 EC Code :160803	11/06/19	10/06/29	
Minister of the Environment	EURECAT France	ZI Quai Jean Jaurès 07800 - LA VOULTE SUR RHÔNE	R4-R8-R12-R13	Catalyst regeneration	Basel Code : B1130 EC Code :160801	11/06/19	10/06/29	

Minister of the Environment	SPEICHIM PROCESSING	Allée du Bois des terres 01150 - SAINT-VULBAS	R2	Distillation	OECD Code:AC150	05/05/05	05/05/25	
Minister of the Environment	SPEICHIM PROCESSING	Allée du Bois des terres 01150 - SAINT-VULBAS	R2	Distillation	Basel Code : A3080	05/05/05	05/05/25	
Minister of the Environment	SPEICHIM PROCESSING	Allée du Bois des terres 01150 - SAINT-VULBAS	R2	Distillation	Basel Code : A3140	05/05/05	05/05/25	
Minister of the Environment	SPEICHIM PROCESSING	Allée du Bois des terres 01150 - SAINT-VULBAS	R2	Distillation	Basel Code : A3150	05/05/05	05/05/25	
Minister of the Environment	SPEICHIM PROCESSING	Plateforme SOBEGI 64150 - MOURENX	R2	Distillation	Basel Code : A3140 EC Code : 07 05 04* 07 07 04* 07 03 04*	11/10/19	10/10/29	
Minister of the Environment	IKEA Industry France	ZI du Tertre Landry Rue Jean Monnet 70200 - Lure			EC Code : 191206*	14/09/11	31/12/19	
Minister of the Environment	DISLAUB	3, route de Dijon, RD 671 10 800 BUCHERES	R 2 : récupération et régénération de solvants	Régénération par distillation	Basel Code : A3140 EC Code : 070104*, 070504*, 070604*, 070704*, 140603*,	29/08/17	28/08/22	

Minister of the Environment	DISLAUB	3, route de Dijon, RD 671 10 800 BUCHERES	R 2 : récupération et régénération de solvants	Régénération par distillation	180106*, 190208* Basel Code : A4010 EC Code : 070504*	29/08/17	28/08/22	
Minister of the Environment	GALLOO FRANCE Division Halluin	Première Avenue Port fluvial 59 250 HALLUIN	R12-R4-R1- R5	R12 : technologie post broyage R4 : fonderie et aciérie R1 : combustion dans un four à grille pour récupération d'énergie valorisée en production d'électricité R5 : implémentation dans les produits de béton	Basel Code : A3120 EC Code : 191004	05/07/18	04/07/28	
Minister of the Environment	GALLOO FRANCE Division Halluin	Première Avenue Port fluvial 59 250 HALLUIN	R12-R4-R3- R1	R12 : technologie post broyage R4 : fonderie et aciérie R3 : création des granulats utilisables	Basel Code : B1010 EC Codes : -19.10.02 -19.10.06 -19.12.03 -19.12.12	05/07/18	04/07/28	

				comme matières premières secondaires R1 : combustion dans un four à grille pour récupération d'énergie valorisée en production d'électricité	-19.12.04			
Minister of the Environment	GALLOO FRANCE Division Halluin	Première Avenue Port fluvial 59 250 HALLUIN	R12-R4-R3- R1	R12 : technologie post broyage R4 : fonderie et aciérie R3 : création des granulats utilisables comme matières premières secondaires R1 : combustion dans un four à grille pour récupération d'énergie valorisée en production d'électricité	Basel Code : B1050 EC Codes : -19.10.02 -19.10.06 -19.12.03 -19.12.12 -19.12.04	05/07/18	04/07/28	
Minister of the	GALLOO	Première	R12-R4-R3-	R12 :	Basel Code :	05/07/18	04/07/28	

Environment	FRANCE Division Halluin	Avenue Port fluvial 59 250 HALLUIN	R1	technologie post broyage R4 : fonderie et aciérie R3 : création des granulats utilisables comme matières premières secondaires R1 : combustion dans un four à grille pour récupération d'énergie valorisée en production d'électricité	Non listé EC Codes : -19.10.02 -19.10.06 -19.12.03 -19.12.12 -19.12.04			
Minister of the Environment	VALOREF	Site industriel Fluvial 84500 BOLLENE	R5	Broyage en voie humide	Basel Code : A1040 EC Codes :161105*	31/10/18	30/10/28	
Minister of the Environment	OSILUB	4991, route de la Plaine 76700 GONFREVILLE L'ORCHE	R9	Déshydratation Extraction gasoil Fractionnement	Basel Code : A3020 EC Codes : 13 01 10* 13 01 11* 13 02 05* 13 02 06* 13 02 08* 13 03 06*	08/07/2019	07/07/22	

Table 6-67: Germany, 2016 – Information on Decisions by Competent Authorities to Issue Pre-Consents (Article 14)

Competent authority	Recovery facility				Waste identification (code)	Period of validity		Revocation (date)
	Name and No	Address	Recovery operation R-code	Technologies employed		From	To	
Landesdirektion Sachsen	GMR Gesellschaft für Metallrecycling mbH	Naumburger Straße 24 04229 Leipzig	R4		A1010, A1030	14.05.12	13.05.22	
Landesdirektion Sachsen	LAREC Lampen-Recycling Gesellschaft GmbH	Erzstraße 18 09618 Brand-Erbisdorf	R4/R5		A1030	09.12.11	08.12.21	
Landesdirektion Sachsen	SRW metalfloat GmbH	Berndt-Ulrich-Scholz-Str. 1 04579 Espenhain	R4/R11		A3120	14.03.08	31.03.28	

Landesdirektion Sachsen	WRC Resources GmbH	World Company	Industriestraße 7 04808 Wurzen	R4	A1010, A1020, A1030, A1040, A1050, A1060, A1070, A1080, A1100, A1110, A1120, A1140, A1150, A2030, A2060, A3050, A4070, A4090, A4100, A4160, B1010, B1031, B1050, B1070, B1080, B1100, B1110, B1120, B1130, B1150, B1160, B1170, B1180, B1190, B1240, B2100, B2120, B3010, AB030, AD100, AD120, CD040,	01.06.0 9	31.05.2 4	
----------------------------	--------------------------	------------------	-----------------------------------	----	--	--------------	--------------	--

Landesdirektion Sachsen	STEAG New Energies GmbH Holzheizkraftwerk	Am Lugaer Graben 18 01259 Dresden	R1		AC170, 170204*, 191206*	01.04.1 4	28.02.2 4	
Landesdirektion Sachsen	Feinhütte Halsbrücke GmbH	Krummenhennersdorf er Str. 2 09633 Halsbrücke	R4		A1010, A1020	15.06.1 5	14.06.2 5	
Landesdirektion Sachsen	Nickelhütte Aue GmbH	Rudolf-Breitscheid- Straße 08280 Aue	R4		A1050, A1060, A1090, A1100, A1100, A1110, A1120, A1130, A1140, A1150, A1170, A2030, A2060, A3010, A3040, A3050, A4010, A4100, A4140, A4160, AA060, AB030, AB130, AC270, AD090, AD100, AD120, B1120(H)	15.06.1 5	14.06.2 5	

Landesdirektion Sachsen	MRU Muldenhütten Recycling und Umwelttechnik GmbH	Muldenhütten 25 09599 Freiberg	R4		A1160	01.09.16	31.08.31
Landesverwaltungsamt Sachsen-Anhalt	Grube Teutschenthal Sicherungs GmbH & Co KG.	Straße der Einheit 9 06179 Teutschenthal	R12, R5		A4100, 190105*, 190107*, 190113*, 190115*	14.10.16	13.10.20
Landesverwaltungsamt Sachsen-Anhalt	AURA Technologie GmbH	Am Ernst-Schacht 3 06311 Helbra	R4		A2030, 160802*, 160805*, 160807*	27.06.17	26.06.27
Landesverwaltungsamt Sachsen-Anhalt	PURALUBE GmbH	Hauptstraße 30 06729 Elsteraue	R9		A3020	07.03.11	06.03.21
Landesverwaltungsamt Sachsen-Anhalt	Kuhmichel Recycling GmbH	Ermslebener Str. 3 06493 Ballenstedt	R4, R5		AB130, 120117, 120121	01.01.15	31.12.24
Landesverwaltungsamt Sachsen-Anhalt	TRG Cyclamin GmbH	Hohendorfer Straße 20 39218 Schönebeck	R3		A4090	21.08.12	20.08.22
Landesverwaltungsamt Sachsen-Anhalt	Sonae Arauco Deutschland GmbH	Strohmweg 1 38489 Jübar OT Nettgau	R3		AC170, 191207	01.04.17	31.03.20
Landesverwaltungsamt Sachsen-Anhalt	Multiport GmbH	Ernst-Grube-Straße 1 06406 Bernburg	R3		150102, 191204, 200139	16.02.17	15.02.27
SBB Sonderabfallgesellschaft Brandenburg/Berlin mbH	Unitherm Baruth GmbH	An der Birkenpfehlheide 3 15837 Baruth/Mark	R1		AC170	01.10.12	30.09.22

SBB Sonderabfallgesellschaft Brandenburg/Berlin mbH	KMR Kabel-Metall- Recycling GmbH	Postfach 101108 16559 Liebenwalde	R4		A1190, B1115	01.04.1 6	31.03.2 6	
SBB Sonderabfallgesellschaft Brandenburg/Berlin mbH	5N PV GmbH	Oderlandstraße 104 15890 Eisenhüttenstadt	R4		A1020	01.01.1 6	29.12.2 5	
Landesamt für Umwelt, Naturschutz und Geologie Mecklenburg- Vorpommern	Stena Technoworld GmbH, Betriebsstätte Langenhagen	Teterower Chaussee 60 18279 Langenhagen	R3, R4		AC150, A1180	04.08.1 1	31.05.2 1	10.08.16
Landesamt für Umwelt, Naturschutz und Geologie Mecklenburg- Vorpommern	Egger Holzwerkstoffe Wismar GmbH & Co. KG	Am Haffeld 1 23970 Wismar	R1		AC170	14.02.1 3	31.10.2 7	

Freie und Hansestadt Hamburg	Aurubis AG	Hovestr. 20539 Hamburg	50	R4/R1	A1010, A1020, A1030, A1050, A1060, A1070, A1090, A1100, A1100, A1110, A1120, A1130, A1140, A1150, A1160, A1170, A2010, A2030, A2050, A3020, A3040, A3140, A3150, A3160, A3180, A3190, A4070, A4100, A4110, A4140, A4150, A4160, AA010, AB070, AB120, AB130, AC060, AC270, AD 090, AD120	23.10.1 7	23.10.2 7	
---------------------------------	------------	---------------------------	----	-------	---	--------------	--------------	--

440

Niedersächsische Gesellschaft zur Endablagerung von Sonderabfall mbH – NGS	LRD Löschmittel-Recycling und Umweltdienste GmbH	Elsterhorst 12 21698 Harsefeld	R5		160505, 160509, unlisted	28.12.1 0	27.12.2 0	
Niedersächsische Gesellschaft zur Endablagerung von Sonderabfall mbH - NGS	STENA TECHNOWORLD GmbH	Fuhlrieger Allee 1a 26434 Wangerland/Wiefels	R4		160211, 160213, 200123,	22.05.1 4	21.05.2 4	
Niedersächsische Gesellschaft zur Endablagerung von Sonderabfall mbH - NGS	Weener Energie GmbH & Co KG	Industriestr. 46, 26826 Weener	R1		191210, 191212	21.08.1 4	20.08.2 4	
Niedersächsische Gesellschaft zur Endablagerung von Sonderabfall mbH - NGS	Statkraft Markets GmbH Biomasseheizkraftwerk Emden	Zum Kraftwerk, 26725 Emden	R1		191206, 191207, AC170	10.12.1 3	09.12.2 3	
Niedersächsische Gesellschaft zur Endablagerung von Sonderabfall mbH - NGS	B + S Papenburg Energie GmbH	Am Nordhafen 5; 26871 Papenburg	R1		191207, AC170	21.08.1 4	20.08.2 4	

Niedersächsische Gesellschaft zur Endablagerung von Sonderabfall mbH - NGS	AVISTA Oil Refining & Trading Deutschland GmbH	Bahnhofstraße 82 31311 Uetze- Dollbergen	R9, R2		A3020 (130205, 130208, 130206, 190207), A3040 (130307) A4060 (130507), AC080 (160114; 160115)	24.10.1 6	23.10.2 6	
Niedersächsische Gesellschaft zur Endablagerung von Sonderabfall mbH - NGS	Enertec Hameln GmbH	Heinrich- Schoormann-Weg 1, 31789 Hameln	R1		191212 (not listed)	19.02.1 4	18.02.2 4	
Niedersächsische Gesellschaft zur Endablagerung von Sonderabfall mbH - NGS	Harz-Metall GmbH	Hüttenstraße 6 38642 Goslar	R4		A1070, A4100, AC270, 190205, A1160	12.07.1 1	11.07.2 1	
Niedersächsische Gesellschaft zur Endablagerung von Sonderabfall mbH - NGS	EVI Abfallverwertung B.V. & Co. KG	Vosmatenweg 6 49824 Laar	R1		Y46, 200301, 191212	19.06.1 3	18.06.2 3	
GOES	Remondis QR GmbH	Bei der Gasanstalt 9 23560 Lübeck	R4		A1010, A1030, A1180	11.09.1 3	10.09.1 8	
GOES	UTM Umwelt Technik Metallrecycling GmbH	Alt Herrenwyk 12 23569 Lübeck	R2/R4		A4130	20.03.1 4	19.03.1 9	

GOES	Starke & Sohn GmbH Mineralölwerk	Schmiedestraße 14 25899 Niebüll	R9		A3020	16.05.1 4	15.05.1 9	
Der Senator für Umwelt, Bau, Verkehr und Europa	Nehlsen GmbH & Co. KG	Niederlassung Nehlsen-Plump Louis-Krages-Str. 10 28237 Bremen	R3/ R4		A4130	01.03.1 0	28.02.1 9	
Der Senator für Umwelt, Bau, Verkehr und Europa	swb Entsorgung GmbH	Theodor-Heuss-Allee 20 28215 Bremen Müllheizkraftwerk Oken 2	R1		191210, 191212	01.07.1 1	31.05.2 0	
Der Senator für Umwelt, Bau, Verkehr und Europa	swb Entsorgung GmbH	Mittelkalorik- Kraftwerk Otavistraße 7-9 28215 Bremen	R1		191210, 191212	01.07.1 1	31.05.2 0	
Bezirksregierung Arnsberg	Wilhelm Raven Euro- Metall GmbH	Alter Hellweg 33 44379 Dortmund	R12/R13		A1010, A1020, A1050, A1060, A1070, A1080, A1100, A1110, A1120, A1130, A1140, A1160, A1170, A2030, AB070, AB130	30.07.0 7	22.07.2 2	

Bezirksregierung Arnsberg	Aurubis AG	Kupferstrasse 23 44532 Lünen	R4	444	A1010, A1020, A1050, A1070, A1080, A1090, 1100, A1120, A1130, A1150, A1180, A2030, AB070, AB130, GB040, GC010, GC020, GC050, B1010, B1020, B1050, B1060, B1070, B1080, B1090, B1100, B1110, B1120, B1130, B1140, B1150, B1160, B1170, B1180, B1190, B1240, B2020, B4030	A 04.12.0 9	03.12.2 4	
------------------------------	------------	---------------------------------	----	-----	--	-------------------	--------------	--

Bezirksregierung Arnsberg	Orm Bergold Chemie GmbH & Co KG	Daimlerstraße 2 – 4 44805 Bochum	R2		A3050, A3140, A3160, A4060, A4070	06.11.0 7	05.11.2 2	
Bezirksregierung Arnsberg	Siegfried Jacob GmbH & Co. KG	Jacobstr. 41-45 58256 Ennepetal- Voerde	R4		A1010, A1020, A1030, A1050, A1060, A1070, A1080, A1100, A1110, A1120, A1130, A1140, A2030, A4070, A4090, A4100, A4120, AB030, AB120, AC270, AD090, AD100, AD120	01.10.0 7	01.10.2 2	
Bezirksregierung Arnsberg	Lobbe Entsorgung West GmbH & Co. KG	Stenglingser Weg 4- 12 58642 Iserlohn	R5		A1060, A4090	20.03.0 9	19.03.2 4	
Bezirksregierung Arnsberg	Chemische Fabrik Wocklum Gebr. Hertin GmbH & Co. KG	Glärbach 2 58802 Balve	R5		A1060, A4090	15.11.1 1	14.11.2 3	

Bezirksregierung Arnsberg	Bayer Schering Pharma AG, Sonderabfallver- brennungsanlage	Ernst-Schering-Straße 14 59192 Bergkamen	R5		A3150, A3160, A4010, A4160	17.03.0 8	16.03.2 3	
Bezirksregierung Arnsberg	Bayer Schering Pharma AG, Kraftwerk	Ernst-Schering-Straße 14 59192 Bergkamen	R1		A3140, A3150	14.03.0 8	13.03.2 3	
Bezirksregierung Arnsberg	LANXESS Organometallics GmbH	Ernst-Schering-Straße 14 59192 Bergkamen	R3		A4010, 070107	09.02.1 0	08.02.2 5	
Bezirksregierung Arnsberg	Metallhütte Hoppecke GmbH &Co. KG	Bontkirchener Straße 1 59929 Brilon- Hoppecke	R4		A1160	20.12.1 2	19.12.2 4	
Bezirksregierung Arnsberg	Befesa Salzschlacke GmbH	Brunnenstr. 138 44536 Lünen	R4, R5		AA050, AB100	20.03.1 5	19.03.2 5	
Bezirksregierung Arnsberg	Egger Kraftwerk Brilon GmbH	Im Kissen 19 59929 Brilon	R1		AC170	20.01.1 6	30.09.2 3	
Bezirksregierung Düsseldorf	HACH LANGE GmbH	Willstädterstraße 11 40549 Düsseldorf	R3/R4/R 5		A4140	01.09.1 7	31.08.2 7	
Bezirksregierung Düsseldorf	DELA GmbH	Alte Landstraße 4 45329 Essen	R4/ R5		A2010	17.06.1 0	16.06.2 0	
Bezirksregierung Düsseldorf	ACCUREC GmbH	Wiehagen 12-14 45472 Mülheim/Ruhr	R4		A1170	11.04.1 7	10.04.2 7	
Bezirksregierung Düsseldorf	Grillo-Werke AG	Wesseler Str. 1 47169 Duisburg	R5/R1		B2040, A3020, A3190, A4090, A4160	20.06.0 8	19.06.1 8	
Bezirksregierung Düsseldorf	RCN Chemie GmbH	Daimlerstraße 26 47574 Goch	R2/R3		A3140, A3150, AC 070, AC080, AC150	01.03.1 7	28.02.2 7	

Bezirksregierung Düsseldorf	KS-Recycling GmbH & Co KG	Raiffeisenstraße 38 47665 Sonsbeck	R2, R3, R4, R9		AC060, AC070, AC080, A3020, A3040, A3140, A4060, Oil filters (not listed)	02.03.1 0	01.03.2 0	
Bezirksregierung Düsseldorf	MAV Mineralstoff- Aufbereitung und – Verwertung GmbH	Bataver Str. 9 47809 Krefeld	R5		Y47, 190112	24.06.1 1	23.06.2 1	
Bezirksregierung Münster	Akzo Nobel Industrial Chemicals GmbH	Hauptstraße 47 49479 Ibbenbüren	R6/R11		A1060	01.10.1 7	30.09.2 7	
Bezirksregierung Münster	Sidra Wasserchemie GmbH	Zeppelinstraße 27 49479 Ibbenbüren	R6/R11		A1060	01.10.1 7	30.09.2 7	
Bezirksregierung Köln	MAV Mineralstoff- Aufbereitung und – Verwertung GmbH	Bataver Str. 9 47809 Krefeld	R5		Y47, 190112	01.12.1 3	30.11.1 8	
Bezirksregierung Köln	MVA Müllverwertungsanla- ge Bonn GmbH	Immenburgstr. 22 53121 Bonn	R1		191210	01.05.1 7	30.04.2 0	
Bezirksregierung Köln	Carbon Service & Consulting GmbH & Co. KG	Im Hasenfeld 12 52391 Vettweiß	R7		A4160	01.08.1 3	31.07.1 8	
Sonderabfall- Management- Gesellschaft Rheinland-Pfalz (SAM) GmbH	Stena Technoworld GmbH	Auf Schneeweid 55774 Baumholder	R4		AC150, 160211, 200123	20.09.1 2	20.09.2 2	

Regierungspräsidium Darmstadt		Heraeus Precious Metals GmbH & Co KG	Heraeusstraße 12-14 63450 Hanau	R4		A1010, A1020, A2030, A4010, A4090, A4140, A4160, AD120, GC020	01.11.1 4	31.10.2 4	
Regierung von Unterfranken		MAIREC Edelmetallgesellschaft mbH	Siemensstraße 20 63755 Alzenau	R4		A2030, A3140, AD120	01.10.1 5	30.09.2 0	
Landesamt für Umwelt- und Arbeitsschutz		Seiba Entsorgungstechnik	Im Langental 5 66539 Neunkirchen	R2/ R4		150110, 160504, A4070, A4130	01.04.0 9	31.03.1 9	
Landesamt für Umwelt- Arbeitsschutz		Schirra GmbH & Co.KG	Steinkreuzweg 5 66687 Wadern-Lockweiler			A3020, A4060	01.01.1 0	31.12.1 9	
Sonderabfallagentur Baden-Württemberg		TIB Chemicals AG	Mühlheimer Straße 16-22 68219 Mannheim	R4		A1060, AB120	20.06.0 8	19.06.1 8	
Sonderabfallagentur Baden-Württemberg		INDRA Recycling GmbH	III. Industriestraße 2 68766 Hockenheim	R4		B1010, B1020, AA010, B1115, GC020, B3010, B3040, B3080, B3140, B2020, B2030, B2040, AC170	23.06.0 8	22.06.1 8	

Regierung Schwaben	von	Richard Geiss GmbH	Lüßhof 100 89362 Offingen	R2		A3140, A3150	15.12.1 1	14.12.2 1	
Regierung Schwaben	von	MVV Enamic IGS Gersthofen GmbH EBS-Heizkraftwerk	Ludwig-Hermann-Str. 100 86368 Gersthofen	R1		AC170	19.01.1 6	31.10.2 5	
Regierung Oberfranken	von	PDR Recycling GmbH + Co KG	Am alten Sägewerk 3 95349 Thurnau	R3/R4		A4130, A4140	01.01.1 2	31.12.1 8	
Thüringer Landesverwaltungsamt		K+S Kali GmbH Werk Werra	Schacht II 36414 Unterbreizbach	R11		Y47	01.01.1 1	31.12.2 0	
Thüringer Landesverwaltungsamt		GSES GmbH	Schachtstraße 20-22 99706 Sondershausen	R11		Y47	01.01.1 1	31.12.2 0	
Thüringer Landesverwaltungsamt		NDH-Entsorgungsbetreibergesellschaft mbH	Nordhäuser Straße 70 99752 Bleicherode	R11		Y47	01.01.1 1	31.12.2 0	
Thüringer Landesverwaltungsamt		NDH-Entsorgungsbetreibergesellschaft mbH	Friedeweg 153 99752 Sollstedt	R11		Y47	01.01.1 1	31.12.2 0	

Table 6-68: Germany, 2017 – Information on Decisions by Competent Authorities to Issue Pre-Consents (Article 14)

Competent authority	Recovery facility				Waste identification (code)	Period of validity		Revocation (date)
	Name and No	Address	Recovery operation R-code	Technologies employed		From	To	
Landesdirektion Sachsen	GMR Gesellschaft für Metallrecycling mbH	Naumburger Straße 24 04229 Leipzig	R4		A1010, A1030	14.05.12	13.05.22	

Landesdirektion Sachsen	LAREC Lampen-Recycling Gesellschaft GmbH	Erzstraße 18 09618 Brand-Erbisdorf	R4/R5		A1030	09.12.11	08.12.21	
Landesdirektion Sachsen	SRW metalfloat GmbH	Berndt-Ulrich-Scholz-Str. 1 04579 Espenhain	R4/R11		A3120	14.03.18	31.03.28	
Landesdirektion Sachsen	WRC World Resources Company GmbH	Industriestraße 7 04808 Wurzen	R4		A1010, A1020, A1030, A1040, A1050, A1060, A1070, A1080, A1100, A1110, A1120, A1140, A1150, A2030, A2060, A3050, A4070, A4090, A4100, A4160, B1010, B1031, B1050, B1070, B1080, B1100, B1110, B1120, B1130, B1150, B1160, B1170, B1180, B1190, B1240, B2100, B2120, B3010, AB030, AD100, AD120, GB040, GC020	01.06.09	31.05.24	
Landesdirektion Sachsen	STEAG New Energies GmbH Holzheizkraftwerk	Am Lugaer Graben 18 01259 Dresden	R1		AC170, 170204*, 191206*	01.04.14	28.02.24	
Landesdirektion Sachsen	Feinhütte Halsbrücke GmbH	Krummenhennersdorfer Str. 2 09633 Halsbrücke	R4		A1010, A1020	15.06.15	14.06.25	

Landesdirektion Sachsen	Nickelhütte Aue GmbH	Rudolf-Breitscheid-Straße 08280 Aue	R4		A1050, A1060, A1090, A1100, A1100, A1110, A1120, A1130, A1140, A1150, A1170, A2030, A2060, A3010, A3040, A3050, A4010, A4100, A4140, A4160, AA060, AB030, AB130, AC270, AD090, AD100, AD120, B1120(H)	15.06.15	14.06.25	
Landesdirektion Sachsen	MRU Muldenhütten Recycling und Umwelttechnik GmbH	Muldenhütten 25 09599 Freiberg	R4		A1160	01.09.16	31.08.31	
Landesverwaltungsaamt Sachsen-Anhalt	Grube Teutschenthal Sicherungs GmbH & Co KG.	Straße der Einheit 9 06179 Teutschenthal	R12, R5		A4100, 190105*, 190107*, 190113*, 190115*	14.10.16	13.10.20	
Landesverwaltungsaamt Sachsen-Anhalt	AURA Technologie GmbH	Am Ernst-Schacht 3 06311 Helbra	R4		A2030, 160802*, 160805*, 160807*	27.06.17	26.06.27	
Landesverwaltungsaamt Sachsen-Anhalt	PURALUBE GmbH	Hauptstraße 30 06729 Elsteraue	R9		A3020	07.03.11	06.03.21	

Landesverwaltungsa mt Sachsen- Anhalt	Kuhmich el Recycling GmbH	Ermsleben er Str. 3 06493 Ballenstedt	R4, R5		AB130, 120117, 120121	01.01.1 5	31.12. 24	
Landesver waltungsa mt Sachsen- Anhalt	TRG Cyclamin GmbH	Hohendorf er Straße 20 39218 Schönebec k	R3		A4090	21.08.1 2	20.08. 22	
Landesver waltungsa mt Sachsen- Anhalt	Sonae Arauco Deutschla nd GmbH	Stromweg 1 38489 Jübar OT Nettgau	R3		AC170, 191207	01.04.1 7	31.03. 20	
Landesver waltungsa mt Sachsen- Anhalt	Multiport GmbH	Ernst- Grube- Straße 1 06406 Bernburg	R3		150102, 191204, 200139	16.02.1 7	15.02. 27	
SBB Sonderabfa llgesellschaft aft Brandenbu rg/Berlin mbH	Unitherm Baruth GmbH	An der Birkenpfu hlheide 3 15837 Baruth/Ma rk	R1		AC170	01.10.1 2	30.09. 22	
SBB Sonderabfa llgesellschaft aft Brandenbu rg/Berlin mbH	KMR Kabel- Metall- Recycling GmbH	Postfach 101108 16559 Liebenwal de	R4		A1190, B1115	01.04.1 6	31.03. 26	

SBB Sonderabfa llgesellschaft Brandenbu rg/Berlin mbH	5N PV GmbH	Oderlandst raße 104 15890 Eisenhütte nstadt	R4		A1020	01.01.1 6	29.12. 25	
Landesamt für Umwelt, Naturschut z und Geologie Mecklenbu rg- Vorpomme rn	Stena Technow orld GmbH, Betriebsst ätte Langenha gen	Teterower Chaussee 60 18279 Langenhag en	R3, R4		AC150, A1180	04.08.1 1	31.05. 21	
Landesamt für Umwelt, Naturschut z und Geologie Mecklenbu rg- Vorpomme rn	Egger Holzwerk stoffe Wismar GmbH & Co. KG	Am Haffeld 1 23970 Wismar	R1		AC170	14.02.1 3	31.10. 27	

Landesamt für Umwelt, Naturschutz und Geologie Mecklenburg-Vorpommern	Envia THERM GmbH	Mühlentorsiedlung 7 17139 Malchin	R1		AC170	18.08.18	17.08.28	
Freie und Hansestadt Hamburg	Aurubis AG	Hovestr. 50 20539 Hamburg	R4/R1		A1010, A1020, A1030, A1050, A1060, A1070, A1090, A1100, A1100, A1110, A1120, A1130, A1140, A1150, A1160, A1170, A2010, A2030, A2050, A3020, A3040, A3140, A3150, A3160, A3180, A3190, A4070, A4100, A4110, A4140, A4150, A4160, AA010, AB070, AB120, AB130, AC060, AC270, AD 090, AD120	23.10.17	22.10.27	
Niedersächsische Gesellschaft zur Endablagung von Sonderabfällen mbH – NGS	LRD Löschmitt el-Recycling und Umweltdienste GmbH	Elsterhorst 12 21698 Harsefeld	R5		160505, 160509, unlisted	28.12.10	27.12.20	

Niedersächsische Gesellschaft zur Endablagerung von Sonderabfall mbH - NGS	STENA TECHNO WORLD GmbH	Fuhlrieger Allee 1a 26434 Wangerland/Wiefels	R4		160211, 160213, 200123,	22.05.14	21.05.24	
Niedersächsische Gesellschaft zur Endablagerung von Sonderabfall mbH - NGS	Weener Energie GmbH & Co KG	Industriest r. 46, 26826 Weener	R1		191210, 191212	21.08.14	20.08.24	
Niedersächsische Gesellschaft zur Endablagerung von Sonderabfall mbH - NGS	Biomasse heizkraftwerk Emden	Zum Kraftwerk, 26725 Emden	R1		191206, 191207, AC170	10.12.13	09.12.23	

Niedersächsische Gesellschaft zur Endablagerung von Sonderabfällen mbH - NGS	B + S Papenburg Energie GmbH	Am Nordhafen 5; 26871 Papenburg	R1		191207, AC170	21.08.14	20.08.24	
Niedersächsische Gesellschaft zur Endablagerung von Sonderabfällen mbH - NGS	AVISTA Oil Refining & Trading Deutschland GmbH	Bahnhofstraße 82 31311 Uetze-Dollbergen	R9, R2		A3020 (130205, 130208, 130206, 190207), A3040 (130307) A4060 (130507), AC080 (160114; 160115)	24.10.16	23.10.26	
Niedersächsische Gesellschaft zur Endablagerung von Sonderabfällen mbH - NGS	Enertec Hameln GmbH	Heinrich-Schoormann-Weg 1, 31789 Hameln	R1		191212 (not listed)	19.02.14	18.02.24	

Niedersächsische Gesellschaft zur Endablagerung von Sonderabfall mbH - NGS	Harz-Metall GmbH	Hüttenstraße 6 38642 Goslar	R4		A1070, A1160, A4100, AC270, 190205	12.07.11	11.07.21	
Niedersächsische Gesellschaft zur Endablagerung von Sonderabfall mbH - NGS	EVI Abfallverwertung B.V. & Co. KG	Vosmatenweg 6 49824 Laar	R1		Y46, 200301, 191212	19.06.13	18.06.23	
Niedersächsische Gesellschaft zur Endablagerung von Sonderabfall mbH - NGS	Biomasseheizkraftwerk Emden	Zum Heizkraftwerk 26725 Emden	R1		AC170, 191206*, 191207	10.12.13	09.12.23	
GOES	Remondis QR GmbH	Bei der Gasanstalt 9 23560 Lübeck	R4		A1010, A1030, A1180	11.09.13	10.09.18	

GOES	UTM Umwelt Technik Metallrecycling GmbH	Alt Herrenwyk 12 23569 Lübeck	R2/R4		A4130	20.03.14	19.03.19	
GOES	Starke & Sohn GmbH Mineralölwerk	Schmiedestraße 14 25899 Niebüll	R9		A3020	16.05.14	15.05.19	
Der Senator für Umwelt, Bau, Verkehr und Europa	Nehlsen GmbH & Co. KG	Niederlassung Nehlsen- Plump Louis- Krages- Str. 10 28237 Bremen	R3/ R4		A4130	01.03.10	28.02.19	
Der Senator für Umwelt, Bau, Verkehr und Europa	swb Entsorgung GmbH	Theodor- Heuss- Allee 20 28215 Bremen Müllheizkraftwerk Oken 2	R1		191210, 191212	01.07.11	31.05.20	
Der Senator für Umwelt, Bau, Verkehr und Europa	swb Entsorgung GmbH	Mittelkalorik- Kraftwerk Otavistraße 7-9 28215 Bremen	R1		191210, 191212	01.07.11	31.05.20	

Bezirksreg ierung Arnsberg	Wilhelm Raven Euro- Metall GmbH	Alter Hellweg 33 44379 Dortmund	R12/R13		A1010, A1020, A1050, A1060, A1070, A1080, A1100, A1110, A1120, A1130, A1140, A1160, A1170, A2030, AB070, AB130	30.07.0 7	22.07. 22	
Bezirksreg ierung Arnsberg	Aurubis AG	Kupferstra sse 23 44532 Lünen	R4		A1010, A1020, A1050, A1070, A1080, A1090, A 1100, A1120, A1130, A1150, A1180, A2030, AB070, AB130, GB040, GC010, GC020, GC050, B1010, B1020, B1050, B1060, B1070, B1080, B1090, B1100, B1110, B1120, B1130, B1140, B1150, B1160, B1170, B1180, B1190, B1240, B2020, B4030	04.12.0 9	03.12. 24	
Bezirksreg ierung Arnsberg	Orm Bergold Chemie GmbH & Co KG	Daimlerstr aße 2 – 4 44805 Bochum	R2		A3050, A3140, A3160, A4060, A4070	06.11.0 7	05.11. 22	
Bezirksreg ierung Arnsberg	Siegfried Jacob GmbH & Co. KG	Jacobstr. 41-45 58256 Ennepetal- Voerde	R4		A1010, A1020, A1030, A1050, A1060, A1070, A1080, A1100, A1110, A1120, A1130, A1140, A2030, A4070, A4090, A4100, A4120, AB030, AB120, AC270, AD090, AD100, AD120	01.10.0 7	01.10. 22	
Bezirksreg ierung Arnsberg	Lobbe Entsorgu ng West GmbH & Co. KG	Stenglins er Weg 4- 12 58642 Iserlohn	R5		A1060, A4090	20.03.0 9	19.03. 24	
Bezirksreg ierung Arnsberg	Chemisch e Fabrik Wocklum Gebr. Hertin GmbH & Co. KG	Glärbach 2 58802 Balve	R5		A1060, A4090	15.11.1 1	14.11. 23	

Bezirksreg ierung Arnsberg	Bayer Schering Pharma AG, Sonderab fallver- brennung sanlage	Ernst- Schering- Straße 14 59192 Bergkame n	R5		A3150, A3160, A4010, A4160	17.03.0 8	16.03. 23	
Bezirksreg ierung Arnsberg	Bayer Schering Pharma AG, Kraftwer k	Ernst- Schering- Straße 14 59192 Bergkame n	R1		A3140, A3150	14.03.0 8	13.03. 23	
Bezirksreg ierung Arnsberg	LANXES S Organom etallics GmbH	Ernst- Schering- Straße 14 59192 Bergkame n	R3		A4010, 070107	09.02.1 0	08.02. 25	
Bezirksreg ierung Arnsberg	Metallhüt te Hoppecke GmbH &Co. KG	Bontkirche ner Straße 1 59929 Brilon- Hoppecke	R4		A1160	20.12.1 2	19.12. 24	
Bezirksreg ierung Arnsberg	Befesa Salzschla cke GmbH	Brunnenstr . 138 44536 Lünen	R4, R5		AA050, AB100	20.03.1 5	19.03. 25	
Bezirksreg ierung Arnsberg	Egger Kraftwer k Brilon GmbH	Im Kissen 19 59929 Brilon	R1		AC170	20.01.1 6	30.09. 23	

Bezirksreg ierung Düsseldorf	HACH LANGE GmbH	Willstädter straße 11 40549 Düsseldorf	R3/R4/R5		A4140	17.01.0 8	16.01. 18	
Bezirksreg ierung Düsseldorf	DELA GmbH	Alte Landstraße 4 45329 Essen	R4/ R5		A2010	17.06.1 0	16.06. 20	
Bezirksreg ierung Düsseldorf	ACCURE C GmbH	Wiehagen 12-14 45472 Mülheim/ Ruhr	R4		A1170	20.10.0 8	19.10. 18	
Bezirksreg ierung Düsseldorf	Baufeld Mineralöl raffinerie GmbH u. Co.KG	Krabbenka mp 11 47138 Duisburg	R9		A3020, A4060, AC060	26.11.0 7	25.11. 17	
Bezirksreg ierung Düsseldorf	Grillo- Werke AG	Wesseler Str. 1 47169 Duisburg	R5/R1		B2040, A3020, A3190, A4090, A4160	20.06.0 8	19.06. 18	
Bezirksreg ierung Düsseldorf	RCN Chemie GmbH	Daimlerstr aße 26 47574 Goch	R2/R3		A3140, A3150, AC 070, AC080, AC150	15.11.0 7	14.11. 17	
Bezirksreg ierung Düsseldorf	KS- Recycling GmbH & Co KG	Raiffeisens straße 38 47665 Sonsbeck	R2, R3, R4, R9		AC060, AC070, AC080, A3020, A3040, A3140, A4060, Oil filters (not listed)	02.03.1 0	01.03. 20	

Bezirksreg ierung Düsseldorf	MAV Mineralst off- Aufbereit ung und – Verwertu ng GmbH	Batcaver Str. 9 47809 Krefeld	R5		Y47, 190112	24.06.1 1	23.06. 21	
Bezirksreg ierung Münster	Akzo Nobel Base Chemical s GmbH	Hauptstraß e 47 49479 Ibbenbüre n	R6/R11		A1060	26.09.0 7	30.09. 17	
Bezirksreg ierung Münster	Sidra Wasserch emie GmbH	Zeppelinstr aße 27 49479 Ibbenbüre n	R6/R11		A1060	06.09.0 7	30.09. 17	
Bezirksreg ierung Köln	MVA Müllverw ertungsan lage Bonn GmbH	Immenbur gstr. 22 53121 Bonn	R1		191210	01.05.1 7	30.04. 20	
Bezirksreg ierung Köln	Carbon Service & Consultin g GmbH & Co. KG	Im Hasenfeld 12 52391 Vettweiß	R7		A4160	01.08.1 3	31.07. 18	

Bezirksregierung Köln	Rostasche aufbereitu ngsanlage mit Herstellu ng von Sekundär baustoffe n	MAV GmbH, Tonstraße 6 47809 Erftstadt	R5		Y47	01.12.1 3	30.11. 18	
Sonderabfa ll- Manageme nt- Gesellscha ft Rheinland- Pfalz (SAM) GmbH	Stena Technow orld GmbH	Auf Schneewei d 55774 Baumhold er	R4		AC150, 160211, 200123	20.09.1 2	20.09. 22	
Regierungs präsidium Darmstadt	Heraeus Precious Metals GmbH & Co KG	Heraeusstr aße 12-14 63450 Hanau	R4		A1010, A1020, A2030, A4010, A4090, A4140, A4160, AD120, GC020	01.11.1 4	31.10. 24	
Regierung von Unterfrank en	MAIREC Edelmetall gesellschaft mbH	Siemensstr aße 20 63755 Alzenau	R4		A2030, A3140, AD120	01.10.1 5	30.09. 20	
Regierung von Unterfrank en	Hensel Recycling GmbH	Mühlweg 10 63743 Aschaff enburg	R4		A2030	09.08.1 5	08.08. 20	

Regierung von Unterfranken	Edelstahl Recycling GmbH	Limesstraße 20 63741 Aschaffenburg	R4		AA010, 120114*	01.03.18	28.02.28	
Landesamt für Umwelt- und Arbeitsschutz	Seiba Entsorgungstechnik	Im Langental 5 66539 Neunkirchen	R2/ R4		150110, 160504, A4070, A4130	01.04.09	31.03.19	
Landesamt für Umwelt- und Arbeitsschutz	Schirra GmbH & Co.KG	Steinkreuzweg 5 66687 Wadern-Lockweiler			A3020, A4060	01.01.10	31.12.19	
Sonderabfallagentur Baden-Württemberg	TIB Chemicals AG	Mühlheimer Straße 16-22 68219 Mannheim	R4		A1060, AB120	20.06.08	19.06.18	
Sonderabfallagentur Baden-Württemberg	INDRA Recycling GmbH	III. Industriestraße 2 68766 Hockenheim	R4		B1010, B1020, AA010, B1115, GC020, B3010, B3040, B3080, B3140, B2020, B2030, B2040, AC170	23.06.08	22.06.18	
Regierung von Schwaben	Richard Geiss GmbH	Lüßhof 100 89362 Offingen	R2		A3140, A3150	15.12.11	14.12.21	

Regierung von Schwaben	MVV Enamic IGS Gersthofen GmbH EBS-Heizkraftwerk	Ludwig-Hermann-Str. 100 86368 Gersthofen	R1		AC170	19.01.16	31.10.25	
Regierung von Oberfranken	PDR Recycling GmbH + Co KG	Am alten Sägewerk 3 95349 Thurnau	R3/R4		A4130, A4140	01.01.12	31.12.18	
Thüringer Landesverwaltungsamt	K+S Kali GmbH Werk Werra	Schacht II 36414 Unterbreizbach	R11		Y47	01.01.11	31.12.20	
Thüringer Landesverwaltungsamt	GSES GmbH	Schachtstraße 20-22 99706 Sondershausen	R11		Y47	01.01.11	31.12.20	
Thüringer Landesverwaltungsamt	NDH-Entsorgungsbetriebergesellschaft mbH	Nordhäuser Straße 70 99752 Bleicherode	R11		Y47	01.01.11	31.12.20	

Table 6-69: Germany, 2018 – Information on Decisions by Competent Authorities to Issue Pre-Consents (Article 14)

Competent authority	Recovery facility				Waste identification (code)	Period of validity		Revocation (date)
	Name and No	Address	Recovery operation R-code	Technologies employed		From	To	
Landesdirektion Sachsen	GMR Gesellschaft für Metallrecycling mbH	Naumburger Straße 24 04229 Leipzig	R4		A1010, A1030	14.05.12	13.05.22	
Landesdirektion Sachsen	LAREC Lampen-Recycling Gesellschaft GmbH	Erzstraße 18 09618 Brand-Erbisdorf	R4/R5		A1030	09.12.11	08.12.21	
Landesdirektion Sachsen	SRW metalfloat GmbH	Berndt-Ulrich-Scholz-Str. 1 04579 Espenhain	R4/R11		A3120	14.03.18	31.03.28	
Landesdirektion Sachsen	WRC World Resources Company GmbH	Industriestraße 7 04808 Wurzen	R4		A1010, A1020, A1030, A1040, A1050, A1060, A1070, A1080, A1100, A1110, A1120, A1140,	01.06.09	31.05.24	

					A1150, A2030, A2060, A3050, A4070, A4090, A4100, A4160, B1010, B1031, B1050, B1070, B1080, B1100, B1110, B1120, B1130, B1150, B1160, B1170, B1180, B1190, B1240, B2100, B2120, B3010, AB030, AD100, AD120, GB040, GC020			
Landesdirekti on Sachsen	STEAG New Energies GmbH Holzheizkraft	Am Lugaer Graben 18 01259 Dresden	R1		AC170, 170204*, 191206*	01.04.14	28.02.24	

Landesdirektion Sachsen	werk Feinhütte Halsbrücke GmbH	Krummenhennersdorfer Str. 2 09633 Halsbrücke	R4		A1010, A1020	15.06.15	14.06.25	
Landesdirektion Sachsen	Nickelhütte Aue GmbH	Rudolf- Breitscheid- Straße 08280 Aue	R4		A1050, A1060, A1090, A1100, A1100, A1110, A1120, A1130, A1140, A1150, A1170, A2030, A2060, A3010, A3040, A3050, A4010, A4100, A4140, A4160, AA060, AB030, AB130, AC270, AD090, AD100, AD120, B1120(H)	15.06.15	14.06.25	

Landesdirektion Sachsen	MRU Muldenhütten Recycling und Umwelttechnik GmbH	Muldenhütten 25 09599 Freiberg	R4		A1160	01.09.16	31.08.31	
Landesverwaltungsamt Sachsen-Anhalt	Grube Teutschenthal Sicherungs GmbH & Co KG.	Straße der Einheit 9 06179 Teutschenthal	R12, R5		A4100, 190105*, 190107*, 190113*, 190115*	14.10.16	13.10.20	
Landesverwaltungsamt Sachsen-Anhalt	AURA Technologie GmbH	Am Ernst- Schacht 3 06311 Helbra	R4		A2030, 160802*, 160805*, 160807*	27.06.17	26.06.27	
Landesverwaltungsamt Sachsen-Anhalt	PURALUBE GmbH	Hauptstraße 30 06729 Elsteraue	R9		A3020	07.03.11	06.03.21	
Landesverwaltungsamt Sachsen-Anhalt	Kuhmichel Recycling GmbH	Ermslebener Str. 3 06493 Ballenstedt	R4, R5		AB130, 120117, 120121	01.01.15	31.12.24	
Landesverwaltungsamt Sachsen-Anhalt	TRG Cyclamin GmbH	Hohendorfer Straße 20 39218 Schönebeck	R3		A4090	21.08.12	20.08.22	
Landesverwaltungsamt Sachsen-Anhalt	Sonae Arauco Deutschland GmbH	Stromweg 1 38489 Jübar OT Nettgau	R3		AC170, 191207	01.04.17	31.03.20	
Landesverwaltungsamt Sachsen-Anhalt	Multiport GmbH	Ernst-Grube- Straße 1 06406 Bernburg	R3		150102, 191204, 200139	16.02.17	15.02.27	

SBB Sonderabfallgesellschaft Brandenburg/Berlin mbH	Unitherm Baruth GmbH	Am Birkenpfuhlheid 3 15837 Baruth/Mark	R1		AC170	01.10.12	30.09.22	
SBB Sonderabfallgesellschaft Brandenburg/Berlin mbH	KMR Kabel-Metall-Recycling GmbH	Postfach 101108 16559 Liebenwalde	R4		A1190, B1115	01.04.16	31.03.26	
SBB Sonderabfallgesellschaft Brandenburg/Berlin mbH	5N PV GmbH	Oderlandstraße 104 15890 Eisenhüttenstadt	R4		A1020	01.01.16	29.12.25	
Landesamt für Umwelt, Naturschutz und Geologie Mecklenburg-Vorpommern	Stena Technoworld GmbH, Betriebsstätte Langenhagen	Teterower Chaussee 60 18279 Langenhagen	R3, R4		AC150, A1180	04.08.11	31.05.21	
Landesamt für Umwelt, Naturschutz und Geologie Mecklenburg-Vorpommern	Egger Holzwerkstoffe Wismar GmbH & Co. KG	Am Haffeld 1 23970 Wismar	R1		AC170	14.02.13	31.10.27	
Landesamt für Umwelt, Naturschutz und Geologie Mecklenburg-Vorpommern	Envia THERM GmbH	Mühlentorsiedlung 7 17139 Malchin	R1		AC170	18.08.18	17.08.28	
Freie und Hansestadt	Aurubis AG	Hovestr. 50 20539	R4/R1		A1010, A1020,	23.10.17	22.10.27	

Hamburg		Hamburg			A1030, A1050, A1060, A1070, A1090, A1100, A1100, A1110, A1120, A1130, A1140, A1150, A1160, A1170, A2010, A2030, A2050, A3020, A3040, A3140, A3150, A3160, A3180, A3190, A4070, A4100, A4110, A4140, A4150, A4160, AA010, AB070, AB120, AB130, AC060,			
---------	--	---------	--	--	--	--	--	--

					AC270, AD 090, AD120			
Niedersächsis che Gesellschaft zur Endablagerun g von Sonderabfall mbH – NGS	LRD Löschmittel- Recycling und Umweltdienst e GmbH	Elsterhorst 12 21698 Harsefeld	R5		160505, 160509, unlisted	28.12.10	27.12.20	
Niedersächsis che Gesellschaft zur Endablagerun g von Sonderabfall mbH - NGS	STENA TECHNOWO RLD GmbH	Fuhrieger Allee 1a 26434 Wangerland/ Wiefels	R4		160211, 160213, 200123,	22.05.14	21.05.24	
Niedersächsis che Gesellschaft zur Endablagerun g von Sonderabfall mbH - NGS	Weener Energie GmbH & Co KG	Industriestr. 46, 26826 Weener	R1		191210, 191212	21.08.14	20.08.24	
Niedersächsis che Gesellschaft zur Endablagerun g von Sonderabfall mbH - NGS	Biomasseheiz kraftwerk Emden	Zum Kraftwerk, 26725 Emden	R1		191206, 191207, AC170	10.12.13	09.12.23	

Niedersächsische Gesellschaft zur Endablagerung von Sonderabfall mbH - NGS	B + S Papenburg Energie GmbH	Am Nordhafen 5; 26871 Papenburg	R1		191207, AC170	21.08.14	20.08.24	
Niedersächsische Gesellschaft zur Endablagerung von Sonderabfall mbH - NGS	AVISTA Oil Refining & Trading Deutschland GmbH	Bahnhofstraße 82 31311 Uetze-Dollbergen	R9, R2		A3020 (130205, 130208, 130206, 190207), A3040 (130307) A4060 (130507), AC080 (160114; 160115)	24.10.16	23.10.26	
Niedersächsische Gesellschaft zur Endablagerung von Sonderabfall mbH - NGS	Enertec Hameln GmbH	Heinrich-Schoormann-Weg 1, 31789 Hameln	R1		191212 (not listed)	19.02.14	18.02.24	
Niedersächsische Gesellschaft zur Endablagerung von Sonderabfall	Harz-Metall GmbH	Hüttenstraße 6 38642 Goslar	R4		A1070, A1160, A4100, AC270, 190205	12.07.11	11.07.21	

mbH - NGS								
Niedersächsische Gesellschaft zur Endablagerung von Sonderabfall mbH – NGS	EVI Abfallverwertung B.V. & Co. KG	Vosmatenweg 6 49824 Laar	R1		Y46, 200301, 191212	19.06.13	18.06.23	
Niedersächsische Gesellschaft zur Endablagerung von Sonderabfall mbH – NGS	Biomasseheizkraftwerk Emden	Zum Heizkraftwerk 26725 Emden	R1		AC170, 191206*, 191207	10.12.13	09.12.23	
GOES	Remondis QR GmbH	Bei der Gasanstalt 9 23560 Lübeck	R4		A1010, A1030, A1180	11.09.13	10.09.23	
GOES	UTM Umwelt Technik Metallrecycling GmbH	Alt Herrenwyk 12 23569 Lübeck	R2/R4		A4130	20.03.14	19.03.24	
GOES	Starke & Sohn GmbH Mineralölwerk	Schmiedestraße 14 25899 Niebüll	R9		A3020	16.05.14	15.05.24	
Der Senator für Umwelt, Bau, Verkehr und Europa	Nehlsen GmbH & Co. KG	Niederlassung Nehlsen-Plump Louis-Krages-Str. 10 28237 Bremen	R3/ R4		A4130	01.03.19	28.02.29	

Der Senator für Umwelt, Bau, Verkehr und Europa	swb Entsorgung GmbH	Theodor-Heuss-Allee 20 28215 Bremen Müllheizkraftwerk Oken 2	R1		191210, 191212	01.07.11	31.05.20	
Der Senator für Umwelt, Bau, Verkehr und Europa	swb Entsorgung GmbH	Mittelkalorik-Kraftwerk Otavistraße 7-9 28215 Bremen	R1		191210, 191212	01.07.11	31.05.20	
Bezirksregierung Arnsberg	Wilhelm Raven Euro-Metall GmbH	Alter Hellweg 33 44379 Dortmund	R12/R13		A1010, A1020, A1050, A1060, A1070, A1080, A1100, A1110, A1120, A1130, A1140, A1160, A1170, A2030, AB070, AB130	30.07.07	22.07.22	
Bezirksregierung Arnsberg	Aurubis AG	Kupferstrasse 23 44532 Lünen	R4		A1010, A1020, A1050, A1070, A1080, A1090,	04.12.09	03.12.24	A

					1100, A1120, A1130, A1150, A1180, A2030, AB070, AB130, GB040, GC010, GC020, GC050, B1010, B1020, B1050, B1060, B1070, B1080, B1090, B1100, B1110, B1120, B1130, B1140, B1150, B1160, B1170, B1180, B1190, B1240, B2020, B4030			
Bezirksregier ung Arnsberg	Orm Bergold Chemie GmbH & Co KG	Daimlerstraße 2 – 4 44805 Bochum	R2		A3050, A3140, A3160, A4060,	06.11.07	05.11.22	

Bezirksregier ung Arnsberg	Siegfried Jacob GmbH & Co. KG	Jacobstr. 41- 45 58256 Ennepetal- Voerde	R4		A4070 A1010, A1020, A1030, A1050, A1060, A1070, A1080, A1100, A1110, A1120, A1130, A1140, A2030, A4070, A4090, A4100, A4120, AB030, AB120, AC270, AD090, AD100, AD120	01.10.07	01.10.22	
Bezirksregier ung Arnsberg	Lobbe Entsorgung West GmbH & Co. KG	Stenglingser Weg 4-12 58642 Iserlohn	R5		A1060, A4090	20.03.09	19.03.24	
Bezirksregier ung Arnsberg	Chemische Fabrik Wocklum Gebr. Hertin GmbH & Co. KG	Glärbach 2 58802 Balve	R5		A1060, A4090	15.11.11	14.11.23	

Bezirksregierung Arnberg	Bayer Schering Pharma AG, Sonderabfallverbrennungsanlage	Ernst-Schering-Straße 14 59192 Bergkamen	R5		A3150, A3160, A4010, A4160	17.03.08	16.03.23	
Bezirksregierung Arnberg	Bayer Schering Pharma AG, Kraftwerk	Ernst-Schering-Straße 14 59192 Bergkamen	R1		A3140, A3150	14.03.08	13.03.23	
Bezirksregierung Arnberg	LANXESS Organometallics GmbH	Ernst-Schering-Straße 14 59192 Bergkamen	R3		A4010, 070107	09.02.10	08.02.25	
Bezirksregierung Arnberg	Metallhütte Hoppecke GmbH & Co. KG	Bontkirchener Straße 1 59929 Brilon-Hoppecke	R4		A1160	20.12.12	19.12.24	
Bezirksregierung Arnberg	Befesa Salzschlacke GmbH	Brunnenstr. 138 44536 Lünen	R4, R5		AA050, AB100	20.03.15	19.03.25	
Bezirksregierung Arnberg	Egger Kraftwerk Brilon GmbH	Im Kissen 19 59929 Brilon	R1		AC170	20.01.16	30.09.23	
Bezirksregierung Düsseldorf	HACH LANGE GmbH	Willstädterstraße 11 40549 Düsseldorf	R3/R4/R5		A4140	01.09.17	31.08.27	
Bezirksregierung Düsseldorf	ACCUREC GmbH	Wiehagen 12-14 45472 Mülheim/Ruhr	R4		A1170	11.04.17	10.04.27	

Bezirksregierung Düsseldorf	Grillo-Werke AG	r Wesseler Str. 1 47169 Duisburg	R5/R1		A3020, A3190, A4090, A4160	20.01.18	19.01.28	
Bezirksregierung Düsseldorf	Befesa Zinc Duisburg GmbH	Richard- Seiffert-Str. 1 47249 Duisburg	R4		AA 010	26.11.18	25.11.28	
Bezirksregierung Düsseldorf	RCN Chemie GmbH	Daimlerstraße 26 47574 Goch	R2/R3		A3140, A3150, AC 070, AC080, AC150	01.03.17	28.02.27	
Bezirksregierung Düsseldorf	KS-Recycling GmbH & Co KG	Raiffeisenstra ße 38 47665 Sonsbeck	R2, R3, R4, R9		AC060, AC070, AC080, A3020, A3040, A3140, A4060, Oil filters (not listed)	02.03.10	01.03.20	
Bezirksregierung Düsseldorf	MAV Mineralstoff- Aufbereitung und Verwertung GmbH	Bataver Str. 9 47809 Krefeld	R5		Y47, 190112	24.06.11	23.06.21	
Bezirksregierung Münster	Akzo Nobel Base Chemicals GmbH	Hauptstraße 47 49479 Ibbenbüren	R6/R11		A1060	01.10.17	30.09.27	
Bezirksregierung Münster	Sidra Wasserchemi e GmbH	Zeppelinstraße 27 49479	R6/R11		A1060	01.10.17	30.09.27	

Bezirksregier ung Köln	MVA Müllverwertu ngsanlage Bonn GmbH	Ibbenbüren Immenburgstr . 22 53121 Bonn	R1		191210	01.05.17	30.04.20	
Bezirksregier ung Köln	Carbon Service & Consulting GmbH & Co. KG	Im Hasenfeld 12 52391 Vettweiß	R7		A4160	01.08.13	31.07.18	
Bezirksregier ung Köln	Rostascheauf bereitungsanl age mit Herstellung von Sekundärbaus toffen	MAV GmbH, Tonstraße 6 47809 Erftstadt	R5		Y47	01.12.13	30.11.18	
Sonderabfall- Management- Gesellschaft Rheinland- Pfalz (SAM) GmbH	Stena Technoworld GmbH	Auf Schneeweid 55774 Baumholder	R4		AC150, 160211, 200123	20.09.12	20.09.22	
Regierungspr äsidium Darmstadt	Heraeus Precious Metals GmbH & Co KG	Heraeusstraße 12-14 63450 Hanau	R4		A1010, A1020, A2030, A4010, A4090, A4140, A4160, AD120, GC020	01.11.14	31.10.24	
Regierung von Unterfranken	MAIREC Edelmetallges ellschaft mbH	Siemensstraße 20 63755	R4		A2030, A3140, AD120	01.10.15	30.09.20	

Regierung von Unterfranken	Hensel Recycling GmbH	Alzenau Mühlweg 10 63743 Aschaffenburg	R4		A2030	09.08.15	08.08.20	
Regierung von Unterfranken	Edelstahl Recycling GmbH	Limesstraße 20 63741 Aschaffenburg	R4		AA010, 120114*	01.03.18	28.02.28	
Landesamt für Umwelt- und Arbeitsschutz	Seiba Entsorgungstechnik	Im Langental 5 66539 Neunkirchen	R2/ R4		150110* (2000 to/a) 160504* (1,000 to/a) A4070, A4130, AD 070	01.04.09	31.03.29	
Landesamt für Umwelt- und Arbeitsschutz	Schirra GmbH & Co.KG	Steinkreuzweg 5 66687 Wadern-Lockweiler	R9		130208*, 130703*, 130802*, 160113*, 160114*, 161003*, A3020, A4060, AC030, AC070, AC080, AD060	01.01.10	31.12.29	
Sonderabfallagentur Baden-Württemberg	TIB Chemicals AG	Mühlheimer Straße 16-22 68219 Mannheim	R4		A1060, AB120	20.06.08	21.06.28	
Sonderabfallagentur	INDRA Recycling	III. Industriestraß	R4		170402, 170407,	23.06.08	20.06.28	

Baden-Württemberg	GmbH	e 2 68766 Hockenheim			170411, 191001, 191002, 191006, 191202, 191203, 191212			
Regierung von Schwaben	Richard Geiss GmbH	Lüßhof 100 89362 Offingen	R2		A3140, A3150	15.12.11	14.12.21	
Regierung von Schwaben	MVV Enamic IGS Gersthofen GmbH EBS-Heizkraftwerk	Ludwig-Hermann-Str. 100 86368 Gersthofen	R1		AC170	19.01.16	31.10.25	
Regierung von Oberfranken	PDR Recycling GmbH + Co KG	Am alten Sägewerk 3 95349 Thurnau	R3/R4		A4130, A4140	01.01.12	31.12.28	
Thüringer Landesverwaltungsamt	K+S Kali GmbH Werk Werra	Schacht II 36414 Unterbreizbach	R11		Y47	01.01.11	31.12.20	
Thüringer Landesverwaltungsamt	GSES GmbH	Schachtstraße 20-22 99706 Sondershausen	R11		Y47	01.01.11	31.12.20	
Thüringer Landesverwaltungsamt	NDH-Entsorgungsbetriebersgesellschaft mbH	Nordhäuser Straße 70 99752 Bleicherode	R11		Y47	01.01.11	31.12.20	

Table 6-70: Germany, 2019 – Information on Decisions by Competent Authorities to Issue Pre-Consents (Article 14)

Competent authority	Recovery facility				Waste identification (code)	Period of validity		Revocation (date)
	Name and No	Address	Recovery operation R-code	Technologies employed		From	To	
Landesdirektion Sachsen	GMR Gesellschaft für Metallrecycling mbH	Naumburger Straße 24 04229 Leipzig	R4		A1010, A1030	14.05.12	13.05.22	
Landesdirektion Sachsen	LAREC Lampen-Recycling Gesellschaft GmbH	Erzstraße 18 09618 Brand-Erbisdorf	R4/R5		A1030	09.12.11	08.12.21	
Landesdirektion Sachsen	SRW metalfloat GmbH	Berndt-Ulrich-Scholz-Str. 1 04579 Espenhain	R4/R11		A3120	14.03.18	31.03.28	
Landesdirektion Sachsen	WRC World Resources Company GmbH	Industriestraße 7 04808 Wurzen	R4		A1010, A1020, A1030, A1040, A1050, A1060, A1070, A1080, A1100, A1110, A1120, A1140,	01.06.09	31.05.24	

					A1150, A2030, A2060, A3050, A4070, A4090, A4100, A4160, B1010, B1031, B1050, B1070, B1080, B1100, B1110, B1120, B1130, B1150, B1160, B1170, B1180, B1190, B1240, B2100, B2120, B3010, AB030, AD100, AD120, GB040, GC020			
Landesdirekti on Sachsen	STEAG New Energies GmbH Holzheizkraft	Am Lugaer Graben 18 01259 Dresden	R1		AC170, 170204*, 191206*	01.04.14	28.02.24	

Landesdirektion Sachsen	werk Feinhütte Halsbrücke GmbH	Krummenhennersdorfer Str. 2 09633 Halsbrücke	R4		A1010, A1020	15.06.15	14.06.25	
Landesdirektion Sachsen	Nickelhütte Aue GmbH	Rudolf- Breitscheid- Straße 08280 Aue	R4		A1050, A1060, A1090, A1100, A1100, A1110, A1120, A1130, A1140, A1150, A1170, A2030, A2060, A3010, A3040, A3050, A4010, A4100, A4140, A4160, AA060, AB030, AB130, AC270, AD090, AD100, AD120, B1120(H)	15.06.15	14.06.25	

Landesdirektion Sachsen	MRU Muldenhütten Recycling und Umwelttechnik GmbH	Muldenhütten 25 09599 Freiberg	R4		A1160	01.09.16	31.08.31	
Landesverwaltungsamt Sachsen-Anhalt	Grube Teutschenthal Sicherungs GmbH & Co KG.	Straße der Einheit 9 06179 Teutschenthal	R12, R5		A4100, 190105*, 190107*, 190113*, 190115*	14.10.20	13.10.24	
Landesverwaltungsamt Sachsen-Anhalt	AURA Technologie GmbH	Am Ernst- Schacht 3 06311 Helbra	R4		A2030, 160802*, 160805*, 160807*	27.06.17	26.06.27	
Landesverwaltungsamt Sachsen-Anhalt	PURALUBE GmbH	Hauptstraße 30 06729 Elsteraue	R9		A3020	07.03.11	06.03.21	
Landesverwaltungsamt Sachsen-Anhalt	Kuhmichel Recycling GmbH	Ermslebener Str. 3 06493 Ballenstedt	R4, R5		AB130, 120117, 120121	01.01.15	31.12.24	
Landesverwaltungsamt Sachsen-Anhalt	TRG Cyclamin GmbH	Hohendorfer Straße 20 39218 Schönebeck	R3		A4090	21.08.12	20.08.22	
Landesverwaltungsamt Sachsen-Anhalt	Sonae Arauco Deutschland GmbH	Stromweg 1 38489 Jübar OT Nettgau	R3		AC170, 191207	01.04.20	31.03.30	
Landesverwaltungsamt Sachsen-Anhalt	Multiport GmbH	Ernst-Grube- Straße 1 06406 Bernburg	R3		150102, 191204, 200139	16.02.17	15.02.27	

SBB Sonderabfallg esellschaft Brandenburg/ Berlin mbH	Unitherm Baruth GmbH	An der Birkenpfuhlhe ide 3 15837 Baruth/Mark	R1		AC170	01.10.12	30.09.22	
SBB Sonderabfallg esellschaft Brandenburg/ Berlin mbH	KMR Kabel- Metall- Recycling GmbH	Postfach 101108 16559 Liebenwalde	R4		A1190, B1115	01.04.16	31.03.26	
SBB Sonderabfallg esellschaft Brandenburg/ Berlin mbH	5N PV GmbH	Oderlandstraß e 104 15890 Eisenhüttenst adt	R4		A1020	01.01.16	29.12.25	
SBB Sonderabfallg esellschaft Brandenburg/ Berlin mbH	MVV Umwelt Asset GmbH	Am Nordhafen 12 15711 Königs Wusterhausen	R1		AC170	15.05.20	14.05.30	
SBB Sonderabfallg esellschaft Brandenburg/ Berlin mbH	Pfleiderer Baruth GmbH	Ingolstädter Straße 51 92318 Neumarkt	R1		AC170	01.10.22	30.09.32	
Landesamt für Umwelt, Naturschutz und Geologie Mecklenburg- Vorpommern	Egger Holzwerkstoff e Wismar GmbH & Co. KG	Am Haffeld 1 23970 Wismar	R1		AC170	14.02.13	31.10.27	
Landesamt für Umwelt, Naturschutz und Geologie	Envia THERM GmbH	Mühlentorsie dlung 7 17139 Malchin	R1		AC170	18.08.18	17.08.28	

Mecklenburg-Vorpommern								
Freie und Hansestadt Hamburg	Aurubis AG	Hovestr. 50 20539 Hamburg	R4/R1		A1010, A1020, A1030, A1050, A1060, A1070, A1090, A1100, A1100, A1110, A1120, A1130, A1140, A1150, A1160, A1170, A2010, A2030, A2050, A3020, A3040, A3140, A3150, A3160, A3180, A3190, A4070, A4100, A4110, A4140, A4150, A4160, AA010,	23.10.17	22.10.27	

					AB070, AB120, AB130, AC060, AC270, AD 090, AD120			
Niedersächsische Gesellschaft zur Endablagerung von Sonderabfall mbH – NGS	LRD Löschmittel-Recycling und Umweltdienste GmbH	Elsterhorst 12 21698 Harsefeld	R5		160505, 160509, unlisted	28.12.20	27.12.30	
Niedersächsische Gesellschaft zur Endablagerung von Sonderabfall mbH - NGS	STENA TECHNOWO RLD GmbH	Fuhrieger Allee 1a 26434 Wangerland/ Wiefels	R4		160211, 160213, 200123,	22.05.14	21.05.24	
Niedersächsische Gesellschaft zur Endablagerung von Sonderabfall mbH - NGS	Weener Energie GmbH & Co KG	Industriestr. 46, 26826 Weener	R1		191210, 191212	21.08.14	20.08.24	
Niedersächsische Gesellschaft zur Endablagerung	Biomasseheizkraftwerk Emden	Zum Kraftwerk, 26725 Emden	R1		191206, 191207, AC170	10.12.13	09.12.23	

g von Sonderabfall mbH - NGS								
Niedersächsis che Gesellschaft zur Endablagerun g von Sonderabfall mbH - NGS	B + S Papenburg Energie GmbH	Am Nordhafen 5; 26871 Papenburg	R1		191207, AC170	21.08.14	20.08.24	
Niedersächsis che Gesellschaft zur Endablagerun g von Sonderabfall mbH - NGS	AVISTA Oil Refining & Trading Deutschland GmbH	Bahnhofstraß e 82 31311 Uetze- Dollbergen	R9, R2		A3020 (130205, 130208, 130206, 190207), A3040 (130307) A4060 (130507), AC080 (160114; 160115)	24.10.16	23.10.26	
Niedersächsis che Gesellschaft zur Endablagerun g von Sonderabfall mbH - NGS	Enertec Hameln GmbH	Heinrich- Schoormann- Weg 1, 31789 Hameln	R1		191212 (not listed)	19.02.14	18.02.24	
Niedersächsis che Gesellschaft zur	Harz-Metall GmbH	Hüttenstraße 6 38642 Goslar	R4		A1070, A1160, A4100, AC270,	12.07.11	11.07.21	

Endablagerung von Sonderabfall mbH - NGS					190205			
Niedersächsische Gesellschaft zur Endablagerung von Sonderabfall mbH – NGS	EVI Abfallverwertung B.V. & Co. KG	Vosmatenweg 6 49824 Laar	R1		Y46, 200301, 191212	19.06.13	18.06.23	
Niedersächsische Gesellschaft zur Endablagerung von Sonderabfall mbH – NGS	Biomasseheizkraftwerk Emden	Zum Heizkraftwerk 26725 Emden	R1		AC170, 191206*, 191207	10.12.13	09.12.23	
GOES	Remondis QR GmbH	Bei der Gasanstalt 9 23560 Lübeck	R4		A1010, A1030, A1180	11.09.13	10.09.23	
GOES	UTM Umwelt Technik Metallrecycling GmbH	Alt Herrenwyk 12 23569 Lübeck	R2/R4		A4130	20.03.19	19.03.24	
GOES	Starke & Sohn GmbH Mineralölwerk	Schmiedestraße 14 25899 Niebüll	R9		A3020	16.05.19	15.05.24	
Der Senator für Umwelt, Bau, Verkehr und Europa	swb Entsorgung GmbH	Theodor-Heuss-Allee 20 28215	R1		191210, 191212	01.06.20	31.05.30	

		Bremen Müllheizkraftwerk Oken 2						
Der Senator für Umwelt, Bau, Verkehr und Europa	Nehlsen Industrieservice GmbH	Louis-Krages-Str. 10 28237 Bremen	R3, R4		A4130	01.03.19	28.02.29	
Der Senator für Umwelt, Bau, Verkehr und Europa	Erzeugung GmbH & Co.swbKG	Mittelkalorik-Kraftwerk Otavistraße 7-9 28215 Bremen	R1		191210, 191212	01.06.20	31.05.30	
Bezirksregierung Arnsberg	Wilhelm Raven Euro-Metall GmbH	Alter Hellweg 33 44379 Dortmund	R12/R13		A1010, A1020, A1050, A1060, A1070, A1080, A1100, A1110, A1120, A1130, A1140, A1160, A1170, A2030, AB070, AB130	30.07.07	22.07.22	
Bezirksregierung Arnsberg	Aurubis AG	Kupferstrasse 23 44532 Lünen	R4		A1010, A1020, A1050, A1070, A1080, A1090,	04.12.09	03.12.24	A

					1100, A1120, A1130, A1150, A1180, A2030, AB070, AB130, GB040, GC010, GC020, GC050, B1010, B1020, B1050, B1060, B1070, B1080, B1090, B1100, B1110, B1120, B1130, B1140, B1150, B1160, B1170, B1180, B1190, B1240, B2020, B4030			
Bezirksregier ung Arnsberg	Orm Bergold Chemie GmbH & Co KG	Daimlerstraße 2 – 4 44805 Bochum	R2		A3050, A3140, A3160, A4060,	06.11.07	05.11.22	

Bezirksregier ung Arnsberg	Siegfried Jacob GmbH & Co. KG	Jacobstr. 41- 45 58256 Ennepetal- Voerde	R4		A4070 A1010, A1020, A1030, A1050, A1060, A1070, A1080, A1100, A1110, A1120, A1130, A1140, A2030, A4070, A4090, A4100, A4120, AB030, AB120, AC270, AD090, AD100, AD120	01.10.07	01.10.22	
Bezirksregier ung Arnsberg	Lobbe Entsorgung West GmbH & Co. KG	Stenglingser Weg 4-12 58642 Iserlohn	R5		A1060, A4090	20.03.09	19.03.24	
Bezirksregier ung Arnsberg	Chemische Fabrik Wocklum Gebr. Hertin GmbH & Co. KG	Glärbach 2 58802 Balve	R5		A1060, A4090	15.11.11	14.11.23	

Bezirksregierung Arnberg	Bayer Schering Pharma AG, Sonderabfallverbrennungsanlage	Ernst-Schering-Straße 14 59192 Bergkamen	R5		A3150, A3160, A4010, A4160	17.03.08	16.03.23	
Bezirksregierung Arnberg	Bayer Schering Pharma AG, Kraftwerk	Ernst-Schering-Straße 14 59192 Bergkamen	R1		A3140, A3150	14.03.08	13.03.23	
Bezirksregierung Arnberg	LANXESS Organometallics GmbH	Ernst-Schering-Straße 14 59192 Bergkamen	R3		A4010, 070107	09.02.10	08.02.25	
Bezirksregierung Arnberg	Metallhütte Hoppecke GmbH & Co. KG	Bontkirchener Straße 1 59929 Brilon-Hoppecke	R4		A1160	20.12.12	19.12.24	
Bezirksregierung Arnberg	Befesa Salzschlacke GmbH	Brunnenstr. 138 44536 Lünen	R4, R5		AA050, AB100	20.03.15	19.03.25	
Bezirksregierung Arnberg	Egger Kraftwerk Brilon GmbH	Im Kissen 19 59929 Brilon	R1		AC170	20.01.16	30.09.23	
Bezirksregierung Düsseldorf	HACH LANGE GmbH	Willstädterstraße 11 40549 Düsseldorf	R3/R4/R5		A4140	01.09.17	31.08.27	
Bezirksregierung Düsseldorf	ACCUREC GmbH	Wiehagen 12-14 45472 Mülheim/Ruhr	R4		A1170	11.04.17	10.04.27	

Bezirksregierung Düsseldorf	Grillo-Werke AG	r Wesseler Str. 1 47169 Duisburg	R5/R1		A3020, A3190, A4090, A4160	20.01.18	19.01.28	
Bezirksregierung Düsseldorf	RCN Chemie GmbH	Daimlerstraße 26 47574 Goch	R2/R3		A3140, A3150, AC 070, AC080, AC150	01.03.17	28.02.27	
Bezirksregierung Düsseldorf	KS-Recycling GmbH & Co KG	Raiffeisenstraße 38 47665 Sonsbeck	R2, R3, R4, R9		AC060, AC070, AC080, A3020, A3040, A3140, A4060, Oil filters (not listed)	02.03.20	01.03.30	
Bezirksregierung Düsseldorf	MAV Mineralstoff- Aufbereitung und Verwertung GmbH	Bataver Str. 9 47809 Krefeld	R5		Y47, 190112	24.06.11	23.06.21	
Bezirksregierung Düsseldorf	Befesa Zinc Duisburg GmbH	Richard- Seiffert-Str. 1 47249 Duisburg	R4		AA010	26.11.18	25.11.28	
Bezirksregierung Münster	Akzo Nobel Base Chemicals GmbH	Hauptstraße 47 49479 Ibbenbüren	R6/R11		A1060	01.10.17	30.10.27	
Bezirksregierung Münster	Sidra Wasserchemie GmbH	Zeppelinstraße 27 49479	R6/R11		A1060	01.10.17	30.09.27	

Sonderabfall-Management-Gesellschaft Rheinland-Pfalz (SAM) GmbH	Stena Technoworld GmbH	Ibbenbüren Auf Schneeweid 55774 Baumholder	R4		AC150, 160211, 200123	20.09.12	20.09.22	
Regierungspräsidium Darmstadt	Heraeus Precious Metals GmbH & Co KG	Heraeusstraße 12-14 63450 Hanau	R4		A1010, A1020, A2030, A4010, A4090, A4140, A4160, AD120, GC020	01.11.14	31.10.24	
Regierung von Unterfranken	Edelstahl Recycling GmbH	Limesstraße 20 63741 Aschaffenburg	R4		AA010, 120114*	01.03.18	28.02.28	
Landesamt für Umwelt- und Arbeitsschutz	Seiba Entsorgungstechnik	Im Langental 5 66539 Neunkirchen	R2/ R4		150110, 160504, A4070, A4130	01.04.09	31.03.29	
Landesamt für Umwelt- und Arbeitsschutz	Altöl-Entsorgung Schirra GmbH & Co.KG	Steinkreuzweg 5 66687 Wadern-Lockweiler			A3020, A4060	01.01.10	31.12.29	
Sonderabfallagentur Baden-Württemberg	TIB Chemicals AG	Mühlheimer Straße 16-22 68219 Mannheim	R4		A1060, AB120	22.06.18	21.06.28	

Sonderabfall-agentur Baden-Württemberg	INDRA Recycling GmbH	III. Industriestraße 2 68766 Hockenheim	R4		B1010, B1020, AA010, B1115, GC020, B3010, B3040, B3080, B3140, B2020, B2030, B2040, AC170	21.06.18	22.06.28	
Regierung von Schwaben	Richard Geiss GmbH	Lüßhof 100 89362 Offingen	R2		A3140, A3150	15.12.11	14.12.21	
Regierung von Schwaben	MVV Enamic IGS Gersthofen GmbH EBS-Heizkraftwerk	Ludwig-Hermann-Str. 100 86368 Gersthofen	R1		AC170	19.01.16	31.10.25	
Regierung von Oberfranken	PDR Recycling GmbH + Co KG	Am alten Sägewerk 3 95349 Thurnau	R3/R4		A4130, A4140	01.01.19	31.12.28	
Thüringer Landesverwaltungsamt	K+S Kali GmbH Werk Werra	Herfagrund 36266 Heringen-Werra	R11		Y47, A1010, A1020, A1030, A4100	01.04.18	31.12.28	
Thüringer Landesverwaltungsamt	K+S Kali GmbH Werk Werra	Nipper Str. 33 36269 Philippsthal-Röhringshof	R11		Y47, A1010, A1020, A1030, A4100	15.11.16	31.12.28	

Thüringer Landesverwaltungsamt	GSES GmbH	Schachtstraße 20-22 99706 Sondershausen	R11		Y47	01.01.21	31.12.30	
Thüringer Landesverwaltungsamt	NDH-Entsorgungsbetriebersgesellschaft mbH	Nordhäuser Straße 70 99752 Bleicherode	R11		Y47	01.01.21	31.12.30	

Table 6-71 Ireland, 2019 – Information on Decisions by Competent Authorities to Issue Pre-Consents (Article 14)

Competent authority		Recovery facility				Waste identification (code)	Period of validity		Revocation (date)
		Name and No	Address	Recovery operation R-code	Technologies employed		From	To	
Dublin Council	City	Indaver Ireland Limited - W0167-03	Carranstown, Duleek, Co Meath	R1	Waste-to-energy	Waste-to-energy	04/11/2019	04/11/2022	n/a
Dublin Council	City	KMK Metals Recycling Ltd - W0113-04	Cappincur Ind Est, Cappincur, Daingean Road Tullamore Co Offaly	R12, R13	Manual Battery sorting for type & Chemistry	Manual Battery sorting for type & Chemistry	13/12/2019	13/12/2022	n/a

Table 6-72: Italy, 2017 – Information on Decisions by Competent Authorities to Issue Pre-Consents (Article 14)

Competent authority	Recovery facility				Waste identification (code)	Period of validity		Revocation (date)
	Name and No	Address	Recovery operation R-code	Technologies employed		From	To	
Regione Veneto	Chemviron Italia Srl	Via Malon 2, Legnago (VR)	R13 – R7		04 01 03* 04 01 99 04 02 14* 04 02 99 05 01 11* 05 01 99 06 01 99 06 04 05* 06 04 99 06 07 02* 06 10 02* 06 10 99 06 13 02* 07 01 09* 07 01 10* 07 01 99 07 02 09* 07 02 10* 07 02 14* 07 03 09* 07 03 10* 07 03 99 07 04 09* 07 04 10* 07 04 99 07 05 01*	01/01/2017	31/12/2019	

					07 05 09* 07 05 10* 07 05 99 07 06 09* 07 06 10* 07 06 99 07 07 09* 07 07 10* 07 07 99 08 01 99 08 03 16* 14 06 04* 15 02 02* 15 02 03 19 01 10* 19 08 99 19 02 09* 19 02 11* 19 02 99 19 09 02 19 09 04 19 13 01* 19 13 02			
Regione Veneto	Ecologica Tredi srl	Via Ponzina 1/D, Legnago (VR)	R12 – R4		160107* 191211* 150110* 191211*	01/01/2017	31/12/2019	
Regione Lombardia	Rododendro srl	Via Socrate, Casnate con Bernate	R10		170504	27/10/2017	31/12/2018	
Regione Lombardia	Rododendro srl	Via Socrate, Casnate con Bernate	R5		170904	27/10/2017	31/12/2018	
Regione	Viscolube srl	Via	R9		12 01 06*, 12	06/09/2017	26/09/2028	

Lombardia		Tavernelle 19, Pieve Fassiraga (LO)			01 07*, 12 01 09*, 12 01 10*, 12 01 19*, 13 01 01*, 13 01 09*, 13 01 10*, 13 01 11*, 13 01 12*, 13 01 13*, 13 02 04*, 13 02 05*, 13 02 06*, 13 02 07*, 13 02 08*, 13 03 01*, 13 03 06*, 13 03 07*, 13 03 08*, 13 03 09*, 13 03 10*, 13 05 06*			
-----------	--	--	--	--	---	--	--	--

Table 6-73: Italy, 2018 – Information on Decisions by Competent Authorities to Issue Pre-Consents (Article 14)

Competent authority	Recovery facility				Waste identification (code)	Period of validity		Revocation (date)
	Name and No	Address	Recovery operation R-code	Technologies employed		From	To	
Regione Veneto	Chemviron Italia Srl	Via Malon 2, Legnago (VR)	R13 – R7		04 01 03* 04 01 99 04 02 14* 04 02 99 05 01 11* 05 01 99 06 01 99 06 04 05* 06 04 99 06 07 02*	01/01/2017	31/12/2019	

					06 10 02*			
					06 10 99			
					06 13 02*			
					07 01 09*			
					07 01 10*			
					07 01 99			
					07 02 09*			
					07 02 10*			
					07 02 14*			
					07 03 09*			
					07 03 10*			
					07 03 99			
					07 04 09*			
					07 04 10*			
					07 04 99			
					07 05 01*			
					07 05 09*			
					07 05 10*			
					07 05 99			
					07 06 09*			
					07 06 10*			
					07 06 99			
					07 07 09*			
					07 07 10*			
					07 07 99			
					08 01 99			
					08 03 16*			
					14 06 04*			
					15 02 02*			
					15 02 03			
					19 01 10*			
					19 08 99			
					19 02 09*			
					19 02 11*			
					19 02 99			

					19 09 02 19 09 04 19 13 01* 19 13 02		
Regione Veneto	Ecologica Tredi srl	Via Ponzina 1/D, Legnago (VR)	R12 – R4		160107* 191211* 150110*	01/01/2017	31/12/2019
Regione Lombardia	Rododendro srl	Via Socrate, Casnate con Bernate	R10		170504	27/10/2017	31/12/2018
Regione Lombardia	Rododendro srl	Via Socrate, Casnate con Bernate	R5		170904	27/10/2017	31/12/2018
Regione Lombardia	Viscolube srl	Via Tavernelle 19, Pieve Fassiraga (LO)	R9		12 01 06*, 12 01 07*, 12 01 09*, 12 01 10*, 12 01 19*, 13 01 01*, 13 01 09*, 13 01 10*, 13 01 11*, 13 01 12*, 13 01 13*, 13 02 04*, 13 02 05*, 13 02 06*, 13 02 07*, 13 02 08*, 13 03 01*, 13 03 06*, 13 03 07*, 13 03 08*, 13 03 09*, 13 03 10*, 13 05 06*	06/09/2017	26/09/2028

Table 6-74: Italy, 2019 – Information on Decisions by Competent Authorities to Issue Pre-Consents (Article 14)

Competent	Recovery facility	Waste	Period of validity	Revocation
-----------	-------------------	-------	--------------------	------------

authority	Name and No	Address	Recovery operation R-code	Technologies employed	identification (code)	From	To	(date)
Regione Veneto	Chemviron Italia S.r.l. n. 2471/2015	Via Malon n. 2 Legnago (VR)	R13 - R7	Adsorbimento termico	040103* 040199 040214* 040299 050111* 050199 060199 060405* 060499 060702* 061002* 061099 061302* 070109* 070110* 070199 070209* 070210* 070214* 070309* 070310* 070399 070409* 070410* 070499 070501* 070509* 070510* 070599 070609* 070610* 070699 070709* 070710* 070799 080199 080316* 140604* 150202* 150203 190110* 190899 190209* 190211* 190299 190902 190904	01/03/2019	04/07/2027	

Table 6-75: Luxembourg, 2016, 2018, 2019 – Information on Decisions by Competent Authorities to Issue Pre-Consents (Article 14)

Competent authority	Recovery facility				Waste identification (code)	Period of validity		Revocation (date)
	Name and No	Address	Recovery operation R-code	Technologies employed		From	To	
LU001	Catalyst Recovery Europe SA	420, rte de Longwy L-4832 RODANGE	R5/R8/R12	–	16 08 01, 16 08 02, 16 08 03, 16 08 07	09/08/2011	31/12/2021	–

Table 6-76: Netherlands, 2016 – Information on Decisions by Competent Authorities to Issue Pre-Consents (Article 14)

Competent authority	Recovery facility				Waste identification (code)	Period of validity		Revocation (date)
	Name and No	Address	Recovery operation R-code	Technologies employed		From	To	
Human Environment and Transport Inspectorate	Janus Vaten BV	Energieweg 1; 4906 CG Oosterhout	R3 / R4	Reconditioneren vaten en IBC's (spoelen, uitdeuken, verven)	A4130 (15.01.10*)	2-5-2017	1-5-2027	–
Human Environment and Transport Inspectorate	Sita Ecoservice Treatment B.V. (SUEZ)	Bedrijvenpark Twente 243 7602 KJ Almelo			A3050, A3140, A3160, A4060, A4070	28-9-2016	27-9-2026	
Human	Twence Holding	Boldershoek	R1	Incineration	Y46; AC170;	24-3-2011	28-2-2023	

Environment and Transport Inspectorate	B.V.	-weg 51 7554 RT Hengelo	R3	Composting; fermentation	not listed	14-3-2012 28-2-2013		
Human Environment and Transport Inspectorate	Metrex B.V.	Sourethweg 13 6422 PC Heerlen	R8	Thermal treatment	A2030, A2060, A1050, AA060	17-3-2010	30-6-2016	
Human Environment and Transport Inspectorate	ARN B.V.	Nieuwe Pieckelaan 1 6551 DX Weurt	R1	incineration	not listed	26-6-2012	25-6-2022	
Human Environment and Transport Inspectorate	Afvalstoffen Terminal Moerdijk B.V.	Vlasweg 12 4782 PW Moerdijk	R1 R12 followed by R1 R12 followed by R4	Pyrolysis; sorting; thermal treatment physical treatment	not listed, A3020, A3050, A3140, A3190, A3200, A4010, A4020, A4030, A4060, A4070, A4140, A4160, AA010, AB130, AC270	24-12-2010	24-12-2020	
Human Environment and Transport Inspectorate	Heros Sluiskil B.V.	Oostkade 5 4541 HH Sluiskil	R12	Storage and physical treatment	AB170; AC170 and not-listed	13-4-2010 4-1-2011		

Human Environment and Transport Inspectorate	Martens Havenontvangstinstallatie Vlissingen B.V.	Spanjeweg 2 4455 TW Nieuwdorp	R12	Treatment water-sludge mixtures oil-	A4060 A3020	10-5-2011 30-8-2012	9-5-2021	
Human Environment and Transport Inspectorate	Overdie B.V. Metals	Koelmalaan 55 1812 PR Alkmaar	R12	sorting techniques	Not listed, B1010; B1020; B1030; B1031; B1040; B1050; B1060; B1070; B1080; B1090; B1100; B1110; B1120; B1130; B1140; B1150; B1170; B1180; B1190; B1200; B1210; B1220; B1230; B1240; B1250; B2040; B2090; B2100; B2110;	24-8-2011	22-8-2021	

					A1010; A1020; A1030; A1040; A1050; A1060; A1070; A1080; A1090; A1100; A1110; A1120; A1130; A1140; A1150; A1160; A1170; A1180;			
Human Environment and Transport Inspectorate	ICL-IP Terneuzen B.V.	Frankrijkweg 6 4538 BJ Terneuzen	R5 R1	Recovery processes incineration	A3150; A3160; A3170; A4010; A4030; A4090; not listed; A3140; not listed	28-10-2011	27-10-2021	
Human Environment and Transport Inspectorate	Aannemings- en verhuurbedrijf J Hoondert & Zn. B.V.	Heinkenszandseweg 19 4453 VE 's-Heerenhoek	R12	Scrapping	Not listed	5-1-2012	5-1-2022	
Human Environment	Recydur B.V.	Wilmersdorf 36	R12 followed	Sorting processes	Not listed	20-2-2012	20-2-2022	

t and Transport Inspectorate		7327 AC Apeldoorn	by R3 and R4					
Human Environment and Transport Inspectorate	Ballast Nedam Milieutechniek B.V./Recircle	Graafschap Hornelaan 200 6004 HT Weert	R12 followed by R5	Mixing, sorting, dewatering, biological and extractive cleaning	Not listed	30-3-2012	30-3-2022	
Human Environment and Transport Inspectorate	NV Afvalverbranding Zuid-Nederland (Attero)	Middenweg 34 4782 PM Moerdijk	R1	Incineration	Y46 and not listed	30-3-2012	30-3-2022	
Human Environment and Transport Inspectorate	NV HVC - Alkmaar	Jadestraat 1 1812 RD Alkmaar	R1	Incineration	Y46 and not listed	4-7-2012 22-8-2012	4-7-2022	
Human Environment and Transport Inspectorate	HKS Scrap Metals B.V.	Havenweg 1 3295 XZ s-Gravendeel	R12	Sorting	Not listed	13-7-2012	13-7-2022	
Human Environment and Transport Inspectorate	AVR Afvalverwerking B.V. locatie Duiven	Rivierweg 20 6921 PZ Duiven	R1 R5	Incineration Thermal conversion	Y46; and AC170; and AC270; And not listed	19-12-2012	19-12-2022	
Human Environment and Transport Inspectorate	NV HVC-Locatie Dordrecht	Baanhoekweg 40 3313 Dordrecht	R1	Incineration		8-8-2013	8-8-2023 LA	
Human	Metalchem B.V.	Industrieweg	R12	Storage, sorting,	A4020 and	26-9-2013	26-9-2023	

Human Environment and Transport Inspectorate		9636 Zuidbroek	followed by R4	treatment	not listed		DB	
Human Environment and Transport Inspectorate	AEB Exploitatie B.V.	Australië-havenweg 21 1045 BA Amsterdam	R1	incineration	not listed, Y46 and, AC270	24-12-2013	24-12-2023	
Human Environment and Transport Inspectorate	Gebr. Timmermans B.V.	Boekerman 4 4751 Oud Gastel	R12 followed by R4	Sorting, treatment	Not listed	16-3-2014	XK 16-3-2024	
Human Environment and Transport Inspectorate	AMA Advanced Mining Association B.V.	Kopersteden 9 7547 Enschede	R12 followed by R3	sorting	Not listed	21-5-2014	TJ 21-5-2024	
Human Environment and Transport Inspectorate	EEW Energy from Waste Delfzijl B.V.	Oosterhorn 38 9936 Farmsum	R1	Incineration	Y46 and not-listed	16-5-2014	HD 16-5-2024	
Human Environment and Transport Inspectorate	XPO Supply Chain Netherlands B.V.	Vennootstraat 2 5804 CN Venray	R12 followed by R4	Deconstruction and sorting	Not listed	5-6-2014	4-6-2024	
Human Environment and Transport Inspectorate	Icova B.V	Kajuitweg 1 1040 KJ Amsterdam	R12 followed by R1	Storage, sorting and treatment	Not listed	22-1-2015	21-1-2025	
Human Environment and Transport Inspectorate	Recycling	Vondelingen	R1	Incineration	Roofing	20-3-2015	19-3-2025	

Environment and Transport Inspectorate	Kombinatie REKO B.V.	plaat 17 3196 KL Rotterdam	R5	Thermal treatment and reuse of materials	material (containing tar) Asphalt and roofing materials (containing tar); soil and debris; mixtures of stone, concrete and ceramics			
Human Environment and Transport Inspectorate	ARN Recycling B.V.	Biezenwei 3 4004 MB Tiel	R12 followed by R1, R3, R4 and R5	Sorting	A3120 and not listed	2-12-2015	1-12-2025	
Human Environment and Transport Inspectorate	R&L Recycling B.V.	Lage Dijk 31A 5705 BX Helmond	R12 followed by R4	Collection, storage, separation, shredding,	GC010; GC020; B1010; B1020; B1040; B1050; B1100; B1110; B1115; B1180; B1190; B3010; A1180 and not listed	6-6-2016	5-6-2026	
Human Environment and Transport Inspectorate	Over de Maas CV	Maasdijk 23a 6621 KE	R5	Backfilling of waterways with soil and sludge	Not listed	27-6-2016	26-6-2026	

Transport Inspectorate		Dreumel, West Maas en Waal						
Human Environment and Transport Inspectorate	Theo Pouw Secundaire Bouwstoffen B.V.	Kwelderweg 15 9799XN Eemshaven	R12 followed by R5	Thermal treatment of contaminated soil, tar containing asphalt and roofing material	Not listed	10-11-2016	9-11-2026	
Human Environment and Transport Inspectorate	Theo Pouw B.V.	Isotopenweg 29 3542AS Utrecht	R12 followed by R5	Extractive cleansing of contaminated soil and debris	Not listed	10-11-2016	9-11-2026	
Human Environment and Transport Inspectorate	DCM Exploitatie Lomm B.V.	Voort 15 5943NC LOMM	R5	Backfilling of waterways with soil and sludge	Not listed	27-12-2016	26-12-2026	
Human Environment and Transport Inspectorate	Boskalis Environmental B.V.	Nieuwe Waterweg straat 52 3115 HE Schiedam	R12 followed by R5	Extractive cleansing of contaminated soil and debris	Not listed	29-12-2016	28-12-2026	
Human Environment and Transport Inspectorate	Inashco Operations B.V.	Lage Kanaaldijk 115 6212 NA Maastricht	R12 followed by R4 and R5	Sorting of non ferro concentrate which originates from incinerator bottomash	Y47 and not-listed	13-7-2017	12-7-2027	
Human Environment and Transport Inspectorate	HSR Verpakkingen B.V.	Radonstraat 2a 6718 WS Ede	R12 followed by R3	Reconditioning of plastic packaging	A4130 (15.01.10*)	16-8-2017	15-8-2027	

Table 6-77: Netherlands, 2017 – Information on Decisions by Competent Authorities to Issue Pre-Consents (Article 14)

Competent authority	Recovery facility			Technologies employed	Waste identification (code)	Period of validity		Revocation (date)
	Name and No	Address	Recovery operation R-code			From	To	
Human Environment and Transport Inspectorate	Janus Vaten BV	Energieweg 1; 4906 CG Oosterhout	R3 / R4	Reconditioner en vaten en IBC's (spoelen, uitdeuken, verven)	A4130 (15.01.10*)	2-5-2017	1-5-2027	
Human Environment and Transport Inspectorate	Sita Ecoservice Treatment B.V. (SUEZ)	Bedrijvenpark Twente 243 7602 KJ Almelo			A3050, A3140, A3160, A4060, A4070	28-9-2016	27-9-2026	
Human Environment and Transport Inspectorate	Twence Holding B.V.	Boldershoekweg 51 7554 RT Hengelo	R1 R3	Incineration Composting; fermentation	Y46; AC170; not listed	24-3-2011 14-3-2012 28-2-2013	28-2-2023	
Human Environment and Transport Inspectorate	Metrex B.V.	Sourethweg 13 6422 PC Heerlen	R8	Thermal treatment	A2030, A2060, A1050, AA060	17-3-2010	30-6-2016	
Human Environment and Transport Inspectorate	ARN B.V.	Nieuwe Pieckelaan 1 6551 DX Weurt	R1	incineration	not listed	26-6-2012	25-6-2022	

Human Environment and Transport Inspectorate	Afvalstoffen Terminal Moerdijk B.V.	Vlasweg 12 4782 PW Moerdijk	R1 R12 followed by R1 R12 followed by R4	Pyrolysis; sorting; thermal treatment physical treatment	not listed, A3020, A3050, A3140, A3190, A3200, A4010, A4020, A4030, A4060, A4070, A4140, A4160, AA010, AB130, AC270	24-12-2010	24-12-2020	
Human Environment and Transport Inspectorate	Heros Sluiskil B.V.	Oostkade 5 4541 HH Sluiskil	R12	Storage and physical treatment	AB170; AC170 and not-listed	13-4-2010 4-1-2011		
Human Environment and Transport Inspectorate	Martens Havenontvangstinstallatie Vlissingen B.V.	Spanjeweg 2 4455 TW Nieuwdorp	R12	Treatment oil-water-sludge mixtures	A4060 A3020	10-5-2011 30-8-2012	9-5-2021	

Human Environment and Transport Inspectorate	Overdie Metals B.V.	Koelmalaan 55 1812 PR Alkmaar	R12	sorting techniques	Not listed, B1010; B1020; B1030; B1031; B1040; B1050; B1060; B1070; B1080; B1090; B1100; B1110; B1120; B1130; B1140; B1150; B1170; B1180; B1190; B1200; B1210; B1220; B1230; B1240; B1250; B2040; B2090; B2100; B2110; A1010; A1020; A1030; A1040; A1050; A1060; A1070; A1080; A1090; A1100; A1110; A1120;	24-8-2011	22-8-2021	
--	---------------------	-------------------------------	-----	--------------------	---	-----------	-----------	--

Human Environment and Transport Inspectorate	ICL- Terneuzen B.V. IP	Frankrijkweg 6 4538 BJ Terneuzen	R5 R1	Recovery processes incineration	A3150; A3160; A3170; A4010; A4030; A4090; not listed; A3140; not listed	28-10-2011	27-10-2021	
Human Environment and Transport Inspectorate	Aannemings- en verhuurbedrijf J Hoondert & Zn. B.V.	Heinkenszandseweg 19 4453 VE 's-Heerenhoek	R12	Scrapping	Not listed	5-1-2012	5-1-2022	
Human Environment and Transport Inspectorate	Recydur B.V.	Wilmersdorf 36 7327 AC Apeldoorn	R12 followed by R3 and R4	Sorting processes	Not listed	20-2-2012	20-2-2022	
Human Environment and Transport Inspectorate	Ballast Nedam Milieutechniek B.V./Recircle	Graafschap Hornelaan 200 6004 HT Weert	R12 followed by R5	Mixing, sorting, dewatering, biological and extractive cleaning	Not listed	30-3-2012	30-3-2022	
Human Environment and Transport Inspectorate	NV Afvalverbranding Zuid-Nederland (Attero)	Middenweg 34 4782 PM Moerdijk	R1	Incineration	Y46 and not listed	30-3-2012	30-3-2022	
Human Environment and Transport Inspectorate	NV HVC - Alkmaar	Jadestraat 1 1812 RD Alkmaar	R1	Incineration	Y46 and not listed	4-7-2012 22-8-2012	4-7-2022	

Human Environment and Transport Inspectorate	HKS Scrap Metals B.V.	Havenweg 1 3295 XZ s-'Gravendeel	R12	Sorting	Not listed	13-7-2012	13-7-2022	
Human Environment and Transport Inspectorate	AVR Afvalverwerking B.V. locatie Duiven	Rivierweg 20 6921 PZ Duiven	R1 R5	Incineration Thermal conversion	Y46; and AC170; and AC270; And not listed	19-12-2012	19-12-2022	
Human Environment and Transport Inspectorate	NV HVC- Locatie Dordrecht	Baanhoekweg 40 3313 Dordrecht	R1	Incineration		8-8-2013 LA	8-8-2023	
Human Environment and Transport Inspectorate	Metalchem B.V.	Industrieweg 4 9636 Zuidbroek	R12 followed by R4	Storage, sorting, treatment	A4020 and not listed	26-9-2013 DB	26-9-2023	
Human Environment and Transport Inspectorate	AEB Exploitatie B.V.	Australië- havenweg 21 1045 BA Amsterdam	R1	incineration	not listed, Y46 and, AC270	24-12-2013	24-12-2023	
Human Environment and Transport Inspectorate	Gebr. Timmermans B.V.	Boekerman 4 4751 Oud Gastel	R12 followed by R4	Sorting, treatment	Not listed	16-3-2014 XK	16-3-2024	
Human Environment and Transport Inspectorate	AMA Advanced Mining Association B.V.	Kopersteden 9 7547 Enschede	R12 followed by R3	sorting	Not listed	21-5-2014 TJ	21-5-2024	
Human Environment and Transport Inspectorate	EEW Energy from Waste Delfzijl B.V.	Oosterhorn 38 9936 Farmsum	R1	Incineration	Y46 and not-listed	16-5-2014 HD	16-5-2024	

Human Environment and Transport Inspectorate	XPO Supply Chain Netherlands B.V.	Vennootstraat 2 5804 CN Venray	R12 followed by R4	Deconstruction and sorting	Not listed	5-6-2014	4-6-2024	
Human Environment and Transport Inspectorate	Icova B.V.	Kajuitweg 1 1040 KJ Amsterdam	R12 followed by R1	Storage, sorting and treatment	Not listed	22-1-2015	21-1-2025	
Human Environment and Transport Inspectorate	Recycling Combinatie REKO B.V.	Vondelingen plaat 17 3196 KL Rotterdam	R1 R5	Incineration Thermal treatment and reuse of materials	Roofing material (containing tar) Asphalt and roofing materials (containing tar); soil and debris; mixtures of stone, concrete and ceramics	20-3-2015	19-3-2025	
Human Environment and Transport Inspectorate	ARN Recycling B.V.	Biezenwei 3 4004 MB Tiel	R12 followed by R1, R3, R4 and R5	Sorting	A3120 and not listed	2-12-2015	1-12-2025	

Human Environment and Transport Inspectorate	R&L Recycling B.V.	Lage Dijk 31A BX 5705 Helmond	R12 followed by R4	Collection, storage, separation, shredding,	GC010; GC020; B1010; B1020; B1040; B1050; B1100; B1110; B1115; B1180; B1190; B3010; A1180 and not listed	6-6-2016	5-6-2026	
Human Environment and Transport Inspectorate	Over de Maas CV	Maasdijk 23a 6621 KE Dreumel, West Maas en Waal	R5	Backfilling of waterways with soil and sludge	Not listed	27-6-2016	26-6-2026	
Human Environment and Transport Inspectorate	Theo Pouw Secundaire Bouwstoffen B.V.	Kwelderweg 15 9799XN Eemshaven	R12 followed by R5	Thermal treatment of contaminated soil, tar containing asphalt and roofing material	Not listed	10-11-2016	9-11-2026	
Human Environment and Transport Inspectorate	Theo Pouw B.V.	Isotopenweg 29 3542AS Utrecht	R12 followed by R5	Extractive cleansing of contaminated soil and debris	Not listed	10-11-2016	9-11-2026	

Human Environment and Transport Inspectorate	DCM Exploitatie Lomm B.V.	Voort 15 5943NC LOMM	R5	Backfilling of waterways with soil and sludge	Not listed	27-12-2016	26-12-2026	
Human Environment and Transport Inspectorate	Boskalis Environmental B.V.	Nieuwe Waterweg straat 52 3115 HE Schiedam	R12 followed by R5	Extractive cleansing of contaminated soil and debris	Not listed	29-12-2016	28-12-2026	
Human Environment and Transport Inspectorate	Inashco Operations B.V.	Lage Kanaaldijk 115 6212 NA Maastricht	R12 followed by R4 and R5	Sorting of non ferro concentrate which originates from incinerator bottomash	Y47 and not-listed	13-7-2017	12-7-2027	
Human Environment and Transport Inspectorate	HSR Verpakkingen B.V.	Radonstraat 2a 6718 WS Ede	R12 followed by R3	Reconditioning of plastic packaging	A4130 (15.01.10*)	16-8-2017	15-8-2027	
Human Environment and Transport Inspectorate	HSR Verpakkingen	Radonstraat 2a 6718 WS Ede	R12 followed by R3	Reconditioning of plastic packaging	A4130 (15.01.10*)	16-8-2017	15-8-2027	
Human Environment and Transport Inspectorate	Jacomij Electronics Recycling B.V.	Molenvliet 25 3961MT Wijk bij Duurstede	R12 followed by R3, R4	Collect, storage of WEEE Disassemblage, shredding of EEA	Not listed, GC010, GC020	28-3-2017	27-3-2027	

Table 6-78: Poland, 2019 – Information on Decisions by Competent Authorities to Issue Pre-Consents (Article 14)

Competent authority	Recovery facility			Technologies employed	Waste identification (code)	Period of validity		Revocation (date)
	Name and No	Address	Recovery operation R-code			From	To	
Chief Inspector of Environmental Protection	Production Department of "Orzeł Biały" SA	Ul. Walentego Roździeńskig o 24, 41-946 Piekary Śląskie	R4		A 1010	11/07/2019	09/07/2029	-

Table 6-79: Spain, 2016 – Information on Decisions by Competent Authorities to Issue Pre-Consents (Article 14)

Competent authority	Recovery facility			Technologies employed	Waste identification (code)	Period of validity		Revocation (date)
	Name and No	Address	Recovery operation R-code			From	To	
Director-General for Sustainability ARAGON	Recuperación Ecológica de Baterías - RECOBAT	Ctra A-223, km 3 Albalate del Arzobispo TERUEL	R04	Recovery of used lead batteries for raw materials.	160601	16/04/2012	16/04/2017	
Directorate-General for the Environment of the Government of Cantabria.	Protección Medioambiental del Cantábrico, S.A. NIMA: 3900016318 (PROM/CN/116/00)	Pol. Ind. El Vallegón 41/44 39709 Castro Urdiales	R4/R5	Decontamination, washing and recovery of packaging for reuse or recycling.	150110	19/03/2014	18/01/2016	

Directorate -General for the Environment of the Government of Cantabria.	Protección Medioambiental del Cantábrico, S.A. NIMA: 3900016318 (PROM/CN/116/00)	Pol. Ind. El Vallegón 41/44 39709 Castro Urdiales	R4/R5	Decontami nation, washing and recovery of packaging for reuse or recycling.	150110	18/01/2016	18/01/2019	
Waste Agency of Catalonia	BIDONES JP GARCÍA, S.L. E- 945.06	P.I. PLA DE FOGARS C/ LLEVANT , 25 08495 FOGARS DE LA SELVA	R3/R4	REUSE AND REGENER ATION OF PACKAGI NG.	A4130/B30 10/B1010/ B3026	07/10/2015	06/10/2023	
Waste Agency of Catalonia	CESPA GESTION DE RESIDUOS, S.A. E- 174.96	P.I. ZONA FRANCA C/4 SECTOR C NÚM. 49 08040 BARCELO NA	R12	WASTE RECOVER Y TO PREPARE SOLID RECOVER ED FUELS OR WASTE DERIVED FUELS	B3010/B30 20/B3030/ B3035/B30 50	16/09/2011	16/09/2017	
Waste Agency of Catalonia	SA LIPMES E-52.93	CREU GUIXERA, S/N, 08258 MANRES A	R4	PHYSICA L AND CHEMICA L	A1050/A10 60/A1080/ B1080	01/03/2015	19/07/2019	

				PROCESS ES				
Waste Agency of Catalonia	SIRCAT E-966.07	P.I. JOERIA SUD SUBSECT OR A PARCEL.L A 2, 17150 SANT GREGORI	R4	CLASSIFI CATION AND OIL FILTER PRESS	Non- numbered waste	01/12/2015	30/11/2018	
Waste Agency of Catalonia	SERVIDRUM IBERICA, SL E-60.94	PARTIDA VILAGRA SSA, FINCA 10 43850 CAMBRIL S TARRAG ONA	R3/R4	RECOVER Y OF PLASTIC AND METAL PACKAGI NG	A4130	01/06/2016	23/07/2020	
Waste Agency of Catalonia	ECOLOGIA QUIMICA, SA E- 47.92	CTRA. C- 35 KM60,7 08474 GUALBA BARCELO NA	R2	DISTILLA TION/REC TIFICATI ON	A3050/A31 60/A3080/ A3140/A31 70/A3150/ A4070	15/04/2016	14/04/2023	
Waste Agency of Catalonia	EXIDE TECHNOLOGIES RECYCLING, SL E- 106.95	CAMÍ DEL CEMENTI RI, S/N 17164 BONMATI GIRONA	R4	RECOVER Y OF LEAD BATTERI ES BY CRUSHIN G AND HYDROM	A1160	10/06/2014	09/06/2017	

				ECHANICAL SEPARATION				
Waste Agency of Catalonia	ECOLÓGICA IBÉRICA Y MEDITERRANEA, SA E-49.92	MOLL D'INFLAMABLES, S/N 08039 BARCELONA	R3	TREATMENT BY HYDROCARBON CENTRIFUGATION	A3010	01/05/2014	01/05/2017	
Waste Agency of Catalonia	ECOLÓGICA IBÉRICA Y MEDITERRANEA, SA E-49.92	MOLL D'INFLAMABLES, S/N 08039 BARCELONA	R6	NEUTRALISATION TREATMENT AND DISPOSAL OF AMMONIA BY STRIPPING	A1060/A1130/A4090/A4140/B2120			
Waste Agency of Catalonia	DISTILLER, SA E-04.86	P.I CANBERNEDA -SUBIRÀ C/VALLÈS, S/N 08130 STA. PERPÈTUA DE MOGODA BARCELONA	R3	DECANTING AND/OR DISTILLATION	A943/B10110	29/10/2012	24/03/2017	

Waste Agency of Catalonia	DISTILLER, SA E-04.86	P.I CAN BERNEDA -SUBIRÀ C/VALLÈS, S/N 08130 STA. PERPÈTUA DE MOGODA BARCELONA	R2	DISTILLATION/RECFICATION	A3050/A3070/A3080/A3140/A3150/A3160/A3170/A4010/A4030/A4070/A4140/A4150/B3110	25/03/2009	24/03/2017	
ESP12	Recuperadora Gallega de Disolventes S.L. (REGADI) SC-RP-IPPC-XV-00001	Carretera a Salceda nº23 36418 O Porriño, Pontevedra	R2	Thin film evaporation and subsequent fractional distillation	140603*	12/02/2015	12/02/2016	
ESP12	Recuperadora Gallega de Disolventes S.L. (REGADI) SC-RP-IPPC-XV-00001	Carretera a Salceda nº23 36418 O Porriño, Pontevedra	R2	Thin film evaporation and subsequent fractional distillation	140603*	30/03/2016	30/03/2017	
ESP12	Áridos do Mendo S.L. SC-RP-IPPC-XV-00026	Chan da Saigosa s/n Oleiros, 36457 Salvaterra do Miño, Pontevedra	R10	Inert waste landfilling	101006	03/06/2016	03/06/2017	
ESP12	Egeo Solventes, S.A.	Cha Grande-	R2	Distillation	140603*	18/12/15	18/12/16	

	LA3712008		Pinheirinho 3100-356 Pombal, Portugal					
ESP12	Portovesme, S.r.l.PEC.MIN.000234		S.P.n2- Carboni/Portoscuso, Km 16,5IT 09010 Portoscuso (CA)	R4	Waelz kiln recycling of zinc oxide	100207*	10/11/2016	10/11/2017
ESP12	Procesoil, S.L. SC-RP-IPPC-XV- 00019		PUERTO EXTERIOR DE FERROL S/Nº, FERROL	R3	Recycling/ reclamation of organic substances which are not used as solvents	130703	26/04/2016	26/04/2017
ESP12	SRCL Gestao Ambiental L.D.A APA00026931	Ambimed Ambiental	Ecoparque de Braval, Lugar do monte do Alén 4715-454 Pedralva, Braga, Portugal	D9	Unspecified physical chemical treatment	180103*/18 0202	28/04/2016	28/04/2017

Table 6-80: Spain, 2018 – Information on Decisions by Competent Authorities to Issue Pre-Consents (Article 14)

Competent authority	Recovery facility				Waste identification (code)	Period of validity		Revocation (date)
	Name and No	Address	Recovery operation R-code	Technologies employed		From	To	
General Directorate of Biodiversity, Environment and Climate Change. Cantabria	Protección Medioambiental del Cantábrico, SA NIMA: 3900016318 (PROM / CN / 116/00)	Pol. Ind. El Vallegón 41/44 39709 Castro Urdiales	R4 / R5	Decontamination, washing and recovery of the container for reuse or recycling	150 110 *	01/18/2016	01/18/2019	
CATALUNYA RESIDUS AGENCY	DRUMS GARCÍA, SL E-945.06	PI PLA DE FOGARS C / LLEVANT, 25 08495 FOGARS DE LA SELVA	R3 / R4	REUSE AND REGENERATION OF CONTAINERS	A4130 / B3010 / B1010 / B3026	10/07/2015	10/06/2023	
	CESPA GESTION DE RESIDUOS, SA E-174.96	PI FREE ZONE C / 4 SECTOR C NO. 49 08040 BARCELONA	R12	WASTE VALORIZATION FOR THE PREPARATION OF CSR OR CDR	B3010 / B3020 / B3030 / B3035 / B3050 / Y46	05/24/2018	05/23/2024	
	FERTIPOAL, SLU E-1080.08	CTRA. N-II, KM 455,2 PI 8, PLOT 9 (DEPARTURE SARCENIT) 25143 EL POLA, LLEIDA	R3	ORGANIC WASTE VALORIZATION THROUGH COMPOSTAGE	AC270	10/15/2018	10/14/2027	
	GESTIÓ RECUPERACIÓ DE TERRENYS, SA E-868.04	PARATGE DE MAGRELLS, S / N 43746 TIVISSA	R3 / R4 / R12	SELECTION AND CLASSIFICATION OF VALUABLE	B1010 / B1020 / B1030 / B1040 / B1050 /	03/24/2017	03/31/2023	

				ELEMENTS SUCH AS PAPER, PLASTIC, WOOD AND SCRAP	B3010 / B3020 / B3026 / B3027 / B3040 / B3050 / B3080 / B3140 / B4030			
	SA LIPMES E- 52.93	CREU GUIXERA, S / N, 08258 MANRESA	R4	PHYSICOCHE MICAL PROCESSES	A1050 / A1060 / A1080 / B1080 / B1010 / B1100	03/01/201 5	07/19/2 019	
	SIRCAT E-966.07	PI JOERIA SUD SUBSECTOR A PARCEL.LA 2, 17150 SANT GREGORI	R4	CLASSIFICATI ON AND PRESSING OF OIL FILTERS	Residue not listed	01/01/201 8	01/01/2 028	
	SERVIDRUM IBERICA, SL E- 60.94	DEPARTURE VILAGRASSA, FINCA 10 43850 CAMBRILS TARRAGONA	R3 / R4 / R12	VALORIZATIO N OF PLASTIC AND METALLIC CONTAINERS	A4130 / B3010 / B1010 / BEU04	01/01/201 7	07/23/2 020	
	ECOLOGIA QUIMICA, SA E- 47.92	CTRA. C-35 KM60,7 08474 GUALBA BARCELONA	R2	DISTILLATIO N / RECTIFICATIO N	A3050 / A3160 / A3080 / A3140 / A3170 / A3150 / A4070	04/15/201 6	04/14/2 023	

	EXIDE TECHNOLOGIES RECYCLING, SL E-106.95	CAMÍ DEL CEMENTIRI, S / N 17164 BONMATI GIRONA	R4	LEAD BATTERY VALORIZATION THROUGH CRUSHING AND HYDROMACHANIC SEPARATION TREATMENT THROUGH CENTRIFUGATION OF HYDROCARBONS	A1160	07/19/2017	07/18/2026
	ECOLÓGICA IBÉRICA Y MEDITERRANEA, SA E-49.92	MOLL D'INFLAMABLES, S / N 08039 BARCELONA	R3	NEUTRALIZATION TREATMENT AND REMOVAL OF AMMONIA THROUGH STRIPPING OF ACID AND BASE RESIDUES	A1060 / A1130 / A4090 / A4140 / B2120	07/13/2017	07/12/2026
	ECOLÓGICA IBÉRICA Y MEDITERRANEA, SA E-49.92	MOLL D'INFLAMABLES, S / N 08039 BARCELONA	R6	NEUTRALIZATION TREATMENT AND REMOVAL OF AMMONIA THROUGH STRIPPING OF ACID AND BASE RESIDUES	A1060 / A1130 / A4090 / A4140 / B2120	07/13/2017	07/12/2026
	DISTILLER, SA E-04.86	PI CAN BERNEDA-SUBIRÀ C / VALLÈS, S / N 08130 STA. PERPÈTUA OF MOGODA BARCELONA	R3	DECANTATION AND / OR DISTILLATION	A3050 / A3070 / A3080 / A3140 / A3150 / A3160 / A3170 / A4010 / A4030 /	03/25/2017	03/24/2027

					A4070 / A4140 / A4150 / B3110		
	DISTILLER, SA E-04.86	PI CAN BERNEDA- SUBIRÀ C / VALLÈS, S / N 08130 STA. PERPÈTU A OF MOGODA BARCELONA	R2	DISTILLATIO N / RECTIFICATIO N	A3050 / A3070 / A3080 / A3140 / A3150 / A3160 / A3170 / A4010 / A4030 / A4070 / A4140 / A4150 / B3110	03/25/2017	03/24/2027
	RUSC VALORITZACIÓ, SL E-1020.08	C / RIBERA DEL CONGOST 50, 08520 LES FRANQUESES DEL VALLÈS BARC ELONA	R12	VALORIZATIO N OF SRU INCINERATIO N SLUGS AND FOUNDRY SLUGS AS WELL AS METAL WASTE AND DEBRIS THROUGH CLASSIFICATI ON AND / OR CRUSHING	AB030	12/15/2018	12/14/2027
XERAL SUB-DIRECTION OF WASTE. XERAL DIRECTORATE	Áridos do Mendos SL SC-RP-IPPC-XV-00026	Chan da Saigosa s / n Oleiros, 36457 Salvaterra do Miño,	R10	filled with inerts	101006	08/22/17	08/18/18

OF ENVIRONMENTAL QUALITY AND CLIMATE CHANGE. XUNTA DE GALICIA		Pontevedra						
XERAL SUB-DIRECTION OF WASTE. XERAL DIRECTORATE OF ENVIRONMENTAL QUALITY AND CLIMATE CHANGE. XUNTA DE GALICIA	Áridos do Mendosal SC-RP-IPPC-XV-00026	Chan da Saigosas / n Oleiros, 36457 Salvaterra do Miño, Pontevedra	R10	filled with inerts	101006	10/24/18	10/24/19	
XERAL SUB-DIRECTION OF WASTE. XERAL DIRECTORATE OF ENVIRONMENTAL QUALITY AND CLIMATE CHANGE. XUNTA DE GALICIA	SOMOZAS VALORIZACION DE LODOS-BIOGAS SL (SOLOGAS)	PLACE MARVAN-SEIXAS, CP7010, KM.15 - POLÍGONO INDUSTRIAL AS SOMOZAS, A Coruña	R3	EVAPORATION	161001 *	11/28/18	11/28/19	
XERAL SUB-DIRECTION OF WASTE. XERAL DIRECTORATE OF ENVIRONMENTAL QUALITY AND CLIMATE CHANGE. XUNTA DE GALICIA	INGAROIL, SL SC-RP-IPPC-XV-00009	Polígono Industrial As Somozas, 15565, As Somozas, A Coruña	R5	pretreatment by hot decantation and centrifugation, followed by treatment by thermal oxidation	130703 *	04/21/2017	04/21/2018	

DE GALICIA								
XERAL SUB-DIRECTION OF WASTE. XERAL DIRECTORATE OF ENVIRONMENTAL QUALITY AND CLIMATE CHANGE. XUNTA DE GALICIA	INGAROIL, SL SC-RP-IPPC-XV-00009	Polígono Industrial As Somozas, 15565, As Somozas, A Coruña	R5	pretreatment by hot decantation and centrifugation, followed by treatment by thermal oxidation	130703 *	04/11/18	04/11/19	
XERAL SUB-DIRECTION OF WASTE. XERAL DIRECTORATE OF ENVIRONMENTAL QUALITY AND CLIMATE CHANGE. XUNTA DE GALICIA	Recuperadora Galle ga de Disolventes SL (REGADI)	Estrada a Salceda de Caselas, No. 23 - Atios, O Porriño, Pontevedra	R2	Fractional distillation	140603 *	03/19/2018	03/19/2019	
XERAL SUB-DIRECTION OF WASTE. XERAL DIRECTORATE OF ENVIRONMENTAL QUALITY AND CLIMATE CHANGE. XUNTA DE GALICIA	Recuperadora Galle ga de Disolventes SL (REGADI)	Estrada a Salceda de Caselas, No. 23 - Atios, O Porriño, Pontevedra	R2		140603 *	03/31/2017	03/31/2018	

XERAL SUB-DIRECTION OF WASTE. XERAL DIRECTORATE OF ENVIRONMENTAL QUALITY AND CLIMATE CHANGE. XUNTA DE GALICIA	Cimpor - Industria de Cimentos, SA - Soussels (Portugal)	RUA DOS TROVISCALIS, 10 (SOUSELAS), Portugal	R1		191210	09/17/2018	03/31/2018	
XERAL SUB-DIRECTION OF WASTE. XERAL DIRECTORATE OF ENVIRONMENTAL QUALITY AND CLIMATE CHANGE. XUNTA DE GALICIA	Procesoil, SL	EXTERIOR PORT OF FERROL S / N°, Ferrol, A Coruña	R5		130403 *	04/17/2017	04/12/2018	
CIRCULAR ECONOMY AND WATER SERVICE. GOVERNMENT OF NAVARRE	CHIPALA MEDIOAMBIENTE SL NIMA: 3109709003. Manager records number: 15G02097090032009 and 15G05097090032009	merkatondoa polygon C / Gebala 15 31200 Estella (Navarra) Spain	R12 Preparation of fuels derived from residues (CDR)	Shredding and blending	191210 high PCI treatment refusals	02/12/2016	02/11/2020	90000000Kg
General Directorate of Biodiversity, Environment and Climate Change	PROTECCIÓN MEDIOAMBIENTAL DEL	Pol. Ind. El Vallegón 41/44 39709	R4 / R5	decontamination, washing and recovery of the	150 110 *	01/19/2019	07/22/2023	

	CANTÁBRICO, SA NIMA: 3900016318 (PROM / CN / 116/00)	Castro Urdiales		container for reuse or recycling				
--	---	--------------------	--	--	--	--	--	--

Table 6-81: Spain, 2019 – Information on Decisions by Competent Authorities to Issue Pre-Consents (Article 14)

Competent authority	Recovery facility				Waste identification (code)	Period of validity		Revocation (date)
	Name and No	Address	Recovery operation R-code	Technologies employed		From	To	
General Directorate of Biodiversity, Environment and Climate Change	PROTECCIÓN MEDIOAMBIENTAL DEL CANTÁBRICO, SA NIMA: 3900016318 (PROM / CN / 116/00)	Pol. Ind. El Vallegón 41/44 39709 Castro Urdiales	R4 / R5	decontamination, washing and recovery of the container for reuse or recycling	150 110 *	01/19/2019	07/22/2023	
Calunya Waste Agency	DRUMS JP GARCÍA, SL E-945.06	PI PLA DE FOGARS C / LLEVANT, 25 08495 FOGARS DE LA SELVA	R3 / R4	reuse and regeneration of packaging	A4130 / B3010 / B1010 / B3026	10/07/2015	10/06/2023	
Calunya Waste Agency	CESPA GESTION DE RESIDUOS,	PI FREE ZONE C / 4 SECTOR C NO. 49 08040	R12	waste recovery for the preparation of	B3010 / B3020 / B3030 / B3035 /	05/24/2018	05/23/2024	

	SA E-174.96	BARCELON A		csr or cdr	B3050 / Y46			
Calunya Waste Agency	FERTIPOAL, SLU E- 1080.08	CTRA. N-II, KM 455,2 PI 8, PLOT 9 (DEPARTUR E SARCENIT) 25143 EL POLA, LLEIDA	R3	recovery of organic waste through composting	AC270	10/15/2018	10/14/2027	
Calunya Waste Agency	GESTIÓ I RECUPERA CIÓ DE TERRENYS, SA E-868.04	PARATGE DE MAGRELLS, S / N 43746 TIVISSA	R3 / R4 / R12	selection and classification of valuable elements such as paper, plastic, wood and scrap	B1010 / B1020 / B1030 / B1040 / B1050 / B3010 / B3020 / B3026 / B3027 / B3040 / B3050 / B3080 / B3140 / B4030	03/24/2017	03/31/2023	
Calunya Waste Agency	SA LIPMES E-52.93	CREU GUIXERA, S / N, 08258 MANRESA	R4	physicochemi cal processes	A1050 / A1060 / A1080 / B1080 / B1010 / B1100	03/01/2015	07/19/2019	

Calunya Waste Agency	SIRCAT E-966.07	PI JOERIA SUD SUBSECTOR A PARCEL.LA 2, 17150 SANT GREGORI	R4	sorting and pressing of oil filters	Residue not listed	01/01/2018	01/01/2028	
Calunya Waste Agency	SERVIDRUM IBERICA, SL E-60.94	DEPARTUR E VILAGRASS A, FINCA 10 43850 CAMBRILS TARRAGON A	R3 / R4 / R12	recovery of plastic and metal containers	A4130 / B3010 / B1010 / BEU04	01/01/2017	07/23/2020	
Calunya Waste Agency	ECOLOGIA QUIMICA, SA E-47.92	CTRA. C-35 KM60,7 08474 GUALBA BARCELON A	R2	distillation / rectification	A3050 / A3160 / A3080 / A3140 / A3170 / A3150 / A4070	04/15/2016	04/14/2023	
Calunya Waste Agency	EXIDE TECHNOLOGIES RECYCLING, SL E-106.95	CAMÍ DEL CEMENTIRI, S / N 17164 BONMATI GIRONA	R4	recovery of lead batteries by crushing and hydromachanical separation	A1160	07/19/2017	07/18/2026	
Calunya	ECOLÓGICA	MOLL	R3	treatment by	A3010	07/13/2017	07/12/2026	

Waste Agency	IBÉRICA Y MEDITERRANEA, SA E-49.92	D'INFLAMABLES, S / N 08039 BARCELONA		centrifugation of hydrocarbons				
Calunya Waste Agency	ECOLÓGICA IBÉRICA Y MEDITERRANEA, SA E-49.92	MOLL D'INFLAMABLES, S / N 08039 BARCELONA	R6	ammonia neutralization and removal treatment by stripping acid and base residues	A1060 / A1130 / A4090 / A4140 / B2120	07/13/2017	07/12/2026	
Calunya Waste Agency	DISTILLER, SA E-04.86	PI CAN BERNEDA-SUBIRÀ C / VALLÈS, S / N 08130 STA. PERPÈ TUA OF MOGODA BARCELONA	R3	decantation and / or distillation	A3050 / A3070 / A3080 / A3140 / A3150 / A3160 / A3170 / A4010 / A4030 / A4070 / A4140 / A4150 / B3110	03/25/2017	03/24/2027	
Calunya Waste Agency	DISTILLER, SA E-04.86	PI CAN BERNEDA-SUBIRÀ C / VALLÈS, S / N 08130 STA. PERPÈ TUA OF	R2	distillation / rectification	A3050 / A3070 / A3080 / A3140 / A3150 / A3160 / A3170 /	03/25/2017	03/24/2027	

		MOGODA BARCELON A			A4010 / A4030 / A4070 / A4140 / A4150 / B3110			
Calunya Waste Agency	RUSC VALORITZA CIÓ, SL E- 1020.08	C / RIBERA DEL CONGOST 50, 08520 LES FRANQUES ES DEL VALLÈSBA RCELONA	R12	recovery of sru incineration slag and foundry slag as well as metal waste and rubble by sorting and / or crushing	AB030	12/15/2018	12/14/2027	
Calunya Waste Agency	VALLS QUIMICA SAU E-31.90	PI VALLS, C / BASTERS, 1-3, 43800 VALLS, TARRAGON A	R2	solvent regeneration	A3140 / A3150	09/02/2019	09/01/2028	
Calunya Waste Agency	PROMOTOR A MEDITERR ANEA-2, SA E-843.04	CAMI DE PALOU, 2, PI CONGOST, 08170 MONTORNÈ S DEL VALLÈS, BARCELON A	R12	waste recovery for the preparation of csr or cdr	B3010 / B3020 / B3030 / B3035 / B3050 / B3040 / B3080 / A3120 / Y46	12/12/2019	12/11/2028	

Vice-Ministry for the Environment of the Castilla-La Mancha Community Board	CRM Synergies, SL NIMA: 4530001608	C / José Antonio s / n Pol.Ind.UAI 45183 Ventas de Retamosa (Toledo)	R4	valuation of metals	100804 160303 *	02/11/2019	02/10/2022	
Subdirectorato General of Waste. Xunta de Galicia	Recuperadora Gallega de Disolventes SL (REGADI)	Crta. A Salceda, nº 23, 36418 - Porriño (Orense)	R2	Solvent regeneration	140603 *	12/18/2019	12/19/2020	
Subdirectorato General of Waste. Xunta de Galicia	ARIDOS DO MENDO SL	CHAN DA SALGOSA Nº 43 - OLEIROS, 36457 - Salvaterra de Miño	R10	Land reclamation	100606	10/24/2018	10/24/2019	
Subdirectorato	ARIDOS DO	CHAN DA	R12 -	Exchange of	100606	11/12/2019	11/12/2020	

General of Waste. Xunta de Galicia	MENDO SL	SALGOSA N° 43 - OLEIROS, 36457 - Salvaterra de Miño		wastes for submission to any of the operations numbered R1-R11				
Subdirectorato General of Waste. Xunta de Galicia	PROCESOIL, SL.	Muiños 9, 15570 - Narón	R5	Recycling / reclamation of other inorganic materials	130403 *	02/19/2019	02/19/2020	
Subdirectorato General of Waste. Xunta de Galicia	SOMOZAS VALORIZACION DE LODOS-BIOGAS SL (SOLOGAS)	As Somozas Business Park, Ctra. CP-7010, Km 15, 15567 As Somozas, A Coruña	R3	Recovery of organic substances	161001 *	11/28/2018	11/18/2019	

Subdirectorato General of Waste. Xunta de Galicia	UTE PROTECCIÓN MEDIO AMBIENTAL SL AND CONTENEDORES DE LA CORUÑA SL	POLIGONO INDUSTRIAL AS SOMOZAS (A Coruña)	D9	unspecified physical chemical treatment	190304 *	10/10/2018	10/10/2019	
Subdirectorato General of Waste. Xunta de Galicia	UTE PROTECCIÓN MEDIO AMBIENTAL SL AND CONTENEDORES DE LA CORUÑA SL	POLIGONO INDUSTRIAL AS SOMOZAS (A Coruña)	D9	unspecified physical chemical treatment	100207 *	01/22/2019	01/22/2020	
Subdirectorato General of Waste. Xunta de Galicia	INGAROIL, SL	INDUSTRIAL AS SOMOZAS S / N, 15565 - Somozas (As)	R5	Recycling / reclamation of other inorganic materials	130703 *	04/11/2018	11/04/2020	

General Directorate of Biodiversity, Environment and Climate Change	PROTECCIÓN MEDIOAMBIENTAL DEL CANTÁBRICO, SA NIMA: 3900016318 (PROM / CN / 116/00)	Pol. Ind. El Vallegón 41/44 39709 Castro Urdiales	R4 / R5	decontamination, washing and recovery of the container for reuse or recycling	150 110 *	01/19/2019	07/22/2023
Calunya Waste Agency	DRUMS JP GARCÍA, SL E-945.06	PI PLA DE FOGARS C / LLEVANT, 25 08495 FOGARS DE LA SELVA	R3 / R4	reuse and regeneration of packaging	A4130 / B3010 / B1010 / B3026	10/07/2015	10/06/2023
Calunya Waste Agency	CESPA GESTION DE RESIDUOS, SA E-174.96	PI FREE ZONE C / 4 SECTOR C NO. 49 08040 BARCELONA	R12	waste recovery for the preparation of csr or cdr	B3010 / B3020 / B3030 / B3035 / B3050 / Y46	05/24/2018	05/23/2024
Calunya Waste Agency	FERTIPOAL, SLU E-1080.08	CTRA. N-II, KM 455,2 PI 8, PLOT 9 (DEPARTUR E SARCENIT) 25143 EL	R3	recovery of organic waste through composting	AC270	10/15/2018	10/14/2027

		POLA, LLEIDA						
Calunya Waste Agency	GESTIÓ I RECUPERA CIÓ DE TERRENYS, SA E-868.04	PARATGE DE MAGRELLS, S / N 43746 TIVISSA	R3 / R4 / R12	selection and classification of valuable elements such as paper, plastic, wood and scrap	B1010 / B1020 / B1030 / B1040 / B1050 / B3010 / B3020 / B3026 / B3027 / B3040 / B3050 / B3080 / B3140 / B4030	03/24/2017	03/31/2023	
Calunya Waste Agency	SA LIPMES E-52.93	CREU GUIXERA, S / N, 08258 MANRESA	R4	physicochemi cal processes	A1050 / A1060 / A1080 / B1080 / B1010 / B1100	03/01/2015	07/19/2019	
Calunya Waste Agency	SIRCAT E- 966.07	PI JOERIA SUD SUBSECTOR A PARCEL.LA 2, 17150 SANT GREGORI	R4	sorting and pressing of oil filters	Residue not listed	01/01/2018	01/01/2028	

Calunya Waste Agency	SERVIDRUM IBERICA, SL E-60.94	DEPARTUR E VILAGRASS A, FINCA 10 43850 CAMBRILS TARRAGON A	R3 / R4 / R12	recovery of plastic and metal containers	A4130 / B3010 / B1010 / BEU04	01/01/2017	07/23/2020	
Government of Navarra / Circular Economy and Climate Change Service	CHIPALA MEDIOAMBIENTE SL NIMA: 3109709003.	Polígono Merkatondoa C / Gebala 15 31200 Estella (Navarra) Spain	R12	Shredding and blending	191210	02/12/2016	02/11/2025	

Table 6-82: Sweden, 2016 – Information on Decisions by Competent Authorities to Issue Pre-Consents (Article 14)

Competent authority	Recovery facility		Recovery operation R-code	Technologies employed	Waste identification (code)	Period of validity		Revocation (date)
	Name and No	Address				From	To	
Swedish Environmental Protection Agency	Halmstads Energi och Miljö AB (Kristinehed)	Box 31, Kristinehed, 301 02 Halmstad	R1	Combustible fractions are incinerated and the energy recovered as district heating and electricity	Unlisted 191210 191212	2016-07-11	2026-12-31	

Table 6-83: Sweden, 2017 – Information on Decisions by Competent Authorities to Issue Pre-Consents (Article 14)

Competent authority	Recovery facility				Waste identification (code)	Period of validity		Revocation (date)
	Name and No	Address	Recovery operation R-code	Technologies employed		From	To	
Swedish Environmental Protection Agency	SYSAV Industri AB	Box 503 44 202 13 Malmö (Spillepeng Malmö, Burlöv och Lomma)	R12	Pre-treatment followed by treatment R1-R11	A3020 A4060 120112 130502* 130802* 130899 150202* 160107* 160708*	2017-08-17	2027-12-31	
			R1	Combustible fractions are incinerated, and the energy recovered as district heating and electricity	A3020 A4060 191211*			
	Stena Technoworld AB	Box 4088 400 40 Göteborg (Fyllinge 20:6, Stjärnarpsvägen 1)	R4/R5	Recycling of material, metals and inorganic substances Pretreatment and storage	Unlisted, GC020 160214 160216 191202 191203 191204 191212 200139 200140	2017-06-13	2027-12-31	
			R12/R13		Unlisted, GC020, A1180, A3180 1602 1912			

					2001			
	SAFT AB	Box 709 572 28 Oskarshamn (Jugner 9, Oskarshamn)	R4 R5	Recycling of material, metals and inorganic substances	A1170 160602 Unlisted 160606	2017- 06-13	2027- 12-31	
	Stena Recycling AB	Fiskehamnsgatan 8 400 40 Göteborg (Fyllinge 20:6, Halmstad)	R3 R4 R12	Recycling of material, metals and organic substances Pretreatment	Unlisted A3120 100299 100999 120199 160216 191001 191202 191203 191204 191205 191212 200139 200140	2017- 06-13	2027- 12-31	
	Fortum Waste Solutions AB	Norrtorp 692 85 Kumla	R1 R4 R5 R12 R1 R1	Combustible fractions are incinerated, and the energy recovered as district heating and electricity Recycling of material, metals, inorganic and organic substances Pretreatment	A1180 A2010 A3180 Unlisted 160209* 160210* 160215* 200135* A3140 A3150 A4070 080111* 080119* 080312* 080317*	2017- 08-14	2027- 12-31	

					080409* 080501* 200127* 150202* 150110* A3020 A4060 A4070 A4130 050105* 130301* 130899* 160107* 160708*			
			R1 R5		A3120 A3180 AC170 Unlisted 170204* 170902* 170903* 191003* 191004 191206* 191210 191211* A3140 A3150 A4010 A4060 080117* 130702* 130703* 140602*			
			R1					

			R1		140603* A4030 Unlisted 020108* 190813* A4010 070507* A4030 020108* 070413* A3190 A4090 A4140 A4150 160506* 160507* 160508*			
			R1					
			R1					
			R1					

Table 6-84: Sweden, 2018 – Information on Decisions by Competent Authorities to Issue Pre-Consents (Article 14)

Competent authority	Recovery facility				Waste identification (code)	Period of validity		Revocation (date)
	Name and No	Address	Recovery operation R-code	Technologies employed		From	To	
Swedish Environmental Protection Agency	Arc Metal AB	Värnavägen 11 81335 Hofors	R4	Recycling of metals	A2030 191211*	2018-03-13	2028-12-31	
			R4	Recycling of metals	B1130 191212			

Table 6-85: Sweden, 2019 – Information on Decisions by Competent Authorities to Issue Pre-Consents (Article 14)

Competent authority	Recovery facility				Waste identification (code)	Period of validity		Revocation (date)
	Name and No	Address	Recovery operation R-code	Technologies employed		From	To	
Swedish Environmental Protection Agency	E.ON Värme Sverige AB, Högbytorp	Energigatan 5 602 38 Norrköping, Sweden	R1	Combustible fractions are incinerated, and the energy recovered as district heating and electricity	AC170 191206* Y46 200301 Unlisted 191210 191212	2019-05-23	2029-12-31	
Swedish Environmental Protection Agency	Finspångs Tekniska Verka AB	Norrköpingsvägen 32, 612 80 Finspång, Sweden	R1	Combustible fractions are incinerated, and the energy recovered as	Y46 200301 Unlisted 191210	2019-01-24	2029-12-31	

				district heating and electricity	191212			
Swedish Environmental Protection Agency	Halmstads Energi och Miljö AB	Box 31, 301 02 Halmstad, Sweden	R1	Combustible fractions are incinerated, and the energy recovered as district heating and electricity	Y46 200301 Unlisted 191210 191212	2019-02-11	2029-12-31	
Swedish Environmental Protection Agency	Kuusakoski Sverige AB	Svedjevägen 6, 931 36 Skellefteå, Sweden	R4	Recycling of metals	Olistat/A1180 160213* 160214 160215* 160216 200135* 200136	2019-03-11	2029-12-31	
Swedish Environmental Protection Agency	Mälarenergi AB, Västerås Kraftvärmeverk	Box 14, 721 03 Västerås, Sweden	R1	Combustible fractions are incinerated, and the energy recovered as district heating and electricity	AC170 020103 020107 030101 030105 150103 170201	2019-01-17	2029-12-31	

					170204 191207 200138 200201 Unlisted 191204 191210 191212 Y46 200139 200301 200399			
Swedish Environmental Protection Agency	Möln dal Energi AB, Riskullaverket	431 53 Möln dal Aminigatan 21, Sweden	R1	Combustible fractions are incinerated, and the energy recovered as district heating and electricity	AC170 030301 170201 191207	2019-04-30	2029-12-31	
Swedish Environmental Protection Agency	Stena Recycling AB, Stjärnarpsvägen 1 Halmstad	Box 4088, 400 40 Göteborg Sweden	R3/R4/R1 2	Recycling of material, metals and organic substances Pretreatment	Unlisted/A1180 160213* 160214 160215*	2019-02-05	2029-12-31	

					160216 191001 191002 191211* 191212 200135* 200136			
Swedish Environmental Protection Agency	Stena Recycling AB, Stena Nordic Recycling Center, Stjärnarpsvägen, Halmstad	Fiskehamngatan 8, 400 40 Göteborg, Sweden	R3/R4/R1 2	Recycling of material, metals and organic substances Pretreatment	Unlisted/A3120 100299 100900 120199 160216 191001 191002 191004 191006 191202-05 191212 200139 200140	2019-02-05	2029-12-31	
Swedish Environment	Stena Recycling AB, PMR-	Fiskehamngatan 8, 400 40	R4/R5	Recycling of material, metals	Unlisted	2019-02-	2029-12-	

al Protection Agency	Process, Halmstad	Göteborg, Sweden			and inorganic substances	160214 160216 191202 191203 191204 191212 200139 200140 Unlisted/A1180/A3180 1602 1912 2001	05	31	
				R12/R13	Pretreatment/Storage				
Swedish Environmental Protection Agency	Stora Enso Paper AB, Hylte Mill	Gamla Nissastigen 314, Hyltebruk Sweden	14, 81	R1	Combustible fractions are incinerated, and the energy recovered as district heating and electricity	AC170 150103 170201 191206* 191207 191210 200137* 200138	2019-02-11	2029-12-31	

Swedish Environmental Protection Agency	Sundsvalls Energi AB	Sjöfartsvägen 1, 656 34 Sundsvall Sweden	R1	Combustible fractions are incinerated, and the energy recovered as district heating and electricity	Unlisted/Y46 <i>191210</i> <i>191212</i> <i>200301</i>	2019-01-16	2029-12-31	
Swedish Environmental Protection Agency	SYSAV and SYSAV Industri AB, Sjölunda, Malmö	Box 503, 202 13 Malmö Sweden	R1	Combustible fractions are incinerated, and the energy recovered as district heating and electricity	Y1 <i>18</i> Unlisted <i>191004</i> Y5/AC170 <i>191206*</i> Unlisted/AC170 <i>191207</i> <i>200138*</i> Unlisted/Y46 <i>191210</i> <i>200301</i>	2019-02-07	2029-12-31	
Swedish Environmental Protection Agency	SYSAV and SYSAV Industri AB, Sjölunda, Malmö	Box 503, 202 13 Malmö Sweden	R1	Combustible fractions are incinerated, and the energy recovered as district heating and	Unlisted <i>030399</i> A4020 <i>1801</i>	2019-09-09	2029-12-31	

				electricity. treatment storage	Pre- and	1802 Unlisted 191206* 191210 191212 191208 A3020 130502* 150202* 160107* 160708* A4060 130802* A3020/A4060 130899*			
Swedish Environment al Protection Agency	Söderenergi AB, Igelsta Värmeverk	Nynäsvägen 43, Box 7074, 152 27 Södertälje Sweden	R1	Combustible fractions are incinerated, and the energy recovered as district heating and electricity		AC170/Unlisted 020104 030105 030307 030308 150101 150102	2019 -01- 24	2029 -12- 31	

					150103 170201 170204* 191201 191204 191206* 191207 191210 191212 200101 200138 200139			
Swedish Environmental Protection Agency	Söderenergi AB, Igelsta Kraftvärmeverk	Nynäsvägen 43, Box 7074, 152 27 Södertälje Sweden	R1	Combustible fractions are incinerated, and the energy recovered as district heating and electricity	AC170/Unlisted 020104 030105 030307 030308 150101 150102 150103 170201 170204*	2019-01-24	2029-12-31	

					191201 191204 191206* 191207 191210 191212 200101 200138 200139			
Swedish Environmental Protection Agency	Tekniska Verken Linköping AB, Gärstadverket (0580-124-03)	Gärstadvägen 1, 582 75 Linköping, Sweden	R1	Combustible fractions are incinerated, and the energy recovered as district heating and electricity. Storage	AC170/Unlisted 170201 170204* 191204 191206* 191207 191210 191212 200137* 200138 Y46 200301 B3140	2019-01-31	2029-12-31	

					<i>160103</i>			
Swedish Environmental Protection Agency	Tekniska Verken Linköping AB, Kraftvärmeverket KV1 (0580-124-01)	Gärstadvägen 1, 582 75 Linköping, Sweden	R1	Combustible fractions are incinerated, and the energy recovered as district heating and electricity. Storage	AC170/Unlisted <i>170201</i> <i>191204</i> <i>191207</i> <i>191210</i> <i>191212</i> <i>200138</i> B3140 <i>160103</i>	2019-01-31	2029-12-31	
Swedish Environmental Protection Agency	Tekniska Verken Linköping AB, Kraftvärmeverket Katrineholm (0483-122)	Energigatan 3, 641 21 Katrineholm, Sweden	R1	Combustible fractions are incinerated, and the energy recovered as district heating and electricity. Storage	AC170/Unlisted <i>170201</i> <i>170204*</i> <i>191204</i> <i>191206*</i> <i>191207</i> <i>191210</i> <i>191212</i> <i>200137*</i> <i>200138</i>	2019-01-22	2029-12-31	
Swedish Environment	Vattenfall AB Heat Sweden,	Bolandsgatan 13, 753 23	R1	Combustible fractions are	Unlisted	2019-01-	2029-12-	

al Protection Agency	Uppsala (0380-60-016)	Uppsala, Sweden		incinerated, and the energy recovered as district heating and electricity	191210 191212 Y46 200301	16	31	
Swedish Environmental Protection Agency	Vilokan AB, Arlanda 3:1	Uddevallavägen 3, 452 31 Strömstad, Sweden	R3	Recycling of material, organic substances	AC080, Y42 160115	2019-01-28	2029-12-31	

Table 6-86: United Kingdom, 2016 – Information on Decisions by Competent Authorities to Issue Pre-Consents (Article 14)

Competent authority	Recovery facility			Waste identification (code)	Period of validity		Total pre-consent quantity /annum
	Name, Address and No	Recovery operation R-code	Technologies employed		From	To	
Environment Agency (GB)	A-Gas Limited Barnyard Road Portbury West Bristol BS20 7XH Tel: 01275 376600 Fax: 01275 376601 PC No. PCC/AGAS/03/12	R3	Phase separation (Reclamation of Refrigerant gases (HCFC, HFCs & CFCs) and Halon gases) Permit No. EPR/BP3390FS EAWML26163	AC150 (14 06 01) AC150 (14 06 01) AC160 (14 06 02)	25/04/2012	24/04/2016	200 MT (CFCs) 2250 MT (HCFCs, HFCs contaminated with mineral oil/ Halon gases)

Environment Agency (GB)	A-Gas Limited (UK) (REPLACEMENT) Barnyard Road Portbury West Bristol BS20 7XH Tel: 01275 376600 Fax: 01275 376601	R3	Phase separation Reclamation of refrigerant gases and halon gases for refrigeration and fire suppression	AC150 AC160 A3020 A3140 A3150 AC080 Not listed	30/09/2016	29/09/2026	11,500 MT
Environment Agency (GB)	BOC Limited Hobson Way Stallingborough Grimsby North East Lincs DN41 8DZ Tel: 01469 577977 PC No. PCC/BOC/2015	R13 R3 R5	Interim reclamation stage – all performed on same site – leading to one of below Reclaimed through Hudson Technologies equipment 'zuggibeast'. All impurities, moisture and oil removed and returned to virgin specification Permit No. EPR/PP3935LN	Not listed / AC150 (14 06 01)	03/10/2015	02/10/2025	30 MT
Environment Agency	Eco-Option Ltd (UK)	R5	Neutralisation and treatment to	A4090 (06 01 01*,06 01	26/07/2016	25/07/2026	68000T

(GB)	Eco-Option House Lostock Works Griffiths Road Northwich Cheshire CW9 0XU Email:leo.pj.nevels @eco-option.co.uk Tel:01606 359 700 PCC/ECO/2016		precipitate heavy metal contaminants	04*, 06 01 05*, 06 02 03*, 06 03 13*) B2120 (06 03 14*)			20000T
------	--	--	---	--	--	--	--------

Environment Agency (GB)	Enlightened Lamp Recycling Ltd 11 Ormside Way Holmethorpe Industrial Estate Redhill RH1 2LW Tel: 01737 826500 PC No: PCC/ELR/07/14	R4	Retort Distillation (Recovery of Mercury) Permit No. GP3339BE	A1030 (20 01 21)	25/07/2014	24/07/2018	500 MT
Environment Agency (GB)	Future Industrial Services Limited East Ord Industrial Estate Berwick-upon-Tweed Northumberland TD15 2XF Tel: 01289 330347 PC No: PCC/FIS/07/14	R4 R5	High temperature reaction with sodium hydroxide Recovery of copper oxide, ammonia solution, ammonium chloride Permit No. KP3937TY	A1130 (11 02 05*)	13/08/2014	12/08/2018	200 MT
Environment Agency (GB)	G & P Batteries Limited Crescent Works Industrial Park Willenhall Road Darlaston Wednesbury West Midlands WS10 8JR Tel: 0121 568 3200 Fax: 0121 568 3201	R13 R4	Inspection and sorting of batteries. Storage of batteries. Decontamination and stripping of steel cases. Manual dismantling and stripping down of accumulator units. Removal of electrolyte	A1160 (16 06 01*)	23/06/2014	22/06/2018	75000 MT

	PC No: PCC/G&P/03/14		Permit No. EPR DP3292LC				
Environment Agency (GB)	Genuine Solutions Group PLC Solutions House Unit 1 HQ3 223 Hook Rise South Surbiton Surrey KT6 7LD Tel: 0203 1770000 /0203 1770125 Fax: 0203 1770029 PC No: PCC/GEN/03/13	R5	Treatment consisting of only sorting, dismantling, separation, repair of refurbishment, of waste into different components for recovery. Permit No. EPR/GB3434AS	Not Listed (20 01 35*)	13/05/2013	12/05/2017	1,000 MT
Environment Agency (GB)	H J Enthoven & Sons Limited Darley Dale Smelter South Darley Matlock Derbyshire DE4 2LP Tel: 01629 733291/ 01629 734721 Fax:01629 732386 PC No: PCC/HJE/04/14 PCC/HJE/2016 (modification)	R4 R13	Reverberatory and Rotary Furnace Permit No. BL5598IR	A1160 (16 06 01*) A1020 (16 06 01*) A1170	26/06/2014	25/06/2018	20000 MT 1200 MT

Environment Agency (GB)	JBM International Limited Kingsilver Refinery Hixon Staffordshire ST18 0PY Tel: 01889 271491 Fax: 01889 271191 PC No: PCC/JBMI/08/12	R4	Milling and Tilting rotary furnace	Unassigned (10 03 04) A4050	12/10/2012	11/12/2016	4500 MT
		R5	Sorting; Screening; Magnetic separation + Chemical Homogenisation; Water conditioning + Laboratory testing	(16 11 01) AA010 (10 09 11) AB120 (10 03 21) Unassigned (16 11 03)			6000 MT
			Permit No. EPRDP3236TJ				1,000 MT
							2000 MT
Environment Agency (GB)	JBMI Group Limited Sarah Babb (REPLACEMENT) Kingsilver Refinery Hixon Staffordshire ST18 0PY Tel: +44 1889 271491 Fax: +44 1889 271191 Email: sarah.babb@jbmi.com PC No. PCC/JBMI/2016	R4	Milling and Tilting rotary furnace	Not Listed (10 03 04*)	23/02/2017	26/10/2026	4500 MT
		R5	Reclamation/Recycling of organic materials & other inorganics				6000 MT
		R4	Milling and Tilting rotary furnace	Not Listed (10 03 15*)			1,000 MT
		R5	Reclamation/Recycling of organic materials & other inorganics				2000 MT
							500 MT
							11,500MT
							15,000t

Environment Agency (GB)	JBR Recovery Limited Argentor House Oldbury Road West Bromwich West Midlands B70 9BS Tel: 0121 5251691 Fax: 0121 5533107 PC No: PCC/JBR/12/14	R4	Incineration, Calcining Wet conditioning Smelting, Cupellation, Electrolytic refining, Chemical recovery Permit No. BJ9878IQ	AD090 (09 01 99) AD090 (09 01 06) AD120 (09 01 06) A4140 (09 01 06) A1020 (15 01 04)	02/03/2015	01/03/2019	1500MT 500 MT 50 MT 50 MT 60MT
Environment Agency (GB)	Johnson Matthey Plc Brimmsdown Site 33 Jeffreys Road Brimmsdown Enfield Middlesex EN4 7PW Tel: 0208 211 2500 Fax: 0208 211 2641 PC No: PCC/JMP/2015	R4 R8	Evaluation – processing of incoming raw materials into a form that can be readily sampled Smelting – separation of non-metals from metals. Resulting bullion is then partially refined by selective oxidation Chemicals – removal of base metals contaminants from partially refined bullion. Separation of silver and gold from platinum group metals	AB030 AB070 AB120 AB130 AD090 AC250 AD120 A1010 A1020 A1030 A1040 A1050 A1060 A1080 A1090 A1100 A1120 A1150 A2030 A3050 A3140 A3150 A3190	24/09/2015	23/09/2025	50MT 5MT 100MT 200MT 1MT 5MT 50MT 20MT 1750MT 1,000MT 1MT 5MT 10MT 1MT 10MT 1MT 10MT 100MT 4000MT 10MT 5MT 5MT 10MT

			Permit No. VP3430BN	A4010 A4030 A4070 A4090 A4120 A4140 A4160 Refer to Annex 1			400MT 10MT 20MT 100MT 50MT 20MT 10MT
--	--	--	------------------------	--	--	--	--

Environment Agency (GB)	<p>Mastermelt Refining Services Limited Staden Lane Ashbourne Road Buxton Derbyshire SK17 9RZ Tel: 01298 766900 Fax: 01298 826966</p> <p>PC No: PCC/MRS/0313</p>	R4	<p>Recycling of metal and metal compounds</p> <p>Permit No. BL1312, PP3031LC, BX1217, BL1312/V004</p>	<p>AB030/ A1020 B1010 (15 02 02*/ 15 01 10*/ 06 04 05*) GB040/ A1020, B1010 (10 07 01/ 10 07 04) AB030, B1010 (11 01 98* 11 01 99 11 01 06* 11 01 09 11 01 10 11 01 11* 11 01 16* 12 01 99 16 02 14 16 02 16 16 08 01 19 02 03)</p>	22/04/2013	21/04/2016	<p>270 MT 5 MT 30 MT</p> <p>20MT 30 MT</p> <p>100 MT 100MT 25MT 25MT 20MT 20 MT 20 MT 20 MT 20 MT 20 MT 20 MT 20 MT</p>
Environment Agency (GB)	<p>Mastermelt Refining Services Limited (REPLACEMENT) Staden Lane Ashbourne Road Buxton Derbyshire SK17 9RZ Tel: 01298 766900 Fax: 01298 826966</p>	R4	<p>Recycling of metal and metal compounds</p>	<p>AB030 A1020 B1010 GB040</p>	02/08/2016	01/08/2020	900MT

	Fax: + 44 1298 826966						
	PC No PCC/MRS/2016						
Environment Agency (GB)	Oil Salvage Ltd Lyster Road Bootle Merseyside L20 1AS Tel: 0151 9334084 PC No: PCC/OSL/11/14	R3 R5 R9 R4	-Blending -Filtration centrifuging -Blending with a cleaning solvent dewatering of waste oil and recovery of solvent, Evaporation Crushing and /or shredding of drums and oil filters Permit No. EPR/MP3734SC/V003	A1160 A3020 AC080 A4060 A4070 Refer to Annex 2	08/12/2014	07/12/2018	500T 40000T 1,000T 30000T 1,0000T
Environment Agency (GB)	Re-Group (Reclaim) Ltd Ann Watson Street Stoneferry Hull HU7 0BH Tel: 01482 879666 Fax: 01482 879676 PC No: PCC/RRL/07/15	R3 R9	Heat treatment Differential settlement Filtration Permit No. FP3630MZ	A3020 (01 05 – 20 01)	17/08/2015	16/08/2019	25,000 MT 1,0000 MT

Environment Agency (GB)	Remondis UK Limited Carr Lane Recycling and Treatment Facility Carr Lane Prescot Knowsley L34 1JZ PC No: PCC/REM/03/13	R4	Chemical precipitation (Recovery of metal - Silver) Permit No. EPR/UP3134HY	AD090 (09 01 01* 09 01 02* 09 01 04* 09 01 05* 18 01 06* 18 02 05* 20 01 17*)	08/04/2013	07/04/2017	200,000 LITRES
Environment Agency (GB)	Teleplan & White Electronics BV Langstone Technology Park Langstone Raod Havant PO9 1SA Tel: 023 9244 4559 PC No. PCC/TWE/12/14	R4 R5	Manual dismantling process Permit No. AB3203HA	Not listed / GC020 (20 01 36 / 16 02 14)	05/01/2015	04/01/2019	2100MT
Environment Agency (GB)	Teleplan Colchester Ltd Roman House Cowdray Centre Mason Road Colchester CO1 1BX Tel: 01206 785028 PC No. PCC/Tele/24_04	R4 R5	Manual sorting and dismantling Permit No. AB3108TN	GC020 (16 02 14)	09/07/2014	08/07/2018	1400MT
Environment	Tradebe Ltd Hendon Dock	R2	Recovery of solvents by distillation	A3020 A3070	10/11/2015	09/11/2025	500 MT 500 MT

Agency (GB)	Process Plant Hendon Dock Sunderland SR1 2ES Tel: 01524 853053 Fax: 01524 851284 PC No. PPC/TRADHD/20 15		techniques Permit No. BV4673IM	A3080 A3140 A3150 A3160 A4010 A4030 A4040 A4060 A4070			2000 MT 20,000 MT 5,000 MT 15,000 MT 20,000 MT 10,000 MT 2000 MT 1,000 MT 1,000 MT
Environment Agency (GB)	Tradebe Ltd Knottingley Site Weeland Road Knottingley WF11 8DZ Tel: 01524 853053 Fax: 01524 851284 PC No: PCC/TRADKNOT /2015	R2	Recovery of solvents by distillation techniques Permit No. EPR/TP3334SF/V00 3	A3020 A3070 A3080 A3140 A3150 A3160 A4010 A4030 A4040 A4060 A4070	10/11/2015	09/11/2025	3000 MT 500 MT 500 MT 15,000 MT 15,000 MT 10,000 MT 10,000 MT 500 MT 5000 MT 5000 MT 10,000 MT
Environment Agency (GB)	Tradebe Ltd Morecambe Site Middleton Road Morecambe Lancashire LA3 3JW Tel: 01524 853053 Fax: 01524 851284 PC No: PCC/TRADMOR/ 2015	R2	Recovery of solvents by distillation techniques Permit No. BL7302ID	A3020 A3070 A3080 A3140 A3150 A3160 A4010 A4030 A4040 A4060 A4070	10/11/2015	09/11/2025	5000 MT 500 MT 7000 MT 15,000 MT 15,000 MT 12,000 MT 12,000 MT 15,000 MT 3000 MT 12,000 MT 12,000 MT
Environment	Tradebe Ltd North Tyne Site	R2	Recovery of solvents by distillation	A3020 A3070	10/11/2015	09/11/2025	500 MT 500 MT

Agency (GB)	Hayhole Road North Shields NE29 6DY Tel: 01524 853053 Fax: 01524 851284 PC No: PCC/TRADNTYN E/2015		techniques Permit No. BV4665IG	A3080 A3140 A3150 A3160 A4010 A4030 A4040 A4060 A4070			2000 MT 10,000 MT 1,000 MT 10,000 MT 8000 MT 1,000 MT 1,000 MT 1,000 MT 1,000 MT
Environment Agency (GB)	Tradebe Ltd Rye Harbour Lime Kiln Works Rye Harbour TN31 7TE Tel: 01524 853053 Fax: 01524 851284 PC No: PCC_TSR_Rye_02 _15	R2	Recovery of solvents by distillation techniques Permit No. GP3437PL	A3020 A3070 A3080 A3140 A3150 A3160 A4010 A4030 A4040 A4060 A4070	25/03/2015	24/03/2019	500 MT 500 MT 2000 MT 20,000 MT 5000 MT 15,000 MT 20,000 MT 10,000 MT 2000 MT 1,000 MT 1,000 MT
Environment Agency (GB)	Veolia Ian Porter Veolia Great Yarmouth Decommissioning Facility South Beach Parade Great Yarmouth NR30 2QD Ian.PORTER@VE OLIA.COM 01482 894 383 PCC/VES/GTY/20	R4 R9	Metal to be cut to 5 foot length Metal decontaminated in the decontamination unit (oils) The contamination could be N.O.R.M.	B1010 (17 04 07) Not Listed: 17 04 09, 17 06 01, Not listed	08/01/2016	07/01/2026	30,000 MT 100,000 MT 100 tonnes 200 m3

	15						
--	----	--	--	--	--	--	--

Department of Agriculture, Environment and Rural Affairs Northern Ireland	Regen Waste Ltd	Unit 7 Shepherds Drive, Carnbane Industrial Estate, Newry, Co. Down BT35 6JQ	R3 R4 R5	Material segregation	Unassigned (15 01 01 15 01 02 15 01 06 15 01 07 15 01 09 20 01 01 20 01 02 20 01 39 20 01 40)	12/08/2017	
Department of Agriculture, Environment and Rural Affairs Northern Ireland	Granville Ecopark Ltd	Granville Industrial Estate, Dungannon, Co. Tyrone	R1 R3	Anaerobic digestion	Unassigned (20 01 08 20 02 01 20 01 25)	11/02/2016	
Natural Resources Wales	Entrec Ltd	Redwither Road, Wrexham Industrial Estate, Wrexham LL13 9RD	R4	Recycling of metals/ physical sorting and mechanical stripping/ granulation	A1190	04/02/2015	
Natural Resources Wales	EnviroWales Ltd	Plateaux 1 & 2, Rassau Industrial Estate, Ebbw Vale, Blaenau Gwent NP23 5SD	R3 R4	Recycling/ reclamation of metals and metal compounds Smelting/ refining	A1160 A4090 A1010 A1020 A1160	21/09/2015	
Natural	Harp International	Gellihirion	R3		AC150	18/02/2016	

Resources Wales	Ltd	Industrial Estate, Pontypridd, Rhondda Cynon Taff CF37 5SX	R13				
--------------------	-----	---	-----	--	--	--	--

Table 6-87: Table 6 87: United Kingdom, 2017 – Information on Decisions by Competent Authorities to Issue Pre-Consents (Article 14)

Competent authority	Recovery facility		Recovery operation R-code	Technologies employed	Waste identification (code)	Period of validity		Total pre-consent quantity /annum
	Name, Address and No					From	To	
Environment Agency (GB)	A-Gas (UK) Limited Barnyard Road Portbury West Bristol BS20 7XH Tel: 01275 376600 Fax: 01275 376601		R3	Phase separation Reclamation of refrigerant gases and halon gases for refrigeration and fire suppression	AC150 AC160 A3020 A3140 A3150 AC080 Not listed	30/09/2016	29/09/2026	11,500 MT
Environment Agency (GB)	BOC Limited Hobson Way Stallingborough Grimsby North East Lincs DN41 8DZ Tel: 01469 577977 PC No. PCC/BOC/2015		R13, R3, R5	Interim reclamation stage – all performed on same site – leading to one of below: Reclaimed through Hudson Technologies equipment ‘zuggibeast’. All impurities, moisture and oil removed and returned	Not listed / AC150 (14 06 01)	03/10/2015	02/10/2025	30 MT

			to virgin specification Permit No. EPR/PP3935LN				
Environment Agency (GB)	Eco-Option (UK) Ltd Eco-Option House Lostock Works Griffiths Road Northwich Cheshire Email:leo.pj.nevels@e co-option.co.uk Tel:01606 359 700 PCC/ECO/2016	R5	Neutralisation and treatment to precipitate heavy metal contaminants	A4090 (06 01 01*,06 01 04*, 06 01 05*, 06 02 03*, 06 03 13*) B2120 (06 03 14*)	26/07/20 16	25/07/2026	68000T 20000T
Environment Agency (GB)	Genuine Solutions Group PLC Peter Johnston Solutions House Unit 1 HQ3 223 Hook Rise South Surbiton Surrey KT6 7LD Tel: 0203 1770125 Fax: 0203 1770029 Email: peter@gsgplc.co.uk PC No. PCC/GEN/03/13	R5	Treatment consisting of only sorting, dismantling, separation, repair of refurbishment, of waste into different components for recovery.	Not Listed (EWC 20 01 35* & 16 02 14)	13/10/20 17	12/10/2020	1,000 MT
Environment Agency (GB)	JBMI Group Limited Sarah Babb (REPLACEMENT) Kingsilver Refinery Hixon	R4, R5	Milling and Tilting rotary furnace Reclamation/Recycling of organic materials &	Not Listed (10 03 04*)	23/02/20 17	26/10/2026	11,500M T

	Staffordshire ST18 0PY Tel: +44 1889 271491 Fax: +44 1889 271191 Email: sarah.babb@jbmi.com PC No. PCC/JBMI/2016		other inorganics Milling and Tilting rotary furnace Reclamation/Recycling of organic materials & other inorganics	Not Listed (10 03 15*)			15,000t
Environment Agency (GB)	JBR Recovery Limited Argentor House Oldbury Road West Bromwich West Midlands B70 9BS Tel: 0121 5251691 Fax: 0121 5533107 PC No: PCC/JBR/12/14	R4	Incineration, Calcining Wet conditioning Smelting, Cupellation, Electrolytic refining, Chemical recovery Permit No. BJ9878IQ	AD090 (09 01 99) AD090 (09 01 06) AD120 (09 01 06) A4140 (09 01 06) A1020 (15 01 04)	02/03/20 15	01/03/2019	1500MT 500 MT 50 MT 50 MT 60MT
Environment Agency (GB)	Johnson Matthey Plc Brimdown Site 33 Jeffreys Road Brimdown Enfield Middlesex EN4 7PW Tel: 0208 211 2500 Fax: 0208 211 2641	R4, R8	Evaluation – processing of incoming raw materials into a form that can be readily sampled Smelting – separation of non-metals from metals. Resulting bullion is then partially refined by selective oxidation	AB030 AB070 AB120 AB130 AD090 AC250 AD120 A1010 A1020 A1030	24/09/20 15	23/09/2025	50MT 5MT 100MT 200MT 1MT 5MT 50MT 20MT 1750MT 1,000MT

	PC PCC/JMP/2015	No:		Chemicals – removal of base metals contaminants from partially refined bullion. Separation of silver and gold from platinum group metals	A1040 A1050 A1060 A1080 A1090 A1100 A1120 A1150 A2030 A3050 A3140 A3150 A3190 A4010 A4030 A4070 A4090 A4120 A4140 A4160			1MT 5MT 10MT 1MT 10MT 1MT 10MT 100MT 4000MT 10MT 5MT 5MT 10MT 400MT 10MT 20MT 100MT 50MT 20MT 10MT
Environment Agency (GB)	Mastermelt Services	Refining Limited	R4	Recycling of metal and metal compounds	AB030, A1020, B1010, GB040	02/08/20 16	01/08/2020	900MT
	Staden Ashbourne Buxton Derbyshire SK17	Lane Road 9RZ						
	Tel: 01298 766900							
	Fax: 01298 826966							
	Fax: + 44 1298 826966							

	PC No PCC/MRS/2016						
Environment Agency (GB)	Oil Salvage Ltd Lyster Road Bootle Merseyside L20 1AS Tel: 0151 9334084 PC No: PCC/OSL/11/14	R3, R5, R9, R4	Blending -Filtration centrifuging -Blending with a cleaning solvent dewatering of waste oil and recovery of solvent, Evaporation Crushing and /or shredding of drums and oil filters Permit No. EPR/MP3734SC/V003	A1160 A3020 AC080 A4060 A4070	08/12/20 14	07/12/2018	500T 40000T 1,000T 30000T 1,0000T
Environment Agency (GB)	Re-Group (Reclaim) Ltd Ann Watson Street Stoneferry Hull HU7 0BH Tel: 01482 879666 Fax: 01482 879676 PC No: PCC/RRL/07/15	R3 R9	Heat treatment Differential settlement Filtration Permit No. FP3630MZ	A3020 (01 05 – 20 01)	17/08/20 15	16/08/2019	25,000 MT 1,0000 MT
Environment Agency (GB)	ReGroup (ReClaim) Limited Air Street Site Air Street Hull	R3	De-ashing, dehydrating by heating, and filtering/centrifuging	A3020	02/06/20 17	01/06/2020	24,000T

	HU5 1RR						
Environment Agency (GB)	RS BRUCE (METALS & MACHINERY) LTD ALAN HIDES MARCH STREET SHEFFIELD S9 5DQ ALAN.HIDES@RSBR UCE.COM	R8	Catalyst Recovery	AB030 AB070 AB120 AB130 AC250 AD090 AD120 A1010 A1020 A1030 A1040 A1050 A1060 A1080 A1090 A1100 A1120 A1150 A2030 A3050 A3140 A3150 A3190 A4010 A4030 A4030 A4090 A4140 A4160 Refer to Annex 4	13/10/20 16	12/10/2026	50T 5T 100T 100T 1T 5T 50T 20T 400T 500T 1T 5T 10T 1T 10T 1T 10T 100T 1,000T 10T 5T 5T 10T 400T 10T 10T 100T 20T 10T

Environment Agency (GB)	Teleplan & White Electronics BV Langstone Technology Park Langstone Raod Havant PO9 1SA Tel: 023 9244 4559 PC No. PCC/TWE/12/14	R4 R5	Manual dismantling process Permit No. AB3203HA	Not listed / GC020 (20 01 36 / 16 02 14)	05/01/2015	04/01/2019	2100MT
Environment Agency (GB)	Trackwork Ltd Mark Waind Sandall Lane Kirk Sandall Lane Industrial Estate Doncaster DN3 1RA	R3	Sorting of Railway Sleepers	AC170 17 02 04*	10/04/2017	09/04/2027	1,000MT
Environment Agency (GB)	Tradebe Ltd Hendon Dock Process Plant Hendon Dock Sunderland SR1 2ES Tel: 01524 853053 Fax: 01524 851284 PC No. PPC/TRADHD/2015	R2	Recovery of solvents by distillation techniques Permit No. BV4673IM	A3020 A3070 A3080 A3140 A3150 A3160 A4010 A4030 A4040 A4060 A4070	10/11/2015	09/11/2025	500 MT 500 MT 2000 MT 20,000 MT 5,000 MT 15,000 MT MT 20,000 MT MT 10,000 MT MT 2000 MT 1,000 MT 1,000 MT

<p>Environment Agency (GB)</p>	<p>Tradebe Ltd Knottingley Site Weeland Road Knottingley WF11 8DZ Tel: 01524 853053 Fax: 01524 851284</p> <p>PC No: PCC/TRADKNOT/2015</p>	<p>R2</p>	<p>Recovery of solvents by distillation techniques</p> <p>Permit No. EPR/TP3334SF/V003</p>	<p>A3020 A3070 A3080 A3140 A3150 A3160 A4010 A4030 A4040 A4060 A4070</p>	<p>10/11/2015</p>	<p>09/11/2025</p>	<p>3000 MT 500 MT 500 MT 15,000 MT 15,000 MT 10,000 MT 10,000 MT 10,000 MT 500 MT 5000 MT 5000 MT 10,000 MT MT</p>
<p>Environment Agency (GB)</p>	<p>Tradebe Ltd Morecambe Site Middleton Road Morecambe Lancashire LA3 3JW Tel: 01524 853053 Fax: 01524 851284</p> <p>PC No: PCC/TRADMOR/2015</p>	<p>R2</p>	<p>Recovery of solvents by distillation techniques</p> <p>Permit No. BL7302ID</p>	<p>A3020 A3070 A3080 A3140 A3150 A3160 A4010 A4030 A4040 A4060 A4070</p>	<p>10/11/2015</p>	<p>09/11/2025</p>	<p>5000 MT 500 MT 7000 MT 15,000 MT 15,000 MT 12,000 MT 12,000 MT 12,000 MT 15,000 MT 15,000 MT 3000 MT 12,000 MT MT 12,000 MT</p>

							MT
Environment Agency (GB)	Tradebe Ltd North Tyne Site Hayhole Road North Shields NE29 6DY Tel: 01524 853053 Fax: 01524 851284 PC No: PCC/TRADNTYNE/2 015	R2	Recovery of solvents by distillation techniques Permit No. BV4665IG	A3020 A3070 A3080 A3140 A3150 A3160 A4010 A4030 A4040 A4060 A4070	10/11/2015	09/11/2025	500 MT 500 MT 2000 MT 10,000 MT 1,000 MT 10,000 MT 8000 MT 1,000 MT 1,000 MT 1,000 MT 1,000 MT
Environment Agency (GB)	Tradebe Ltd Rye Harbour Lime Kiln Works Rye Harbour TN31 7TE Tel: 01524 853053 Fax: 01524 851284 PC No: PCC_TSR_Rye_02_15	R2	Recovery of solvents by distillation techniques Permit No. GP3437PL	A3020 A3070 A3080 A3140 A3150 A3160 A4010 A4030 A4040 A4060 A4070	25/03/2015	24/03/2019	500 MT 500 MT 2000 MT 20,000 MT 5000 MT 15,000 MT 20,000 MT 10,000 MT 2000 MT 1,000 MT 1,000 MT
Environment Agency (GB)	Veolia Ian Porter Veolia Great Yarmouth	R4	Metal to be cut to 5 foot length	B1010 (1704 07)	08/01/2016	07/01/2026	30,000 MT

	Decommissioning Facility South Beach Parade Great Yarmouth NR30 2QD Ian.PORTER@VEOLIA.COM 01482 894 383 PCC/VES/GTY/2015	R9	Metal decontaminated in the decontamination unit (oils) The contamination could be N.O.R.M.	Not Listed: 17 04 09, 17 06 01, Not listed			100,000 MT 100 tonnes 200 m3
Department of Agriculture, Environment and Rural Affairs Northern Ireland	Regen Waste Ltd Unit 7 Shepherds Drive, Carnbane Industrial Estate, Newry, Co. Down BT35 6JQ	R3, R4, R5	Material segregation	Unassigned (15 01 01, 15 01 02, 15 01 06, 15 01 07, 15 01 09, 20 01 01, 20 01 02, 20 01 39, 20 01 40)	12/08/2017	11/08/2020	
Department of Agriculture, Environment and Rural Affairs Northern Ireland	Granville Ecopark Ltd Granville Industrial Estate, Dungannon, Co. Tyrone	R1, R3	Anaerobic digestion	Unassigned (20 01 08, 20 02 01, 20 01 25)	11/02/2016	10/02/2019	
Natural Resources Wales	Entrec Ltd Redwither Road, Wrexham Industrial Estate, Wrexham LL13 9RD	R4	Recycling of metals/physical sorting and mechanical stripping/granulation	A1190	04/02/2015	03/02/2018	

Natural Wales	Resources	EnviroWales Ltd Plateaux 1 & 2, Rassau Industrial Estate, Ebbw Vale, Blaenau Gwent NP23 5SD	R3, R4	Recycling/ reclamation of metals and metal compounds Smelting/ refining	A1160 A4090 A1010 A1020 A1160	21/09/2015	20/09/2018	
Natural Wales	Resources	Harp International Ltd Gellihirion Industrial Estate, Pontypridd, Rhondda Cynon Taff CF37 5SX	R3, R13		AC150	18/02/2016	17/02/2019	

Table 6-88: United Kingdom, 2018 – Information on Decisions by Competent Authorities to Issue Pre-Consents (Article 14)

Competent authority	Recovery facility			Technologies employed	Waste identification (code)	Period of validity		Total pre-consent quantity /annum
	Name, Address and No	Recovery operation R-code				From	To	
Environment Agency (GB)	A-Gas (UK) limited Andrew Cook Barnyard Road Portbury West Bristol BS20 7XH Tel: 01275 376600 Fax: 01275 376601 PCC/AGA/2016	R3		Phase separation, reclamation of refrigerant gases and halon gases for refrigeration and fire suppression	AC150 AC160 A3020 A3140 A3150 AC080 Not listed	30/09/2016	29/09/2026	

Environment Agency (GB)	BOC Limited Hobson Way Stallingborough Grimsby North East Lincolnshire DN41 8DZ Tel: 01469 577977 PC No. PCC/BOC/2015	R13 R3 R5	Interm reclamation stage - all performed on same site - leading to one of below: reclaimed through Hudson Technologies equipment 'zuggibeast'. All impurities, moisture and oil removed and returned to virgin specification. Permit No. EPR/PP3935LN	Not listed/AC150 (14 06 01)	25/09/2015	24/09/2025
Environment Agency (GB)	Britannia Refined Metals Ltd Jeff Henderson Botany Road Northfleet Kent DA11 8BG Tel: 01474 538200 PCC/BRM/2018	R4	Metal Recovery	A1020 100405*	01/03/2019	28/02/2029
Environment Agency (GB)	Eco-Option (UK) Ltd Eco-Option House Lostock Works Griffiths Road Northwich Cheshire CW9 0XU Email: leo.pj.nevels@eco-	R5	Neutralisation and treatment to precipitate heavy metal contaminants	A4090 (06 01 01*, 06 01 04*, 06 01 05*, 06 02 03*, 06 03 13*) B2120 (06 03	26/07/2016	25/07/2026

	option.co.uk Tel: 01606 359 700 PCC/ECO/2016			14*)			
Environment Agency (GB)	Genuine Solutions Group PLC Peter Johnston Solutions House Unit 1 HQ3 223 Hook Rise South Surbiton Surrey KT6 7LD Tel: 02031 770 125 Fax: 02031 770 029 PC No. PCC/GEN/03/13	R5	Treatment consisting of only sorting, dismantling, separation, repair of refurbishment, of waste into different components for recovery	Not Listed (EWC 20 01 35* & 16 02 14)	13/10/2017	12/10/2020	
Environment Agency (GB)	H J Enthoven & Sons Ltd Darley Dale Smelter South Darley Matlock Derbyshire DE4 2LP Tel: +441629 734721 Fax: +441629 732386 PCC/HJE/2018/amdMay19	R4	Rotary Furnace	A1160 (160601*) A1020 (100402*) A1020 (191005*)	09/05/2018	25/06/2028	
Environment Agency (GB)	HJ Enthoven Ltd t/a G&P Batteries Crescent Works Industrial Park Willenhall Road Darlaston	R12	Inspection, storage and sorting of batteries prior to recycling	A1160 (16 06 01*) A1170 (16 06 02*)	16/05/2018	15/05/2028	

	<p>Wednesbury West Midlands WS10 8JR Tel: 0121 568 3204 Email: nicola.kerr@g-pbatt.co.uk</p>							
Environment Agency (GB)	<p>JBMI Group Limited Sarah Babb Kingsilver Refinery Hixon Staffordshire ST18 0PY Tel: +441889 271191 Fax: +441889 271191 PC No. PCC/JBMI/2016</p>	R4	Milling and tilting rotary furnace	Not Listed (10 03 04*)				
		R5	Reclamation/recycling of organic materials and other inorganics		23/02/2017	26/10/2026		
		R4	Milling and tilting rotary furnace	Not Listed (10 03 15*)				
		R5	Reclamation/recycling of organic materials and other inorganics					
Environment Agency (GB)	<p>JBR Recovery Limited Argentor House Oldbury Road West Bromwich West Midlands B70 9BS Tel: +44121 525 1691 Fax: +44121 553 3107 PC No. PPC/JBR/2019</p>	R4	Incineration, Calcining, Wet conditioning, Smelting, Cupellation, Electrolytic refining, Chemical recovery	AD090 (09 01 99) AD090 (09 01 06) AD120 (09 01 06) A4140 (09 01 06) A1020 (15 01 06)	10/05/2019	09/05/2029		

	Email: adam.ward@jbr.co.uk			10)		
Environment Agency (GB)	Johnson Matthey Plc Brimsdown Site 33 Jeffreys Road Brimsdown Enfield Middlesex EN4 7PW Tel: 0208 211 2500 Fax: 0208 211 2641 PC No: PCC/JMP/2015	R4 R8	Evaluation - processing of incoming raw materials into a form that can be readily sampled Smelting - separation of non-metals from metals. Resulting bullion is then partially refined by selective oxidation Chemicals - removal of base metals contaminants from partially refined bullion. Separation of silver and gold from platinum group metals Permit No. VP3430BN	AB030 AB070 AB120 AB130 AD090 AC250 AD120 A1010 A1020 A1030 A1040 A1050 A1060 A1080 A1090 A1100 A1120 A1150 A2030 A3050 A3140 A3150 A3190 A4010 A4030 A4070 A4090 A4120 A4140 A4160	24/09/2015	23/09/2025

Environment Agency (GB)	Mastermelt Refining Services Ltd Staden Lane Ashbourne Road Buxton Derbyshire SK17 9RZ Tel: 01298 766900 Fax: 01298 826966 PC No PCC/MRS/2016	R4	Recycling of metal and metal compounds	AB030 A1020 B1010 GB040	02/08/2016	01/08/2020
Environment Agency (GB)	Newbury Fertilisers Ltd Dully Road Tonge Sittinbourne Kent ME9 9PB Email: Peter.pelling@resource.eu.com	R5	Recycling/reclamation of other inorganic materials	A2030 (16 08 05)	21/05/2019	20/05/2029
Environment Agency (GB)	Oil Salvage Ltd Lyster Road Bootle Merseyside L20 1AS Tel: 0151 9334084 PC No. PCC/OSL/2019	R3 R4 R5	Recycling / reclamation of organic substances Recycling/ Reclamation of metals & metal compounds Recycling/ reclamation of other	A1160 A3020 AC080 A4060 A4070	11/04/2019	10/04/2029

		R9	inorganic materials Oil re-refining of other reuses of oil				
Environment Agency (GB)	Re-Group (Reclaim) Ltd Ann Watson Street Stoneferry Hull HU7 0BH Tel: 01482 879666 Fax: 01482 879676 PC No. PCC/RRL/2019	R3	Heat treatment, differential settlement and filtration Permit No. FP3630MZ	A3020 (01 05 - 19 08)	04/10/2019	03/10/2029	
Environment Agency (GB)	ReGroup (ReClaim) Limited Air Street Site Air Street Hull HU5 1RR	R3	De-ashing, dhydrating by heating, and filtering/centrifuging	A3020 (01 05 - 19 08)	02/06/2017	01/06/2020	
Environment Agency (GB)	RS Bruce (Metals and Machinery) Ltd Alan Hides Street March Sheffield S9 5DQ alan.hides@rsbruce.com	R8	Catalyst Recovery	AB030 AB070 AB120 AB130 AC250 AD090 AD120 A1010 A1020 A1030 A1040 A1050	13/10/2016	12/10/2026	

					A1060 A1080 A1090 A1100 A1120 A1150 A2030 A3050 A3140 A3150 A3190 A4010 A4030 A4070 A4090 A4140 A4160			
Environment Agency (GB)	Trackwork Mark Sandall Kirk Industrial Doncaster DN3 1RA	Sandall	Ltd Waind Lane Lane Estate	R3	Sorting of Railway Sleepers	AC170 17 02 04*	10/04/2017	09/04/2027
Environment Agency (GB)	Tradebe Hendon Process Sunderland SR1 Tel: 01524		Ltd Dock Plant 2ES 853053	R2	Recovery of solvents by distillation techniques Permit No. BV4673IM	A3020 A3070 A3080 A3140 A3150 A3160	10/11/2015	09/11/2025

	Fax: 01524 851284 PC No. PCC/TRAD/HD/2015			A4010 A4030 A4040 A4060 A4070			
Environment Agency (GB)	Tradebe Ltd Knottingley Site Weeland Road Knottingley WF11 8DZ Tel: 01524 853053 Fax: 01524 851284 PC No. PCC/TRAD/KNOT/2015	R2	Recovery of solvents by distillation techniques Permit No. EPR/TP3334SF/V003 A3020	A3020 A3070 A3080 A3140 A3150 A3160 A4010 A4030 A4040 A4060 A4070	10/11/2015	09/11/2025	
Environment Agency (GB)	Tradebe Ltd Morecambe Site Middleton Road Morecambe Lancashire LA3 3JW Tel: 01524 853053 Fax: 01524 851284 PC No. PCC/TRAD/MOR/2015	R2	Recovery of solvents by distillation techniques Permit No. BL7302ID	A3020 A3070 A3080 A3140 A3150 A3160 A4010 A4030 A4040 A4060 A4070	10/11/2015	09/11/2025	
Environment Agency	Tradebe Ltd North Tyne Site	R2	Recovery of solvents by distillation	A3020 A3070	10/11/2015	09/11/2025	

(GB)	Hayhole North NE29 Tel: 01524 Fax: 01524 PC PCC/TRAD/TYNE/2015	Road Shields 6DY 853053 851284 No.		techniques Permit BV4665IG	No. A3080 A3140 A3150 A3160 A4010 A4030 A4040 A4060 A4070			
Environment Agency (GB)	Tradebe Rye Lime Rye TN31 Tel: 01524 Fax: 01524 PC PCC_TSR_Rye_0_3_19	Ltd Harbour Works Harbour 7TE 853053 951284 No.	R2 R5	Recovery of solvents by distillation techniques Permit GP3437PL	No. A3020 A3070 A3080 A3140 A3150 A3160 A4010 A4030 A4040 A4060 A4070	29/01/2019	28/01/2029	
Environment Agency (GB)	Veolia Ian Veolia Decommissioning South Great NR30 Email: Ian.Porter@veolia.com PCC/VES/GTY/2015	Porter Yarmouth Facility Parade Yarmouth 2QD	R4 R9	Metal to be cut to 5 foot length Metal decontaminated in the decontamination unit (oils) the contamination could be NORM	B1010 (17 04 07) Not Listed: 17 04 09, 17 06 01, Not listed	08/01/2016	07/01/2026	

GBO3	Regen Waste Ltd, 7 Shepherds Drive, Carnbane Industrial Estate, Newry Northern Ireland +442830265432	R3, R4, R5	Material Segregation	15 01 01 15 01 02 15 01 06 15 01 07 15 01 09 20 01 01 20 01 02 20 01 39 20 01 40	12/08/2017	11/08/2020	
GB03	Granville Ecopark Ltd, Granville Road, Dungannon, Northern Ireland	R1, R3	Anaerobic Digestion	200108 200201 200125	11/02/2016	10/02/2019	

Table 6-89: United Kingdom, 2019 – Information on Decisions by Competent Authorities to Issue Pre-Consents (Article 14)

Competent authority	Recovery facility			Waste identification (code)	Period of validity		Total pre-consent quantity /annum
	Name, Address and No	Recovery operation R-code	Technologies employed		From	To	
Environment Agency (GB)	A-Gas (UK) limited Barnyard Road Portbury West Bristol BS20 7XH	R3	Phase separation Reclamation of refrigerant gases and halon gases for refrigeration and fire suppression	AC150 AC160 Not listed (14 06 01* / 16 05 04*) A3020 (13 02 04* / 13 02 05* / 13 02 06* /	30/09/2016	29/09/2026	11,500 T

				13 02 07* / 13 02 08*) A3140 (14 06 02*) A3150 (14 06 02*) AC080 (16 01 14* / 16 01 15) Not listed (16 02 15* / 16 05 05 / 19 12 11*)			
Environment Agency (GB)	Airbag Disposal (UK) Ltd Unit 9, Vantage Business Park Sheffield Tinsley S9 1BG	R4 R5 R13	Deployment by passing electrical current in purpose built chamber, manual dismantling and temporary storage	A4080 A4080 (16 01 10*, 16 01 21*)	18/10/2019	08/07/2028	2625 T 500T
Environment Agency (GB)	BOC Limited Hobson Way Stallingborough Grimsby North East Lincs DN41 8DZ	R13 R3 R5	Interim reclamation stage – all performed on same site – leading to one of below Reclaimed through Hudson Technologies equipment ‘zuggibeast’. All impurities, moisture	Not listed AC150 (14 06 01)	25/09/2015	24/09/2025	30 T

				and oil removed and returned to virgin specification				
Environment Agency (GB)	Britannia Metals Botany Northfleet Kent DA11 8BG	Refined Limited Road	R4	Metal Recovery	A1020 10 04 05*	01/03/2019	28/02/2029	1500T
Environment Agency (GB)	Eco-Option (UK) Ltd Eco-Option House Lostock Works Griffiths Road Northwich Cheshire CW9 0XU		R5	Neutralisation and treatment to precipitate heavy metal contaminants	A4090 (06 01 01*,06 01 04*, 06 01 05*, 06 02 03*, 06 03 13*) B2120 (06 03 14*)	11/08/2016	10/08/2026	68000T 20000T
Environment Agency (GB)	Genuine Solutions Group PLC Solutions House Unit 1 HQ3 223 Hook Rise South Surbiton Surrey KT6 7LD		R5	Treatment consisting of only sorting, dismantling, separation, repair of refurbishment, of waste into different components for recovery.	Not Listed (20 01 35* / 16 02 14)	13/10/2017	12/10/2020	1,000 MT

Environment Agency (GB)	H J Enthoven & Sons Ltd Darley Dale Smelter South Darley Matlock Derbyshire DE4 2LP	R4	Rotary Furnace	A1160 (160601*) A1020 (100402*) A1020 (191005*)	09/05/2019	25/06/2028	20,000 MT 1,200 MT 20,000 MT
Environment Agency (GB)	HJ Enthoven Ltd t/a G&P Batteries Crescent Works Industrial Park Willenhall Road Darlaston Wednesbury West Midlands WS10 8JR	R13	Inspection, storage and sorting of batteries prior to recycling	A1160 (16 06 01*) A1170 (16 06 02*)	16/05/2018	15/05/2028	20,000 MT 1,500 MT
Environment Agency (GB)	JBMI Group Limited Kingsilver Refinery Hixon Staffordshire ST18 0PY	R4 R5 R4 R5	Milling and Tilting rotary furnace Reclamation/Recycling of organic materials & other inorganics Milling and Tilting rotary furnace Reclamation/Recycling of organic materials &	Not Listed (10 03 04*) Not Listed (10 03 15*)	23/02/2017	26/10/2026	11,500T 15,000T

			other inorganics				
Environment Agency (GB)	JBR Recovery Limited Argentor House Oldbury Road West Bromwich W. Midlands B70 9BS	R4	Incineration, Calcining Wet conditioning Smelting, Cupellation, Electrolytic refining, Chemical recovery	AD090 (09 01 99) AD090 (09 01 06) AD120 (09 01 06) A4140 (09 01 06) A1020 (15 01 10)	10/05/2019	09/05/2029	2000MT 750 MT 50 MT 50 MT 50 MT
Environment Agency (GB)	Johnson Matthey Plc Brimsdown Site 33 Jeffreys Road Brimsdown Enfield Middlesex EN4 7PW	R4 R8	Evaluation – processing of incoming raw materials into a form that can be readily sampled Smelting – separation of non-metals from metals. Resulting bullion is then partially refined by selective oxidation Chemicals – removal of base metals contaminants from partially refined bullion. Separation of silver and gold from	AB030 AB070 AB120 AB130 AD090 AC250 AD120 A1010 A1020 A1030 A1040 A1050 A1060 A1080 A1090 A1100 A1120 A1150 A2030	24/09/2015	23/09/2025	50MT 5MT 100MT 200MT 1MT 5MT 50MT 20MT 1750MT 1,000MT 1MT 5MT 10MT 1MT 10MT 1MT 10MT 100MT 4000MT

			platinum group metals	A3050			10MT
				A3140			5MT
				A3150			5MT
				A3190			10MT
				A4010			400MT
				A4030			10MT
				A4070			20MT
				A4090			100MT
				A4120			50MT
				A4140			20MT
				A4160			10MT
				AB030			
				11 01 09*			
				11 01 98*			
				11 02 02*			
				11 02 05*			
				11 02 07*			
				AB070			
				12 01 16*			
				AB120			
				06 01 02*			
				06 03 11*			
				06 05 02*			
				06 10 02*			
				07 01 11*			
				07 02 10*			
				07 03 10*			
				07 04 10*			
				07 05 10*			
				07 05 11*			
				07 05 13*			
				07 06 10*			

				07 07 10*			
				10 07 07*			
				10 08 09*			
				10 08 17*			
				11 01 09*			
				11 01 98*			
				15 02 02*			
				AB130			
				12 01 16*			
				AC250			
				07 01 03*			
				07 01 10*			
				07 06 10*			
				07 07 10*			
				07 07 11*			
				AD120			
				06 05 02*			
				07 01 11*			
				07 03 10*			
				07 05 11*			
				07 07 11*			
				11 01 16*			
				19 08 06*			
				19 08 07*			
				A1010			
				01 03 07*			
				06 04 05*			
				07 01 10*			
				07 04 10*			
				07 05 10*			
				07 05 11*			
				07 05 13*			

				07	06	10*			
				07	07	10*			
				10	09	11*			
				10	10	05*			
				11	02	02*			
				12	01	16*			
				12	01	18*			
				16	02	15*			
				16	08	07*			
				16	11	03*			
				17	04	09*			
				19	01	11*			
				19	02	04*			
				19	02	05*			
				19	02	08*			
				19	02	09*			
				19	02	11*			
				19	03	04*			
				19	03	06*			
				19	08	13*			
				19	12	11*			
				19	13	03*			
				A1020					
				01	03	07*			
				06	03	13*			
				06	03	15*			
				06	04	05*			
				06	05	02*			
				06	13	02*			
				10	04	01*			
				10	04	02*			
				10	04	04*			

				10	04	05*		
				10	04	06*		
				10	04	07*		
				10	04	09*		
				10	05	03*		
				10	05	06*		
				10	05	08*		
				10	05	10*		
				10	06	03*		
				10	06	09*		
				10	07	07*		
				10	08	09*		
				10	08	15*		
				10	08	17*		
				10	10	05*		
				11	01	09*		
				11	02	02*		
				12	01	16*		
				12	01	18*		
				16	10	03*		
				16	11	03*		
				17	01	06*		
				19	01	11*		
				19	02	04*		
				19	02	05*		
				19	02	08*		
				19	02	09*		
				19	02	11*		
				19	03	04*		
				19	03	06*		
				19	08	13*		
				19	12	11*		

				19 13 03*			
				A1030			
				01 03 07*			
				06 03 13*			
				06 03 15*			
				06 04 05*			
				06 05 02*			
				10 04 03*			
				10 05 03*			
				10 05 06*			
				10 05 08*			
				10 05 10*			
				10 06 03*			
				10 06 09*			
				10 07 07*			
				10 08 09*			
				10 08 15*			
				10 08 17*			
				11 01 09*			
				11 02 02*			
				12 01 16*			
				12 01 18*			
				16 10 03*			
				16 11 03*			
				17 01 06*			
				19 01 11*			
				19 02 04*			
				19 02 05*			
				19 02 08*			
				19 02 09*			
				19 02 11*			
				19 03 04*			

				19 03 06*			
				19 08 13*			
				A1040			
				01 03 07*			
				06 05 02*			
				07 01 10*			
				11 02 07*			
				A1050			
				06 05 02			
				11 01 06*			
				11 01 09*			
				11 01 98*			
				11 02 07*			
				A1060			
				11 01 05*			
				15 02 02*			
				A1080			
				10 05 03*			
				10 05 05*			
				10 05 06*			
				10 05 08*			
				10 05 10*			
				11 02 02*			
				A1090			
				16 02 15*			
				A1100			
				10 06 03*			
				10 06 06*			
				A1120			
				10 06 07*			
				A1150			
				16 02 15*			

				A2030			
				06 01 02*			
				06 01 05*			
				06 03 11*			
				06 03 13*			
				06 03 15*			
				06 04 05*			
				06 05 02*			
				06 10 02*			
				06 13 02*			
				07 01 03*			
				07 01 10*			
				07 02 10*			
				07 02 11*			
				07 03 10*			
				07 04 10*			
				07 05 10*			
				07 05 13*			
				07 06 10*			
				07 07 10*			
				10 04 09*			
				10 05 08*			
				10 06 09*			
				10 07 07*			
				11 01 06*			
				11 01 09*			
				11 01 98*			
				15 02 02*			
				16 02 15*			
				16 07 09*			
				16 08 02*			
				16 08 06*			

				16 08 07*			
				16 10 03*			
				16 11 03*			
				17 01 06*			
				17 04 09*			
				19 02 04*			
				19 02 05*			
				19 02 07*			
				19 02 08*			
				19 02 09*			
				19 02 11*			
				19 03 04*			
				19 03 06*			
				19 08 06*			
				19 08 07*			
				19 12 11*			
				19 13 03*			
				A3050			
				07 01 10*			
				07 06 10*			
				07 07 10*			
				07 07 11*			
				A3140			
				06 05 02*			
				07 01 10*			
				16 07 09*			
				A3150			
				07 01 03*			
				A3190			
				07 01 10*			
				16 08 07*			
				A4010			

				06 05 02*			
				07 05 10*			
				07 05 11*			
				07 05 13*			
				15 02 02*			
				16 08 02*			
				16 08 06*			
				16 08 07*			
				A4030			
				07 05 10*			
				07 07 10*			
				A4070			
				06 05 02*			
				07 03 10*			
				08 03 12*			
				A4090			
				06 01 02*			
				06 01 05*			
				06 03 13*			
				06 03 15*			
				06 10 02*			
				07 01 03*			
				07 01 11*			
				07 02 11*			
				07 05 11*			
				07 07 11*			
				11 01 05*			
				11 01 06*			
				11 02 07*			
				16 07 09*			
				16 08 02*			
				16 08 06*			

				16 10 03* 19 02 08* A4120 16 09 03* A4140 16 03 03			
Environment Agency (GB)	London Mining Associates Limited Unit 4 Invicta Park New Hythe Lane Larkfield Aylesford ME20 7FG	R4	Screening, sensor based separation of metals, followed by density separation of metals and density separation of organics, aggregates and plastics.	B1010 19 12 03 Not listed 19 12 12 / 19 12 03 / 19 10 02 / 19 10 04	06/06/2018	05/06/2028	1500 T 4800T 2400T 2400T 12000T
Environment Agency (GB)	Mastermelt Refining Services Limited Staden Lane Ashbourne Road Buxton Derbyshire SK17 9RZ	R4	Recycling of metal and metal compounds	AB030 A1020 B1010 GB040	02/08/2016	01/08/2020	900MT
Environment Agency (GB)	Newbury Fertilisers Ltd Dully Road Tonge Sittinbourne Kent ME9 9PB	R5	Recycling/reclamation of other inorganic materials	A2030 (16 08 05)	21/05/2019	20/05/2029	1,000T

Environment Agency (GB)	Oil Salvage Ltd Lyster Bootle Merseyside L20 1AS	Road	R3	Recycling / reclamation of organic substances	A1160	11/04/2019	10/04/2029	500T 20000T 100T 50000T 1,0000T
					A3020			
					AC080			
					A4060			
					A4070			
			R4	Recycling/ Reclamation of metals & metal compounds	A1160 16 01 01* A3020 05 01 03* 05 01 05* 05 01 06* 08 03 19* 13 02 04* 13 02 05* 13 02 06* 13 02			
			R5	Recycling/ reclamation of other inorganic materials	07* 13 02 08* 13 03 01* 13 03 06* 13 03			
			R9	Oil re-refining of other reuses of oil	07* 13 03 08* 13 03 01* 13 03 06* 13 03 07* 13 03 08* 13 03 09* 13 03 10* 13 07 02* AC080 16 01 14* 16 01 15 A4060			

				07 01 01* 10			
				01 22* 10 01			
				23 10 01 25			
				10 12 12			
				10 12 13 12			
				01 07* 12 01			
				09* 12 01			
				10* 12 03			
				01* 12 03			
				02* 13 01			
				05* 13 01			
				10*			
				13 01 11* 13			
				01 12* 13 01			
				13* 13 02			
				05* 13 02			
				06* 13 02			
				07* 13 02			
				08* 13 03			
				07*			
				13 03 08* 13			
				03 09* 13 03			
				10* 13 04			
				01* 13 04			
				02* 13 04			
				03* 13 05			
				02* 13 05			
				03*			
				13 05 06* 13			
				05 07* 13 05			
				08* 13 07			
				01* 13 07			

				03* 13 08 02* 14 06 02* 14 06 03* 16 01 13* 16 07 08* 16 10 01* 16 10 02 16 10 03* 16 10 04 19 01 06* 19 02 07* 19 08 09 19 08 10* A4070 08 01 13* 08 01 17* 08 01 15* 08 01 16 08 01 19*			
Environment Agency (GB)	Re-Group (Reclaim) Ltd Ann Watson Street Stoneferry Hull HU7 0BH	R3	Heat treatment, differential settlement and filtration	A3020 A3020 01 05 04 01 05 05* 01 05 07 01 05 08 05 01 03* 05 01 05* 05 01 06* 05 01 09* 05 01 10 05 01 11* 05 01 12* 05 01 13	04/10/2019	03/10/2029	24000 MT

				05 01 14 05 01 15* 05 01 16 05 01 17 13 01 05* 13 01 10 13 01 11* 13 01 12* 13 01 13 * 13 02 05* 13 02 06* 13 02 07* 13 02 08* 13 03 07* 13 03 08* 13 03 09* 13 03 10* 13 04 01* 13 04 02* 13 04 03* 13 05 06* 13 05 07* 13 07 01* 13 07 02* 13 07 03* 13 08 01* 13 08 02* 16 01 13* 16 01 14* 16 01 15 16 07 08* 19 02 04* 19 02 05* 19 02 07* 19 08 09			
--	--	--	--	---	--	--	--

				19 08 10*			
Environment Agency (GB)	ReGroup (ReClaim) Limited Air Street Site Air Street Hull HU5		R3	De-ashing, dehydrating by heating, and filtering/centrifuging	16/10/2019	15/10/2029	24,000MT
				A3020 A3020 01 05 04 01 05 05* 01 05 07 01 05 08 05 01 02* 05 01 03* 05 01 04* 05 01 05* 05 01 06* 05 01 09* 05 01 10 05 01 11* 05 01 12* 05 01 13 05 01 14 05 01 14 05 01 15* 05 01 17 12 01 07* 12 01 08* 12 01 09* 12 01 10* 13 01 05* 13 01 10* 13 01 11* 13 01 12* 13 01 13* 13 02 05* 13 02 06* 13 02 07* 13 02 08* 13 03 07* 13			

				03 08* 13 03 09* 13 03 10* 13 04 01* 13 04 02* 13 04 03* 13 05 06* 13 05 07* 13 07 01* 13 07 02* 13 07 03* 13 08 01* 13 08 02* 14 06 03* 16 01 13* 16 01 14* 16 01 15 16 07 08* 19 02 07* 19 08 09 19 08 10*			
Environment Agency (GB)	RS BRUCE (METALS & MACHINERY) LTD MARCH STREET SHEFFIELD S9 5DQ	R8	Catalyst Recovery	AB030 AB070 AB120 AB130 AC250 AD090 AD120 A1010 A1020 A1030 A1040	13/10/2016	12/10/2026	50T 5T 100T 100T 1T 5T 50T 20T 400T 500T 1T

				A1050			5T
				A1060			10T
				A1080			1T
				A1090			10T
				A1100			1T
				A1120			10T
				A1150			100T
				A2030			1,000T
				A3050			10T
				A3140			5T
				A3150			5T
				A3190			10T
				A4010			400T
				A4030			10T
				A4070			10T
				A4090			100T
				A4140			20T
				A4160			10T
				AB030 11 01			
				09* 11 01			
				98* 11 02			
				02* 11 02			
				05* 11 02			
				07* AB070			
				12 01 16*			
				AB120 06 01			
				02* 06 03			
				11* 06 05			
				02* 06 07			
				04* 06 10			
				02* 07 01			
				11* 07 02			

				10*			
				07 03 10* 07			
				04 10* 07 05			
				09* 07 05			
				10* 07 05			
				11* 07 05			
				13* 07 06			
				10* 07 07			
				10*			
				10 07 07* 10			
				08 17* 11 01			
				09* 11 01			
				98* 15 02			
				02* AB130			
				12 01 16*			
				AC250			
				07 01 01* 07			
				01 03* 07 01			
				04* 07 01			
				10* 07 02			
				01* 07 05			
				01* 07 06			
				10* 07 07			
				01*			
				07 07 04* 07			
				07 10*			
				AD090 06 05			
				02* 09 01			
				06* 09 01			
				13* 16 11			
				03* AD120			
				06 05 02* 07			

				01 11* 07 03			
				10* 07 05			
				09* 07 05			
				11* 07 07			
				11* 11 01			
				16* 19 08			
				06*			
				19 08 07*			
				A1010 01 03			
				07* 06 03			
				11* 06 04			
				03* 06 04			
				04* 06 04			
				05* 06 05			
				02*			
				07 01 10* 07			
				05 13* 07 06			
				10* 07 07			
				10* 10 10			
				05* 10 10			
				07* 11 02			
				02* 11 02			
				07*			
				12 01 16* 12			
				01 18* 16 02			
				13* 16 02			
				15* 16 08			
				02* 16 08			
				07* 16 11			
				03* 17 04			
				09*			
				19 02 04* 19			

				02 05* 19 02			
				08* 19 02			
				09* 19 02			
				11* 19 03			
				04* 19 03			
				06* 19 08			
				08*			
				19 08 11* 19			
				08 13* 19 11			
				05* 19 12			
				11* 19 13			
				01* 19 13			
				03* 19 13			
				07* A1020			
				01 03 07* 06			
				03 13* 06 04			
				05* 06 05			
				02* 06 13			
				02* 10 04			
				01* 10 04			
				02* 10 04			
				04*			
				10 04 05* 10			
				04 06* 10 04			
				07* 10 04			
				09* 10 05			
				03* 10 05			
				06* 10 05			
				08* 10 05			
				10*			
				10 06 03* 10			
				06 09* 10 07			

				07*	10	08			
				15*	10	08			
				17*	10	09			
				05*	10	09			
				07*	10	10			
				05*					
				10	10	07*	11		
				01	06*	11	01		
				09*	11	01			
				16*	11	01			
				98*	11	02			
				02*	12	01			
				16*	12	01			
				18*					
				16	10	03*	16		
				11	03*	17	01		
				06*	19	02			
				04*	19	02			
				05*	19	02			
				08*	19	02			
				09*	19	02			
				11*					
				19	03	04*	19		
				03	06*	19	08		
				08*	19	08			
				11*	19	08			
				13*	19	11			
				05*	19	12			
				11*	19	13			
				01*					
				19	13	03*	19		
				13		07*			

				A1030 01 03 07* 06 03 13* 06 04 03* 06 04 04* 06 04 05* 06 05 02* 10 04 03* 10 05 03* 10 05 06* 10 05 08* 10 05 10* 10 06 03* 10 06 09* 10 07 07* 10 08 15* 10 08 17* 10 09 05* 10 09 07* 11 01 09* 11 01 98* 11 02 05*			
Environment Agency (GB)	Tandom Metallurgical Group Ltd Third Avenue, Radnor Park Industrial Estate Congleton CW12 4XE	R4	Shredding – separation of aluminium capsules and coffee grounds. Melting of aluminium fraction in furnaces, converted to aluminium alloys.	Not Listed 20 01 99	11/12/2019	10/12/2029	10T

			Dispatch of coffee fraction for composting by third party.				
Environment Agency (GB)	Trackwork Ltd Sandall Lane Kirk Sandall Lane Industrial Estate Doncaster DN3 1RA	R3	Sorting of Railway Sleepers	AC170 17 02 04*	10/04/2017	09/04/2027	1,000MT
Environment Agency (GB)	Tradebe Ltd Hendon Dock Process Plant Hendon Dock Sunderland SR1 2ES	R2	Recovery of solvents by distillation techniques	A3020 A3070 A3080 A3140 A3150 A3160 A4010 A4030 A4040 A4060 A4070	10/11/2015	09/11/2025	500 MT 500 MT 2000 MT 20,000 MT 5,000 MT 15,000 MT 20,000 MT 10,000 MT 2000 MT 1,000 MT 1,000 MT
Environment Agency (GB)	Tradebe Ltd Knottingley Site Weeland Road	R2	Recovery of solvents by distillation techniques	A3020 A3070 A3080	10/11/2015	09/11/2025	3000 MT 500 MT 500 MT

	Knottingley WF11	8DZ			A3140 A3150 A3160 A4010 A4030 A4040 A4060 A4070			15,000 MT 15,000 MT 10,000 MT 10,000 MT 500 MT 5000 MT 5000 MT 10,000 MT
Environment Agency (GB)	Tradebe Morecambe Middleton Morecambe Lancashire LA3	Ltd Site Road 3JW	R2	Recovery of solvents by distillation techniques	A3020 A3070 A3080 A3140 A3150 A3160 A4010 A4030 A4040 A4060 A4070	10/11/2015	09/11/2025	5000 MT 500 MT 7000 MT 15,000 MT 15,000 MT 12,000 MT 12,000 MT 15,000 MT 3000 MT 12,000 MT 12,000 MT

Environment Agency (GB)	Tradebe North Hayhole North NE29 6DY Tyne Site Road Shields Ltd	R2	Recovery of solvents by distillation techniques	A3020 A3070 A3080 A3140 A3150 A3160 A4010 A4030 A4040 A4060 A4070	10/11/2015	09/11/2025	5000 MT 500 MT 7000 MT 15,000 MT 15,000 MT 12,000 MT 12,000 MT 15,000 MT 3000 MT 12,000 MT 12,000 MT
Environment Agency (GB)	Tradebe Rye Lime Rye TN31 7TE Harbour Works Harbour Ltd	R2 R5	Recovery of solvents by distillation techniques	A3020 A3070 A3080 A3140 A3150 A3160 A4010 A4030 A4040 A4060 A4070	29/01/2019	28/01/2029	500 MT 500 MT 2000 MT 20,000 MT 5000 MT 15,000 MT 20,000 MT MT 10,000 MT 2000 MT

							1,000 MT 1,000 MT
Environment Agency (GB)	Veolia Veolia Great Yarmouth Decommissioning Facility South Beach Parade Great Yarmouth NR30 2QD	R9	Metal to be cut to 5 foot length Metal decontaminated in the decontamination unit (oils) The contamination could be N.O.R.M.	B1010 (17 04 07) Not Listed: 17 04 09, 17 06 01, Not listed	08/01/2016	07/01/2026	30,000 MT 100,000 MT 100 tonnes 200 m3
Natural Resources Wales (GB)	J Reid Trading Ltd, J Reid Trading Estate, Factory Road, Sandycroft FLINTSHIRE, CH5 2QJ. Pre-consent no. NRW/N/JRT01	R3	Recycling/ reclamation of organic substances which are not used as solvents	AC150 / 160	01/05/2019	30/04/2022	Not specified
NIEA	Regen Waste Ltd, 7 Shepherds Drive, Carnbane Industrial Estate, Newry Northern Ireland	R3, R4, R5	Material Segregation	15 01 01 15 01 02 15 01 06 15 01 07 15 01 09 20 01 01 20 01 02 20 01 39 20 01 40	12/08/2017	11/08/2020	57000MT

NIEA	Granville Ecopark Ltd, Granville Road, Dungannon, Northern Ireland	R1, R3	Anaerobic Digestion	200108 200201 200125	11/02/2016	10/02/2019	23000MT
------	---	--------	---------------------	----------------------------	------------	------------	---------

6.4.5 Table 5 – Information on Illegal Shipments of Waste (Article 24 and Article 50(1))

23 Member States completed Table 5 of Annex IX of the Waste Shipping Regulation questionnaire for all four years of the reporting period. **Bulgaria** reported for 2016–2018, but not 2019, while **Lithuania** reported for every year except 2018. Meanwhile, **Ireland** only reported for 2017, **Luxembourg** for 2016 and 2019, and the **Netherlands** for 2016 and 2017.

Where Member States did report for all years, the majority reported illegal shipments taking place in every year, the exceptions being **Cyprus**, which reported no cases in 2018, **Greece**, which reported no cases on 2017, **Latvia**, which reported no cases in 2017, **Malta**, which reported no cases in 2016, and **Slovakia**, which reported no cases in 2016.

Due to the high number of Table 5 responses provided by Member States, and the considerable length that some of these responses run to, they have not been reproduced in this Annex. However, Table 6-90 below presents a summary of the numbers of recorded illegal shipments reported by Member States.

Over the four years of the reporting period, **Belgium** reported the highest total number of illegal shipments (952), followed by and **France** (625) and the **United Kingdom** (571).

Table 6-90: Number of Recorded Illegal Shipments of Waste Ascertained by Member State Authorities

Member State	2016	2017	2018	2019
Austria	34	16	13	1
Belgium	267	232	225	228
Bulgaria	2	5	4	
Croatia	14	3	7	5
Cyprus	1	3	0	3
Czech Republic	9	7	6	6
Denmark	26	22	26	5
Estonia	4	2	4	1
Finland**	10	5	9	7
France	87	169	183	186
Germany***	55	35	38	35
Greece	1	0	2	1
Hungary	19	2	3	3
Ireland	n/a*	8	n/a*	15
Italy	12	6	3	17
Latvia	1	0	2	0
Lithuania	1	4		10
Luxembourg	0	n/a*		27
Malta	0	1	1	1
Netherlands	123	100	n/a*	n/a*
Poland	29	64	73	122
Portugal	5	11	17	16
Romania	7	9	3	4
Slovakia	0	2	5	3
Slovenia	16	15	17	18
Spain	3	2	13	18
Sweden	44	63	114	203
United Kingdom	72	248	124	127
Total	1,183	1,479	1,332	1,508

Blank cells indicate that data has not been collected or was not submitted

*No survey response received for the year in question

***Finland has added another row stating that there were cases where "wrong" boarding crossing was used, or there was not transit permit. This has not been included in these values*

****Germany also reported a high number of 'minor violations' and cases of repatriation of waste in free text below Table 5, which raise its figures to 396 cases for 2016, 480 cases for 2017, 478 cases for 2018 and 496 cases for 2019.*

11 Member States provided details of financial penalties that under law can be imposed on persons undertaking illegal shipments of waste (**Belgium, Croatia, Czech Republic, Estonia, France, Italy, Latvia, Malta, Poland, Slovakia, and Slovenia**). **8 Member States** (**Belgium, Croatia, Czech Republic, Finland, France, Italy, Malta, and Poland**) provided information on prison sentences which may be imposed as penalties.

The highest financial penalty was mentioned by **Czech Republic**, which has a maximum fine of €1,974,248, which can be imposed on both natural persons and legal entities. The second highest financial penalty was mentioned by **Belgium (Wallonia)** which imposes a maximum fine of €1,000,000. The lowest financial penalty mentioned was reported by **Latvia**, which issues a minimum fine of €70 for natural persons. The second lowest financial penalty was reported by **Belgium (Wallonia)**, which has a minimum fine of €100. It should be noted, however, that as some Member States specified only upper limits, not lower limits, it cannot be concluded that these are the lowest possible fines being issued within the group of **12 Member States** reporting on financial penalties.

Both **Poland** and **Italy** may impose sentences of 8 years, **Poland** for shipments of hazardous waste and **Italy** for shipments of specifically radioactive waste. This length of prison sentence (8 years) is the longest prison sentence that has been noted by the Member States. **Belgium (Wallonia)** mentioned a minimum 8-day sentence, which is the shortest reported. **Belgium** reported the second shortest sentence at 1 month, while **Poland** has the next shortest minimum sentence at 3 months.

Table 6-91: Penalties that can be Imposed for Illegal Shipments of Waste

Member State	Penalties	
	Financial Penalties	Prison Sentences
Austria	Austria note there are penalties for both administration and criminal intent.	Austria didn't provide any commentary on prison sentences.
Belgium (Brussels)	An administrative fine up to €62500	For an intentional offence: 1 month–5 years For an offence committed through negligence of incompetence: 1 month–3 years
Belgium (Wallonia)	€100–€1,000,000	8 days–3 years
Belgium (Flemish)	Intentional dumping is a fine of between EUR 100 and EUR 500 000. Negligence or carelessness dumping or transfer of waste in violation of the legal requirements or in violation of a licence shall be liable to a fine of between EUR 100 and EUR 350 000.	Intentional dumping is between one month and five years. Negligence or carelessness dumping or transfer of waste in violation of the legal requirements or in violation of a licence shall be liable to a prison sentence of between one month and three years.
Bulgaria	Administrative violations to Regulation EC No 1013/2006 are penalised in accordance with Art. 150 of the Waste Management Act.	Bulgaria didn't provide any commentary on prison sentences.

Member State	Penalties	
	Financial Penalties	Prison Sentences
Croatia	€19,500–€52,500	Up to 2 years OR If there is an impossibility to eliminate changes caused by pollution over a long period of time or major accidents then it is 1-10 years.
Czech Republic	Up to €1,943,575	Up to one 1 year OR If environmental damage is caused: Up to 2 years If the offender is part of an organised group or gains substantial benefit from the crime: 6 months–3 years For shipments of hazardous waste, or if the offender gains large-scale benefit from the crime: 1–5 years
Estonia	Up to €300 Or for a Legal Person: Up to €32,000	
Finland		Violation of the Waste Act or Regulation 1013/2016: Up to 2 years Aggravated impairment of the environment: 4month to 6 years
France	€75,000	2 years
Germany	Small cases: up to €200 Adjustable fines between €200 and €9000 Administrative fines: €200 or more	Can include prison sentences based on responses in Table 5 but this is not made clear in the response.
Italy	€1,550–€26,000 (this can be increased for shipments of hazardous waste)	Up to 2 years (this can be increased for offences involving hazardous waste) If the offender is part of a criminal organisation: 1-6 years (plus extra penalties related to articles of the Penal Code) For shipments of radioactive waste: 3–8 years
Latvia	For a natural person: €70–€1,000 For a legal entity: €280–€2,100	–
Malta	For first time offenders: €1,170–€2,330 For repeat offenders: €2,330–€4,660	For repeat offenders: up to 2 years

Member State	Penalties	
	Financial Penalties	Prison Sentences
Poland	<p>€12,068–€72,405</p> <p>For an unintentional offence: a fine of an unspecified amount</p>	<p>For illegal exports or imports, endangering human health, harming plant or animal life on a large scale, importing substances which threaten the environment: 3 months–5 years</p> <p>For importing or exporting hazardous waste: 6 months–8 years</p> <p>For an unintentional offence: non-custodial measures or up to 2 years</p>
Slovakia	<p>Having the wrong documentation or failing to provide documentation on EEE waste or other waste leads to a fine between: €2,000 - €25,000</p> <p>Bringing transboundary waste to Slovakia against the rules draws a fine of: €4,000-€350,000</p>	–
Slovenia	<p>For a natural person: €800–€1,200</p> <p>For companies: €10,000–€40,000</p> <p>For the responsible person of a company: €1,500–€4,000</p>	–

6.4.6 Table 6 – Information on any Specific Customs Offices Designated by Member States for Shipments of Waste Entering and Leaving the Community (Article 55)

Eight Member States completed Table 6 of Annex IX of the Waste Shipping Regulation, these being Croatia, Cyprus, Germany, Hungary, Luxembourg, Malta, the Netherlands and Slovakia. Of these, Hungary provided information for 2016 and 2017 only, while the rest of the Member States provided information for all four years of the reporting period. For all those Member States which responded in each of the four years, there were no changes to any of the designated customs offices listed over the reporting period. In contrast, Hungary listed additional offices in 2017 that weren't listed.

Table 6-92: Croatia, 2016, 2017, 2018, 2019 – Information on any Specific Customs Offices Designated by Member States for Shipments of Waste Entering and Leaving the Community (Article 55)

Customs office		
Office	Location	Import/export countries controlled
<i>Županja</i>	<i>Road border crossing</i>	<i>Bosnia and Herzegovina</i>
<i>Stara Gradiška</i>	<i>Road border crossing</i>	<i>Bosnia and Herzegovina</i>
<i>Ličko Petrovo Selo</i>	<i>Road border crossing</i>	<i>Bosnia and Herzegovina</i>
<i>Kamensko</i>	<i>Road border crossing</i>	<i>Bosnia and Herzegovina</i>
<i>Slavonski Šamac</i>	<i>Road border crossing</i>	<i>Bosnia and Herzegovina</i>
<i>Vinjani Donji</i>	<i>Road border crossing</i>	<i>Bosnia and Herzegovina</i>
<i>Nova Sela</i>	<i>Road border crossing</i>	<i>Bosnia and Herzegovina</i>
<i>Metković</i>	<i>Railway border crossing</i>	<i>Bosnia and Herzegovina</i>
<i>Slavonski Šamac</i>	<i>Railway border crossing</i>	<i>Bosnia and Herzegovina</i>
<i>Volinja</i>	<i>Railway border crossing</i>	<i>Bosnia and Herzegovina</i>
<i>Karasovići</i>	<i>Road border crossing</i>	<i>Montenegro</i>
<i>Bajakovo</i>	<i>Road border crossing</i>	<i>Republic of Serbia</i>
<i>Ilok</i>	<i>Road border crossing</i>	<i>Republic of Serbia</i>
<i>Erdut</i>	<i>Road border crossing</i>	<i>Republic of Serbia</i>
<i>Tovarnik</i>	<i>Railway border crossing</i>	<i>Republic of Serbia</i>
<i>Rijeka</i>	<i>Seaport</i>	<i>All</i>
<i>Zadar</i>	<i>Seaport</i>	<i>All</i>
<i>Šibenik</i>	<i>Seaport</i>	<i>All</i>
<i>Split</i>	<i>Seaport</i>	<i>All</i>
<i>Ploče</i>	<i>Seaport</i>	<i>All</i>
<i>Dubrovnik</i>	<i>Seaport</i>	<i>All</i>
<i>Osijek</i>	<i>Inland port</i>	<i>All</i>
<i>Vukovar</i>	<i>Inland port</i>	<i>All</i>

Table 6-93: Cyprus, 2016, 2017, 2018, 2019 – Information on any Specific Customs Offices Designated by Member States for Shipments of Waste Entering and Leaving the Community (Article 55)

Customs office		
Office	Location	Import/export countries controlled
Customs Department	Limassol Port	All
Customs Department	Larnaca Port	All

Customs Department	Larnaca Airport	All
Customs Department	Paphos Airport	All

Table 6-94: Germany, 2016-2019 – Information on any Specific Customs Offices Designated by Member States for Shipments of Waste Entering and Leaving the Community (Article 55)

Customs office		
Office	Location	Import/export countries controlled
Hauptzollamt Frankfurt/Main Flughafen Sachgebiet C	Frankfurt/Main	International airport
Hauptzollamt Frankfurt/Main Flughafen Zollamt Fracht	Frankfurt/Main	International airport
Hauptzollamt Singen Zollamt Bad Säckingen	Bad Säckingen	Switzerland
Hauptzollamt Singen Zollamt Neuhaus	Blumberg	Switzerland
Hauptzollamt Ulm Zollamt Friedrichshafen Abfertigungsstelle Fähre	Friedrichshafen	Switzerland
Hauptzollamt Singen Zollamt Bietingen	Gottmadingen	Switzerland
Hauptzollamt Lörrach Zollamt Grenzacherhorn	Grenzach-Wyhlen	Switzerland
Hauptzollamt Singen Zollamt Günzgen	Hohentengen	Switzerland
Hauptzollamt Singen Zollamt Rötteln	Hohentengen	Switzerland
Hauptzollamt Singen Zollamt Jestetten	Jestetten	Switzerland
Hauptzollamt Singen Zollamt Erzingen	Klettgau	Switzerland
Hauptzollamt Singen Zollamt Konstanz-Autobahn	Konstanz	Switzerland
Hauptzollamt Singen Zollamt Konstanz- Güterbahnhof	Konstanz	Switzerland
Hauptzollamt Singen Zollamt Rheinheim	Küssaberg	Switzerland
Hauptzollamt Singen Zollamt Laufenburg	Laufenburg	Switzerland
Hauptzollamt Singen Zollamt Lottstetten	Lottstetten	Switzerland
Hauptzollamt Lörrach Zollamt Rheinfelden- Autobahn	Rheinfelden	Switzerland
Hauptzollamt Singen Zollamt Rielasingen	Rielasingen-Worblingen	Switzerland
Hauptzollamt Singen Zollamt Singen Bahnhof	Singen	Switzerland
Hauptzollamt Singen Zollamt Stühlingen	Stühlingen	Switzerland

Hauptzollamt Singen Zollamt Waldshut	Waldshut-Tiengen	Switzerland
Hauptzollamt Lörrach Zollamt Weil am Rhein- Autobahn	Weil am Rhein	Switzerland
Hauptzollamt Lörrach Zollamt Weil am Rhein- Friedlingen	Weil am Rhein	Switzerland
Hauptzollamt Lörrach Zollamt Weil am Rhein- Otterbach	Weil am Rhein	Switzerland
Hauptzollamt Lörrach Zollamt Weil am Rhein	Weil am Rhein	Switzerland
Hauptzollamt Stuttgart Zollamt Böblingen	Böblingen	International rail traffic
Hauptzollamt Dortmund Zollamt Bochum	Bochum	International rail traffic
Hauptzollamt Duisburg Zollamt Ruhrort	Duisburg	International rail traffic
Hauptzollamt Dortmund Zollamt Gelsenkirchen	Gelsenkirchen	International rail traffic
Hauptzollamt Ulm Zollamt Göppingen	Göppingen	International rail traffic
Hauptzollamt Heilbronn Zollamt Heilbronn	Heilbronn	International rail traffic
Hauptzollamt Karlsruhe Zollamt Karlsruhe	Karlsruhe	International rail traffic
Hauptzollamt Heilbronn Zollamt Ludwigsburg	Ludwigsburg	International rail traffic
Hauptzollamt Karlsruhe Zollamt Mannheim	Mannheim	International rail traffic
Hauptzollamt Stuttgart Zollamt Hafen	Stuttgart	International rail traffic
Hauptzollamt Heilbronn Zollamt Untermünkheim	Untermünkheim	International rail traffic
Hauptzollamt Lörrach Zollamt Appenweier	Appenweier	International rail traffic
Hauptzollamt Stuttgart Zollamt Zuffenhausen	Stuttgart	International rail traffic
Hauptzollamt Ulm Zollamt Ulm-Donautal	Ulm	International rail traffic
Hauptzollamt Oldenburg Zollamt Brake	Brake	International seaport
Hauptzollamt Bremen Zollamt Bremen	Bremen	International seaport
Hauptzollamt Bremen Zollamt Bremerhaven	Bremerhaven	International seaport
Hauptzollamt Itzehoe Zollamt Brunsbüttel	Brunsbüttel	International seaport
Hauptzollamt Oldenburg Zollamt Cuxhaven	Cuxhaven	International seaport
Hauptzollamt Oldenburg Zollamt Emden	Emden	International seaport

Hauptzollamt Hamburg Zollamt Hamburg	Hamburg	International seaport
Hauptzollamt Kiel Zollamt Heiligenhafen	Heiligenhafen	International seaport
Hauptzollamt Kiel Zollamt Wik	Kiel	International seaport
Hauptzollamt Kiel Zollamt Lübeck Abfertigungsstelle Hafen	Lübeck	International seaport
Hauptzollamt Oldenburg Zollamt Papenburg	Papenburg	International seaport
Hauptzollamt Kiel Zollamt Rendsburg	Borgstedt	International seaport
Hauptzollamt Stralsund Zollamt Rostock	Rostock	International seaport
Hauptzollamt Stralsund Zollamt Mukran	Saßnitz	International seaport
Hauptzollamt Stralsund Abfertigungsstelle Stralsund	Stralsund	International seaport
Hauptzollamt Oldenburg Zollamt Wilhelmshaven	Wilhelmshaven	International seaport
Hauptzollamt Stralsund Zollamt Wismar	Wismar	International seaport

Table 6-95; Hungary, 2016 – Information on any Specific Customs Offices Designated by Member States for Shipments of Waste Entering and Leaving the Community (Article 55)

Customs office		
Office	Location	Import/export countries controlled
NAV Csongrád Megyei Vám- és Pénzügyőri Igazgatóság, 6758 Rőszke, Pf.: 8. Fax: +36-62-573289 e-mail: roszke_hk@nav.gov.hu	RÖSZKE (ROAD)	SERBIA / HUNGARY
NAV Bács-Kiskun Megyei Vám- és Pénzügyőri Igazgatóság Határkirendeltsége, Tompa 6423 Kelebia, Ady E. u. 35. Fax: +36-77-554027 e-mail: tompa_hk@nav.gov.hu	KELEBIA (RAILWAY)	SERBIA / HUNGARY
NAV Szabolcs-Szatmár-Bereg Megyei Vám- és Pénzügyőri Igazgatóság Határigazgatósága 4625 Záhony, Pf. 6. Fax: +36-45-526151, +36-45-526153 e-mail: yph72400@nav.gov.hu	ZÁHONY (ROAD)	UKRAINE / HUNGARY

Table 6-96; Hungary, 2017 – Information on any Specific Customs Offices Designated by Member States for Shipments of Waste Entering and Leaving the Community (Article 55)

Office	Customs office Location	Import/export controlled countries
<p>National Tax and Customs Administration Csongrád County Tax and Custom Directorate Border Crossing Station Röszke 6758 Röszke, Pf. 8 Fax: +36-62-573289, +36-62-573289 <u>e-mail:</u> roszke_hk@nav.gov.hu</p>	<p><u>RÖSZKE (ROAD)</u></p>	<p><u>SERBIA/HUNGARY</u></p>
<p>National Tax and Customs Administration Csongrád County Tax and Custom Directorate Border Crossing Station Kelebia 6423 Kelebia, Ady E. u. 35. Fax: +36-77-554027 <u>e-mail:</u> tompa_hk@nav.gov.hu</p>	<p><u>KELEBIA (RAILWAY)</u></p>	<p><u>SERBIA/HUNGARY</u></p>
<p>National Tax and Customs Administration Szabolcs-Szatmár-Bereg County Tax and Custom Directorate Border Crossing Station Záhony 4625 Záhony, Pf. 6. Fax: +36-45-526151, +36-45-526153 <u>e-mail:</u> zahony_hk@nav.gov.hu</p>	<p><u>ZÁHONY (ROAD)</u></p>	<p><u>UKRAINE / HUNGARY</u></p>
<p>National Tax and Customs Administration Szabolcs-Szatmár-Bereg County Tax and Custom Directorate Border Crossing Station Záhony, Eperjeske 4625 Záhony, Pf. 6. Fax: +36-45-526151, +36-45-526153 <u>e-mail:</u> zahony_hk@nav.gov.hu</p>	<p><u>ZÁHONY (RAILWAY)</u></p>	<p><u>UKRAINE / HUNGARY</u></p>

National Tax and Customs Administration Baranya County Tax and Custom Directorate Border Crossing Station Mohács 7700 Mohács, Budapesti u. 14/B. Fax: +36-69-511131 <u>e-mail:</u> mohacs_hk@nav.gov.hu	<u>MOHÁCS (SHIP-DONAU)</u>	<u>SERBIA/HUNGARY</u>
International Airport National Tax and Custom Administration Airport Directorate No. 1 Budapest Liszt Ferenc International Airport 1675 Budapest, Pf. 40. Fax:+36-1-296-8761 <u>e-mail:</u> repig_1@nav.gov.hu	BUDAPEST-LISZT FERENC INTERNATIONAL AIRPORT (AIRPLANE)	

Table 6-97: Luxembourg, 2016-2019 – Information on any Specific Customs Offices Designated by Member States for Shipments of Waste Entering and Leaving the Community (Article 55)

Customs office		
Office	Location	Import/export countries controlled
Administration des Douanes et Accises	Luxembourg Airport (Findel)	–

Table 6-98: Malta, 2016-2019 – Information on any Specific Customs Offices Designated by Member States for Shipments of Waste Entering and Leaving the Community (Article 55)

Customs office		
Office	Location	Import/export countries controlled
Malta International Airport	Luqa/Gudja	All countries
Baggage Room	Grand Harbour, Valletta	All countries
Deep Water Quay	Grand Harbour, Valletta	All countries
Laboratory Wharf	Grand Harbour, Marsa	All countries
Mgarr Harbour	Mgarr, Gozo	All countries
Manoel Island Yachting Centre	Manoel Island, Marsamxett Harbour	All countries
Malta Free Port	Birżebbuġa	All countries
Parcel Post Office – Malta	Marsa	All countries
Courier Section	Luqa	All countries