



Council of the
European Union

196108/EU XXVII. GP
Eingelangt am 13/09/24

Brussels, 13 September 2024
(OR. en)

Interinstitutional File:
2024/0176(BUD)

12084/24
ADD 2

BUDGET 52

EXPLANATORY MEMORANDUM

Subject: Draft general budget of the European Union for the financial year 2025:
Council position of 13 September 2024

- *TECHNICAL ANNEXES*
- = *Annex 1: Breakdown by heading for "total expenditure" in the MFF headings*
- = *Annex 2: Detail of breakdown by heading for "total expenditure" in the MFF headings*
- = *Annex 3: Detailed changes in comparison with the DB 2025 as regards figures by MFF heading*
- = *Annex 4: Administrative expenditure - Detailed figures for the Commission-Annexes*
- = *Annex 5: Administrative expenditure - Detailed figures for the other institutions*
- = *Annex 6: European Commission expenditure - Detailed figures by policy area*

ANNEX 1

BREAKDOWN BY HEADING FOR "TOTAL EXPENDITURE" IN THE MFF HEADINGS

	Description	1		2		3	
		DB 2025		Council's Changes on DB 2025		Council's Position on DB 2025	
		c/a	p/a	c/a	p/a	c/a	p/a
1	Single Market, Innovation and Digital	21,377,684,025	20,438,884,655	-643,237,284	-222,430,426	20,734,446,741	20,216,454,229
	Ceiling	21,377,684,025				20,734,446,741	
	Margin	21,596,000,000				21,596,000,000	
		218,315,975		643,237,284		861,553,259	
2	Cohesion, Resilience and Values	78,128,158,265	41,618,661,522	-808,712,422	-574,344,764	77,319,445,843	41,044,316,758
	Flexibility Instrument	1,192,832,134		-276,980,803		915,851,331	
	Euri Instrument	1,239,082,096		-531,597,866		707,484,230	
	Ceiling	75,697,000,000				75,697,000,000	
	Margin	755,965		133,753		889,718	
2.1	Economic, social and territorial cohesion	66,360,244,035	30,259,002,346	-133,753	-133,753	66,360,110,282	30,258,868,593
	Ceiling	66,361,000,000				66,361,000,000	
	Margin	755,965		133,753		889,718	
2.2	Resilience and values	11,767,914,230	11,359,659,176	-808,578,669	-574,211,011	10,959,335,561	10,785,448,165
	Flexibility Instrument	1,192,832,134		-276,980,803		915,851,331	
	Euri Instrument	1,239,082,096		-531,597,866		707,484,230	
	Ceiling	9,336,000,000				9,336,000,000	
	Margin	0		531,597,866		0	
3	Natural Resources and Environment	57,274,962,739	52,682,405,247	-3,884,000	-2,084,000	57,271,078,739	52,680,321,247
	Ceiling	57,336,000,000				57,336,000,000	
	Margin	61,037,261		3,884,000		64,921,261	
	OF WHICH: European Agricultural Guarantee Fund (EAGF)	40,528,928,000	40,623,753,419			40,528,928,000	40,623,753,419
	Sub-ceiling	40,528,928,000				40,528,928,000	
	This amount, resulting from the rounding for the calculations of the sub-ceiling and the net transfer, is excluded when calculating the sub-margin.	72,000				72,000	
	Sub-margin	72,000				72,000	
3.1	Market related expenditure and direct payments	40,528,928,000	40,623,753,419			40,528,928,000	40,623,753,419
3.2	Other programmes of Natural Resources and Environment	16,746,034,739	12,058,651,828	-3,884,000	-2,084,000	16,742,150,739	12,056,567,828
4	Migration and Border Management	4,776,530,747	3,201,330,477	-65,873,362	-81,206,696	4,710,657,385	3,120,123,781
	Ceiling	4,871,000,000				4,871,000,000	
	Margin	94,469,253		65,873,362		160,342,615	
5	Security and Defence	2,617,000,000	2,128,565,434	-5,000,000	-1,700,000	2,612,000,000	2,126,865,434
	Ceiling	2,617,000,000				2,617,000,000	
	Margin	0		5,000,000		5,000,000	
6	Neighbourhood and the World	16,258,245,797	14,406,257,975	21,738,355	20,888,316	16,279,984,152	14,427,146,291
	Ceiling	16,303,000,000				16,303,000,000	
	Margin	44,754,203		-21,738,355		23,015,848	
7	European Public Administration	12,614,361,450	12,614,361,450	-14,977,288	-14,977,288	12,599,384,162	12,599,384,162
	Of which under Single Margin Instrument 11(1)(a)	490,361,450				475,384,162	
	Ceiling	12,124,000,000				12,124,000,000	
	Margin	0				0	
	OF WHICH: Administrative expenditure of the institutions	9,561,979,384	9,561,979,384	-14,977,288	-14,977,288	9,547,002,096	9,547,002,096
	Sub-ceiling	9,219,000,000				9,219,000,000	
	Of which under Single Margin Instrument 11(1)(a)	342,979,384		-14,977,288		328,002,096	
	Sub-margin	0				0	
	MFF Headings	193,046,943,023	147,090,466,760	-1,519,946,001	-875,854,858	191,526,997,022	146,214,611,902
	Flexibility Instrument	1,192,832,134	1,457,791,145	-276,980,803		915,851,331	1,457,791,145
	Of which under Single Margin Instrument 11(1)(a)	490,361,450		-14,977,288		475,384,162	
	Euri Instrument	1,239,082,096	1,239,082,096	-531,597,866	-531,597,866	707,484,230	707,484,230
	Ceiling	190,544,000,000	175,378,000,000			190,544,000,000	175,378,000,000
	Margin	419,332,657	30,984,406,481	696,390,044	875,854,858	1,115,722,701	31,328,663,473
	Appropriations as % of GNI(2)	1.05%	0.80%	-0.01%	0.00%	1.04%	0.79%

(1) This amount, resulting from the rounding for the calculations of the sub-ceiling and the net transfer, is excluded when calculating the sub-margin.
(2) The GNI for 2025 is based on the forecast of GNI issued after the Advisory Committee on Own Resources (ACOR) meeting held on 23 May 2024.

BREAKDOWN FOR "SPECIAL INSTRUMENTS"

Description	1		2		3	
	DB 2025		Council's Changes on DB 2025		Council's Position on DB 2025	
	c/a	p/a	c/a	p/a	c/a	p/a
Solidarity and Emergency Aid Reserve (SEAR)	1,750,596,957	1,750,596,957			1,750,596,957	1,750,596,957
European Globalisation Adjustment Fund (EGF)	34,460,570	5,000,000			34,460,570	5,000,000
Brexit Adjustment Reserve (BAR)	564,421,910	564,421,910			564,421,910	564,421,910
Thematic special instruments	2,349,479,437	2,320,018,867			2,349,479,437	2,320,018,867

GLOBAL AMOUNTS FOR "TOTAL EXPENDITURE" IN THE MFF HEADINGS AND "SPECIAL INSTRUMENTS"

Description	1		2		3	
	DB 2025		Council's Changes on DB 2025		Council's Position on DB 2025	
	c/a	p/a	c/a	p/a	c/a	p/a
MFF Headings	193,046,943,023	147,090,466,760	-1,519,946,001	-875,854,858	191,526,997,022	146,214,611,902
Outside MFF	4,320,386,642	3,273,576,975			4,320,386,642	3,273,576,975
Thematic special instruments	2,349,479,437	2,320,018,867			2,349,479,437	2,320,018,867
Grand total	199,716,809,102	152,684,062,602	-1,519,946,001	-875,854,858	198,196,863,101	151,808,207,744
Appropriations as % of GNI (1)	1.08%	0.83%	-0.01%	0.00%	1.08%	0.82%

(1) The GNI for 2024 is based on the forecast of GNI issued after the Advisory Committee on Own Resources (ACOR) meeting held on 25 May 2023.

Description	1		2		3	
	DB 2025		Council's Changes on DB 2025		Council's Position on DB 2025	
	c/a	p/a	c/a	p/a	c/a	p/a
European Schools and Pensions	3,052,382,066	3,052,382,066			3,052,382,066	3,052,382,066
Pensions	2,789,377,000	2,789,377,000			2,789,377,000	2,789,377,000
European Schools	263,005,066	263,005,066			263,005,066	263,005,066
Administrative expenditure of the institutions	9,561,979,384	9,561,979,384	-14,977,288	-14,977,288	9,547,002,096	9,547,002,096
European Parliament	2,498,063,379	2,498,063,379			2,498,063,379	2,498,063,379
European Council and Council	705,821,530	705,821,530	195,000	195,000	706,016,530	706,016,530
Commission	4,378,737,735	4,378,737,735	-10,424,358	-10,424,358	4,368,313,377	4,368,313,377
Court of Justice of the European Union	532,720,000	532,720,000	-3,597,265	-3,597,265	529,122,735	529,122,735
European Court of Auditors	190,918,281	190,918,281	-1,150,665	-1,150,665	189,767,616	189,767,616
European Economic and Social Committee	171,725,025	171,725,025			171,725,025	171,725,025
European Committee of the Regions	128,585,216	128,585,216			128,585,216	128,585,216
European Ombudsman	15,183,194	15,183,194			15,183,194	15,183,194
European Data Protection Supervisor	26,473,899	26,473,899			26,473,899	26,473,899
European External Action Service	913,751,125	913,751,125			913,751,125	913,751,125
European Public Administration	12,614,361,450	12,614,361,450	-14,977,288	-14,977,288	12,599,384,162	12,599,384,162

ANNEX 2


DETAIL OF BREAKDOWN BY HEADING FOR "TOTAL EXPENDITURE" IN THE MFF HEADINGS

	Description	1		2		3	
		DB 2025		Council's Changes on DB 2025		Council's Position on DB 2025	
		c/a	p/a	c/a	p/a	c/a	p/a
1	Single Market, Innovation and Digital	21,377,684,025 21,596,000,000 <i>Ceiling Margin</i> 218,315,975	20,438,884,655	-643,237,284 <i>643,237,284.03</i>	-222,430,426	20,734,446,741 21,596,000,000 861,553,259.03	20,216,454,229
1.0.1	Research and Innovation	13,511,670,903	12,043,065,939		-150,162,051	13,061,184,751	11,892,903,888
1.0.11	Horizon Europe	12,737,327,171	11,119,231,527	-400,006,999	-133,335,667	12,337,320,172	10,985,895,860
1.0.12	Euratom Research and Training Programme	287,838,051	263,805,478			287,838,051	263,805,478
1.0.13	International Thermonuclear Experimental Reactor (ITER)	486,505,681	642,069,291	-50,479,153	-16,826,384	436,026,528	625,242,907
1.0.1OTH	Other actions	p.m.	p.m.			p.m.	p.m.
1.0.1PPP	Pilot projects and preparatory actions	p.m.	17,959,643			p.m.	17,959,643
1.0.2	European Strategic Investments	4,561,726,820	5,220,105,046	-147,660,132	-53,877,377	4,414,066,688	5,166,227,669
1.0.21	InvestEU Fund	378,220,132	529,753,456	-30,674,132	-10,224,711	347,546,000	519,528,745
1.0.22	Connecting Europe Facility (CEF)	2,827,333,668	3,288,552,640	-110,000,000	-36,666,666	2,717,333,668	3,251,885,974
1.0.23	Digital Europe Programme	1,102,259,643	1,138,538,171	-6,986,000	-6,986,000	1,095,273,643	1,131,552,171
1.0.2DA	Decentralised agencies	228,931,949	228,931,949			228,931,949	228,931,949
1.0.2OTH	Other actions	p.m.	p.m.			p.m.	p.m.
1.0.2PPP	Pilot projects and preparatory actions	p.m.	10,728,830			p.m.	10,728,830
1.0.2SPE	Actions financed under the prerogatives of the Commission and specific competences conferred to the Commission	24,981,428	23,600,000			24,981,428	23,600,000
1.0.3	Single Market	977,393,053	958,385,421	-10,287,000	-6,620,331	967,106,053	951,765,090
1.0.31	Single Market Programme (incl. SMEs)	613,279,000	615,154,162	-5,500,000	-1,833,331	607,779,000	613,320,831
1.0.32	EU Anti-Fraud Programme	27,351,001	30,633,000			27,351,001	30,633,000
1.0.33	Cooperation in the field of taxation (FISCALIS)	39,200,876	30,838,313			39,200,876	30,838,313
1.0.34	Cooperation in the field of customs (CUSTOMS)	138,429,000	112,661,841			138,429,000	112,661,841
1.0.3DA	Decentralised agencies	152,133,176	152,133,176	-4,787,000	-4,787,000	147,346,176	147,346,176
1.0.3OTH	Other actions	7,000,000	7,500,000			7,000,000	7,500,000
1.0.3PPP	Pilot projects and preparatory actions	p.m.	9,464,929			p.m.	9,464,929
1.0.4	Space	2,326,893,249	2,217,328,249	-34,804,000	-11,770,667	2,292,089,249	2,205,557,582
1.0.41	European Space Programme	2,050,715,000	1,982,550,000	-304,000	-304,000	2,050,411,000	1,982,246,000
1.0.4DA	Decentralised agencies	79,828,249	79,828,249			79,828,249	79,828,249
1.0.4PPP	Pilot projects and preparatory actions	p.m.	4,750,000			p.m.	4,750,000
1.0.4SC	Union Secure Connectivity	196,350,000	150,200,000	-34,500,000	-11,466,667	161,850,000	138,733,333
2	Cohesion, Resilience and Values	78,128,158,265 <i>Flexibility Instrument</i> <i>Euri Instrument</i> 1,239,082,096 <i>Ceiling</i> 75,697,000,000 755,965 <i>Margin</i>	41,618,661,522	-808,712,422 <i>-276,980,803</i> -531,597,866 <i>531,731,619</i>	-574,344,764	77,319,445,843 <i>915,851,331</i> 707,484,230 <i>75,697,000,000</i> 889,718	41,044,316,758
2.1	Economic, social and territorial cohesion	66,360,244,035 <i>Ceiling</i> 66,361,000,000 755,965 <i>Margin</i>	30,259,002,346	-133,753 <i>133,753</i>	-133,753	66,360,110,282 <i>66,361,000,000</i> 889,718	30,258,868,593
2.1.1	Regional Development and Cohesion	49,176,359,809	22,709,146,494		0	49,176,359,809	22,709,146,494
2.1.11	European Regional Development Fund (ERDF)	40,454,970,433	18,326,696,509		0	40,454,970,433	18,326,696,509
2.1.12	Cohesion Fund (CF)	8,721,389,376	4,381,139,196		0	8,721,389,376	4,381,139,196
2.1.1OTH	Other actions	p.m.	p.m.			p.m.	p.m.
2.1.1PPP	Pilot projects and preparatory actions	p.m.	1,310,789			p.m.	1,310,789
2.1.3	Investing in People, Social Cohesion and Values	17,183,884,226	7,549,855,852	-133,753	-133,753	17,183,750,473	7,549,722,099
2.1.31	European Social Fund+	17,183,884,226	7,549,855,852	-133,753	-133,753	17,183,750,473	7,549,722,099
2.2	Resilience and values	11,767,914,230 <i>Flexibility Instrument</i> <i>Euri Instrument</i> 1,239,082,096 <i>Ceiling</i> 9,336,000,000 0 <i>Margin</i>	11,359,659,176	-808,578,669 <i>-276,980,803</i> -531,597,866	-574,211,011	10,959,335,561 <i>915,851,331</i> 707,484,230 <i>9,336,000,000</i> 0	10,785,448,165
2.2.1	Regional Development and Cohesion	34,971,000	34,051,121			34,971,000	34,051,121
2.2.13	Support to the Turkish-Cypriot Community	34,971,000	34,051,121			34,971,000	34,051,121
2.2.2	Recovery and resilience	6,369,722,633	6,260,860,971	-462,824,536	-458,447,753	5,906,898,097	5,802,413,218
2.2.21	European Recovery and Resilience Facility and Technical Support Instrument	125,955,999	124,852,647	-6,565,174	-2,188,391	119,390,825	122,664,256
2.2.22	Protection of the euro against counterfeiting (the 'Pericles IV programme')	902,450	870,000			902,450	870,000
2.2.23	Financing cost of the European Union Recovery Instrument (EURI)	5,162,000,000	5,162,000,000	-456,117,647	-456,117,647	4,705,882,353	4,705,882,353
2.2.24	Union Civil Protection Mechanism (RescEU)	203,321,354	105,000,000			203,321,354	105,000,000
2.2.25	EU4Health	582,609,973	584,670,007	-141,715	-141,715	582,468,258	584,528,292
2.2.26	Instrument for emergency support within the Union (ESI)	p.m.	1,000,000			p.m.	1,000,000

	Description	1		2		3	
		DB 2025		Council's Changes on DB 2025		Council's Position on DB 2025	
		c/a	p/a	c/a	p/a	c/a	p/a
2.2.2DA	Decentralised agencies	282,593,130	270,418,317			282,593,130	270,418,317
2.2.2PPP	Pilot projects and preparatory actions	p.m.	p.m.			p.m.	p.m.
2.2.2SPE	Actions financed under the prerogatives of the Commission and specific competences conferred to the Commission	12,339,727	12,050,000			12,339,727	12,050,000
2.2.3	Investing in People, Social Cohesion and Values	5,363,220,597	5,064,747,084	-345,754,133	-115,763,258	5,017,466,464	4,948,983,826
2.2.31	European Social Fund+	109,125,236	75,751,383	-15,625,236	-5,208,412	93,500,000	70,542,971
2.2.32	Erasmus+	3,969,156,199	3,765,962,174	-294,832,422	-98,633,419	3,674,323,777	3,667,328,755
2.2.33	European Solidarity Corps (ESC)	146,900,652	133,173,320	-1,482,219	-567,819	145,418,433	132,605,501
2.2.34	Creative Europe	352,207,303	347,062,319	-123,284	-123,284	352,084,019	346,939,035
2.2.35	Justice, Rights and Values	277,084,621	225,714,524	-33,690,972	-11,230,324	243,393,649	214,484,200
2.2.3DA	Decentralised agencies and European Public Prosecutor's Office (EPPO)	314,743,056	312,476,541			314,743,056	312,476,541

	Description	1		2		3	
		DB 2025		Council's Changes on DB 2025		Council's Position on DB 2025	
		c/a	p/a	c/a	p/a	c/a	p/a
2.2.3OTH	Other actions	8,937,422	7,400,000			8,937,422	7,400,000
2.2.3PPP	Pilot projects and preparatory actions	p.m.	21,801,281			p.m.	21,801,281
2.2.3SPE	Actions financed under the prerogatives of the Commission and specific competences conferred to the Commission	185,066,108	175,405,542			185,066,108	175,405,542
3	Natural Resources and Environment						
	<i>Ceiling</i>	57,274,962,739	52,682,405,247	-3,884,000	-2,084,000	57,271,078,739	52,680,321,247
	<i>Margin</i>	57,336,000,000				57,336,000,000	
	OF WHICH: European Agricultural Guarantee Fund (EAGF)	61,037,261	40,623,753,419	3,884,000		64,921,261	40,623,753,419
	<i>Sub-ceiling</i>	40,528,928,000				40,528,928,000	
	<i>This amount, resulting from the rounding for the calculations of the sub-ceiling and the net transfer, is excluded when calculating the sub-margin</i>	40,528,928,000				40,528,928,000	
	<i>Sub-margin</i>	72,000				72,000	
	<i>Sub-margin</i>	72,000				72,000	
3.1	Market related expenditure and direct payments	40,528,928,000	40,623,753,419			40,528,928,000	40,623,753,419
3.1.1	European Agricultural Guarantee Fund	40,528,928,000	40,623,753,419			40,528,928,000	40,623,753,419
3.1.11	European Agricultural Guarantee Fund (EAGF)	40,528,928,000	40,623,753,419			40,528,928,000	40,623,753,419
3.2	Other programmes of Natural Resources and Environment	16,746,034,739	12,058,651,828	-3,884,000	-2,084,000	16,742,150,739	12,056,567,828
3.2.1	Agriculture and Maritime policy	14,358,520,735	11,334,280,740			14,358,520,735	11,334,280,740
3.2.12	European Agricultural Fund for Rural Development (EAFRD)	13,225,959,998	10,496,977,576			13,225,959,998	10,496,977,576
3.2.13	European Maritime, Fisheries and Aquaculture Fund (EMFAF)	945,865,565	660,680,492			945,865,565	660,680,492
3.2.14	Sustainable Fisheries Partnership Agreements (SFPA) and Regional Fisheries Management Organisations (RFMO)	156,731,000	141,446,000			156,731,000	141,446,000
3.2.1DA	Decentralised agencies	29,964,172	29,964,172			29,964,172	29,964,172
3.2.1PPP	Pilot projects and preparatory actions	p.m.	5,212,500			p.m.	5,212,500
3.2.2	Environment and climate action	2,387,514,004	724,371,088	-3,884,000	-2,084,000	2,383,630,004	722,287,088
3.2.21	Programme for Environment and Climate Action (LIFE)	771,019,449	596,483,540	-3,884,000	-2,084,000	767,135,449	594,399,540
3.2.22	Just Transition Fund	1,513,991,893	6,459,302			1,513,991,893	6,459,302
3.2.23	Public sector loan facility under the Just Transition Mechanism (JTM)	p.m.	25,000,000			p.m.	25,000,000
3.2.24	Innovation Fund	p.m.	p.m.			p.m.	p.m.
3.2.2DA	Decentralised agencies	76,102,662	76,102,662			76,102,662	76,102,662
3.2.2PPP	Pilot projects and preparatory actions	p.m.	4,382,710			p.m.	4,382,710
3.2.2SPE	Actions financed under the prerogatives of the Commission and specific competences conferred to the Commission	26,400,000	15,942,874			26,400,000	15,942,874
4	Migration and Border Management						
	<i>Ceiling</i>	4,776,530,747	3,201,330,477	-65,873,362	-81,206,696	4,710,657,385	3,120,123,781
	<i>Margin</i>	4,871,000,000				4,871,000,000	
	94,469,253			65,873,362		160,342,615	
4.0.1	Migration	2,099,413,073	1,398,017,149			2,099,413,073	1,398,017,149
4.0.11	Asylum, Migration and Integration Fund (AMIF)	1,866,688,241	1,165,292,317			1,866,688,241	1,165,292,317
4.0.1DA	Decentralised agencies	232,724,832	232,724,832			232,724,832	232,724,832
4.0.2	Border Management	2,677,117,674	1,803,313,328	-65,873,362	-81,206,696	2,611,244,312	1,722,106,632
4.0.21	Integrated Border Management Fund (IBMF)	1,371,358,499	517,418,298	23,000,000	7,666,666	1,394,358,499	525,084,964
4.0.2DA	Decentralised agencies	1,305,759,175	1,285,895,030	-88,873,362	-88,873,362	1,216,885,813	1,197,021,668
5	Security and Defence						
	<i>Ceiling</i>	2,617,000,000	2,128,565,434	-5,000,000	-1,700,000	2,612,000,000	2,126,865,434
	<i>Margin</i>	2,617,000,000				2,617,000,000	
	0			5,000,000		5,000,000	
5.0.1	Security	783,734,375	708,933,827	-10,000,000	-3,400,000	773,734,375	705,533,827
5.0.11	Internal Security Fund (ISF)	336,583,738	227,310,232	-10,000,000	-3,400,000	326,583,738	223,910,232
5.0.12	Nuclear decommissioning (Lithuania)	74,700,000	90,175,000			74,700,000	90,175,000
5.0.13	Nuclear Safety and decommissioning (incl. For Bulgaria and Slovakia)	70,450,189	90,567,000			70,450,189	90,567,000
5.0.1DA	Decentralised agencies	278,681,595	278,681,595			278,681,595	278,681,595
5.0.1PPP	Pilot projects and preparatory actions	p.m.	p.m.			p.m.	p.m.
5.0.1SPE	Actions financed under the prerogatives of the Commission and specific competences conferred to the Commission	23,318,853	22,200,000			23,318,853	22,200,000
5.0.2	Defence	1,833,265,625	1,419,631,607	5,000,000	1,700,000	1,838,265,625	1,421,331,607
5.0.21	European Defence Fund	1,433,992,761	1,015,922,346			1,433,992,761	1,015,922,346
5.0.22	Military Mobility	246,309,165	131,773,261	10,000,000	3,400,000	256,309,165	135,173,261
5.0.23	Short-term Defence instrument on common procurement	40,027,699	100,000,000			40,027,699	100,000,000
5.0.24	Defence Industrial Reinforcement Instrument	p.m.	120,000,000			p.m.	120,000,000
5.0.25	European Defence Industry Programme	1,936,000	1,936,000			1,936,000	1,936,000
5.0.2PPP	Pilot projects and preparatory actions	p.m.	p.m.			p.m.	p.m.
5.0.2SC	Union Secure Connectivity	111,000,000	50,000,000	-5,000,000	-1,700,000	106,000,000	48,300,000
6	Neighbourhood and the World						
	<i>Ceiling</i>	16,258,245,797	14,406,257,975	21,738,355	20,888,316	16,279,984,152	14,427,146,291
	<i>Margin</i>	16,303,000,000				16,303,000,000	
	44,754,203			-21,738,355		23,015,848	
6.0.1	External Action	13,589,588,325	12,219,680,189	21,738,355	20,888,316	13,611,326,680	12,240,568,505
6.0.11	Neighbourhood, Development and International Cooperation Instrument	10,934,983,311	9,710,012,536	-8,261,645	-8,261,645	10,926,721,666	9,701,750,891

	Description	1		2		3	
		DB 2025		Council's Changes on DB 2025		Council's Position on DB 2025	
		c/a	p/a	c/a	p/a	c/a	p/a
6.0.12	Humanitarian aid (HUMA)	1,893,581,831	1,840,130,593	30,000,000	29,149,961	1,923,581,831	1,869,280,554
6.0.13	Common Foreign and Security Policy (CFSP)	393,739,413	393,739,413			393,739,413	393,739,413
6.0.14	Overseas Countries and Territories (OCT)	72,857,000	75,650,434			72,857,000	75,650,434
6.0.15	Ukraine Macro-financial Assistance Plus (MFA+)	300,000	300,000			300,000	300,000
6.0.16	Ukraine Support Instrument	p.m.	p.m.			p.m.	p.m.
6.0.1OTH	Other actions	148,263,946	108,065,123			148,263,946	108,065,123
6.0.1PPP	Pilot projects and preparatory actions	p.m.	p.m.			p.m.	p.m.
6.0.1SC	Union Secure Connectivity	50,000,000	p.m.			50,000,000	p.m.



	Description	1		2		3	
		DB 2025		Council's Changes on DB 2025		Council's Position on DB 2025	
		c/a	p/a	c/a	p/a	c/a	p/a
6.0.1SPE	Actions financed under the prerogatives of the Commission and specific competences conferred to the Commission	95,862,824	91,782,090			95,862,824	91,782,090
6.0.2	Pre-Accession Assistance	2,668,657,472	2,186,577,786			2,668,657,472	2,186,577,786
6.0.21	Pre-Accession Assistance (IPA III)	2,169,657,472	2,085,503,786			2,169,657,472	2,085,503,786
6.0.22	Reform and Growth Facility for western Balkans	499,000,000	101,074,000			499,000,000	101,074,000
7	European Public Administration	12,614,361,450	12,614,361,450	-14,977,288	-14,977,288	12,599,384,162	12,599,384,162
	<i>Of which under Single Margin Instrument 11(1)(a)</i>	490,361,450				475,384,162	
	<i>Ceiling</i>	12,124,000,000				12,124,000,000	
	<i>Margin</i>	0		14,977,288		0	
	OF WHICH: Administrative expenditure of the institutions	9,561,979,384	9,561,979,384	-14,977,288	-14,977,288	9,547,002,096	9,547,002,096
	<i>Sub-ceiling</i>	9,219,000,000				9,219,000,000	
	<i>Of which under Single Margin Instrument 11(1)(a)</i>	342,979,384		-14,977,288		328,002,096	
	<i>Sub-margin</i>	0				0	
7.1	European Schools and Pensions	3,052,382,066	3,052,382,066			3,052,382,066	3,052,382,066
	<i>Of which under Single Margin Instrument 11(1)(a)</i>	147,382,066				147,382,066	
7.1.1	Pensions	2,789,377,000	2,789,377,000			2,789,377,000	2,789,377,000
7.1.11	Staff Pensions	2,728,277,000	2,728,277,000			2,728,277,000	2,728,277,000
7.1.12	Pensions of former Members — Institutions	61,100,000	61,100,000			61,100,000	61,100,000
7.1.2	European Schools	263,005,066	263,005,066			263,005,066	263,005,066
7.1.21	(European School) European Parliament	1,169,950	1,169,950			1,169,950	1,169,950
7.1.22	(European School) European Council and Council	p.m.	p.m.			p.m.	p.m.
7.1.23	(European School) Commission	261,626,628	261,626,628			261,626,628	261,626,628
7.1.24	(European School) Court of Justice of the European Union	55,000	55,000			55,000	55,000
7.1.26	(European School) European Economic and Social Committee	p.m.	p.m.			p.m.	p.m.
7.1.28	(European School) European Ombudsman	133,488	133,488			133,488	133,488
7.1.2X	(European School) European External Action Service	20,000	20,000			20,000	20,000
7.2	Administrative expenditure of the institutions	9,561,979,384	9,561,979,384	-14,977,288	-14,977,288	9,547,002,096	9,547,002,096
	<i>Of which under Single Margin Instrument 11(1)(a)</i>	342,979,384				328,002,096	
7.2.1	European Parliament	2,498,063,379	2,498,063,379			2,498,063,379	2,498,063,379
7.2.2	European Council and Council	705,821,530	705,821,530	195,000	195,000	706,016,530	706,016,530
7.2.3	Commission	4,378,737,735	4,378,737,735	-10,424,358	-10,424,358	4,368,313,377	4,368,313,377
7.2.4	Court of Justice of the European Union	532,720,000	532,720,000	-3,597,265	-3,597,265	529,122,735	529,122,735
7.2.5	European Court of Auditors	190,918,281	190,918,281	-1,150,665	-1,150,665	189,767,616	189,767,616
7.2.6	European Economic and Social Committee	171,725,025	171,725,025			171,725,025	171,725,025
7.2.7	European Committee of the Regions	128,585,216	128,585,216			128,585,216	128,585,216
7.2.8	European Ombudsman	15,183,194	15,183,194			15,183,194	15,183,194
7.2.9	European Data Protection Supervisor	26,473,899	26,473,899			26,473,899	26,473,899
7.2.X	European External Action Service	913,751,125	913,751,125			913,751,125	913,751,125
	MFF Headings	193,046,943,023	147,090,466,760	-1,519,946,001	-875,854,858	191,526,997,022	146,214,611,902
	<i>Flexibility Instrument</i>	1,192,832,134	1,457,791,145	-276,980,803		915,851,331	1,457,791,145
	<i>Of which under Single Margin Instrument 11(1)(a)</i>	490,361,450				475,384,162	
	Euri Instrument	1,239,082,096	1,239,082,096	-531,597,866	-531,597,866	707,484,230	707,484,230
	<i>Ceiling</i>	190,544,000,000	175,378,000,000			190,544,000,000	175,378,000,000
	<i>Margin</i>	419,332,657	30,984,406,481	696,390,044	875,854,858	1,115,722,701	31,328,663,473
	Appropriations as % of GNI	1.05%	0.80%	-0.01%	0.00%	1.04%	0.79%

ANNEX 3

Detailed changes in comparison with the DB 2025 as regards figures by MFF heading

FF	Title Chapter Article Item	Description	Council's Changes on DB 2025		
			DA NDA	c/a	p/a
1		Single Market, Innovation and Digital		-643,237,284	-222,430,426
	01 02 01 01	European Research Council	DA	-73,218,040	-24,406,013
	01 02 01 02	Marie Skłodowska-Curie Actions	DA	-30,028,530	-10,009,510
	01 02 01 03	Research infrastructures	DA	-11,086,860	-3,695,620
	01 02 02 10	Cluster 'Health'	DA	-20,094,561	-6,698,187
	01 02 02 11	Cluster 'Health' - Innovative Health Initiative Joint Undertaking	DA	-7,118,803	-2,372,934
	01 02 02 12	Cluster 'Health' - Global Health EDCTP3 Joint Undertaking	DA	-6,006,924	-2,002,308
	01 02 02 20	Cluster 'Culture, Creativity and Inclusive Society'	DA	-10,301,026	-3,433,676
	01 02 02 30	Cluster 'Civil Security for Society'	DA	-7,396,088	-2,465,363
	01 02 02 40	Cluster 'Digital, Industry and Space'	DA	-41,501,079	-13,833,693
	01 02 02 41	Cluster 'Digital, Industry and Space' - European High-Performance Computing Joint Undertaking (EuroHPC)	DA	-4,179,834	-1,393,278
	01 02 02 42	Cluster 'Digital, Industry and Space' - Chips Joint Undertaking	DA	-15,694,302	-5,231,434
	01 02 02 43	Cluster 'Digital, Industry and Space' - Smart Networks and Services Joint Undertaking	DA	-4,137,589	-1,379,196
	01 02 02 50	Cluster 'Climate, Energy and Mobility'	DA	-36,398,713	-12,132,905
	01 02 02 51	Cluster 'Climate, Energy and Mobility' - Single European Sky ATM Research 3 Joint Undertaking	DA	-2,977,949	-992,650
	01 02 02 52	Cluster 'Climate, Energy and Mobility' - Clean Aviation Joint Undertaking	DA	-13,700,003	-4,566,668
	01 02 02 53	Cluster 'Climate, Energy and Mobility' - Europe's Rail Joint Undertaking	DA	-2,984,705	-994,901
	01 02 02 54	Cluster 'Climate, Energy and Mobility' - Clean Hydrogen Joint Undertaking	DA	-3,001,350	-1,000,450
	01 02 02 60	Cluster 'Food, Bioeconomy, Natural Resources, Agriculture and Environment'	DA	-35,670,755	-11,890,251
	01 02 02 61	Cluster 'Food, Bioeconomy, Natural Resources, Agriculture and Environment' - Circular Bio-based Europe Joint Undertaking	DA	-3,976,329	-1,325,443
	01 02 03 01	European Innovation Council	DA	-38,685,639	-12,895,213
	01 02 03 02	European innovation ecosystems	DA	-2,889,308	-963,103
	01 02 03 03	European Institute of Innovation and Technology (EIT)	DA	-13,921,354	-4,640,452
	01 02 04 01	Widening participation and spreading excellence	DA	-13,332,529	-4,444,176
	01 02 04 02	Reforming and enhancing the European R&I system	DA	-1,704,729	-568,243
	01 04 01	Construction, operation and exploitation of the ITER facilities - European Joint Undertaking for ITER - and the Development of Fusion Energy	DA	-50,479,153	-16,826,384
	02 01 30 01	Support expenditure for the Digital Europe Programme	NDA	-6,986,000	-6,986,000
	02 02 02	EU guarantee from the InvestEU Fund - Provisioning of the common provisioning fund	DA	-18,444,104	-6,148,035
	02 02 03	InvestEU Advisory Hub, InvestEU Portal and accompanying measures	DA	-12,230,028	-4,076,676
	02 03 03 01	Connecting Europe Facility (CEF) - Digital	DA	-110,000,000	-36,666,666
	03 02 01 01	Operation and development of the internal market of goods and services	DA	-234,733	-78,244
	03 02 01 02	Internal market governance tools	DA	-53,739	-17,913
	03 02 01 03	Taxud regulatory work support - Implementation and development of the internal market	DA	-32,413	-10,804
	03 02 01 04	Company law	DA	-9,959	-3,320
	03 02 01 05	Competition policy for a stronger Union in the digital age	DA	-206,689	-68,896
	03 02 01 06	Implementation and development of the internal market for financial services	DA	-56,464	-18,821
	03 02 01 07	Market surveillance	DA	-155,442	-51,814
	03 02 02	Improving the competitiveness of enterprises, particularly SMEs, and supporting their access to markets	DA	-1,211,448	-403,816
	03 02 03 01	European standardisation	DA	-228,682	-76,227
	03 02 03 02	International financial and non-financial reporting and auditing standards	DA	-90,379	-30,126
	03 02 04 01	Ensuring high level of consumer protection and product safety	DA	-233,455	-77,818
	03 02 04 02	The participation of end users in financial services policymaking	DA	-15,924	-5,308
	03 02 05	Producing and disseminating high quality statistics on Europe	DA	-711,198	-237,066
	03 02 06	Contributing to a high level of health and welfare for humans, animals and plants	DA	-2,259,475	-753,158
	03 10 01 01	European Chemicals Agency - Chemicals legislation	DA	-2,625,000	-2,625,000
	03 10 01 02	European Chemicals Agency - Activities in the field of biocides legislation	DA	-1,412,000	-1,412,000
	03 10 04	European Securities and Markets Authority (ESMA)	DA	-750,000	-750,000
	04 01 01	Support expenditure for the Union Space Programme	NDA	-304,000	-304,000
	04 03 01	Union Secure Connectivity Programme - Contribution from Heading 1	DA	-34,500,000	-11,466,667
2		Cohesion, Resilience and Values		-808,712,422	-574,344,764
2.1		Economic, social and territorial cohesion		-133,753	-133,753
	05 02 01	ERDF - Operational expenditure	DA		0
	05 03 01	Cohesion Fund (CF) - Operational expenditure	DA		0
	07 01 01 01	Support expenditure for the ESF+ - Shared management	NDA	-133,753	-133,753
	07 02 01	ESF+ shared management strand - Operational expenditure	DA		0
2.2		Resilience and values		-808,578,669	-574,211,011
	06 01 03	Support expenditure for the European Union Recovery Instrument (EURI)	NDA	-117,647	-117,647
	06 01 05 01	Support expenditure for the EU4Health Programme	NDA	-141,715	-141,715
	06 02 02	Technical Support Instrument	DA	-6,565,174	-2,188,391

FF	Title Chapter Article Item	Description	Council's Changes on DB 2025		
			DA NDA	c/a	p/a
	06 04 01	European Union Recovery Instrument (EURI) - Payment of periodic coupon and redemption at maturity	NDA	-456,000,000	-456,000,000
	07 01 02 01	Support expenditure for Erasmus+	NDA	-533,917	-533,917
	07 01 03 01	Support expenditure for the European Solidarity Corps	NDA	-110,619	-110,619
	07 01 04 01	Support expenditure for Creative Europe	NDA	-123,284	-123,284
	07 02 04	ESF+ - Employment and Social Innovation (EaSI) strand	DA	-15,625,236	-5,208,412
	07 03 01 01	Promoting learning mobility of individuals and groups, and cooperation, inclusion and equity, excellence, creativity and innovation at the level of organisations and policies in the field of education and training - Indirect management	DA	-294,298,505	-98,099,502
	07 04 01	European Solidarity Corps	DA	-1,371,600	-457,200
	07 06 01	Equality and rights	DA	-1,661,738	-553,913
	07 06 02	Citizens engagement and participation in the democratic life of the Union	DA	-32,029,234	-10,676,411

FF	Title Chapter Article Item	Description	Council's Changes on DB 2025		
			DA NDA	c/a	p/a
3		Natural Resources and Environment		-3,884,000	-2,084,000
3.2		Other programmes of Natural Resources and Environment		-3,884,000	-2,084,000
	09 01 01 01	Support expenditure for the Programme for the Environment and Climate Action (LIFE)	NDA	-1,184,000	-1,184,000
	09 02 01	Nature and biodiversity	DA	-1,094,600	-364,867
	09 02 02	Circular economy and quality of life	DA	-666,071	-222,024
	09 02 03	Climate change mitigation and adaptation	DA	-447,374	-149,125
	09 02 04	Clean energy transition	DA	-491,955	-163,985
4		Migration and Border Management		-65,873,362	-81,206,696
	11 02 01	Instrument for Financial Support for Border Management and Visa Policy	DA	23,000,000	7,666,666
	11 10 01	European Border and Coast Guard Agency (Frontex)	DA	-88,873,362	-88,873,362
5		Security and Defence		-5,000,000	-1,700,000
	12 02 01	Internal Security Fund (ISF)	DA	-10,000,000	-3,400,000
	13 04 01	Military mobility	DA	10,000,000	3,400,000
	13 05 01	Union Secure Connectivity Programme - Contribution from Heading 5	DA	-5,000,000	-1,700,000
6		Neighbourhood and the World		21,738,355	20,888,316
	14 01 01 01	Support expenditure for the Neighbourhood, Development and International Cooperation Instrument - Global Europe	NDA	-8,261,645	-8,261,645
	14 03 01	Humanitarian aid	DA	30,000,000	29,149,961
				-1,504,968,713	-860,877,570

ANNEX 4

Administrative Expenditure - Detailed figures for the Commission Annexes

Title Chapter Article Item	Section III - Commission - ANNEXES	1		2-1		2	
		DB 2025		Council's Changes on DB 2025		Council's Position on DB 2025	
		c/a	p/a	c/a	p/a	c/a	p/a

O1 - Publications Office

O1	Publications Office						
O1 01	Administrative expenditure						
O1 01 01	Officials and temporary staff	74,758,776	74,758,776	-418,776	-418,776	74,340,000	74,340,000
O1 01 01 01	Remuneration and allowances	74,300,776	74,300,776	-418,776	-418,776	73,882,000	73,882,000
O1 01 01 02	Expenses and allowances related to recruitment, transfers and termination of service	437,000	437,000			437,000	437,000
O1 01 01 03	Personnel policy and management	p.m.	p.m.			p.m.	p.m.
O1 01 01 04	Mobility expenditure	21,000	21,000			21,000	21,000
O1 01 02	External personnel	2,815,000	2,815,000	-60,000	-60,000	2,755,000	2,755,000
O1 01 03	Other management expenditure	222,000	222,000			222,000	222,000
O1 01 03 01	Missions and representation expenses	136,000	136,000			136,000	136,000
O1 01 03 02	Meeting, expert group and conference expenses	10,000	10,000			10,000	10,000
O1 01 03 03	Studies and consultations	p.m.	p.m.			p.m.	p.m.
O1 01 03 04	Further training and management training	75,000	75,000			75,000	75,000
O1 01 03 05	Internal meetings	1,000	1,000			1,000	1,000
O1 01 04	Infrastructure and logistics	9,763,000	9,763,000			9,763,000	9,763,000
O1 01 04 01	Rents and purchases	7,405,000	7,405,000			7,405,000	7,405,000
O1 01 04 02	Expenditure linked to buildings	2,029,000	2,029,000			2,029,000	2,029,000
O1 01 04 03	Equipment and furniture	47,000	47,000			47,000	47,000
O1 01 04 04	Services and other operating expenditure	282,000	282,000			282,000	282,000
O1 01 05	Security and control expenditure	945,000	945,000			945,000	945,000
O1 01 06	Documentation and library expenditure	p.m.	p.m.			p.m.	p.m.
O1 01 07	Infrastructure policy and management	p.m.	p.m.			p.m.	p.m.
O1 01 08	Legal-related expenditure	p.m.	p.m.			p.m.	p.m.
O1 01 09	Information and communication technology	18,527,000	18,527,000			18,527,000	18,527,000
O1 01 09 01	Information systems	8,787,000	8,787,000			8,787,000	8,787,000
O1 01 09 02	Digital workplace	2,065,000	2,065,000			2,065,000	2,065,000
O1 01 09 03	Data centre and networking services	7,675,000	7,675,000			7,675,000	7,675,000
	O1 01 - Administrative expenditure	107,030,776	107,030,776	-478,776	-478,776	106,552,000	106,552,000
O1 02	Specific activities						
O1 02 01	Publications	6,965,000	6,965,000			6,965,000	6,965,000
O1 02 01 01	Official Journal of the European Union (L and C series)	3,750,000	3,750,000			3,750,000	3,750,000
O1 02 01 02	Other mandatory publications	2,207,000	2,207,000			2,207,000	2,207,000
O1 02 01 03	General publications	1,008,000	1,008,000			1,008,000	1,008,000
O1 02 02	Long-term preservation	3,369,000	3,369,000			3,369,000	3,369,000
O1 02 03	Access and reuse	3,372,000	3,372,000			3,372,000	3,372,000
	O1 02 - Specific activities	13,706,000	13,706,000			13,706,000	13,706,000
O1 10	Reserves						
O1 10 01	Provisional appropriations	478,776	478,776	-478,776	-478,776	p.m.	p.m.
O1 10 02	Contingency reserve	p.m.	p.m.			p.m.	p.m.
	O1 10 - Reserves	478,776	478,776	-478,776	-478,776	p.m.	p.m.
	O1 - Publications Office	120,736,776	120,736,776	-478,776	-478,776	120,258,000	120,258,000

Title Chapter Article Item	Section III - Commission - ANNEXES	1		2-1		2	
		DB 2025		Council's Changes on DB 2025		Council's Position on DB 2025	
		c/a	p/a	c/a	p/a	c/a	p/a

O2 - European Personnel Selection Office

O2	European Personnel Selection Office						
O2 01	Administrative expenditure						
O2 01 01	Officials and temporary staff	14,463,224	14,463,224	-4,224	-4,224	14,459,000	14,459,000
O2 01 01 01	Remuneration and allowances	14,413,224	14,413,224	-4,224	-4,224	14,409,000	14,409,000
O2 01 01 02	Expenses and allowances related to recruitment, transfers and termination of service	50,000	50,000			50,000	50,000
O2 01 01 03	Personnel policy and management	p.m.	p.m.			p.m.	p.m.
O2 01 02	External personnel	1,951,000	1,951,000	-6,000	-6,000	1,945,000	1,945,000
O2 01 03	Other management expenditure	241,850	241,850			241,850	241,850
O2 01 03 01	Missions and representation expenses	200,000	200,000			200,000	200,000
O2 01 03 02	Meeting, expert group and conference expenses	850	850			850	850
O2 01 03 03	Studies and consultations	p.m.	p.m.			p.m.	p.m.
O2 01 03 04	Further training and management training	35,000	35,000			35,000	35,000
O2 01 03 05	Internal meetings	6,000	6,000			6,000	6,000
O2 01 04	Infrastructure and logistics	2,441,700	2,441,700			2,441,700	2,441,700
O2 01 04 01	Rents and purchases	1,688,000	1,688,000			1,688,000	1,688,000
O2 01 04 02	Expenditure linked to buildings	695,000	695,000			695,000	695,000
O2 01 04 03	Equipment and furniture	8,000	8,000			8,000	8,000
O2 01 04 04	Services and other operating expenditure	50,700	50,700			50,700	50,700
O2 01 05	Security and control expenditure	322,000	322,000			322,000	322,000
O2 01 06	Documentation and library expenditure	p.m.	p.m.			p.m.	p.m.
O2 01 07	Infrastructure policy and management	p.m.	p.m.			p.m.	p.m.
O2 01 08	Legal-related expenditure	p.m.	p.m.			p.m.	p.m.
O2 01 09	Information and communication technology	2,499,000	2,499,000			2,499,000	2,499,000
O2 01 09 01	Information systems	1,935,000	1,935,000			1,935,000	1,935,000
O2 01 09 02	Digital workplace	222,000	222,000			222,000	222,000
O2 01 09 03	Data centre and networking services	342,000	342,000			342,000	342,000
	O2 01 - Administrative expenditure	21,918,774	21,918,774	-10,224	-10,224	21,908,550	21,908,550
O2 02	Interinstitutional cooperation, interinstitutional services and activities						
O2 02 01	Interinstitutional competitions	4,000,000	4,000,000			4,000,000	4,000,000
	O2 02 - Interinstitutional cooperation, interinstitutional services and activities	4,000,000	4,000,000			4,000,000	4,000,000
O2 03	European School of Administration (EUSA)						
O2 03 01	Management training	1,352,000	1,352,000			1,352,000	1,352,000
O2 03 02	Induction courses	884,000	884,000			884,000	884,000
O2 03 03	Training for certification	572,000	572,000			572,000	572,000
	O2 03 - European School of Administration (EUSA)	2,808,000	2,808,000			2,808,000	2,808,000
O2 10	Reserves						
O2 10 01	Provisional appropriations	10,224	10,224	-10,224	-10,224	p.m.	p.m.
O2 10 02	Contingency reserve	p.m.	p.m.			p.m.	p.m.
	O2 10 - Reserves	10,224	10,224	-10,224	-10,224	p.m.	p.m.
	O2 - European Personnel Selection Office	28,726,774	28,726,774	-10,224	-10,224	28,716,550	28,716,550

Title Chapter Article Item	Section III - Commission - ANNEXES	1		2-1		2	
		DB 2025		Council's Changes on DB 2025		Council's Position on DB 2025	
		c/a	p/a	c/a	p/a	c/a	p/a

O3 - Office for Administration and Payment of Individual Entitlements

O3	Office for Administration and Payment of Individual Entitlements						
O3 01	Administrative expenditure						
O3 01 01	Officials and temporary staff	19,997,120	19,997,120	-15,120	-15,120	19,982,000	19,982,000
O3 01 01 01	Remuneration and allowances	17,603,120	17,603,120	-15,120	-15,120	17,588,000	17,588,000
O3 01 01 02	Expenses and allowances related to recruitment, transfers and termination of service	108,000	108,000			108,000	108,000
O3 01 01 03	Personnel policy and management	2,286,000	2,286,000			2,286,000	2,286,000
O3 01 02	External personnel	22,325,992	22,325,992	-94,992	-94,992	22,231,000	22,231,000
O3 01 03	Other management expenditure	163,000	163,000			163,000	163,000
O3 01 03 01	Missions and representation expenses	88,000	88,000			88,000	88,000
O3 01 03 02	Meeting, expert group and conference expenses	8,000	8,000			8,000	8,000
O3 01 03 03	Further training and management training	64,000	64,000			64,000	64,000
O3 01 03 04	Internal meetings	3,000	3,000			3,000	3,000
O3 01 04	Infrastructure and logistics	4,231,100	4,231,100			4,231,100	4,231,100
O3 01 04 01	Rents and purchases	2,689,000	2,689,000			2,689,000	2,689,000
O3 01 04 02	Expenditure linked to buildings	1,259,000	1,259,000			1,259,000	1,259,000
O3 01 04 03	Equipment and furniture	70,000	70,000			70,000	70,000
O3 01 04 04	Services and other operating expenditure	213,100	213,100			213,100	213,100
O3 01 05	Security and control expenditure	676,000	676,000			676,000	676,000
O3 01 06	Documentation and library expenditure	p.m.	p.m.			p.m.	p.m.
O3 01 07	Infrastructure policy and management	p.m.	p.m.			p.m.	p.m.
O3 01 08	Legal-related expenditure	p.m.	p.m.			p.m.	p.m.
O3 01 09	Information and communication technology	9,085,864	9,085,864			9,085,864	9,085,864
O3 01 09 01	Information systems	6,950,864	6,950,864			6,950,864	6,950,864
O3 01 09 02	Digital workplace	841,000	841,000			841,000	841,000
O3 01 09 03	Data centre and networking services	1,294,000	1,294,000			1,294,000	1,294,000
	O3 01 - Administrative expenditure	56,479,076	56,479,076	-110,112	-110,112	56,368,964	56,368,964
O3 10	Reserves						
O3 10 01	Provisional appropriations	110,112	110,112	-110,112	-110,112	p.m.	p.m.
O3 10 02	Contingency reserve	p.m.	p.m.			p.m.	p.m.
	O3 10 - Reserves	110,112	110,112	-110,112	-110,112	p.m.	p.m.
O3 - Office for Administration and Payment of Individual Entitlements		56,479,076	56,479,076	-110,112	-110,112	56,368,964	56,368,964

Title Chapter Article Item	Section III - Commission - ANNEXES	1		2-1		2	
		DB 2025		Council's Changes on DB 2025		Council's Position on DB 2025	
		c/a	p/a	c/a	p/a	c/a	p/a

O4 - Office for Infrastructure and Logistics - Brussels

O4	Office for Infrastructure and Logistics - Brussels						
O4 01	Administrative expenditure						
O4 01 01	Officials and temporary staff	37,443,000	37,443,000			37,443,000	37,443,000
O4 01 01 01	Remuneration and allowances	37,289,000	37,289,000			37,289,000	37,289,000
O4 01 01 02	Expenses and allowances related to recruitment, transfers and termination of service	154,000	154,000			154,000	154,000
O4 01 01 03	Personnel policy and management	p.m.	p.m.			p.m.	p.m.
O4 01 02	External personnel	43,815,000	43,815,000			43,815,000	43,815,000
O4 01 02 01	External personnel - OIB	30,812,000	30,812,000			30,812,000	30,812,000
O4 01 02 02	External personnel - Childcare facilities	13,003,000	13,003,000			13,003,000	13,003,000
O4 01 03	Other management expenditure	349,800	349,800			349,800	349,800
O4 01 03 01	Missions and representation expenses	80,000	80,000			80,000	80,000
O4 01 03 02	Meeting, expert group and conference expenses	1,000	1,000			1,000	1,000
O4 01 03 03	Further training and management training	262,000	262,000			262,000	262,000
O4 01 03 04	Internal meetings	6,800	6,800			6,800	6,800
O4 01 04	Infrastructure and logistics	8,963,000	8,963,000			8,963,000	8,963,000
O4 01 04 01	Rents and purchases	6,171,000	6,171,000			6,171,000	6,171,000
O4 01 04 02	Expenditure linked to buildings	2,027,000	2,027,000			2,027,000	2,027,000
O4 01 04 03	Equipment and furniture	119,000	119,000			119,000	119,000
O4 01 04 04	Services and other operating expenditure	646,000	646,000			646,000	646,000
O4 01 05	Security and control expenditure	1,137,000	1,137,000			1,137,000	1,137,000
O4 01 06	Documentation and library expenditure	p.m.	p.m.			p.m.	p.m.
O4 01 07	Infrastructure policy and management	p.m.	p.m.			p.m.	p.m.
O4 01 08	Legal-related expenditure	p.m.	p.m.			p.m.	p.m.
O4 01 09	Information and communication technology	7,358,492	7,358,492			7,358,492	7,358,492
O4 01 09 01	Information systems	2,086,235	2,086,235			2,086,235	2,086,235
O4 01 09 02	Digital workplace	2,316,826	2,316,826			2,316,826	2,316,826
O4 01 09 03	Data centre and networking services	2,955,431	2,955,431			2,955,431	2,955,431
	O4 01 - Administrative expenditure	99,066,292	99,066,292			99,066,292	99,066,292
O4 10	Reserves						
O4 10 01	Provisional appropriations	p.m.	p.m.			p.m.	p.m.
O4 10 02	Contingency reserve	p.m.	p.m.			p.m.	p.m.
	O4 10 - Reserves	p.m.	p.m.			p.m.	p.m.
O4 - Office for Infrastructure and Logistics - Brussels		99,066,292	99,066,292			99,066,292	99,066,292

Title Chapter Article Item	Section III - Commission - ANNEXES	1		2-1		2	
		DB 2025		Council's Changes on DB 2025		Council's Position on DB 2025	
		c/a	p/a	c/a	p/a	c/a	p/a

O5 - Office for Infrastructure and Logistics - Luxembourg

O5	Office for Infrastructure and Logistics - Luxembourg						
O5 01	Administrative expenditure						
O5 01 01	Officials and temporary staff	13,176,440	13,176,440	-124,440	-124,440	13,052,000	13,052,000
O5 01 01 01	Remuneration and allowances	13,089,440	13,089,440	-124,440	-124,440	12,965,000	12,965,000
O5 01 01 02	Expenses and allowances related to recruitment, transfers and termination of service	87,000	87,000			87,000	87,000
O5 01 01 03	Personnel policy and management	p.m.	p.m.			p.m.	p.m.
O5 01 02	External personnel	13,409,352	13,409,352	-560,352	-560,352	12,849,000	12,849,000
O5 01 02 01	External personnel - OIL	9,903,352	9,903,352	-560,352	-560,352	9,343,000	9,343,000
O5 01 02 02	External personnel - Childcare facilities	3,506,000	3,506,000			3,506,000	3,506,000
O5 01 03	Other management expenditure	165,000	165,000			165,000	165,000
O5 01 03 01	Missions and representation expenses	65,000	65,000			65,000	65,000
O5 01 03 02	Meeting, expert group and conference expenses	1,000	1,000			1,000	1,000
O5 01 03 03	Further training and management training	96,000	96,000			96,000	96,000
O5 01 03 04	Internal meetings	3,000	3,000			3,000	3,000
O5 01 04	Infrastructure and logistics	4,036,200	4,036,200			4,036,200	4,036,200
O5 01 04 01	Rents and purchases	2,620,000	2,620,000			2,620,000	2,620,000
O5 01 04 02	Expenditure linked to buildings	1,211,000	1,211,000			1,211,000	1,211,000
O5 01 04 03	Equipment and furniture	142,000	142,000			142,000	142,000
O5 01 04 04	Services and other operating expenditure	63,200	63,200			63,200	63,200
O5 01 05	Security and control expenditure	545,000	545,000			545,000	545,000
O5 01 06	Documentation and library expenditure	p.m.	p.m.			p.m.	p.m.
O5 01 07	Infrastructure policy and management	p.m.	p.m.			p.m.	p.m.
O5 01 08	Legal-related expenditure	p.m.	p.m.			p.m.	p.m.
O5 01 09	Information and communication technology	1,899,000	1,899,000			1,899,000	1,899,000
O5 01 09 01	Information systems	520,598	520,598			520,598	520,598
O5 01 09 02	Digital workplace	607,932	607,932			607,932	607,932
O5 01 09 03	Data centre and networking services	770,470	770,470			770,470	770,470
	O5 01 - Administrative expenditure	33,230,992	33,230,992	-684,792	-684,792	32,546,200	32,546,200
O5 10	Reserves						
O5 10 01	Provisional appropriations	684,792	684,792	-684,792	-684,792	p.m.	p.m.
O5 10 02	Contingency reserve	p.m.	p.m.			p.m.	p.m.
	O5 10 - Reserves	684,792	684,792	-684,792	-684,792	p.m.	p.m.
	O5 - Office for Infrastructure and Logistics - Luxembourg	33,230,992	33,230,992	-684,792	-684,792	32,546,200	32,546,200

Title Chapter Article Item	Section III - Commission - ANNEXES	1		2-1		2	
		DB 2025		Council's Changes on DB 2025		Council's Position on DB 2025	
		c/a	p/a	c/a	p/a	c/a	p/a

O6 - European Anti-Fraud Office (OLAF)

O6	European Anti-Fraud Office (OLAF)						
O6 01	Administrative expenditure						
O6 01 01	Officials and temporary staff	50,864,224	50,864,224	-4,224	-4,224	50,860,000	50,860,000
O6 01 01 01	Remuneration and allowances	50,652,224	50,652,224	-4,224	-4,224	50,648,000	50,648,000
O6 01 01 02	Expenses and allowances related to recruitment, transfers and termination of service	212,000	212,000			212,000	212,000
O6 01 01 03	Personnel policy and management	p.m.	p.m.			p.m.	p.m.
O6 01 02	External personnel	3,046,000	3,046,000			3,046,000	3,046,000
O6 01 03	Other management expenditure	1,312,100	1,312,100			1,312,100	1,312,100
O6 01 03 01	Missions and representation expenses	837,000	837,000			837,000	837,000
O6 01 03 02	Meetings and expert groups' expenses	69,000	69,000			69,000	69,000
O6 01 03 03	Studies and consultations	250,000	250,000			250,000	250,000
O6 01 03 04	Further training and management training	151,000	151,000			151,000	151,000
O6 01 03 05	Internal meetings	5,100	5,100			5,100	5,100
O6 01 04	Infrastructure and logistics	8,176,800	8,176,800			8,176,800	8,176,800
O6 01 04 01	Rents and purchases	6,671,800	6,671,800			6,671,800	6,671,800
O6 01 04 02	Expenditure linked to buildings	1,214,000	1,214,000			1,214,000	1,214,000
O6 01 04 03	Equipment and furniture	124,000	124,000			124,000	124,000
O6 01 04 04	Services and other operating expenditure	167,000	167,000			167,000	167,000
O6 01 04 05	Translation expenditure	p.m.	p.m.			p.m.	p.m.
O6 01 05	Security and control expenditure	341,700	341,700			341,700	341,700
O6 01 06	Documentation and library expenditure	5,500	5,500			5,500	5,500
O6 01 07	Infrastructure policy and management	p.m.	p.m.			p.m.	p.m.
O6 01 08	Legal-related expenditure	p.m.	p.m.			p.m.	p.m.
O6 01 09	Information and communication technology	5,676,650	5,676,650			5,676,650	5,676,650
O6 01 09 01	Information systems	4,131,229	4,131,229			4,131,229	4,131,229
O6 01 09 02	Digital workplace	p.m.	p.m.			p.m.	p.m.
O6 01 09 03	Data centre and networking services	1,545,421	1,545,421			1,545,421	1,545,421
	O6 01 - Administrative expenditure	69,422,974	69,422,974	-4,224	-4,224	69,418,750	69,418,750
O6 02	Specific activities						
O6 02 01	Controls, studies, analyses and activities specific to the European Anti-Fraud Office	950,000	950,000			950,000	950,000
O6 02 02	Information and communication measures	150,000	150,000			150,000	150,000
	O6 02 - Specific activities	1,100,000	1,100,000			1,100,000	1,100,000
O6 10	Reserves						
O6 10 01	Provisional appropriations	4,224	4,224	-4,224	-4,224	p.m.	p.m.
O6 10 02	Contingency reserve	p.m.	p.m.			p.m.	p.m.
	O6 10 - Reserves	4,224	4,224	-4,224	-4,224	p.m.	p.m.
	O6 - European Anti-Fraud Office (OLAF)	70,522,974	70,522,974	-4,224	-4,224	70,518,750	70,518,750

Title Chapter Article Item	Section III - Commission - ANNEXES	1		2-1		2	
		DB 2025		Council's Changes on DB 2025		Council's Position on DB 2025	
		c/a	p/a	c/a	p/a	c/a	p/a


PA - Preparatory actions

PA	Preparatory actions						
PA 01	Research and Innovation						
PA 01 16	2016	p.m.	p.m.			p.m.	p.m.
PA 01 16 01	Preparatory action - Open knowledge technologies: mapping and validating knowledge	p.m.	p.m.			p.m.	p.m.
PA 01 16 02	Preparatory action - REIsearch (Research excellence innovation framework) - Enhancing the competitiveness of the European Research Area by increasing communication among researchers, citizens, industry and policymakers	p.m.	p.m.			p.m.	p.m.
PA 01 18	2018	p.m.	p.m.			p.m.	p.m.
PA 01 18 01	Preparatory action - Creating a European Digital Academy	p.m.	p.m.			p.m.	p.m.
PA 01 19	2019	p.m.	p.m.			p.m.	p.m.
PA 01 19 01	Preparatory action - Preparing the new EU Govsatcom programme	p.m.	p.m.			p.m.	p.m.
PA 01 19 02	Preparatory action - Application of web accessibility requirements in web-authoring tools and platforms by default (Web Access By Default)	p.m.	p.m.			p.m.	p.m.
PA 01 20	2020	p.m.	735,220			p.m.	735,220
PA 01 20 01	Preparatory action - Art and the digital: Unleashing creativity for European industry, regions and society	p.m.	735,220			p.m.	735,220
PA 01 21	2021	p.m.	p.m.			p.m.	p.m.
PA 01 21 01	Preparatory action -Advancing evidence for policy at Union, regional and local level	p.m.	p.m.			p.m.	p.m.
PA 01 21 02	Preparatory action - Increasing access to educational tools in areas and communities with low connectivity or access to technologies	p.m.	p.m.			p.m.	p.m.
PA 01 22	2022	p.m.	2,855,214			p.m.	2,855,214
PA 01 22 01	Preparatory action - Art and the digital: unleashing creativity for European water management	p.m.	2,299,614			p.m.	2,299,614
PA 01 22 02	Preparatory action - European Startups 2.0 - Taking Europe's startup economy to the next level through data-driven insights, research and events	p.m.	385,600			p.m.	385,600
PA 01 22 03	Preparatory action - New European Bauhaus Knowledge Management Platform	p.m.	170,000			p.m.	170,000
PA 01 22 04	Preparatory action - The EU Blockchain Observatory and Forum	p.m.	p.m.			p.m.	p.m.
PA 01 23	2023	p.m.	4,500,000			p.m.	4,500,000
PA 01 23 01	Preparatory action - Energy Prosumers Repository - Monitoring the development of prosumer actions across the Union	p.m.	2,250,000			p.m.	2,250,000
PA 01 23 02	Preparatory action - European Fellowship Scheme for Researchers at Risk	p.m.	p.m.			p.m.	p.m.
PA 01 23 03	Preparatory action - Promote worldwide a European way to digital innovation rooted in culture	p.m.	p.m.			p.m.	p.m.
PA 01 23 04	Preparatory action - Support Service for citizens led renovation projects	p.m.	2,250,000			p.m.	2,250,000
PA 01 24	2024	p.m.	3,300,000			p.m.	3,300,000
PA 01 24 01	Preparatory action - FOSSEPS 2	p.m.	1,000,000			p.m.	1,000,000
PA 01 24 02	Preparatory action - Implementation of the SDGs in the EU regions - from monitoring to action	p.m.	900,000			p.m.	900,000
PA 01 24 03	Preparatory action - Partnerships for Regional Innovation	p.m.	500,000			p.m.	500,000
PA 01 24 04	Preparatory action - Startup village forum and rural innovation valleys	p.m.	900,000			p.m.	900,000
	PA 01 - Research and Innovation	p.m.	11,390,434			p.m.	11,390,434
PA 02	European Strategic Investments						
PA 02 18	2018	p.m.	2,000,000			p.m.	2,000,000
PA 02 18 01	Preparatory action - Establishing comprehensive support for coal and carbon-intensive regions in transition	p.m.	2,000,000			p.m.	2,000,000
PA 02 19	2019	p.m.	p.m.			p.m.	p.m.
PA 02 19 01	Preparatory action - User-friendly information tool on urban and regional vehicle access regulation schemes	p.m.	p.m.			p.m.	p.m.
PA 02 20	2020	p.m.	p.m.			p.m.	p.m.
PA 02 20 01	Preparatory action - Teaching island authorities and communities how to tender for renewable energy projects	p.m.	p.m.			p.m.	p.m.
PA 02 20 02	Preparatory action - Strengthening cooperation on climate action among villages in the Union and beyond through the creation of a rural identity within the Covenant of Mayors	p.m.	p.m.			p.m.	p.m.
PA 02 20 03	Preparatory action - Artificial Intelligence and Big Data in the digital transformation of public administrations in Europe: a European platform of regions	p.m.	p.m.			p.m.	p.m.
PA 02 20 04	Preparatory action - Smart local administration drawing on the Internet of Things, artificial intelligence, virtual reality and machine learning tools to get closer to the citizen	p.m.	p.m.			p.m.	p.m.
PA 02 22	2022	p.m.	814,305			p.m.	814,305
PA 02 22 01	Preparatory action - EU Road Safety Exchange +	p.m.	268,305			p.m.	268,305
PA 02 22 02	Preparatory action - EU Space Data for autonomous vessels in Inland waterways	p.m.	546,000			p.m.	546,000

Title Chapter Article Item	Section III - Commission - ANNEXES	1		2-1		2	
		DB 2025		Council's Changes on DB 2025		Council's Position on DB 2025	
		c/a	p/a	c/a	p/a	c/a	p/a
PA 02 24	2024	p.m.	550,000			p.m.	550,000
PA 02 24 01	Preparatory action - Environmental Labelling for Aviation II	p.m.	p.m.			p.m.	p.m.
PA 02 24 02	Preparatory action - Establishing book and claim system for SAF	p.m.	p.m.			p.m.	p.m.
PA 02 24 03	Preparatory action - Preparation of the EU regulatory framework for Higher Airspace Operations	p.m.	p.m.			p.m.	p.m.
PA 02 24 04	Preparatory action - Sustainable Innovative Air Mobility (IAM) Hub II	p.m.	p.m.			p.m.	p.m.
PA 02 24 05	Preparatory action - The European Green Digital Coalition moves to Action	p.m.	550,000			p.m.	550,000


Title Chapter Article Item	Section III - Commission - ANNEXES	1		2-1		2	
		DB 2025		Council's Changes on DB 2025		Council's Position on DB 2025	
		c/a	p/a	c/a	p/a	c/a	p/a
	PA 02 - European Strategic Investments	p.m.	3,364,305			p.m.	3,364,305
PA 03	Single Market						
PA 03 19	2019	p.m.	p.m.			p.m.	p.m.
PA 03 19 01	Preparatory action - Reducing youth unemployment - setting up co-operatives to enhance working opportunities in the Union	p.m.	p.m.			p.m.	p.m.
PA 03 20	2020	p.m.	300,000			p.m.	300,000
PA 03 20 01	Preparatory action - Erasmus for Young Entrepreneurs Global / Achieve Leadership in Entrepreneurship and Cooperation Opportunities	p.m.	p.m.			p.m.	p.m.
PA 03 20 04	Preparatory action - EU Tax and Financial Crimes Observatory - Capacity building to support Union policymaking in the area of taxation	p.m.	300,000			p.m.	300,000
PA 03 20 05	Preparatory action - Assessing alleged differences in the quality of products sold on the internal market	p.m.	p.m.			p.m.	p.m.
PA 03 21	2021	p.m.	p.m.			p.m.	p.m.
PA 03 21 01	Preparatory action - Development of non-aversion stunning methods for pigs	p.m.	p.m.			p.m.	p.m.
PA 03 22	2022	p.m.	2,144,602			p.m.	2,144,602
PA 03 22 01	Preparatory action - Analysis of life-cycle GHG emissions of Union buildings	p.m.	599,740			p.m.	599,740
PA 03 22 02	Preparatory action - Developing a system for the automated measuring of tail length and tail lesions of pigs at the slaughter line	p.m.	418,652			p.m.	418,652
PA 03 22 03	Preparatory action - Developing tools for the digitalisation of market surveillance authorities	p.m.	p.m.			p.m.	p.m.
PA 03 22 04	Preparatory action - Establishing basis for a tourism common policy	p.m.	1,126,210			p.m.	1,126,210
PA 03 22 05	Preparatory action - Operationality of the Tourism of Tomorrow Lab (To of To Lab)	p.m.	p.m.			p.m.	p.m.
PA 03 22 06	Preparatory action - Transparency in public procurement	p.m.	p.m.			p.m.	p.m.
PA 03 23	2023	p.m.	560,000			p.m.	560,000
PA 03 23 01	Preparatory action - Developing a methodology and sustainability standards for mitigating the environmental impact of crypto-assets	p.m.	560,000			p.m.	560,000
PA 03 24	2024	p.m.	1,700,000			p.m.	1,700,000
PA 03 24 01	Preparatory action - Creation of the European Capital of Small Retail (ECSR)	p.m.	900,000			p.m.	900,000
PA 03 24 02	Preparatory action - Harmonized fire statistics as a tool for enhancing pan-European fire safety efforts	p.m.	300,000			p.m.	300,000
PA 03 24 03	Preparatory action - Upskilling and reskilling the Tourism Ecosystem I Tourism Knowledge hub and Tourism Data Space	p.m.	500,000			p.m.	500,000
	PA 03 - Single Market	p.m.	4,704,602			p.m.	4,704,602
PA 04	Space						
PA 04 24	2024	p.m.	3,000,000			p.m.	3,000,000
PA 04 24 01	Preparatory action - Game-changing innovation for European launch solutions	p.m.	2,500,000			p.m.	2,500,000
PA 04 24 02	Preparatory action - Innovative user terminals for European secure satellite communication service	p.m.	500,000			p.m.	500,000
	PA 04 - Space	p.m.	3,000,000			p.m.	3,000,000
PA 05	Regional Development and Cohesion						
PA 05 20	2020	p.m.	73,875			p.m.	73,875
PA 05 20 01	Preparatory action - The Adriatic Ionian Network of Universities, Regions, Chambers of Commerce and Cities spin-off	p.m.	p.m.			p.m.	p.m.
PA 05 20 02	Preparatory action - The European Strategy for the Adriatic and Ionian Region (EUSAIR): generation and preparation of initiatives and projects supporting multilevel governance and partnerships with added value for the region	p.m.	73,875			p.m.	73,875
	PA 05 - Regional Development and Cohesion	p.m.	73,875			p.m.	73,875
PA 07	Investing in People, Social Cohesion and Values						
PA 07 16	2016	p.m.	p.m.			p.m.	p.m.
PA 07 16 02	Preparatory action - Subtitling European cultural television content throughout Europe	p.m.	p.m.			p.m.	p.m.
PA 07 17	2017	p.m.	p.m.			p.m.	p.m.
PA 07 17 01	Preparatory action - Child Guarantee Scheme / Establishing A European child guarantee and financial support	p.m.	p.m.			p.m.	p.m.
PA 07 18	2018	p.m.	p.m.			p.m.	p.m.
PA 07 18 01	Preparatory action - DiscoverEU: Free travel pass for Europeans turning 18	p.m.	p.m.			p.m.	p.m.
PA 07 18 02	Preparatory action - Exchanges and mobility in sport	p.m.	p.m.			p.m.	p.m.
PA 07 18 04	Preparatory action - Music Moves Europe: Boosting European music diversity and talent	p.m.	p.m.			p.m.	p.m.
PA 07 18 05	Preparatory action - Monitoring media pluralism in the digital era	p.m.	p.m.			p.m.	p.m.
PA 07 18 06	Preparatory action - Media literacy for all	p.m.	p.m.			p.m.	p.m.
PA 07 18 07	Preparatory action - European Houses of Culture	p.m.	p.m.			p.m.	p.m.
PA 07 18 08	Preparatory action - Union fund for financial support for litigating cases relating to violations of democracy, rule of law and fundamental rights	p.m.	p.m.			p.m.	p.m.
PA 07 19	2019	p.m.	p.m.			p.m.	p.m.
PA 07 19 01	Preparatory action - Cross-border investigative journalism fund	p.m.	p.m.			p.m.	p.m.
PA 07 19 02	Preparatory action - Cinemas as innovation hubs for local communities	p.m.	p.m.			p.m.	p.m.

Title Chapter Article Item	Section III - Commission - ANNEXES	1		2-1		2	
		DB 2025		Council's Changes on DB 2025		Council's Position on DB 2025	
		c/a	p/a	c/a	p/a	c/a	p/a
PA 07 19 03	Preparatory action - Monitoring and coaching, through sports, of youngsters at risk of radicalisation	p.m.	p.m.			p.m.	p.m.
PA 07 19 06	Preparatory action - Sport as a tool for integration and social inclusion of refugees	p.m.	p.m.			p.m.	p.m.
PA 07 19 07	Preparatory action - Capacity building, programmatic development and communication in the context of the fight against money laundering and financial crimes	p.m.	p.m.			p.m.	p.m.



Title Chapter Article Item	Section III - Commission - ANNEXES	1		2-1		2	
		DB 2025		Council's Changes on DB 2025		Council's Position on DB 2025	
		c/a	p/a	c/a	p/a	c/a	p/a
PA 07 20	2020	p.m.	1,299,657			p.m.	1,299,657
PA 07 20 01	Preparatory action - Media councils in the digital age	p.m.	p.m.			p.m.	p.m.
PA 07 20 02	Preparatory action - Grassroots sports programmes and infrastructure innovation	p.m.	500,000			p.m.	500,000
PA 07 20 03	Preparatory action - Finance, Learning, Innovation and Patenting for Cultural and Creative Industries (FLIP for CCI's)	p.m.	p.m.			p.m.	p.m.
PA 07 20 04	Preparatory action - Protecting the Jewish Cemeteries of Europe: a full mapping process with research and monitoring and individual costed proposals for protection	p.m.	p.m.			p.m.	p.m.
PA 07 20 05	Preparatory action - Bottom-up policy development for culture and well-being in the Union	p.m.	p.m.			p.m.	p.m.
PA 07 20 06	Preparatory action - Roma Civil Monitor - Strengthening capacity and involvement of Roma and pro-Roma civil society in policy monitoring and review	p.m.	799,657			p.m.	799,657
PA 07 21	2021	p.m.	4,500,000			p.m.	4,500,000
PA 07 21 01	Preparatory action - European media platforms	p.m.	3,000,000			p.m.	3,000,000
PA 07 21 02	Preparatory action -A Europe-wide rapid response mechanism for violations of press and media freedom	p.m.	p.m.			p.m.	p.m.
PA 07 21 03	Preparatory action -Writing European	p.m.	1,500,000			p.m.	1,500,000
PA 07 21 04	Preparatory action - Emergency support fund for investigative journalists and media organisations to ensure media freedom in the Union	p.m.	p.m.			p.m.	p.m.
PA 07 22	2022	p.m.	3,721,077			p.m.	3,721,077
PA 07 22 01	Preparatory action - A European public sphere: a new online media offer for young Europeans	p.m.	3,721,077			p.m.	3,721,077
PA 07 23	2023	p.m.	212,500			p.m.	212,500
PA 07 23 01	Preparatory action - Network of European fact-checkers to fight disinformation	p.m.	212,500			p.m.	212,500
PA 07 24	2024	p.m.	2,325,000			p.m.	2,325,000
PA 07 24 01	Preparatory action - European Festival of Journalism and Media Freedom	p.m.	750,000			p.m.	750,000
PA 07 24 02	Preparatory action - European Narratives Observatory to fight disinformation	p.m.	1,575,000			p.m.	1,575,000
	PA 07 - Investing in People, Social Cohesion and Values	p.m.	12,058,234			p.m.	12,058,234
PA 08	Agriculture and Maritime Policy						
PA 08 18	2018	p.m.	p.m.			p.m.	p.m.
PA 08 18 01	Preparatory action - Smart rural areas in the 21st century	p.m.	p.m.			p.m.	p.m.
	PA 08 - Agriculture and Maritime Policy	p.m.	p.m.			p.m.	p.m.
PA 09	Environment and Climate Action						
PA 09 20	2020	p.m.	207,226			p.m.	207,226
PA 09 20 01	Preparatory action - EU pollinator monitoring and indicators	p.m.	p.m.			p.m.	p.m.
PA 09 20 02	Preparatory action - Environmental monitoring through honey bees	p.m.	p.m.			p.m.	p.m.
PA 09 20 03	Preparatory action - Measuring the pulse of European biodiversity using the Red List Index	p.m.	p.m.			p.m.	p.m.
PA 09 20 04	Preparatory action - Promoting alternatives to animal testing	p.m.	207,226			p.m.	207,226
PA 09 20 05	Preparatory action - Creation of a European drought resilience and adaptation observatory	p.m.	p.m.			p.m.	p.m.
PA 09 22	2022	p.m.	1,049,994			p.m.	1,049,994
PA 09 22 01	Preparatory action - EU Clearing House for Sustainable Aviation Fuels (SAF)	p.m.	300,000			p.m.	300,000
PA 09 22 02	Preparatory action - EU Grassland Watch	p.m.	749,994			p.m.	749,994
PA 09 24	2024	p.m.	500,000			p.m.	500,000
PA 09 24 01	Preparatory action - EU Biodiversity Observation Centre	p.m.	500,000			p.m.	500,000
	PA 09 - Environment and Climate Action	p.m.	1,757,220			p.m.	1,757,220
PA 12	Security						
PA 12 20	2020	p.m.	p.m.			p.m.	p.m.
PA 12 20 01	Preparatory action - EU-coordinated Darknet monitoring to counter criminal activities	p.m.	p.m.			p.m.	p.m.
	PA 12 - Security	p.m.	p.m.			p.m.	p.m.
PA 13	Defence						
PA 13 17	2017	p.m.	p.m.			p.m.	p.m.
PA 13 17 01	Preparatory action on defence research	p.m.	p.m.			p.m.	p.m.
	PA 13 - Defence	p.m.	p.m.			p.m.	p.m.
PA 14	External Action						
PA 14 12	2012	p.m.	p.m.			p.m.	p.m.
PA 14 12 01	Preparatory action - New Euro-Mediterranean strategy for youth employment promotion	p.m.	p.m.			p.m.	p.m.
PA 14 17	2017	p.m.	p.m.			p.m.	p.m.
PA 14 17 01	Preparatory action - Integrated approach to developing and rolling out health solutions to tackle neglected tropical diseases in endemic areas	p.m.	p.m.			p.m.	p.m.

Title Chapter Article Item	Section III - Commission - ANNEXES	1		2-1		2	
		DB 2025		Council's Changes on DB 2025		Council's Position on DB 2025	
		c/a	p/a	c/a	p/a	c/a	p/a
		p.m.	p.m.			p.m.	p.m.
	PA 14 - External Action						
	PA - Preparatory actions	p.m.	36,348,670			p.m.	36,348,670




Title Chapter Article Item	Section III - Commission - ANNEXES	1		2-1		2	
		DB 2025		Council's Changes on DB 2025		Council's Position on DB 2025	
		c/a	p/a	c/a	p/a	c/a	p/a

PP - Pilot projects


PP	Pilot projects						
PP 01	Research and Innovation						
PP 01 18	2018	p.m.	p.m.			p.m.	p.m.
PP 01 18 01	Pilot project - European start-up and scale-up ecosystem graph	p.m.	p.m.			p.m.	p.m.
PP 01 18 02	Pilot project - Art and the digital: Unleashing creativity for European industry, regions and society	p.m.	p.m.			p.m.	p.m.
PP 01 18 03	Pilot project - European ecosystem of distributed ledger technologies for social and public good	p.m.	p.m.			p.m.	p.m.
PP 01 19	2019	p.m.	p.m.			p.m.	p.m.
PP 01 19 05	Pilot project - Girls 4 STEM in Europe	p.m.	p.m.			p.m.	p.m.
PP 01 19 06	Pilot project - Digital European platform of quality content providers	p.m.	p.m.			p.m.	p.m.
PP 01 20	2020	p.m.	p.m.			p.m.	p.m.
PP 01 20 01	Pilot project - Aviation resilience to GNSS jamming and cyber-threats	p.m.	p.m.			p.m.	p.m.
PP 01 20 02	Pilot project - The use of Galileo and EGNOS to reduce the number of cardiac-arrest-related deaths	p.m.	p.m.			p.m.	p.m.
PP 01 20 03	Pilot project - Art and the digital: unleashing creativity for European water management	p.m.	p.m.			p.m.	p.m.
PP 01 20 04	Pilot project - Inclusive web accessibility for persons with cognitive disabilities (web inclusiveness: access for all)	p.m.	p.m.			p.m.	p.m.
PP 01 21	2021	p.m.	2,348,609			p.m.	2,348,609
PP 01 21 01	Pilot project - Feasibility study on reduction of traffic-related particulate emissions by means of vehicle-mounted fine dust filtration	p.m.	554,516			p.m.	554,516
PP 01 21 02	Pilot project -Support service for citizens led renovation projects	p.m.	955,227			p.m.	955,227
PP 01 21 03	Pilot project - Promote worldwide a European way to digital innovation rooted in culture	p.m.	599,736			p.m.	599,736
PP 01 21 04	Pilot project -Europe-wide solutions for free and open source software use by public services in the Union	p.m.	p.m.			p.m.	p.m.
PP 01 21 05	Pilot project - European entrepreneurial E-learning platform helping SMEs to adapt to the current context	p.m.	239,130			p.m.	239,130
PP 01 22	2022	p.m.	843,100			p.m.	843,100
PP 01 22 01	Pilot project - Development of an automated database to collect and structure non-animal methods (NAMs) for use in biomedical research	p.m.	200,000			p.m.	200,000
PP 01 22 02	Pilot project - Establishing new common methodologies, including metrics and statistics and using data analytics, which are more adequate to analyse the gender gap in investments in innovative ventures at regional, national and European level (in particular the European Innovation Council, European Investment Fund and European Investment Bank)	p.m.	447,150			p.m.	447,150
PP 01 22 03	Pilot project - EU Innovation Procurement Observatory	p.m.	p.m.			p.m.	p.m.
PP 01 22 04	Pilot project - Monitoring European Policies via the Union data ecosystem	p.m.	p.m.			p.m.	p.m.
PP 01 22 05	Pilot project - Innovation Radar Bridge - Building links and increased activity between Innovation Radar innovators, European investors and policy makers	p.m.	195,950			p.m.	195,950
PP 01 22 06	Pilot project - Monitoring the Sustainable Development Goals in the Union regions - Filling the data gaps	p.m.	p.m.			p.m.	p.m.
PP 01 23	2023	p.m.	1,345,000			p.m.	1,345,000
PP 01 23 01	Pilot project - EU Forum for Boosting Energy Efficient Behaviour	p.m.	600,000			p.m.	600,000
PP 01 23 02	Pilot project - EU Public repository of Public Domain and openly licensed works	p.m.	p.m.			p.m.	p.m.
PP 01 23 03	Pilot project - European NFT Platform for the creative sector and IP solutions	p.m.	p.m.			p.m.	p.m.
PP 01 23 04	Pilot project - Missing Children Alert/safe mechanism for Ukraine: A platform supporting cross-border cooperation for protecting and resolving cases of Ukrainian children gone missing during the war	p.m.	p.m.			p.m.	p.m.
PP 01 23 05	Pilot project - Search and Rescue operations for Aviation and Maritime	p.m.	500,000			p.m.	500,000
PP 01 23 06	Pilot project - Young European Entrepreneur Award - The EU's Acceleration and Investment Programme for Young Entrepreneurs	p.m.	245,000			p.m.	245,000
PP 01 24	2024	p.m.	2,032,500			p.m.	2,032,500
PP 01 24 01	Pilot project - Chips Diplomacy Support Initiative	p.m.	682,500			p.m.	682,500
PP 01 24 02	Pilot project - Development of a space sector specific environmental footprint methodology	p.m.	500,000			p.m.	500,000
PP 01 24 03	Pilot project - Stimulating Local and Regional New European Bauhaus Grassroots Projects	p.m.	725,000			p.m.	725,000
PP 01 24 04	Pilot project - Strengthening Research Talent Retention in Europe	p.m.	125,000			p.m.	125,000
	PP 01 - Research and Innovation	p.m.	6,569,209			p.m.	6,569,209
PP 02	European Strategic Investments						
PP 02 17	2017	p.m.	p.m.			p.m.	p.m.
PP 02 17 01	Pilot project - Raising awareness of alternatives to private car	p.m.	p.m.			p.m.	p.m.
PP 02 19	2019	p.m.	284,942			p.m.	284,942
PP 02 19 02	Pilot project - Advancing industrial decarbonisation by assessing the use of renewable energies in industrial processes	p.m.	p.m.			p.m.	p.m.

Title Chapter Article Item	Section III - Commission - ANNEXES	1		2-1		2	
		DB 2025		Council's Changes on DB 2025		Council's Position on DB 2025	
		c/a	p/a	c/a	p/a	c/a	p/a
PP 02 19 03	Pilot project - Covenant of Mayors as an instrument to tackle energy poverty	p.m.	284,942			p.m.	284,942
PP 02 19 04	Pilot project - EU-wide Programming Contest	p.m.	p.m.			p.m.	p.m.
PP 02 20	2020	p.m.	p.m.			p.m.	p.m.
PP 02 20 01	Pilot project - Model social impact approaches to social housing and empowerment of Roma: testing the use of innovative financial instruments for better social outcomes	p.m.	p.m.			p.m.	p.m.




Title Chapter Article Item	Section III - Commission - ANNEXES	1		2-1		2	
		DB 2025		Council's Changes on DB 2025		Council's Position on DB 2025	
		c/a	p/a	c/a	p/a	c/a	p/a
PP 02 20 05	Pilot project - Capacity for the greening of European sea ports	p.m.	p.m.			p.m.	p.m.
PP 02 20 06	Pilot project - Energy communities repository - Monitoring and support for energy communities in the Union	p.m.	p.m.			p.m.	p.m.
PP 02 20 07	Pilot project - Engaging companies for energy transition	p.m.	p.m.			p.m.	p.m.
PP 02 20 08	Pilot project - Developing artificial intelligence (AI) for diagnosis and treatment of paediatric cancer	p.m.	p.m.			p.m.	p.m.
PP 02 20 09	Pilot project - Smart urban mobility involving autonomous vehicles	p.m.	p.m.			p.m.	p.m.
PP 02 20 10	Pilot project - Developing a strategic research, innovation and implementation agenda and a roadmap for achieving full digital language equality in Europe by 2030	p.m.	p.m.			p.m.	p.m.
PP 02 20 11	Pilot project - Support for increased cooperation between industry, nongovernmental organisations (NGOs) and Member State authorities for the swift removal of child sexual abuse material online	p.m.	p.m.			p.m.	p.m.
PP 02 21	2021	p.m.	4,369,558			p.m.	4,369,558
PP 02 21 01	Pilot project - Completing the green and digital transitions: a European Green Digital Alliance	p.m.	p.m.			p.m.	p.m.
PP 02 21 02	Pilot project - Enabling sustainable management and development of ports in the Rhine-Main-Danube basin	p.m.	612,150			p.m.	612,150
PP 02 21 03	Pilot project - Fostering digitisation of public sector and green transition in Europe through the use of an innovative European GovTech platform	p.m.	540,080			p.m.	540,080
PP 02 21 04	Pilot project - RESTwithEU	p.m.	p.m.			p.m.	p.m.
PP 02 21 05	Pilot project - Sustainable rural mobility for COVID-19 resilience and support of ecotourism	p.m.	799,968			p.m.	799,968
PP 02 21 06	Pilot project - Smart Industrial Remoting: remote working in non-digitalised industries	p.m.	p.m.			p.m.	p.m.
PP 02 21 07	Pilot project - Smart Contracts - European standards for automated transaction protocols executing contracts	p.m.	p.m.			p.m.	p.m.
PP 02 21 08	Pilot project - Single European Railway Area - Prototype Corridor Munich-Verona	p.m.	395,250			p.m.	395,250
PP 02 21 09	Pilot project - IRS Smart Cities project: new railway station concept for green and socially inclusive smart cities	p.m.	350,000			p.m.	350,000
PP 02 21 10	Pilot project -Effect of energy efficient and solar power generating vehicles on grid capacity and charging infrastructure	p.m.	1,672,110			p.m.	1,672,110
PP 02 22	2022	p.m.	157,525			p.m.	157,525
PP 02 22 01	Pilot project - Novel forms of contracting in the digital economy	p.m.	157,525			p.m.	157,525
PP 02 22 02	Pilot project - Comprehensive handbook for building local Urban Air Mobility (UAM) ecosystems in Europe	p.m.	p.m.			p.m.	p.m.
PP 02 23	2023	p.m.	2,152,500			p.m.	2,152,500
PP 02 23 01	Pilot project - A Space for the Metaverse	p.m.	200,000			p.m.	200,000
PP 02 23 02	Pilot project - De-monopolised access to Union applications	p.m.	250,000			p.m.	250,000
PP 02 23 03	Pilot project - Development of a study to boost environmentally sustainable artificial intelligence in the EU - Green AI	p.m.	212,500			p.m.	212,500
PP 02 23 04	Pilot project - Development of interoperability tools in the digital single market	p.m.	200,000			p.m.	200,000
PP 02 23 05	Pilot project - European body for jet fuel standards and safety certification	p.m.	990,000			p.m.	990,000
PP 02 23 06	Pilot project - Proposal for a Joint European Approach towards Radioactive Waste	p.m.	300,000			p.m.	300,000
PP 02 24	2024	p.m.	400,000			p.m.	400,000
PP 02 24 02	Pilot project - The development of cross-border cycling lane infrastructure	p.m.	400,000			p.m.	400,000
	PP 02 - European Strategic Investments	p.m.	7,364,525			p.m.	7,364,525
PP 03	Single Market						
PP 03 18	2018	p.m.	p.m.			p.m.	p.m.
PP 03 18 02	Pilot project - Independent on-road real-driving emissions (RDE) testing to ensure broad information and transparency for better market surveillance	p.m.	p.m.			p.m.	p.m.
PP 03 18 03	Pilot project - Assessing alleged differences in the quality of products sold in the single market	p.m.	p.m.			p.m.	p.m.
PP 03 19	2019	p.m.	p.m.			p.m.	p.m.
PP 03 19 02	Pilot project - Satellite broadband internet access for bringing educational multimedia content to unconnected schools	p.m.	p.m.			p.m.	p.m.
PP 03 19 06	Pilot project - Limiting dual quality and strengthening consumer organisations in the Union	p.m.	p.m.			p.m.	p.m.
PP 03 20	2020	p.m.	p.m.			p.m.	p.m.
PP 03 20 01	Pilot project - Smart destinations	p.m.	p.m.			p.m.	p.m.
PP 03 20 02	Pilot project - Assessing the challenges and opportunities for market surveillance activities in relation to new technologies and the digital supply chain	p.m.	p.m.			p.m.	p.m.
PP 03 20 03	Pilot project - Feasibility study for a European asset registry in the context of the fight against money laundering and tax evasion	p.m.	p.m.			p.m.	p.m.
PP 03 20 04	Pilot project - Welfare of dairy cattle, including measures to protect unweaned dairy calves and end-of-career animals	p.m.	p.m.			p.m.	p.m.
PP 03 20 05	Pilot project - Best practices for transitioning to higher welfare cage-free egg production systems	p.m.	p.m.			p.m.	p.m.
PP 03 21	2021	p.m.	p.m.			p.m.	p.m.
PP 03 21 01	Pilot project - European Consumer Food Waste Forum	p.m.	p.m.			p.m.	p.m.
PP 03 21 02	Pilot project -Media Ownership Monitor	p.m.	p.m.			p.m.	p.m.
PP 03 21 03	Pilot project - Monitoring the impacts of free trade zones and guidelines for future modernisation in light of the European Green Deal	p.m.	p.m.			p.m.	p.m.
PP 03 22	2022	p.m.	948,327			p.m.	948,327

Title Chapter Article Item	Section III - Commission - ANNEXES	1		2-1		2	
		DB 2025		Council's Changes on DB 2025		Council's Position on DB 2025	
		c/a	p/a	c/a	p/a	c/a	p/a
PP 03 22 01	Pilot project - Embedded supervision of decentralised financial institutions and activities	p.m.	p.m.			p.m.	p.m.
PP 03 22 02	Pilot project - Supporting European ecotourism in the context of the crisis created by COVID-19	p.m.	p.m.			p.m.	p.m.
PP 03 22 03	Pilot project - Single European Digital Enforcement Area	p.m.	300,000			p.m.	300,000
PP 03 22 04	Pilot project -The role of copyright laws in facilitating distance education and research	p.m.	648,327			p.m.	648,327




Title Chapter Article Item	Section III - Commission - ANNEXES	1		2-1		2	
		DB 2025		Council's Changes on DB 2025		Council's Position on DB 2025	
		c/a	p/a	c/a	p/a	c/a	p/a
PP 03 23	2023	p.m.	1,482,000			p.m.	1,482,000
PP 03 23 01	Pilot project - Building Capacity for the Tourism Ecosystem - Accessing Union Funding	p.m.	900,000			p.m.	900,000
PP 03 23 02	Pilot project - European network of gender-conscious investors	p.m.	582,000			p.m.	582,000
PP 03 24	2024	p.m.	2,330,000			p.m.	2,330,000
PP 03 24 01	Pilot project - Comparative study on best practices for a stronger EU sanction enforcement	p.m.	500,000			p.m.	500,000
PP 03 24 02	Pilot project - Embarking companies and stakeholders into the European sustainability reporting journey	p.m.	940,000			p.m.	940,000
PP 03 24 03	Pilot project - EU Substitution Centre - Providing support to businesses to substitute their use of hazardous chemicals through collaboration, innovation, research and direct assistance	p.m.	620,000			p.m.	620,000
PP 03 24 04	Pilot project - The promotion of handicraft products and support of craftsmen	p.m.	270,000			p.m.	270,000
	PP 03 - Single Market	p.m.	4,760,327			p.m.	4,760,327
PP 04	Space						
PP 04 24	2024	p.m.	1,750,000			p.m.	1,750,000
PP 04 24 01	Pilot project - EU Space Data integration to support an EU Disaster Management Plan	p.m.	450,000			p.m.	450,000
PP 04 24 02	Pilot project - Innovative deployable antennas	p.m.	350,000			p.m.	350,000
PP 04 24 03	Pilot project - Mobile Responsive Launch Systems	p.m.	500,000			p.m.	500,000
PP 04 24 04	Pilot project - New Vision for resilient and autonomous access to space in Europe	p.m.	450,000			p.m.	450,000
	PP 04 - Space	p.m.	1,750,000			p.m.	1,750,000
PP 05	Regional Development and Cohesion						
PP 05 17	2017	p.m.	p.m.			p.m.	p.m.
PP 05 17 01	Pilot project - European Union Strategy for the Adriatic and Ionian Region (EUSAIR): generation and preparation of initiatives and projects with genuine added value for the region as a whole	p.m.	p.m.			p.m.	p.m.
PP 05 20	2020	p.m.	p.m.			p.m.	p.m.
PP 05 20 01	Pilot project - Promoting city partnerships on a global scale for the implementation of the New Urban Agenda of the United Nations with particular emphasis on cooperation on issues and policies relating to the circular economy as well as on issues of air quality, energy transition and the integration of migrants and refugees	p.m.	p.m.			p.m.	p.m.
PP 05 20 02	Pilot project - BEST Culture: programme to support cultural diversity in Union outermost regions and overseas countries and territories	p.m.	p.m.			p.m.	p.m.
PP 05 21	2021	p.m.	300,000			p.m.	300,000
PP 05 21 01	Pilot project - Cross-Border Crisis Response Integrated Initiative (CB-CRII)	p.m.	300,000			p.m.	300,000
PP 05 22	2022	p.m.	236,914			p.m.	236,914
PP 05 22 01	Pilot project - Transatlantic cooperation scheme delivering the European Green Deal locally	p.m.	236,914			p.m.	236,914
PP 05 23	2023	p.m.	700,000			p.m.	700,000
PP 05 23 01	Pilot project - An innovative and comprehensive concept of urban biodiversity development for local governments in Europe - Restoration of the urban water ecosystem of the City of Łódź	p.m.	700,000			p.m.	700,000
	PP 05 - Regional Development and Cohesion	p.m.	1,236,914			p.m.	1,236,914
PP 06	Recovery and Resilience						
PP 06 16	2016	p.m.	p.m.			p.m.	p.m.
PP 06 16 03	Pilot project - Severe mental disorders and the risk of violence: pathways through care and effective treatment strategies	p.m.	p.m.			p.m.	p.m.
	PP 06 - Recovery and Resilience	p.m.	p.m.			p.m.	p.m.
PP 07	Investing in People, Social Cohesion and Values						
PP 07 16	2016	p.m.	p.m.			p.m.	p.m.
PP 07 16 02	Pilot project - A European framework for apprentice mobility: developing European citizenship and skills through youth integration in the labour market	p.m.	p.m.			p.m.	p.m.
PP 07 17	2017	p.m.	p.m.			p.m.	p.m.
PP 07 17 04	Pilot project - Fight against illicit trafficking in cultural objects	p.m.	p.m.			p.m.	p.m.
PP 07 18	2018	p.m.	p.m.			p.m.	p.m.
PP 07 18 02	Pilot project - Exchange of media 'rising stars' to speed up innovation and increase cross-border coverage ('Stars4media')	p.m.	p.m.			p.m.	p.m.
PP 07 18 03	Pilot project - Media councils in the digital era	p.m.	p.m.			p.m.	p.m.
PP 07 18 04	Pilot project - Internship for journalists working in non-European minority languages	p.m.	p.m.			p.m.	p.m.
PP 07 18 05	Pilot project - Finance, Learning, Innovation and Patenting for Cultural and Creative Industries (FLIP for CCIs)	p.m.	p.m.			p.m.	p.m.
PP 07 18 07	Pilot project - Terrorism victim response coordination centre	p.m.	p.m.			p.m.	p.m.
PP 07 19	2019	p.m.	294,000			p.m.	294,000
PP 07 19 01	Pilot project - Measuring the cultural and creative industries in the Union	p.m.	p.m.			p.m.	p.m.
PP 07 19 02	Pilot project - A Europe-wide rapid response mechanism for violations of press and media freedom	p.m.	p.m.			p.m.	p.m.

Title Chapter Article Item	Section III - Commission - ANNEXES	1		2-1		2	
		DB 2025		Council's Changes on DB 2025		Council's Position on DB 2025	
		c/a	p/a	c/a	p/a	c/a	p/a
		p.m.	p.m.			p.m.	p.m.
PP 07 19 03	Pilot project - Platform(s) for cultural content innovation	p.m.	p.m.			p.m.	p.m.
PP 07 19 04	Pilot project - Supporting investigative journalism and media freedom in the EU	p.m.	p.m.			p.m.	p.m.
PP 07 19 05	Pilot project - A first step towards a European framework for mobility for makers	p.m.	p.m.			p.m.	p.m.
PP 07 19 06	Pilot project - Jewish Digital Cultural Recovery Project	p.m.	294,000			p.m.	294,000
PP 07 20	2020	p.m.	p.m.			p.m.	p.m.



Title Chapter Article Item	Section III - Commission - ANNEXES	1		2-1		2	
		DB 2025		Council's Changes on DB 2025		Council's Position on DB 2025	
		c/a	p/a	c/a	p/a	c/a	p/a
PP 07 20 02	Pilot project - Developing and trialling an infrastructure for mechanisms to protect children's rights in the online domain on the basis of the GDPR and other Union legislation relevant to children in the online domain	p.m.	p.m.			p.m.	p.m.
PP 07 20 03	Pilot project - Union grants for small-scale online media: supporting high-quality news products and tackling fake news	p.m.	p.m.			p.m.	p.m.
PP 07 20 04	Pilot project - Integrity of social media	p.m.	p.m.			p.m.	p.m.
PP 07 20 05	Pilot project - A European public sphere: a new online media offer for young Europeans	p.m.	p.m.			p.m.	p.m.
PP 07 21	2021	p.m.	1,196,051			p.m.	1,196,051
PP 07 21 01	Pilot project - Building investigative capacity to better fight doping in sport in Europe	p.m.	p.m.			p.m.	p.m.
PP 07 21 02	Pilot project - European Narrative Observatory to fight Disinformation post-COVID-19	p.m.	p.m.			p.m.	p.m.
PP 07 21 03	Pilot project - Temporary citizens' assemblies: transforming societal consensus into a way of acting and establishing best practices to engage citizens more in Union public life	p.m.	p.m.			p.m.	p.m.
PP 07 21 04	Pilot project - Study on loneliness, focus on mental health	p.m.	p.m.			p.m.	p.m.
PP 07 21 05	Pilot project -Understanding the value of a European gaming society	p.m.	p.m.			p.m.	p.m.
PP 07 21 06	Pilot project -Building Europe with Local Entities (BELE)	p.m.	p.m.			p.m.	p.m.
PP 07 21 07	Pilot project -Basic Income Guarantee (BIG) e-pay cards for marginalised people: innovative financial and policy instrument to promote more effective delivery of welfare benefits for people in extreme poverty	p.m.	1,000,000			p.m.	1,000,000
PP 07 21 08	Pilot project - Media representation and inclusion for refugees and migrants	p.m.	196,051			p.m.	196,051
PP 07 22	2022	p.m.	3,482,996			p.m.	3,482,996
PP 07 22 01	Pilot project - Establishing a European Heritage Hub to support a holistic and cost-effective follow-up of the European Year of Cultural Heritage	p.m.	774,385			p.m.	774,385
PP 07 22 02	Pilot project - European Festival of Journalism and Media Information Literacy	p.m.	208,611			p.m.	208,611
PP 07 22 03	Pilot project - European Homelessness Count	p.m.	2,100,000			p.m.	2,100,000
PP 07 22 04	Pilot project - Sport for People and Planet - a new approach on sustainability through sport in Europe	p.m.	400,000			p.m.	400,000
PP 07 22 05	Pilot project - Supporting local and regional news media in face of emerging 'news deserts'	p.m.	p.m.			p.m.	p.m.
PP 07 23	2023	p.m.	3,470,000			p.m.	3,470,000
PP 07 23 01	Pilot project - Citizen facing European TV and Video News Portal for Streaming, Search and Translation of European TV and video news and political documentaries produced or transmitted by accredited public and private media in Member States	p.m.	1,250,000			p.m.	1,250,000
PP 07 23 02	Pilot project - Documenting the best practices from experiences concerning the organisation and reduction of working time in Europe	p.m.	650,000			p.m.	650,000
PP 07 23 03	Pilot project - Sport Supports' - emergency sport actions for youth	p.m.	1,000,000			p.m.	1,000,000
PP 07 23 04	Pilot project - The European Union - the media freedom hub	p.m.	570,000			p.m.	570,000
PP 07 23 05	Pilot project - Feasibility Study for a social reuse of the assets frozen and confiscated as a result of EU sanctions adopted following Russia's military aggression against Ukraine	p.m.	p.m.			p.m.	p.m.
PP 07 24	2024	p.m.	1,300,000			p.m.	1,300,000
PP 07 24 01	Pilot project - Technical means to provide Russian households with trustworthy information	p.m.	1,300,000			p.m.	1,300,000
	PP 07 - Investing in People, Social Cohesion and Values	p.m.	9,743,047			p.m.	9,743,047
PP 08	Agriculture and Maritime Policy						
PP 08 19	2019	p.m.	p.m.			p.m.	p.m.
PP 08 19 01	Pilot project - Developing a farmers' toolbox for integrated pest management practices from across the Union	p.m.	p.m.			p.m.	p.m.
PP 08 19 02	Pilot project - Establishing an operational programme: structuring the agri-food sectors to safeguard the handing-on of family farms and the sustainability of local agriculture	p.m.	p.m.			p.m.	p.m.
PP 08 22	2022	p.m.	735,000			p.m.	735,000
PP 08 22 01	Pilot project - Constructing an open library containing a curated and continuously growing digital catalogue of individual sound signatures from the marine underwater soundscape in shallow seas	p.m.	735,000			p.m.	735,000
PP 08 23	2023	p.m.	1,125,000			p.m.	1,125,000
PP 08 23 01	Pilot project - Improving the place of organic products in collective catering	p.m.	1,125,000			p.m.	1,125,000
PP 08 24	2024	p.m.	3,352,500			p.m.	3,352,500
PP 08 24 01	Pilot project - Farm Structures and organisations: Trends, definition and protection of the EU agricultural model	p.m.	562,500			p.m.	562,500
PP 08 24 02	Pilot project - Fostering energy transition in the fisheries sector	p.m.	550,000			p.m.	550,000
PP 08 24 03	Pilot project - Saving our Seas - Reducing Danger of Munitions dumped in European seas	p.m.	2,240,000			p.m.	2,240,000
	PP 08 - Agriculture and Maritime Policy	p.m.	5,212,500			p.m.	5,212,500
PP 09	Environment and Climate Action						
PP 09 16	2016	p.m.	p.m.			p.m.	p.m.
PP 09 16 01	Pilot project - Inventory of species and habitats in the French outermost regions	p.m.	p.m.			p.m.	p.m.
PP 09 17	2017	p.m.	p.m.			p.m.	p.m.
PP 09 17 01	Pilot project - Mapping and assessing the state of ecosystems and their services in the outermost regions and overseas countries and	p.m.	p.m.			p.m.	p.m.

Title Chapter Article Item	Section III - Commission - ANNEXES	1		2-1		2	
		DB 2025		Council's Changes on DB 2025		Council's Position on DB 2025	
		c/a	p/a	c/a	p/a	c/a	p/a
PP 09 18	territories: establishing links and pooling resources						
PP 09 18 01	2018	p.m.	p.m.			p.m.	p.m.
PP 09 18 04	Pilot project - Nature-based solutions for climate and water pollution mitigation in agricultural regions	p.m.	p.m.			p.m.	p.m.
	Pilot project - Assessing, identifying, sharing and disseminating best practices for the humane management of invasive alien species	p.m.	p.m.			p.m.	p.m.



Title Chapter Article Item	Section III - Commission - ANNEXES	1		2-1		2	
		DB 2025		Council's Changes on DB 2025		Council's Position on DB 2025	
		c/a	p/a	c/a	p/a	c/a	p/a
PP 09 19	2019	p.m.	p.m.			p.m.	p.m.
PP 09 19 03	Pilot project - Encouraging civil society to share knowledge and best practices in connection with green cities and green urban environments	p.m.	p.m.			p.m.	p.m.
PP 09 20	2020	p.m.	p.m.			p.m.	p.m.
PP 09 20 01	Pilot project - Making the Iron Gate dams passable for Danube sturgeon	p.m.	p.m.			p.m.	p.m.
PP 09 20 02	Pilot project - Improving guidance and knowledge sharing between land managers, conservationists and local communities to preserve cultural heritage landscapes under and outside Natura 2000	p.m.	p.m.			p.m.	p.m.
PP 09 21	2021	p.m.	900,000			p.m.	900,000
PP 09 21 01	Pilot project - Best Belt - more power for the Green Belt	p.m.	900,000			p.m.	900,000
PP 09 22	2022	p.m.	p.m.			p.m.	p.m.
PP 09 22 01	Pilot project - Biodiversity-climate nexus fund	p.m.	p.m.			p.m.	p.m.
PP 09 22 02	Pilot project - Port Electricity Commercial Model	p.m.	p.m.			p.m.	p.m.
PP 09 22 03	Pilot project - Study for High-Cadence Monitoring for the European Green Deal	p.m.	p.m.			p.m.	p.m.
PP 09 23	2023	p.m.	1,200,490			p.m.	1,200,490
PP 09 23 01	Pilot project - Reframing the exotic pet trade in Europe: developing effective science-based demand reduction interventions	p.m.	200,490			p.m.	200,490
PP 09 23 02	Pilot project - Youth for pollinators - fostering youth engagement and participatory governance in pollinator conservation	p.m.	1,000,000			p.m.	1,000,000
PP 09 24	2024	p.m.	525,000			p.m.	525,000
PP 09 24 01	Pilot project - EU CCUS Observatory	p.m.	150,000			p.m.	150,000
PP 09 24 02	Pilot project - Feasibility study to develop a model to tax comprehensively the environmental harm of goods and services in the European Union	p.m.	375,000			p.m.	375,000
	PP 09 - Environment and Climate Action	p.m.	2,625,490			p.m.	2,625,490
PP 14	External Action						
PP 14 16	2016	p.m.	p.m.			p.m.	p.m.
PP 14 16 01	Pilot project - Mapping the global threat posed by antimicrobial resistance	p.m.	p.m.			p.m.	p.m.
PP 14 16 03	Pilot project - Education services for children formerly associated with armed forces and groups in the Greater Pibor Administrative Area (GPAA) in South Sudan	p.m.	p.m.			p.m.	p.m.
PP 14 17	2017	p.m.	p.m.			p.m.	p.m.
PP 14 17 01	Pilot project - Supporting the urban dimension of development cooperation: increasing financial capacities of cities in developing countries to deliver productive and sustainable urban development	p.m.	p.m.			p.m.	p.m.
PP 14 18	2018	p.m.	p.m.			p.m.	p.m.
PP 14 18 02	Pilot project - Fostering transparency and impact assessment for local authorities in Guatemala	p.m.	p.m.			p.m.	p.m.
PP 14 18 03	Pilot project - Ensuring effective delivery of aid to victims of sexual and gender-based violence in humanitarian settings	p.m.	p.m.			p.m.	p.m.
	PP 14 - External Action	p.m.	p.m.			p.m.	p.m.
	PP - Pilot projects	p.m.	39,262,012			p.m.	39,262,012

ANNEX 5

Administrative expenditure - Detailed figures for the other institutions
SECTION I - EUROPEAN PARLIAMENT

Title Chapter Article Item	SECTION I - EUROPEAN PARLIAMENT	1	2-1	2
		DB 2025	Council's Changes on DB 2025	Council's Position on DB 2025
		Appropriation	Appropriation	Appropriation
1	PERSONS WORKING WITH THE INSTITUTION			
1 0	MEMBERS OF THE INSTITUTION			
1 0 0	Salaries and allowances			
1 0 0 0	Salaries	94,033,000		94,033,000
1 0 0 4	Ordinary travel expenses	78,700,000		78,700,000
1 0 0 5	Other travel expenses	4,800,000		4,800,000
1 0 0 6	General expenditure allowance	44,100,000		44,100,000
1 0 0 7	Allowances for performance of duties	212,000		212,000
1 0 1	Accident and sickness insurance and other welfare measures			
1 0 1 0	Accident and sickness insurance and other social security charges	3,393,000		3,393,000
1 0 1 2	Specific measures to assist disabled Members	1,000,000		1,000,000
1 0 2	Transitional allowances	15,199,000		15,199,000
1 0 3	Pensions			
1 0 3 0	Retirement pensions (PEAM)	11,144,000		11,144,000
1 0 3 1	Invalidity pensions (PEAM)	94,000		94,000
1 0 3 2	Survivors' pensions (PEAM)	2,079,000		2,079,000
1 0 3 3	Optional pension scheme for Members	p.m.		p.m.
1 0 5	Language and computer courses	650,000		650,000
	1 0 - MEMBERS OF THE INSTITUTION	255,404,000		255,404,000
1 2	OFFICIALS AND TEMPORARY STAFF			
1 2 0	Remuneration and other entitlements			
1 2 0 0	Remuneration and allowances	889,552,820		889,552,820
1 2 0 2	Paid overtime	51,591		51,591
1 2 0 4	Entitlements in connection with entering the service, transfer and leaving the service	3,920,912		3,920,912
1 2 2	Allowances upon early termination of service			
1 2 2 0	Allowances for staff retired or placed on leave in the interests of the service	3,720,000		3,720,000
1 2 2 2	Allowances for staff whose service is terminated and special retirement scheme for officials and temporary staff	p.m.		p.m.
	1 2 - OFFICIALS AND TEMPORARY STAFF	897,245,323		897,245,323
1 4	OTHER STAFF AND EXTERNAL SERVICES			
1 4 0	Other staff and external persons			
1 4 0 0	Other staff - Secretariat and political groups	92,384,000		92,384,000
1 4 0 1	Other staff - Security	51,598,000		51,598,000
1 4 0 2	Other staff - Drivers in the Secretariat	9,705,000		9,705,000
1 4 0 4	Traineeships, seconded national experts, exchanges of officials and study visits	13,669,000		13,669,000
1 4 0 5	Expenditure on interpretation	63,400,000		63,400,000
1 4 0 6	Observers	p.m.		p.m.
1 4 2	External translation services	9,700,000		9,700,000
	1 4 - OTHER STAFF AND EXTERNAL SERVICES	240,456,000		240,456,000
1 6	OTHER EXPENDITURE RELATING TO PERSONS WORKING WITH THE INSTITUTION			
1 6 1	Expenditure relating to staff management			
1 6 1 0	Expenditure on recruitment	371,520		371,520
1 6 1 2	Learning and development	8,987,950		8,987,950
1 6 3	Measures to assist the institution's staff			
1 6 3 0	Social welfare	1,076,088		1,076,088

Title Chapter Article Item	SECTION I - EUROPEAN PARLIAMENT	1	2-1	2
		DB 2025	Council's Changes on DB 2025	Council's Position on DB 2025
		Appropriation	Appropriation	Appropriation
1 6 3 1	Mobility	2,110,000		2,110,000
1 6 3 2	Social contacts between members of staff and other social measures	285,000		285,000
1 6 5	Activities relating to all persons working with the institution			
1 6 5 0	Health and prevention	3,200,128		3,200,128
1 6 5 2	Expenditure on catering	1,360,000		1,360,000


Title Chapter Article Item	SECTION I - EUROPEAN PARLIAMENT	1	2-1	2
		DB 2025	Council's Changes on DB 2025	Council's Position on DB 2025
		Appropriation	Appropriation	Appropriation
1 6 5 4	Childcare facilities	9,237,967		9,237,967
1 6 5 5	European Parliament contribution for accredited Type II European Schools	1,169,950		1,169,950
	1 6 - OTHER EXPENDITURE RELATING TO PERSONS WORKING WITH THE INSTITUTION	27,798,603		27,798,603
	1 - PERSONS WORKING WITH THE INSTITUTION	1,420,903,926		1,420,903,926
2	BUILDINGS, FURNITURE, EQUIPMENT AND MISCELLANEOUS OPERATING EXPENDITURE			
2 0	Buildings and associated costs			
2 0 0	Buildings			
2 0 0 0	Rent	27,600,000		27,600,000
2 0 0 1	Lease payments	p.m.		p.m.
2 0 0 3	Acquisition of immovable property	p.m.		p.m.
2 0 0 7	Construction of buildings and fitting-out of premises	78,010,000		78,010,000
2 0 0 8	Other specific property management arrangements	6,665,000		6,665,000
2 0 0 9	Construction and fitting out of Buildings: Idea Lab	p.m.		p.m.
2 0 2	Expenditure on buildings			
2 0 2 2	Building maintenance, upkeep, operation and cleaning	81,550,000		81,550,000
2 0 2 4	Energy consumption	28,950,000		28,950,000
2 0 2 6	Security and surveillance of buildings	19,760,000		19,760,000
2 0 2 8	Insurance	3,390,000		3,390,000
	2 0 - Buildings and associated costs	245,925,000		245,925,000
2 1	DATA PROCESSING, EQUIPMENT AND MOVABLE PROPERTY			
2 1 0	Computing and telecommunications			
2 1 0 0	IT governance and cyber security	9,863,900		9,863,900
2 1 0 1	Business applications management	77,681,050		77,681,050
2 1 0 2	Infrastructure and operations management	80,041,200		80,041,200
2 1 0 3	Digital workplace services and equipment	25,209,000		25,209,000
2 1 0 4	Computing and telecommunications - Investment in infrastructure	7,990,000		7,990,000
2 1 0 5	Computing and telecommunications - Investment in projects	21,322,000		21,322,000
2 1 2	Furniture	5,901,000		5,901,000
2 1 4	Technical equipment and installations	296,000		296,000
2 1 6	Transport of Members, other persons and goods	1,850,000		1,850,000
	2 1 - DATA PROCESSING, EQUIPMENT AND MOVABLE PROPERTY	230,154,150		230,154,150
2 3	CURRENT ADMINISTRATIVE EXPENDITURE			
2 3 0	Stationery, office supplies and miscellaneous consumables	1,635,000		1,635,000
2 3 1	Financial charges	270,000		270,000
2 3 2	Legal costs and damages	700,000		700,000
2 3 6	Postage on correspondence and delivery charges	2,385,000		2,385,000
2 3 7	Removals	250,000		250,000
2 3 8	Other administrative expenditure	28,850,000		28,850,000
2 3 9	EMAS and sustainability activities, including promotion, and the European Parliament's carbon offsetting scheme	1,028,900		1,028,900
	2 3 - CURRENT ADMINISTRATIVE EXPENDITURE	35,118,900		35,118,900
	2 - BUILDINGS, FURNITURE, EQUIPMENT AND MISCELLANEOUS OPERATING EXPENDITURE	511,198,050		511,198,050
3	EXPENDITURE RESULTING FROM GENERAL FUNCTIONS CARRIED OUT BY THE INSTITUTION			
3 0	MEETINGS AND CONFERENCES			
3 0 0	Expenses for staff missions and duty travel between the three places of work	370,000		370,000
3 0 2	Reception and representation expenses	3,282,900		3,282,900
3 0 4	Miscellaneous expenditure on meetings			

Title Chapter Article Item	SECTION I - EUROPEAN PARLIAMENT	1	2-1	2
		DB 2025	Council's Changes on DB 2025	Council's Position on DB 2025
		Appropriation	Appropriation	Appropriation
3 0 4 0	Miscellaneous expenditure on internal meetings	3,590,000		3,590,000
3 0 4 2	Meetings, congresses, conferences and delegations	6,485,000		6,485,000
3 0 4 9	Expenditure on travel agency services	10,134,000		10,134,000
	3 0 - MEETINGS AND CONFERENCES	23,861,900		23,861,900
3 2	EXPERTISE AND INFORMATION: ACQUISITION, ARCHIVING, PRODUCTION AND DISSEMINATION			
3 2 0	Acquisition of expertise	3,115,000		3,115,000

Title Chapter Article Item	SECTION I - EUROPEAN PARLIAMENT	1	2-1	2
		DB 2025	Council's Changes on DB 2025	Council's Position on DB 2025
		Appropriation	Appropriation	Appropriation
3 2 1	Expenditure on European parliamentary research services, including the library, the historical archives, scientific and technological options assessment (STOA) and the European Science-Media Hub	1,400,000		1,400,000
3 2 2	Documentation expenditure	p.m.		p.m.
3 2 3	Support for democracy and capacity-building for the parliaments of third countries	1,619,600		1,619,600
3 2 4	Production and dissemination			
3 2 4 0	Official Journal	27,640,000		27,640,000
3 2 4 1	Digital and traditional publications	27,150,000		27,150,000
3 2 4 2	Expenditure on publication, information and participation in public events	38,496,000		38,496,000
3 2 4 3	European Parliament visitor centres	4,803,050		4,803,050
3 2 4 4	Organisation and reception of groups of visitors, Euroscola programme and invitations to opinion multipliers from third countries	22,072,500		22,072,500
3 2 4 5	Organisation of symposia and seminars	258,000		258,000
3 2 4 8	Expenditure on audiovisual information	11,088,000		11,088,000
3 2 4 9	Information exchanges with national parliaments	69,000,000		69,000,000
3 2 5	Expenditure relating to liaison offices	46,000,000		46,000,000
	3 2 - EXPERTISE AND INFORMATION: ACQUISITION, ARCHIVING, PRODUCTION AND DISSEMINATION	252,642,150		252,642,150
	3 - EXPENDITURE RESULTING FROM GENERAL FUNCTIONS CARRIED OUT BY THE INSTITUTION	276,504,050		276,504,050
4	EXPENDITURE RESULTING FROM SPECIAL FUNCTIONS CARRIED OUT BY THE INSTITUTION			
4 0	EXPENDITURE RELATING TO CERTAIN INSTITUTIONS AND BODIES			
4 0 0	Current administrative expenditure and expenditure relating to the political and information activities of the political groups and non-attached Members	24,000,000		24,000,000
4 0 2	Funding of European political parties	258,379,303		258,379,303
4 0 3	Funding of European political foundations	310,000		310,000
	4 0 - EXPENDITURE RELATING TO CERTAIN INSTITUTIONS AND BODIES	282,689,303		282,689,303
4 2	EXPENDITURE RELATING TO PARLIAMENTARY ASSISTANCE			
4 2 2	Expenditure relating to parliamentary assistance	310,000		310,000
	4 2 - EXPENDITURE RELATING TO PARLIAMENTARY ASSISTANCE	310,000		310,000
4 4	MEETINGS AND OTHER ACTIVITIES OF CURRENT AND FORMER MEMBERS			
4 4 0	Cost of meetings and other activities of former Members	408,000		408,000
4 4 2	Cost of meetings and other activities of the European Parliamentary Association	20,000		20,000
	4 4 - MEETINGS AND OTHER ACTIVITIES OF CURRENT AND FORMER MEMBERS	428,000		428,000
	4 - EXPENDITURE RESULTING FROM SPECIAL FUNCTIONS CARRIED OUT BY THE INSTITUTION	283,427,303		283,427,303
5	THE AUTHORITY FOR EUROPEAN POLITICAL PARTIES AND EUROPEAN POLITICAL FOUNDATIONS AND THE COMMITTEE OF INDEPENDENT EMINENT PERSONS			
5 0	Expenditure of the Authority for European political parties and European political foundations and the Committee of independent eminent persons			
5 0 0	Operational expenditure of the Authority for European political parties and European political foundations	p.m.		p.m.
5 0 1	Expenditure related to the committee of independent eminent persons	7,200,000		7,200,000
	5 0 - Expenditure of the Authority for European political parties and European political foundations and the Committee of independent eminent persons	7,200,000		7,200,000
	5 - THE AUTHORITY FOR EUROPEAN POLITICAL PARTIES AND EUROPEAN POLITICAL FOUNDATIONS AND THE COMMITTEE OF INDEPENDENT EMINENT PERSONS	7,200,000		7,200,000
10	OTHER EXPENDITURE			
10 0	PROVISIONAL APPROPRIATIONS	3,100,000		3,100,000
	10 0 - PROVISIONAL APPROPRIATIONS	3,100,000		3,100,000
10 1	CONTINGENCY RESERVE	p.m.		p.m.
	10 1 - CONTINGENCY RESERVE	p.m.		p.m.
10 3	ENLARGEMENT RESERVE	p.m.		p.m.
	10 3 - ENLARGEMENT RESERVE	p.m.		p.m.
10 4	RESERVE FOR INFORMATION AND COMMUNICATION POLICY	p.m.		p.m.

Title Chapter Article Item	SECTION I - EUROPEAN PARLIAMENT	1	2-1	2
		DB 2025	Council's Changes on DB 2025	Council's Position on DB 2025
		Appropriation	Appropriation	Appropriation
		p.m.		p.m.
10 5	PROVISIONAL APPROPRIATION FOR IMMOVABLE PROPERTY	p.m.		p.m.
10 6	RESERVE FOR PRIORITY PROJECTS UNDER DEVELOPMENT	10 4 - RESERVE FOR INFORMATION AND COMMUNICATION POLICY		
		10 5 - PROVISIONAL APPROPRIATION FOR IMMOVABLE PROPERTY		
		10 6 - RESERVE FOR PRIORITY PROJECTS UNDER DEVELOPMENT		

Title Chapter Article Item	SECTION I - EUROPEAN PARLIAMENT	1	2-1	2
		DB 2025	Council's Changes on DB 2025	Council's Position on DB 2025
		Appropriation	Appropriation	Appropriation
10 8	EMAS RESERVE			
		p.m.		p.m.
		10 8 - EMAS RESERVE		
		p.m.		p.m.
	10 - OTHER EXPENDITURE	3,100,000		3,100,000
SECTION I - EUROPEAN PARLIAMENT		2,499,233,329		2,499,233,329



SECTION II - EUROPEAN COUNCIL AND COUNCIL

Title Chapter Article Item	SECTION II - EUROPEAN COUNCIL AND COUNCIL	1	2-1	2
		DB 2025	Council's Changes on DB 2025	Council's Position on DB 2025
		Appropriation	Appropriation	Appropriation
1	PERSONS WORKING WITH THE INSTITUTIONS			
1 0	Members of the institutions			
1 0 0	Remuneration and other entitlements			
1 0 0 0	Basic salary	430,000		430,000
1 0 0 1	Entitlements related to the post held	93,000		93,000
1 0 0 2	Entitlements related to personal circumstances	43,000		43,000
1 0 0 3	Social security cover	22,000		22,000
1 0 0 4	Other management expenditure	1,650,000		1,650,000
1 0 0 6	Entitlements on entering the service, transfer, and leaving the service	p.m.		p.m.
1 0 0 7	Annual adjustment of the remuneration	p.m.		p.m.
1 0 1	Termination of service			
1 0 1 0	Transitory allowance	260,000		260,000
1 0 2	Provisional appropriation			
1 0 2 0	Provisional appropriation for changes in entitlements	p.m.		p.m.
	1 0 - Members of the institutions	2,498,000		2,498,000
1 1	OFFICIALS AND TEMPORARY STAFF			
1 1 0	Remuneration and other entitlements			
1 1 0 0	Basic salaries	320,690,530	195,000	320,885,530
1 1 0 1	Entitlements under the Staff Regulations related to the post held	1,911,000		1,911,000
1 1 0 2	Entitlements under the Staff Regulations related to the personal circumstances of the staff member	81,530,000		81,530,000
1 1 0 3	Social security cover	13,374,000		13,374,000
1 1 0 4	Salary weightings	153,000		153,000
1 1 0 5	Overtime	1,290,000		1,290,000
1 1 0 6	Entitlements under the Staff Regulations on entering the service, transfer, and leaving the service	2,195,000		2,195,000
1 1 0 7	Annual adjustment of the remuneration	9,679,000		9,679,000
1 1 1	Termination of service			
1 1 1 0	Allowances in the event of retirement in the interests of the service (pursuant to Articles 41, 42 and 50 of the Staff Regulations)	2,330,000		2,330,000
1 1 1 1	Allowances for staff whose service is terminated	p.m.		p.m.
1 1 1 2	Entitlements of the former Secretaries-General	p.m.		p.m.
	1 1 - OFFICIALS AND TEMPORARY STAFF	433,152,530	195,000	433,347,530
1 2	OTHER STAFF AND EXTERNAL SERVICES			
1 2 0	Other staff and external services			
1 2 0 0	Other staff	13,208,000		13,208,000
1 2 0 1	National experts on secondment	1,472,000		1,472,000
1 2 0 2	Traineeships	905,000		905,000
1 2 0 3	External services	328,000		328,000
1 2 0 4	Supplementary services for the translation service	158,000		158,000
1 2 0 7	Annual adjustment of the remuneration	299,000		299,000
	1 2 - OTHER STAFF AND EXTERNAL SERVICES	16,370,000		16,370,000
1 3	OTHER EXPENDITURE RELATING TO PERSONS WORKING WITH THE INSTITUTIONS			
1 3 0	Expenditure relating to staff management			
1 3 0 0	Miscellaneous expenditure on recruitment	163,000		163,000
1 3 0 1	Professional development	2,241,000		2,241,000
1 3 1	Measures to assist the institutions' staff			
1 3 1 0	Special assistance grants	24,000		24,000

Title Chapter Article Item	SECTION II - EUROPEAN COUNCIL AND COUNCIL	1	2-1	2
		DB 2025	Council's Changes on DB 2025	Council's Position on DB 2025
		Appropriation	Appropriation	Appropriation
1 3 1 1	Social contact between members of staff	162,000		162,000
1 3 1 2	Supplementary aid for persons with disabilities	360,000		360,000
1 3 1 3	Other welfare expenditure	53,000		53,000
1 3 2	Activities relating to all persons working with the institutions			
1 3 2 0	Medical service	425,000		425,000

Title Chapter Article Item	SECTION II - EUROPEAN COUNCIL AND COUNCIL	1	2-1	2
		DB 2025	Council's Changes on DB 2025	Council's Position on DB 2025
		Appropriation	Appropriation	Appropriation
1 3 2 1	Restaurants and canteens	p.m.		p.m.
1 3 2 2	Crèches and childcare facilities	3,284,000		3,284,000
1 3 2 3	Interinstitutional cooperation in the field of personnel management	1,460,000		1,460,000
1 3 3	Missions			
1 3 3 1	Mission expenses of the General Secretariat of the Council	2,970,000		2,970,000
1 3 3 2	Travel expenses of staff related to the European Council	1,700,000		1,700,000
1 3 4	Schooling fees for Type II European Schools	p.m.		p.m.
	1 3 - OTHER EXPENDITURE RELATING TO PERSONS WORKING WITH THE INSTITUTIONS	12,842,000		12,842,000
	1 - PERSONS WORKING WITH THE INSTITUTIONS	464,862,530	195,000	465,057,530
2	BUILDINGS, EQUIPMENT AND OPERATING EXPENDITURE			
2 0	BUILDINGS AND ASSOCIATED COSTS			
2 0 0	Buildings			
2 0 0 0	Rent	452,000		452,000
2 0 0 1	Annual lease payments	p.m.		p.m.
2 0 0 2	Acquisition of immovable property	p.m.		p.m.
2 0 0 3	Fitting-out and installation work	8,378,000		8,378,000
2 0 0 4	Work to make premises secure	1,934,000		1,934,000
2 0 0 5	Expenditure preliminary to the acquisition, construction and fitting-out of buildings	570,000		570,000
2 0 1	Costs relating to buildings			
2 0 1 0	Cleaning and maintenance	21,587,000		21,587,000
2 0 1 1	Water, gas, electricity and heating	7,021,000		7,021,000
2 0 1 2	Building security and surveillance	19,089,000		19,089,000
2 0 1 3	Insurance	636,000		636,000
2 0 1 4	Other expenditure relating to buildings	518,000		518,000
	2 0 - BUILDINGS AND ASSOCIATED COSTS	60,185,000		60,185,000
2 1	COMPUTER SYSTEMS, EQUIPMENT AND FURNITURE			
2 1 0	Computer systems and telecommunications			
2 1 0 0	Acquisition of equipment and software	16,470,000		16,470,000
2 1 0 1	External assistance for the operation and development of computer systems	29,385,000		29,385,000
2 1 0 2	Servicing and maintenance of equipment and software	7,045,000		7,045,000
2 1 0 3	Telecommunications	1,596,000		1,596,000
2 1 1	Furniture	1,055,000		1,055,000
2 1 2	Technical equipment and installations			
2 1 2 0	Purchase and replacement of technical equipment and installations	2,199,000		2,199,000
2 1 2 1	External assistance for the operation and development of technical equipment and installations	103,000		103,000
2 1 2 2	Renting, servicing, maintenance and repair of technical equipment and installations	1,342,000		1,342,000
2 1 3	Transport	2,190,000		2,190,000
	2 1 - COMPUTER SYSTEMS, EQUIPMENT AND FURNITURE	61,385,000		61,385,000
2 2	OPERATING EXPENDITURE			
2 2 0	Meetings and conferences			
2 2 0 0	Travel expenses of delegations	15,505,000		15,505,000
2 2 0 1	Miscellaneous travel expenses	510,000		510,000
2 2 0 2	Interpreting costs	85,060,000		85,060,000
2 2 0 3	Representation expenses	191,000		191,000
2 2 0 4	Miscellaneous expenditure on meetings	5,662,000		5,662,000
2 2 0 5	Organisation of conferences, congresses and meetings	1,246,000		1,246,000
2 2 1	Information			

Title Chapter Article Item	SECTION II - EUROPEAN COUNCIL AND COUNCIL	1	2-1	2
		DB 2025	Council's Changes on DB 2025	Council's Position on DB 2025
		Appropriation	Appropriation	Appropriation
2 2 1 0	Documentation and library expenditure	2,853,000		2,853,000
2 2 1 1	Official Journal	p.m.		p.m.
2 2 1 2	General publications	320,000		320,000
2 2 1 3	Information and public events	6,635,000		6,635,000
2 2 3	Miscellaneous expenses			

Title Chapter Article Item	SECTION II - EUROPEAN COUNCIL AND COUNCIL	1	2-1	2
		DB 2025	Council's Changes on DB 2025	Council's Position on DB 2025
		Appropriation	Appropriation	Appropriation
2 2 3 0	Office supplies	396,000		396,000
2 2 3 1	Postal charges	45,000		45,000
2 2 3 2	Expenditure on studies, surveys and consultations	45,000		45,000
2 2 3 3	Interinstitutional cooperation	p.m.		p.m.
2 2 3 4	Removals	33,000		33,000
2 2 3 5	Financial charges	15,000		15,000
2 2 3 6	Legal expenses and costs, damages and compensation	556,000		556,000
2 2 3 7	Other operating expenditure	317,000		317,000
	2 2 - OPERATING EXPENDITURE	119,389,000		119,389,000
	2 - BUILDINGS, EQUIPMENT AND OPERATING EXPENDITURE	240,959,000		240,959,000
10	OTHER EXPENDITURE			
10 0	PROVISIONAL APPROPRIATIONS	p.m.		p.m.
	10 0 - PROVISIONAL APPROPRIATIONS	p.m.		p.m.
10 1	CONTINGENCY RESERVE	p.m.		p.m.
	10 1 - CONTINGENCY RESERVE	p.m.		p.m.
	10 - OTHER EXPENDITURE	p.m.		p.m.
	SECTION II - EUROPEAN COUNCIL AND COUNCIL	705,821,530	195,000	706,016,530

SECTION IV - COURT OF JUSTICE

Title Chapter Article Item	SECTION IV - COURT OF JUSTICE	1	2-1	2
		DB 2025	Council's Changes on DB 2025	Council's Position on DB 2025
		Appropriation	Appropriation	Appropriation
1	PERSONS WORKING WITH THE INSTITUTION			
1 0	MEMBERS OF THE INSTITUTION			
1 0 0	Remunerations and other entitlements			
1 0 0 0	Remunerations and allowances	39,915,000		39,915,000
1 0 0 2	Entitlements on entering the service, transfer and leaving the service	2,743,000		2,743,000
1 0 2	Temporary allowances	3,583,000		3,583,000
1 0 4	Missions	245,000		245,000
1 0 6	Training	376,000		376,000
1 0 9	Provisional appropriation	p.m.		p.m.
	1 0 - MEMBERS OF THE INSTITUTION	46,862,000		46,862,000
1 2	OFFICIALS AND TEMPORARY STAFF			
1 2 0	Remunerations and other entitlements			
1 2 0 0	Remunerations and allowances	338,391,000	-2,974,265	335,416,735
1 2 0 2	Paid overtime	791,000		791,000
1 2 0 4	Entitlements related to entering the service, transfer and leaving the service	2,256,000		2,256,000
1 2 2	Allowances upon early termination of service			
1 2 2 0	Allowances for staff retired in the interests of the service	560,000		560,000
1 2 2 2	Allowances for staff whose service is terminated and special retirement scheme for officials and temporary staff	p.m.		p.m.
1 2 9	Provisional appropriation	p.m.		p.m.
	1 2 - OFFICIALS AND TEMPORARY STAFF	341,998,000	-2,974,265	339,023,735
1 4	OTHER STAFF AND EXTERNAL SERVICES			
1 4 0	Other staff and external persons			
1 4 0 0	Other staff	12,400,000	-623,000	11,777,000
1 4 0 4	In-service training and staff exchanges	3,107,000		3,107,000
1 4 0 5	Other external services	324,000		324,000
1 4 0 6	External services in the linguistic field	19,078,000		19,078,000
1 4 9	Provisional appropriation	p.m.		p.m.
	1 4 - OTHER STAFF AND EXTERNAL SERVICES	34,909,000	-623,000	34,286,000
1 6	OTHER EXPENDITURE RELATING TO PERSONS WORKING WITH THE INSTITUTION			
1 6 1	Expenditure relating to staff management			
1 6 1 0	Miscellaneous expenditure for staff recruitment	375,000		375,000
1 6 1 2	Further training	1,652,000		1,652,000
1 6 2	Missions	380,000		380,000
1 6 3	Expenditure on staff of the institution			
1 6 3 0	Social welfare	61,000		61,000
1 6 3 2	Social contacts between members of staff and other welfare expenditure	220,000		220,000
1 6 5	Activities relating to all persons working with the institution			
1 6 5 0	Medical service	203,000		203,000
1 6 5 2	Restaurants and canteens	184,000		184,000
1 6 5 4	Early Childhood Centre	3,480,000		3,480,000
1 6 5 5	PMO expenditure for the administration of matters concerning the Court's staff	p.m.		p.m.
1 6 5 6	European Schools	55,000		55,000
	1 6 - OTHER EXPENDITURE RELATING TO PERSONS WORKING WITH THE INSTITUTION	6,610,000		6,610,000
	1 - PERSONS WORKING WITH THE INSTITUTION	430,379,000	-3,597,265	426,781,735
2	BUILDINGS, FURNITURE, EQUIPMENT AND MISCELLANEOUS OPERATING EXPENDITURE			

Title Chapter Article Item	SECTION IV - COURT OF JUSTICE	1	2-1	2
		DB 2025	Council's Changes on DB 2025	Council's Position on DB 2025
		Appropriation	Appropriation	Appropriation
2 0	BUILDINGS AND ASSOCIATED COSTS			
2 0 0	Buildings			
2 0 0 0	Rent	230,000		230,000
2 0 0 1	Lease/purchase	30,293,000		30,293,000
2 0 0 3	Acquisition of immovable property	p.m.		p.m.

Title Chapter Article Item	SECTION IV - COURT OF JUSTICE	1	2-1	2
		DB 2025	Council's Changes on DB 2025	Council's Position on DB 2025
		Appropriation	Appropriation	Appropriation
2 0 0 5	Construction of buildings	p.m.		p.m.
2 0 0 7	Fitting-out of premises	2,220,000		2,220,000
2 0 0 8	Studies and technical assistance in connection with buildings	1,290,000		1,290,000
2 0 2	Costs relating to buildings			
2 0 2 2	Cleaning and maintenance	13,100,000		13,100,000
2 0 2 4	Energy consumption	4,824,000		4,824,000
2 0 2 6	Security and surveillance of buildings	9,259,000		9,259,000
2 0 2 8	Insurance	475,000		475,000
2 0 2 9	Other expenditure on buildings	179,000		179,000
	2 0 - BUILDINGS AND ASSOCIATED COSTS	61,870,000		61,870,000
2 1	DATA-PROCESSING, EQUIPMENT AND MOVABLE PROPERTY: PURCHASE, HIRE AND MAINTENANCE			
2 1 0	Equipment, operating costs and services related to data-processing and telecommunications			
2 1 0 0	Purchase, servicing and maintenance of equipment and software	13,947,000		13,947,000
2 1 0 2	External services for the operation, creation and maintenance of software and systems	19,454,000		19,454,000
2 1 0 3	Telecommunications	400,000		400,000
2 1 2	Furniture	541,000		541,000
2 1 4	Technical equipment and installations	499,000		499,000
2 1 6	Vehicles	1,290,000		1,290,000
	2 1 - DATA-PROCESSING, EQUIPMENT AND MOVABLE PROPERTY: PURCHASE, HIRE AND MAINTENANCE	36,131,000		36,131,000
2 3	CURRENT ADMINISTRATIVE EXPENDITURE			
2 3 0	Stationery, office supplies and miscellaneous consumables	515,000		515,000
2 3 1	Financial charges	6,000		6,000
2 3 2	Legal expenses and damages	30,000		30,000
2 3 6	Postal charges	120,000		120,000
2 3 8	Other administrative expenditure	638,000		638,000
	2 3 - CURRENT ADMINISTRATIVE EXPENDITURE	1,309,000		1,309,000
2 5	EXPENDITURE ON MEETINGS AND CONFERENCES			
2 5 2	Reception and representation expenses	161,000		161,000
2 5 4	Meetings, congresses, conferences and visits	395,000		395,000
	2 5 - EXPENDITURE ON MEETINGS AND CONFERENCES	556,000		556,000
2 7	INFORMATION: ACQUISITION, ARCHIVING, PRODUCTION AND DISTRIBUTION			
2 7 0	Limited consultations, studies and surveys	p.m.		p.m.
2 7 2	Documentation, library and archiving expenditure	1,843,000		1,843,000
2 7 4	Communication activities	630,000		630,000
	2 7 - INFORMATION: ACQUISITION, ARCHIVING, PRODUCTION AND DISTRIBUTION	2,473,000		2,473,000
	2 - BUILDINGS, FURNITURE, EQUIPMENT AND MISCELLANEOUS OPERATING EXPENDITURE	102,339,000		102,339,000
3	EXPENDITURE RESULTING FROM SPECIAL FUNCTIONS CARRIED OUT BY THE INSTITUTION			
3 7	EXPENDITURE RELATING TO CERTAIN INSTITUTIONS AND BODIES			
3 7 1	Special expenditure of the Court of Justice of the European Union			
3 7 1 0	Court's expenses	57,000		57,000
3 7 1 1	Arbitration Committee provided for in Article 18 of the Euratom Treaty	p.m.		p.m.
	3 7 - EXPENDITURE RELATING TO CERTAIN INSTITUTIONS AND BODIES	57,000		57,000
	3 - EXPENDITURE RESULTING FROM SPECIAL FUNCTIONS CARRIED OUT BY THE INSTITUTION	57,000		57,000
10	OTHER EXPENDITURE			
10 0	PROVISIONAL APPROPRIATIONS	2,501,000	-2,501,000	p.m.
	10 0 - PROVISIONAL APPROPRIATIONS	2,501,000	-2,501,000	p.m.

Title Chapter Article Item	SECTION IV - COURT OF JUSTICE	1	2-1	2
		DB 2025	Council's Changes on DB 2025	Council's Position on DB 2025
		Appropriation	Appropriation	Appropriation
10 1	CONTINGENCY RESERVE			
		p.m.		p.m.
		10 1 - CONTINGENCY RESERVE		
		10 - OTHER EXPENDITURE		p.m.
		2,501,000	-2,501,000	p.m.
SECTION IV - COURT OF JUSTICE		532,775,000	-3,597,265	529,177,735

SECTION V - COURT OF AUDITORS

Title Chapter Article Item	SECTION V - COURT OF AUDITORS	1	2-1	2
		DB 2025	Council's Changes on DB 2025	Council's Position on DB 2025
		Appropriation	Appropriation	Appropriation
1	PERSONS WORKING WITH THE INSTITUTION			
1 0	MEMBERS OF THE INSTITUTION			
1 0 0	Remuneration and other entitlements			
1 0 0 0	Remunerations and allowances	10,895,000		10,895,000
1 0 0 2	Entitlements on entering and leaving the service	269,000		269,000
1 0 2	Temporary allowances	469,000		469,000
1 0 4	Missions	260,000		260,000
1 0 6	Training	75,000		75,000
1 0 9	Provisional appropriation	p.m.		p.m.
	1 0 - MEMBERS OF THE INSTITUTION	11,968,000		11,968,000
1 2	OFFICIALS AND TEMPORARY STAFF			
1 2 0	Remuneration and other entitlements			
1 2 0 0	Remuneration and allowances	144,288,000	-870,665	143,417,335
1 2 0 2	Paid overtime	200,000		200,000
1 2 0 4	Entitlements on entering the service, transfer and leaving the service	843,241		843,241
1 2 2	Allowances upon early termination of service			
1 2 2 0	Allowances for staff retired in the interests of the service	p.m.		p.m.
1 2 2 2	Allowances for staff whose service is terminated and special retirement scheme for officials and temporary staff	p.m.		p.m.
1 2 9	Provisional appropriation	p.m.		p.m.
	1 2 - OFFICIALS AND TEMPORARY STAFF	145,331,241	-870,665	144,460,576
1 4	OTHER STAFF AND EXTERNAL SERVICES			
1 4 0	Other staff and external persons			
1 4 0 0	Other staff	6,623,000	-280,000	6,343,000
1 4 0 4	In-service training and staff exchanges	2,866,000		2,866,000
1 4 0 5	Other external services	285,000		285,000
1 4 0 6	External services in the linguistic field	632,000		632,000
1 4 9	Provisional appropriation	p.m.		p.m.
	1 4 - OTHER STAFF AND EXTERNAL SERVICES	10,406,000	-280,000	10,126,000
1 6	OTHER EXPENDITURE RELATING TO PERSONS WORKING WITH THE INSTITUTION			
1 6 1	Expenditure relating to staff management			
1 6 1 0	Miscellaneous expenditure on recruitment	75,000		75,000
1 6 1 2	Further training for staff	720,000		720,000
1 6 2	Missions	2,641,800		2,641,800
1 6 3	Assistance for staff of the institution			
1 6 3 0	Social welfare	25,000		25,000
1 6 3 2	Social contacts between members of staff and other welfare expenditure	78,000		78,000
1 6 3 3	Diversity, inclusion, well-being and attractiveness of the workplace	20,000		20,000
1 6 5	Activities relating to all persons working with the institution			
1 6 5 0	Medical service	127,000		127,000
1 6 5 2	Restaurants and canteens	150,000		150,000
1 6 5 4	Early Childhood Centre	1,580,000		1,580,000
	1 6 - OTHER EXPENDITURE RELATING TO PERSONS WORKING WITH THE INSTITUTION	5,416,800		5,416,800
	1 - PERSONS WORKING WITH THE INSTITUTION	173,122,041	-1,150,665	171,971,376
2	BUILDINGS, MOVABLE PROPERTY, EQUIPMENT AND MISCELLANEOUS OPERATING EXPENDITURE			
2 0	BUILDINGS AND ASSOCIATED COSTS			

Title Chapter Article Item	SECTION V - COURT OF AUDITORS	1	2-1	2
		DB 2025	Council's Changes on DB 2025	Council's Position on DB 2025
		Appropriation	Appropriation	Appropriation
2 0 0	Buildings			
2 0 0 0	Rent	145,000		145,000
2 0 0 1	Lease/purchase	p.m.		p.m.
2 0 0 3	Acquisition of immovable property	p.m.		p.m.
2 0 0 5	Construction of buildings	p.m.		p.m.

Title Chapter Article Item	SECTION V - COURT OF AUDITORS	1	2-1	2
		DB 2025	Council's Changes on DB 2025	Council's Position on DB 2025
		Appropriation	Appropriation	Appropriation
2 0 0 7	Fitting-out of premises	311,100		311,100
2 0 0 8	Studies and technical assistance in connection with building projects	95,880		95,880
2 0 2	Expenditure on buildings			
2 0 2 2	Cleaning and maintenance	2,115,000		2,115,000
2 0 2 4	Energy consumption	1,395,000		1,395,000
2 0 2 6	Security and surveillance of buildings	715,000		715,000
2 0 2 8	Insurance	228,000		228,000
2 0 2 9	Other expenditure on buildings	48,000		48,000
	2 0 - BUILDINGS AND ASSOCIATED COSTS	5,052,980		5,052,980
2 1	DATA PROCESSING, EQUIPMENT AND MOVABLE PROPERTY: PURCHASE, HIRE AND MAINTENANCE			
2 1 0	Equipment, operating costs and services relating to data processing and telecommunications			
2 1 0 0	Purchase, servicing and maintenance of equipment and software	2,775,000		2,775,000
2 1 0 2	External services for the operation, implementation and maintenance of software and systems	5,982,000		5,982,000
2 1 0 3	Telecommunications	370,000		370,000
2 1 2	Furniture	130,000		130,000
2 1 4	Technical equipment and installations	340,000		340,000
2 1 6	Vehicles	453,000		453,000
	2 1 - DATA PROCESSING, EQUIPMENT AND MOVABLE PROPERTY: PURCHASE, HIRE AND MAINTENANCE	10,050,000		10,050,000
2 3	CURRENT ADMINISTRATIVE EXPENDITURE			
2 3 0	Stationery, office supplies and miscellaneous consumables	42,000		42,000
2 3 1	Financial charges	10,000		10,000
2 3 2	Legal expenses and damages	100,000		100,000
2 3 6	Postage and delivery charges	12,000		12,000
2 3 8	Other administrative expenditure	474,300		474,300
	2 3 - CURRENT ADMINISTRATIVE EXPENDITURE	638,300		638,300
2 5	MEETINGS AND CONFERENCES			
2 5 2	Representation expenses	119,000		119,000
2 5 4	Meetings, congresses and conferences	112,000		112,000
2 5 6	Expenditure on the dissemination of information and on participation in public events	18,000		18,000
2 5 7	Interpretation costs	200,000		200,000
	2 5 - MEETINGS AND CONFERENCES	449,000		449,000
2 7	INFORMATION: ACQUISITION, ARCHIVING, PRODUCTION AND DISTRIBUTION			
2 7 0	Limited consultations, studies and surveys			
2 7 0 0	Limited consultations, studies and surveys	469,000		469,000
2 7 2	Documentation, library and archiving expenditure	711,960		711,960
2 7 4	Production and distribution			
2 7 4 1	Publications of a general nature	425,000		425,000
	2 7 - INFORMATION: ACQUISITION, ARCHIVING, PRODUCTION AND DISTRIBUTION	1,605,960		1,605,960
	2 - BUILDINGS, MOVABLE PROPERTY, EQUIPMENT AND MISCELLANEOUS OPERATING EXPENDITURE	17,796,240		17,796,240
10	OTHER EXPENDITURE			
10 0	PROVISIONAL APPROPRIATIONS	800,000	-800,000	p.m.
	10 0 - PROVISIONAL APPROPRIATIONS	800,000	-800,000	p.m.
10 1	CONTINGENCY RESERVE	p.m.		p.m.
	10 1 - CONTINGENCY RESERVE	p.m.		p.m.
	10 - OTHER EXPENDITURE	800,000	-800,000	p.m.
	SECTION V - COURT OF AUDITORS	190,918,281	-1,150,665	189,767,616

SECTION VI - EUROPEAN ECONOMIC AND SOCIAL COMMITTEE

Title Chapter Article Item	SECTION VI - EUROPEAN ECONOMIC AND SOCIAL COMMITTEE	1	2-1	2
		DB 2025	Council's Changes on DB 2025	Council's Position on DB 2025
		Appropriation	Appropriation	Appropriation
1	PERSONS WORKING WITH THE INSTITUTION			
1 0	MEMBERS OF THE INSTITUTION AND DELEGATES			
1 0 0	Specific allowances and payments			
1 0 0 0	Specific allowances and payments	565,900		565,900
1 0 0 4	Travel costs, travel allowances and subsistence allowances, attendance at meetings and associated expenditure	21,406,934		21,406,934
1 0 0 8	Travel costs, travel allowances and subsistence allowances, attendance at meetings and associated expenditure of delegates of the Consultative Commission on Industrial Change	577,883		577,883
1 0 5	Further training, language courses and other training	92,827		92,827
	1 0 - MEMBERS OF THE INSTITUTION AND DELEGATES	22,643,544		22,643,544
1 2	OFFICIALS AND TEMPORARY STAFF			
1 2 0	Remuneration and other entitlements			
1 2 0 0	Remuneration and allowances	92,767,763		92,767,763
1 2 0 2	Paid overtime	18,000		18,000
1 2 0 4	Entitlements on entering the service, transfer and leaving the service	320,542		320,542
1 2 2	Allowances upon early termination of service			
1 2 2 0	Allowances for staff retired or placed on leave in the interests of the service	290,700		290,700
1 2 2 2	Allowances for staff whose service is terminated and special retirement scheme for officials and temporary staff	p.m.		p.m.
1 2 9	Provisional appropriation	p.m.		p.m.
	1 2 - OFFICIALS AND TEMPORARY STAFF	93,397,005		93,397,005
1 4	OTHER STAFF AND EXTERNAL SERVICES			
1 4 0	Other staff and external persons			
1 4 0 0	Other staff	3,020,804		3,020,804
1 4 0 4	Graduate traineeships, grants and exchanges of officials	944,849		944,849
1 4 0 8	Entitlements on entering the service, transfer and leaving the service	40,000		40,000
1 4 2	External services			
1 4 2 0	Supplementary services for the translation service and translation and outsourcing-related tools	1,315,800		1,315,800
1 4 2 2	External advisors on legislative work	688,500		688,500
1 4 2 4	Interinstitutional cooperation and external services in the field of personnel management	135,650		135,650
1 4 9	Provisional appropriation	p.m.		p.m.
	1 4 - OTHER STAFF AND EXTERNAL SERVICES	6,145,603		6,145,603
1 6	OTHER EXPENDITURE RELATING TO PERSONS WORKING WITH THE INSTITUTION			
1 6 1	Expenditure relating to staff management			
1 6 1 0	Expenditure on recruitment	53,067		53,067
1 6 1 2	Further training	594,889		594,889
1 6 2	Missions	402,000		402,000
1 6 3	Activities relating to all persons working with the institution			
1 6 3 0	Social welfare	56,000		56,000
1 6 3 2	Social contacts between members of staff and other social measures	181,600		181,600
1 6 3 4	Medical service	139,000		139,000
1 6 3 6	Restaurants and canteens	p.m.		p.m.
1 6 3 8	Early Childhood Centre and approved day nurseries	716,775		716,775
1 6 4	Contribution to accredited European Schools			
1 6 4 0	Contribution to accredited Type II European Schools	p.m.		p.m.
	1 6 - OTHER EXPENDITURE RELATING TO PERSONS WORKING WITH THE INSTITUTION	2,143,331		2,143,331
	1 - PERSONS WORKING WITH THE INSTITUTION	124,329,483		124,329,483
2	BUILDINGS, FURNITURE, EQUIPMENT AND MISCELLANEOUS OPERATING EXPENDITURE			

Title Chapter Article Item	SECTION VI - EUROPEAN ECONOMIC AND SOCIAL COMMITTEE	1	2-1	2
		DB 2025	Council's Changes on DB 2025	Council's Position on DB 2025
		Appropriation	Appropriation	Appropriation
2 0	BUILDINGS AND ASSOCIATED COSTS			
2 0 0	Buildings			
2 0 0 0	Rent	943,076		943,076
2 0 0 1	Annual lease payments and similar expenditure	16,126,471		16,126,471

Title Chapter Article Item	SECTION VI - EUROPEAN ECONOMIC AND SOCIAL COMMITTEE	1	2-1	2
		DB 2025	Council's Changes on DB 2025	Council's Position on DB 2025
		Appropriation	Appropriation	Appropriation
2 0 0 3	Purchase of premises	p.m.		p.m.
2 0 0 5	Construction of buildings	p.m.		p.m.
2 0 0 7	Fitting-out of premises	526,718		526,718
2 0 0 8	Other expenditure on buildings	536,303		536,303
2 0 0 9	Provisional appropriation to cover the institution's property investments	p.m.		p.m.
2 0 2	Other expenditure on buildings			
2 0 2 2	Maintenance including cleaning	3,559,773		3,559,773
2 0 2 4	Energy consumption	774,619		774,619
2 0 2 6	Security and surveillance	2,959,513		2,959,513
2 0 2 8	Insurance	122,219		122,219
	2 0 - BUILDINGS AND ASSOCIATED COSTS	25,548,692		25,548,692
2 1	DATA-PROCESSING, EQUIPMENT AND FURNITURE: PURCHASE, HIRE AND MAINTENANCE			
2 1 0	Equipment, operating costs and services relating to data-processing and telecommunications			
2 1 0 0	Purchase, servicing and maintenance of equipment and software, and related work	2,876,097		2,876,097
2 1 0 2	Outside assistance for the operation, development and maintenance of software systems	4,361,516		4,361,516
2 1 0 3	Telecommunications	1,363,360		1,363,360
2 1 2	Furniture	176,736		176,736
2 1 4	Technical equipment and installations	1,346,614		1,346,614
2 1 6	Vehicles	68,500		68,500
	2 1 - DATA-PROCESSING, EQUIPMENT AND FURNITURE: PURCHASE, HIRE AND MAINTENANCE	10,192,823		10,192,823
2 3	CURRENT ADMINISTRATIVE EXPENDITURE			
2 3 0	Stationery, office supplies and miscellaneous consumables	125,551		125,551
2 3 1	Financial charges	4,000		4,000
2 3 2	Legal costs and damages	150,000		150,000
2 3 6	Postage on correspondence and delivery charges	44,500		44,500
2 3 8	Removal costs and other administrative expenditure	187,630		187,630
2 3 9	Environmental support	117,218		117,218
	2 3 - CURRENT ADMINISTRATIVE EXPENDITURE	628,899		628,899
2 5	OPERATIONAL ACTIVITIES			
2 5 4	Meetings, conferences, congresses, seminars and other events			
2 5 4 0	Miscellaneous expenditure on internal meetings	243,876		243,876
2 5 4 2	Expenditure on the organisation of and participation in hearings and other events	654,262		654,262
2 5 4 4	Costs of organising the work of the Consultative Commission on Industrial Change (CCMI)	40,000		40,000
2 5 4 6	Representation expenses	90,000		90,000
2 5 4 8	Interpreting	7,775,000		7,775,000
	2 5 - OPERATIONAL ACTIVITIES	8,803,138		8,803,138
2 6	COMMUNICATION, PUBLICATIONS AND ACQUISITION OF DOCUMENTATION			
2 6 0	Communication, information and publications			
2 6 0 0	Communication	881,790		881,790
2 6 0 2	Publishing and promotion of publications	720,200		720,200
2 6 0 4	Official Journal	p.m.		p.m.
2 6 2	Documentation, digitisation and studies			
2 6 2 0	Foresight studies, general studies and research	300,000		300,000
2 6 2 2	Documentation and information resources	206,200		206,200
2 6 2 4	Document management and digitisation	113,800		113,800
	2 6 - COMMUNICATION, PUBLICATIONS AND ACQUISITION OF DOCUMENTATION	2,221,990		2,221,990

Title Chapter Article Item	SECTION VI - EUROPEAN ECONOMIC AND SOCIAL COMMITTEE	1	2-1	2
		DB 2025	Council's Changes on DB 2025	Council's Position on DB 2025
		Appropriation	Appropriation	Appropriation
		47,395,542		47,395,542
10	OTHER EXPENDITURE			
10 0	PROVISIONAL APPROPRIATIONS	p.m.		p.m.
		p.m.		p.m.
10 1	CONTINGENCY RESERVE	p.m.		p.m.
		p.m.		p.m.

Title Chapter Article Item	SECTION VI - EUROPEAN ECONOMIC AND SOCIAL COMMITTEE	1	2-1	2
		DB 2025	Council's Changes on DB 2025	Council's Position on DB 2025
		Appropriation	Appropriation	Appropriation
		p.m.		p.m.
10 2	RESERVE TO PROVIDE FOR THE TAKEOVER OF BUILDINGS 10 2 - RESERVE TO PROVIDE FOR THE TAKEOVER OF BUILDINGS 10 - OTHER EXPENDITURE	p.m.		p.m.
		p.m.		p.m.
		p.m.		p.m.
SECTION VI - EUROPEAN ECONOMIC AND SOCIAL COMMITTEE		171,725,025		171,725,025



SECTION VII - COMMITTEE OF THE REGIONS

Title Chapter Article Item	SECTION VII - COMMITTEE OF THE REGIONS	1	2-1	2
		DB 2025	Council's Changes on DB 2025	Council's Position on DB 2025
		Appropriation	Appropriation	Appropriation
1	PERSONS WORKING WITH THE INSTITUTION			
1 0	MEMBERS OF THE INSTITUTION			
1 0 0	Salaries, allowances and payments			
1 0 0 0	Office expenses of Members	165,669		165,669
1 0 0 4	Travel and subsistence allowances, attendance at meetings and associated expenditure	9,170,529		9,170,529
1 0 0 5	Training activities for the Members of the institution	35,000		35,000
	1 0 - MEMBERS OF THE INSTITUTION	9,371,198		9,371,198
1 2	OFFICIALS AND TEMPORARY STAFF			
1 2 0	Remuneration and other entitlements			
1 2 0 0	Remuneration and allowances	73,710,000		73,710,000
1 2 0 2	Paid overtime	32,000		32,000
1 2 0 4	Entitlements on entering the service, transfer and leaving the service	225,000		225,000
1 2 2	Allowances upon early termination of service			
1 2 2 0	Allowances for staff retired in the interests of the service	367,200		367,200
1 2 2 2	Allowances for staff whose service is terminated and special retirement scheme	p.m.		p.m.
1 2 9	Provisional appropriation	p.m.		p.m.
	1 2 - OFFICIALS AND TEMPORARY STAFF	74,334,200		74,334,200
1 4	OTHER STAFF AND EXTERNAL SERVICES			
1 4 0	Other staff and external persons			
1 4 0 0	Other staff	5,791,114		5,791,114
1 4 0 2	Interpreting services	4,118,499		4,118,499
1 4 0 4	Graduate traineeships, grants and exchanges of officials	1,096,150		1,096,150
1 4 0 5	Supplementary services for the accounting service	p.m.		p.m.
1 4 0 8	Entitlements on entering the service, transfer and leaving the service and other expenditure for services to staff during their career	46,650		46,650
1 4 2	External services			
1 4 2 0	Supplementary services for the translation service and translation and outsourcing-related tools	700,000		700,000
1 4 2 2	Expert assistance relating to consultative work	420,000		420,000
1 4 9	Provisional appropriation	p.m.		p.m.
	1 4 - OTHER STAFF AND EXTERNAL SERVICES	12,172,413		12,172,413
1 6	OTHER EXPENDITURE RELATING TO PERSONS WORKING WITH THE INSTITUTION			
1 6 1	Expenditure relating to staff management			
1 6 1 0	Miscellaneous expenditure on recruitment	20,000		20,000
1 6 1 2	Further training, retraining and information for staff	359,900		359,900
1 6 2	Missions	478,050		478,050
1 6 3	Activities relating to all persons working with the institution			
1 6 3 0	Social welfare	20,400		20,400
1 6 3 2	Internal social policy	31,000		31,000
1 6 3 3	Sustainable staff commuting	61,500		61,500
1 6 3 4	Medical service	124,525		124,525
1 6 3 6	Restaurants and canteens	p.m.		p.m.
1 6 3 8	Early Childhood Centre and approved day nurseries	750,000		750,000
	1 6 - OTHER EXPENDITURE RELATING TO PERSONS WORKING WITH THE INSTITUTION	1,845,375		1,845,375
	1 - PERSONS WORKING WITH THE INSTITUTION	97,723,186		97,723,186
2	BUILDINGS, FURNITURE, EQUIPMENT AND MISCELLANEOUS OPERATING EXPENDITURE			
2 0	BUILDINGS AND ASSOCIATED COSTS			

Title Chapter Article Item	SECTION VII - COMMITTEE OF THE REGIONS	1	2-1	2
		DB 2025	Council's Changes on DB 2025	Council's Position on DB 2025
		Appropriation	Appropriation	Appropriation
2 0 0	Buildings and associated costs			
2 0 0 0	Rent	738,180		738,180
2 0 0 1	Annual lease payments	11,939,089		11,939,089
2 0 0 3	Acquisition of immovable property	p.m.		p.m.
2 0 0 5	Construction of buildings	p.m.		p.m.

Title Chapter Article Item	SECTION VII - COMMITTEE OF THE REGIONS	1	2-1	2
		DB 2025	Council's Changes on DB 2025	Council's Position on DB 2025
		Appropriation	Appropriation	Appropriation
2 0 0 7	Fitting-out of premises	768,852		768,852
2 0 0 8	Other expenditure on buildings	142,315		142,315
2 0 0 9	Provisional appropriation to cover the institution's property investments	p.m.		p.m.
2 0 2	Other expenditure on buildings			
2 0 2 2	Cleaning and maintenance	2,139,579		2,139,579
2 0 2 4	Energy consumption	626,729		626,729
2 0 2 6	Security and surveillance of buildings	2,201,618		2,201,618
2 0 2 8	Insurance	88,931		88,931
	2 0 - BUILDINGS AND ASSOCIATED COSTS	18,645,293		18,645,293
2 1	DATA PROCESSING, EQUIPMENT AND FURNITURE: PURCHASE, HIRE AND MAINTENANCE			
2 1 0	Equipment, operating costs and services relating to data processing and telecommunications			
2 1 0 0	Purchase, servicing and maintenance of equipment and software, and related work	2,148,655		2,148,655
2 1 0 2	Outside assistance for the operation, development and maintenance of software systems	3,722,114		3,722,114
2 1 0 3	Telecommunications	247,985		247,985
2 1 2	Furniture	118,211		118,211
2 1 4	Technical equipment and installations	1,350,633		1,350,633
2 1 6	Vehicles	75,000		75,000
	2 1 - DATA PROCESSING, EQUIPMENT AND FURNITURE: PURCHASE, HIRE AND MAINTENANCE	7,662,598		7,662,598
2 3	ADMINISTRATIVE EXPENDITURE			
2 3 0	Stationery, office supplies and miscellaneous consumables	96,951		96,951
2 3 1	Financial charges	1,500		1,500
2 3 2	Legal costs and damages	30,000		30,000
2 3 6	Postage on correspondence and delivery charges	42,500		42,500
2 3 8	Other administrative expenditure	137,903		137,903
2 3 9	EMAS activities, including promotion, and carbon offsetting scheme	25,908		25,908
	2 3 - ADMINISTRATIVE EXPENDITURE	334,762		334,762
2 5	MEETINGS AND CONFERENCES			
2 5 4	Meetings, conferences, congresses, seminars and other events			
2 5 4 0	Costs of meetings organised in Brussels	167,382		167,382
2 5 4 1	Third parties	334,577		334,577
2 5 4 4	Support to networks and fora	p.m.		p.m.
2 5 4 6	Representation expenses	141,212		141,212
	2 5 - MEETINGS AND CONFERENCES	643,171		643,171
2 6	EXPERTISE AND INFORMATION: ACQUISITION, ARCHIVING, PRODUCTION AND DISTRIBUTION			
2 6 0	Communication and publications			
2 6 0 0	Relationship with press and audiovisual support	820,426		820,426
2 6 0 1	Permanent dialogue mechanism	482,512		482,512
2 6 0 2	Digital content and social media	991,056		991,056
2 6 0 3	EU Councillors	p.m.		p.m.
2 6 0 4	Official Journal	p.m.		p.m.
2 6 2	Acquisition of documentation and archiving			
2 6 2 0	External expertise, studies, policy monitoring and reporting	500,000		500,000
2 6 2 2	Documentation and library expenditure	219,247		219,247
2 6 2 4	Expenditure on archive resources	162,965		162,965
2 6 4	Communication activities of the political groups of the European Committee of the Regions	400,000		400,000
	2 6 - EXPERTISE AND INFORMATION: ACQUISITION, ARCHIVING, PRODUCTION AND DISTRIBUTION	3,576,206		3,576,206

Title Chapter Article Item	SECTION VII - COMMITTEE OF THE REGIONS	1	2-1	2
		DB 2025	Council's Changes on DB 2025	Council's Position on DB 2025
		Appropriation	Appropriation	Appropriation
		30,862,030		30,862,030
10	OTHER EXPENDITURE			
10 0	PROVISIONAL APPROPRIATIONS	p.m.		p.m.
10 1	CONTINGENCY RESERVE	p.m.		p.m.
		p.m.		p.m.
		p.m.		p.m.

Title Chapter Article Item	SECTION VII - COMMITTEE OF THE REGIONS	1	2-1	2
		DB 2025	Council's Changes on DB 2025	Council's Position on DB 2025
		Appropriation	Appropriation	Appropriation
10 2	RESERVE TO PROVIDE FOR THE TAKEOVER OF BUILDINGS	p.m.		p.m.
		p.m.		p.m.
		p.m.		p.m.
SECTION VII - COMMITTEE OF THE REGIONS		128,585,216		128,585,216

SECTION VIII - EUROPEAN OMBUDSMAN

Title Chapter Article Item	SECTION VIII - EUROPEAN OMBUDSMAN	1	2-1	2
		DB 2025	Council's Changes on DB 2025	Council's Position on DB 2025
		Appropriation	Appropriation	Appropriation
1	EXPENDITURE RELATING TO PERSONS WORKING WITH THE INSTITUTION			
1 0	MEMBERS OF THE INSTITUTION			
1 0 0	Salaries, allowances and payments related to salaries	530,000		530,000
1 0 2	Temporary allowances	306,000		306,000
1 0 3	Pensions	p.m.		p.m.
1 0 4	Mission expenses	50,000		50,000
1 0 5	Language and data-processing courses	2,000		2,000
1 0 8	Allowances and expenses on entering and leaving the service	105,000		105,000
	1 0 - MEMBERS OF THE INSTITUTION	993,000		993,000
1 2	OFFICIALS AND TEMPORARY STAFF			
1 2 0	Remuneration and other entitlements			
1 2 0 0	Remuneration and allowances	10,547,000		10,547,000
1 2 0 2	Paid overtime	3,000		3,000
1 2 0 4	Entitlements on entering the service, transfer and leaving the service	30,000		30,000
1 2 2	Allowances upon early termination of service			
1 2 2 0	Allowances for staff retired in the interests of the service	p.m.		p.m.
1 2 2 2	Allowances for staff whose service is terminated and special retirement scheme for officials and temporary staff	p.m.		p.m.
	1 2 - OFFICIALS AND TEMPORARY STAFF	10,580,000		10,580,000
1 4	OTHER STAFF AND OUTSIDE SERVICES			
1 4 0	Other staff and external persons			
1 4 0 0	Other staff	503,000		503,000
1 4 0 4	Graduate traineeships, grants and exchanges of officials	233,500		233,500
	1 4 - OTHER STAFF AND OUTSIDE SERVICES	736,500		736,500
1 6	OTHER EXPENDITURE RELATING TO PERSONS WORKING WITH THE INSTITUTION			
1 6 1	Expenditure relating to staff management			
1 6 1 0	Expenditure on recruitment	3,000		3,000
1 6 1 2	Further training	90,000		90,000
1 6 3	Measures to assist the institution's staff			
1 6 3 0	Social welfare	p.m.		p.m.
1 6 3 1	Mobility	18,000		18,000
1 6 3 2	Social contact between members of staff and other social measures	7,000		7,000
1 6 5	Activities relating to all persons working with the institution			
1 6 5 0	European Schools	133,488		133,488
1 6 5 1	Crèches and childcare facilities	50,000		50,000
	1 6 - OTHER EXPENDITURE RELATING TO PERSONS WORKING WITH THE INSTITUTION	301,488		301,488
	1 - EXPENDITURE RELATING TO PERSONS WORKING WITH THE INSTITUTION	12,610,988		12,610,988
2	BUILDINGS, FURNITURE, EQUIPMENT AND MISCELLANEOUS OPERATING EXPENDITURE			
2 0	BUILDINGS AND ASSOCIATED COSTS			
2 0 0	Buildings			
2 0 0 0	Rent	1,058,000		1,058,000
2 0 0 1	Fitting-out and installation work	5,000		5,000
2 0 0 2	Cleaning, maintenance and energy consumption	215,594		215,594
2 0 0 3	Security and surveillance of buildings	345,000		345,000
	2 0 - BUILDINGS AND ASSOCIATED COSTS	1,623,594		1,623,594
2 1	DATA PROCESSING, EQUIPMENT AND FURNITURE: PURCHASE, HIRE AND MAINTENANCE			

Title Chapter Article Item	SECTION VIII - EUROPEAN OMBUDSMAN	1	2-1	2
		DB 2025	Council's Changes on DB 2025	Council's Position on DB 2025
		Appropriation	Appropriation	Appropriation
2 1 0	Equipment, operating costs and services relating to data processing and telecommunications			
2 1 0 0	Purchase, servicing and maintenance of equipment and software, and related work	374,000		374,000
2 1 2	Furniture	3,000		3,000
2 1 6	Vehicles	12,000		12,000
	2 1 - DATA PROCESSING, EQUIPMENT AND FURNITURE: PURCHASE, HIRE AND MAINTENANCE	389,000		389,000

Title Chapter Article Item	SECTION VIII - EUROPEAN OMBUDSMAN	1	2-1	2
		DB 2025	Council's Changes on DB 2025	Council's Position on DB 2025
		Appropriation	Appropriation	Appropriation
2 3	CURRENT ADMINISTRATIVE EXPENDITURE			
2 3 0	Administrative expenditure			
2 3 0 0	Stationery, office supplies and miscellaneous consumables	3,500		3,500
2 3 0 1	Postage on correspondence and delivery charges	2,500		2,500
2 3 0 2	Telecommunications	4,500		4,500
2 3 0 3	Financial charges	700		700
2 3 0 4	Other expenditure	3,500		3,500
2 3 0 5	Legal costs and damages	1,000		1,000
2 3 1	Translation and interpretation	245,000		245,000
2 3 2	Support for activities	179,000		179,000
	2 3 - CURRENT ADMINISTRATIVE EXPENDITURE	439,700		439,700
	2 - BUILDINGS, FURNITURE, EQUIPMENT AND MISCELLANEOUS OPERATING EXPENDITURE	2,452,294		2,452,294
3	EXPENDITURE RESULTING FROM GENERAL FUNCTIONS CARRIED OUT BY THE INSTITUTION			
3 0	MEETINGS AND CONFERENCES			
3 0 0	Staff mission expenses	102,000		102,000
3 0 2	Reception and representation expenses	2,000		2,000
3 0 3	Meetings in general	72,000		72,000
3 0 4	Internal meetings	30,000		30,000
	3 0 - MEETINGS AND CONFERENCES	206,000		206,000
3 2	EXPERTISE AND INFORMATION: ACQUISITION, ARCHIVING, PRODUCTION AND DISSEMINATION			
3 2 0	Acquisition of information and expertise			
3 2 0 0	Documentation and library expenditure	1,000		1,000
3 2 0 1	Expenditure on archive resources	6,000		6,000
3 2 1	Production and dissemination			
3 2 1 0	Communication and publications	28,000		28,000
	3 2 - EXPERTISE AND INFORMATION: ACQUISITION, ARCHIVING, PRODUCTION AND DISSEMINATION	35,000		35,000
3 3	STUDIES AND OTHER SUBSIDIES			
3 3 0	Studies and subsidies			
3 3 0 0	Studies	10,000		10,000
3 3 0 1	Relations with national/regional ombudsmen and other similar bodies and support for activities of the European Network of Ombudsmen	p.m.		p.m.
	3 3 - STUDIES AND OTHER SUBSIDIES	10,000		10,000
3 4	EXPENSES RELATING TO THE EUROPEAN OMBUDSMAN'S DUTIES			
3 4 0	Expenses relating to the European Ombudsman's duties			
3 4 0 0	Miscellaneous expenses	2,400		2,400
	3 4 - EXPENSES RELATING TO THE EUROPEAN OMBUDSMAN'S DUTIES	2,400		2,400
	3 - EXPENDITURE RESULTING FROM GENERAL FUNCTIONS CARRIED OUT BY THE INSTITUTION	253,400		253,400
10	OTHER EXPENDITURE			
10 0	PROVISIONAL APPROPRIATIONS	p.m.		p.m.
	10 0 - PROVISIONAL APPROPRIATIONS	p.m.		p.m.
10 1	CONTINGENCY RESERVE	p.m.		p.m.
	10 1 - CONTINGENCY RESERVE	p.m.		p.m.
	10 - OTHER EXPENDITURE	p.m.		p.m.
	SECTION VIII - EUROPEAN OMBUDSMAN	15,316,682		15,316,682

SECTION IX - EUROPEAN DATA-PROTECTION SUPERVISOR

Title Chapter Article Item	SECTION IX - EUROPEAN DATA-PROTECTION SUPERVISOR	1	2-1	2
		DB 2025	Council's Changes on DB 2025	Council's Position on DB 2025
		Appropriation	Appropriation	Appropriation
1	PERSONS WORKING WITH THE INSTITUTION			
1 0	MEMBERS OF THE INSTITUTION			
1 0 0	Remuneration, allowances and other entitlements of Members			
1 0 0 0	Remuneration and allowances	445,000		445,000
1 0 0 1	Entitlements on entering and leaving the service	74,687		74,687
1 0 0 2	Temporary allowances	172,984		172,984
1 0 0 3	Pensions	p.m.		p.m.
1 0 0 4	Provisional appropriation	p.m.		p.m.
1 0 1	Other expenditure in connection with Members			
1 0 1 0	Further training	5,000		5,000
1 0 1 1	Mission expenses, travel expenses and other ancillary expenditure	40,000		40,000
	1 0 - MEMBERS OF THE INSTITUTION	737,671		737,671
1 1	STAFF OF THE INSTITUTION			
1 1 0	Remuneration, allowances and other entitlements of officials and temporary staff			
1 1 0 0	Remuneration and allowances	9,689,000		9,689,000
1 1 0 1	Entitlements on entering the service, transfer and leaving the service	90,000		90,000
1 1 0 2	Paid overtime	p.m.		p.m.
1 1 0 3	Special assistance grants	p.m.		p.m.
1 1 0 4	Allowances and miscellaneous contributions upon early termination of service	p.m.		p.m.
1 1 0 5	Provisional appropriation	p.m.		p.m.
1 1 1	Other staff			
1 1 1 0	Contract staff	2,622,857		2,622,857
1 1 1 1	Cost of traineeships and staff exchanges	390,000		390,000
1 1 1 2	Services and work to be contracted out	63,000		63,000
1 1 2	Other expenditure in connection with staff			
1 1 2 0	Mission expenses, travel expenses and other ancillary expenditure	153,000		153,000
1 1 2 1	Recruitment costs	14,000		14,000
1 1 2 2	Further training	90,780		90,780
1 1 2 3	Social service	p.m.		p.m.
1 1 2 4	Medical service	40,000		40,000
1 1 2 5	Union nursery centre and other day nurseries and after-school centres	102,000		102,000
1 1 2 6	Relations between staff and other welfare expenditure	23,000		23,000
	1 1 - STAFF OF THE INSTITUTION	13,277,637		13,277,637
	1 - PERSONS WORKING WITH THE INSTITUTION	14,015,308		14,015,308
2	BUILDINGS, EQUIPMENT AND EXPENDITURE IN CONNECTION WITH THE OPERATION OF THE INSTITUTION			
2 0	BUILDINGS, EQUIPMENT AND EXPENDITURE IN CONNECTION WITH THE OPERATION OF THE INSTITUTION			
2 0 0	Rents, charges and buildings expenditure	1,843,972		1,843,972
2 0 1	Expenditure in connection with the operation and activities of the institution			
2 0 1 0	Information technology equipment and services	816,632		816,632
2 0 1 1	Furniture, office supplies and telecommunication costs	50,000		50,000
2 0 1 2	Other operating expenditure	246,330		246,330
2 0 1 3	Translation and interpretation costs	469,200		469,200
2 0 1 4	Expenditure on publishing and information	152,200		152,200
2 0 1 5	Expenditure in connection with the activities of the institution	204,000		204,000
2 0 1 6	Experts reimbursements	50,000		50,000

Title Chapter Article Item	SECTION IX - EUROPEAN DATA-PROTECTION SUPERVISOR	1	2-1	2
		DB 2025	Council's Changes on DB 2025	Council's Position on DB 2025
		Appropriation	Appropriation	Appropriation
		3,832,334		3,832,334
3 3 0 3 0 0	2 0 - BUILDINGS, EQUIPMENT AND EXPENDITURE IN CONNECTION WITH THE OPERATION OF THE INSTITUTION			
	2 - BUILDINGS, EQUIPMENT AND EXPENDITURE IN CONNECTION WITH THE OPERATION OF THE INSTITUTION	3,832,334		3,832,334
	EUROPEAN DATA PROTECTION BOARD			
	EXPENDITURE IN CONNECTION WITH THE OPERATION OF THE BOARD			
	Rents, charges and buildings expenditure			

Title Chapter Article Item	SECTION IX - EUROPEAN DATA-PROTECTION SUPERVISOR	1	2-1	2
		DB 2025	Council's Changes on DB 2025	Council's Position on DB 2025
		Appropriation	Appropriation	Appropriation
3 0 0 0	Rents, charges and buildings expenditure	663,000		663,000
3 0 1	Remuneration, allowances and other entitlements of officials and temporary staff			
3 0 1 0	Remuneration and allowances	2,492,000		2,492,000
3 0 1 1	Entitlements on entering the service, transfer and leaving the service	20,000		20,000
3 0 1 2	Allowances and miscellaneous contributions upon early termination of service	p.m.		p.m.
3 0 2	Other staff			
3 0 2 0	Contract staff	1,363,043		1,363,043
3 0 2 1	Cost of traineeships and staff exchanges	540,000		540,000
3 0 2 2	Services and work to be contracted out	70,330		70,330
3 0 3	Other expenditure in connection with staff of the Board			
3 0 3 0	Mission expenses, travel expenses and other ancillary expenditure	49,000		49,000
3 0 3 1	Recruitment costs	5,410		5,410
3 0 3 2	Further training	41,920		41,920
3 0 3 3	Medical service	17,000		17,000
3 0 3 4	Union nursery centre and other day nurseries and after-school centres	45,000		45,000
3 0 4	Expenditure in connection with the operation and activities of the Board			
3 0 4 0	Plenaries and sub-group meetings of the European Data Protection Board	490,500		490,500
3 0 4 1	Translation and interpretation costs	947,000		947,000
3 0 4 2	Expenditure on publishing and information	118,300		118,300
3 0 4 3	Information technology equipment and services	897,600		897,600
3 0 4 4	Furniture, office supplies and telecommunication costs	26,000		26,000
3 0 4 5	External consultancy and studies	465,120		465,120
3 0 4 6	Expenditure in connection with the activities of the European Data Protection Board	194,514		194,514
3 0 4 7	Other operating expenditure	128,520		128,520
3 0 4 8	Expenses of the Chair and Deputy Chairs of the European Data Protection Board	52,000		52,000
	3 0 - EXPENDITURE IN CONNECTION WITH THE OPERATION OF THE BOARD	8,626,257		8,626,257
	3 - EUROPEAN DATA PROTECTION BOARD	8,626,257		8,626,257
10	OTHER EXPENDITURE			
10 0	PROVISIONAL APPROPRIATIONS	p.m.		p.m.
	10 0 - PROVISIONAL APPROPRIATIONS	p.m.		p.m.
10 1	CONTINGENCY RESERVE	p.m.		p.m.
	10 1 - CONTINGENCY RESERVE	p.m.		p.m.
	10 - OTHER EXPENDITURE	p.m.		p.m.
	SECTION IX - EUROPEAN DATA-PROTECTION SUPERVISOR	26,473,899		26,473,899

SECTION X - EUROPEAN EXTERNAL ACTION SERVICE

Title Chapter Article Item	SECTION X - EUROPEAN EXTERNAL ACTION SERVICE	1	2-1	2
		DB 2025	Council's Changes on DB 2025	Council's Position on DB 2025
		Appropriation	Appropriation	Appropriation
1	STAFF AT HEADQUARTERS			
1 1	REMUNERATION AND OTHER ENTITLEMENTS RELATING TO STATUTORY STAFF			
1 1 0	Remuneration and other entitlements relating to statutory staff			
1 1 0 0	Basic salaries	138,255,000		138,255,000
1 1 0 1	Entitlements under the Staff Regulations related to the post held	480,000		480,000
1 1 0 2	Entitlements under the Staff Regulations related to the personal circumstances of the staff member	35,877,000		35,877,000
1 1 0 3	Social security cover	5,256,000		5,256,000
1 1 0 4	Salary weightings and updates	p.m.		p.m.
1 1 0 5	Compensations under Annex IV to the Staff Regulations	671,000		671,000
	1 1 - REMUNERATION AND OTHER ENTITLEMENTS RELATING TO STATUTORY STAFF	180,539,000		180,539,000
1 2	REMUNERATION AND OTHER ENTITLEMENTS RELATING TO EXTERNAL STAFF			
1 2 0	Remuneration and other entitlements relating to external staff			
1 2 0 0	Contract staff	24,182,653		24,182,653
1 2 0 1	Non-military seconded national experts	4,772,734		4,772,734
1 2 0 2	Traineeships	471,000		471,000
1 2 0 3	External services	p.m.		p.m.
1 2 0 4	Agency staff and special advisers	330,000		330,000
1 2 0 5	Military seconded national experts	16,972,000		16,972,000
1 2 2	Provisional appropriation	p.m.		p.m.
	1 2 - REMUNERATION AND OTHER ENTITLEMENTS RELATING TO EXTERNAL STAFF	46,728,387		46,728,387
1 3	OTHER EXPENDITURE RELATING TO STAFF MANAGEMENT			
1 3 0	Expenditure relating to staff management			
1 3 0 0	Recruitment	152,939		152,939
1 3 0 1	Training	1,248,480		1,248,480
1 3 0 2	Entitlements on entering the service, transfers and leaving the service	2,359,602		2,359,602
	1 3 - OTHER EXPENDITURE RELATING TO STAFF MANAGEMENT	3,761,021		3,761,021
1 4	MISSIONS			
1 4 0	Missions	9,566,090		9,566,090
	1 4 - MISSIONS	9,566,090		9,566,090
1 5	MEASURES TO ASSIST STAFF			
1 5 0	Measures to assist staff			
1 5 0 0	Social services and assistance to staff	720,000		720,000
1 5 0 1	Medical service	730,000		730,000
1 5 0 2	Restaurants and canteens	p.m.		p.m.
1 5 0 3	Crèches and childcare facilities	1,400,000		1,400,000
1 5 0 4	Contribution to accredited Type II European Schools	20,000		20,000
	1 5 - MEASURES TO ASSIST STAFF	2,870,000		2,870,000
	1 - STAFF AT HEADQUARTERS	243,464,498		243,464,498
2	BUILDINGS, EQUIPMENT AND OPERATING EXPENDITURE AT HEADQUARTERS			
2 0	BUILDINGS AND ASSOCIATED COSTS			
2 0 0	Buildings			
2 0 0 0	Rent and annual lease payments	28,990,000		28,990,000
2 0 0 1	Acquisition of immovable property	p.m.		p.m.
2 0 0 2	Fitting-out and security works	1,500,000		1,500,000
2 0 1	Costs relating to buildings			

Title Chapter Article Item	SECTION X - EUROPEAN EXTERNAL ACTION SERVICE	1	2-1	2
		DB 2025	Council's Changes on DB 2025	Council's Position on DB 2025
		Appropriation	Appropriation	Appropriation
2 0 1 0	Cleaning and maintenance	7,964,470		7,964,470
2 0 1 1	Water, gas, electricity and heating	3,121,200		3,121,200
2 0 1 2	Security and surveillance of buildings	10,470,000		10,470,000
2 0 1 3	Insurance	109,242		109,242
2 0 1 4	Other expenditure relating to buildings	51,000		51,000

Title Chapter Article Item	SECTION X - EUROPEAN EXTERNAL ACTION SERVICE	1	2-1	2
		DB 2025	Council's Changes on DB 2025	Council's Position on DB 2025
		Appropriation	Appropriation	Appropriation
	2 0 - BUILDINGS AND ASSOCIATED COSTS	52,205,912		52,205,912
2 1	COMPUTER SYSTEMS, EQUIPMENT AND FURNITURE			
2 1 0	Computer systems and telecommunications			
2 1 0 0	Information and communication technology	24,917,908		24,917,908
2 1 0 1	Cryptography and highly classified information and communications technology	25,900,000		25,900,000
2 1 0 2	Security of information and communication technology up to the level 'EU restricted'	5,565,829		5,565,829
2 1 0 3	Technical security countermeasures	1,304,000		1,304,000
2 1 1	Furniture, technical equipment and transport			
2 1 1 0	Furniture	1,000,000		1,000,000
2 1 1 1	Technical equipment and installations	30,000		30,000
2 1 1 2	Transport	25,500		25,500
	2 1 - COMPUTER SYSTEMS, EQUIPMENT AND FURNITURE	58,743,237		58,743,237
2 2	OTHER OPERATING EXPENDITURE			
2 2 0	Conferences, congresses and meetings			
2 2 0 0	Organisation of meetings, conferences and congresses	700,000		700,000
2 2 0 1	Experts' travel expenses	40,000		40,000
2 2 1	Information			
2 2 1 0	Documentation and library expenditure	1,705,000		1,705,000
2 2 1 1	Satellite imagery	450,000		450,000
2 2 1 2	General publications	100,000		100,000
2 2 1 3	Public information and public events	1,779,900		1,779,900
2 2 1 4	Strategic communication capacity	6,242,400		6,242,400
2 2 2	Language services			
2 2 2 0	Translation	p.m.		p.m.
2 2 2 1	Interpretation	750,000		750,000
2 2 3	Miscellaneous expenses			
2 2 3 0	Office supplies	204,000		204,000
2 2 3 1	Postal charges	187,272		187,272
2 2 3 2	Expenditure on studies, surveys and consultations	5,000		5,000
2 2 3 3	Interinstitutional cooperation	5,212,200		5,212,200
2 2 3 4	Removals	255,000		255,000
2 2 3 5	Financial charges	20,000		20,000
2 2 3 6	Legal expenses and costs, damages and compensation	80,000		80,000
2 2 3 7	Other operating expenditure	39,300		39,300
2 2 4	Conflict Prevention and Mediation Support Services (continuation)			
2 2 4 0	Conflict Prevention and Mediation Support Services (continuation)	570,180		570,180
2 2 5	Pilot projects - Preparatory actions			
2 2 5 0	Pilot project — Towards the creation of a European Diplomatic Academy	p.m.		p.m.
	2 2 - OTHER OPERATING EXPENDITURE	18,340,252		18,340,252
	2 - BUILDINGS, EQUIPMENT AND OPERATING EXPENDITURE AT HEADQUARTERS	129,289,401		129,289,401
3	DELEGATIONS			
3 0	DELEGATIONS			
3 0 0	Delegations			
3 0 0 0	Remuneration and entitlements of statutory staff	158,722,000		158,722,000
3 0 0 1	External staff and outside services	122,324,000		122,324,000
3 0 0 2	Other expenditure related to staff	37,334,754		37,334,754
3 0 0 3	Buildings and associated costs	177,575,472		177,575,472

Title Chapter Article Item	SECTION X - EUROPEAN EXTERNAL ACTION SERVICE	1	2-1	2
		DB 2025	Council's Changes on DB 2025	Council's Position on DB 2025
		Appropriation	Appropriation	Appropriation
		45,061,000 p.m.		45,061,000 p.m.
3 0 0 4	Other administrative expenditure			
3 0 0 5	Commission contribution for delegations			
		3 0 - DELEGATIONS		
		3 - DELEGATIONS		
		541,017,226		541,017,226
		541,017,226		541,017,226
10	OTHER EXPENDITURE			


Title Chapter Article Item	SECTION X - EUROPEAN EXTERNAL ACTION SERVICE	1	2-1	2
		DB 2025	Council's Changes on DB 2025	Council's Position on DB 2025
		Appropriation	Appropriation	Appropriation
10 0	PROVISIONAL APPROPRIATIONS	p.m.		p.m.
10 1	CONTINGENCY RESERVE	10 0 - PROVISIONAL APPROPRIATIONS		p.m.
				p.m.
		10 1 - CONTINGENCY RESERVE		p.m.
		10 - OTHER EXPENDITURE		p.m.
SECTION X - EUROPEAN EXTERNAL ACTION SERVICE		913,771,125		913,771,125

ANNEX 6

European Commission expenditure - Detailed figures by policy area

	Section III - Commission	DA NDA	FF	1		2-1		2	
				DB 2025		Council's Changes on DB 2025		Council's Position on DB 2025	
				c/a	p/a	c/a	p/a	c/a	p/a
01 - Research and Innovation									
01 01	Support administrative expenditure of the 'Research and Innovation' cluster								
01 01 01	Support expenditure for Horizon Europe								
01 01 01 01	Expenditure related to officials and temporary staff implementing Horizon Europe - Indirect research	NDA	1.0	179,195,199	179,195,199			179,195,199	179,195,199
01 01 01 02	External personnel implementing Horizon Europe - Indirect research	NDA	1.0	50,417,354	50,417,354			50,417,354	50,417,354
01 01 01 03	Other management expenditure for Horizon Europe - Indirect research	NDA	1.0	71,976,616	71,976,616			71,976,616	71,976,616
01 01 01 11	Expenditure related to officials and temporary staff implementing Horizon Europe - Direct research	NDA	1.0	175,287,000	175,287,000			175,287,000	175,287,000
01 01 01 12	External personnel implementing Horizon Europe - Direct research	NDA	1.0	37,531,000	37,531,000			37,531,000	37,531,000
01 01 01 13	Other management expenditure for Horizon Europe - Direct research	NDA	1.0	51,615,000	51,615,000			51,615,000	51,615,000
01 01 01 71	European Research Council Executive Agency - Contribution from Horizon Europe	NDA	1.0	64,653,632	64,653,632			64,653,632	64,653,632
01 01 01 72	European Research Executive Agency - Contribution from Horizon Europe	NDA	1.0	98,274,719	98,274,719			98,274,719	98,274,719
01 01 01 73	European Health and Digital Executive Agency - Contribution from Horizon Europe	NDA	1.0	23,478,508	23,478,508			23,478,508	23,478,508
01 01 01 74	European Climate, Infrastructure and Environment Executive Agency - Contribution from Horizon Europe	NDA	1.0	15,288,204	15,288,204			15,288,204	15,288,204
01 01 01 76	European Innovation Council and SMEs Executive Agency - Contribution from Horizon Europe	NDA	1.0	30,479,796	30,479,796			30,479,796	30,479,796
01 01 02	Support expenditure for the Euratom Research and Training Programme								
01 01 02 01	Expenditure related to officials and temporary staff implementing the Euratom Research and Training Programme - Indirect research	NDA	1.0	7,897,447	7,897,447			7,897,447	7,897,447
01 01 02 02	External personnel implementing the Euratom Research and Training Programme - Indirect research	NDA	1.0	341,359	341,359			341,359	341,359
01 01 02 03	Other management expenditure for the Euratom Research and Training Programme - Indirect research	NDA	1.0	1,457,468	1,457,468			1,457,468	1,457,468
01 01 02 11	Expenditure related to officials and temporary staff implementing the Euratom Research and Training Programme - Direct research	NDA	1.0	55,977,000	55,977,000			55,977,000	55,977,000
01 01 02 12	External personnel implementing the Euratom Research and Training Programme - Direct research	NDA	1.0	10,455,000	10,455,000			10,455,000	10,455,000
01 01 02 13	Other management expenditure for the Euratom Research and Training Programme - Direct research	NDA	1.0	31,550,000	31,550,000			31,550,000	31,550,000
01 01 03	Support expenditure for the International Thermonuclear Experimental Reactor (ITER)								
01 01 03 01	Expenditure related to officials and temporary staff implementing ITER	NDA	1.0	6,120,000	6,120,000			6,120,000	6,120,000
01 01 03 02	External personnel implementing ITER	NDA	1.0	250,000	250,000			250,000	250,000
01 01 03 03	Other management expenditure for ITER	NDA	1.0	1,654,102	1,654,102			1,654,102	1,654,102
	01 01 - Support administrative expenditure of the 'Research and Innovation' cluster			913,899,404	913,899,404			913,899,404	913,899,404
01 02	Horizon Europe								
01 02 01	Excellent Science (Pillar I)								
01 02 01 01	European Research Council	DA	1.0	2,156,005,580	1,986,861,960	-73,218,040	-24,406,013	2,082,787,540	1,962,455,947
01 02 01 02	Marie Skłodowska-Curie Actions	DA	1.0	884,231,249	830,831,376	-30,028,530	-10,009,510	854,202,719	820,821,866
01 02 01 03	Research infrastructures	DA	1.0	326,467,793	253,673,246	-11,086,860	-3,695,620	315,380,933	249,977,626
01 02 02	Global Challenges and European Industrial Competitiveness (Pillar II)								
01 02 02 10	Cluster 'Health'	DA	1.0	591,711,903	372,417,399	-20,094,561	-6,698,187	571,617,342	365,719,212
01 02 02 11	Cluster 'Health' - Innovative Health Initiative Joint Undertaking	DA	1.0	209,622,908	103,318,524	-7,118,803	-2,372,934	202,504,105	100,945,590
01 02 02 12	Cluster 'Health' - Global Health EDCTP3 Joint Undertaking	DA	1.0	176,882,121	102,945,130	-6,006,924	-2,002,308	170,875,197	100,942,822
01 02 02 20	Cluster 'Culture, Creativity and Inclusive Society'	DA	1.0	303,327,857	208,435,227	-10,301,027	-3,433,676	293,026,831	205,001,551
01 02 02 30	Cluster 'Civil Security for Society'	DA	1.0	217,787,942	179,482,388	-7,396,088	-2,465,363	210,391,854	177,017,025
01 02 02 31	Cluster 'Civil Security for Society' - European Cybersecurity Industrial, Technology and Research Competence Centre	DA	1.0	p.m.	p.m.			p.m.	p.m.

	Section III - Commission	DA NDA	FF	1		2-1		2	
				DB 2025		Council's Changes on DB 2025		Council's Position on DB 2025	
				c/a	p/a	c/a	p/a	c/a	p/a
01 02 02 40	Cluster 'Digital, Industry and Space'	DA	1.0	1,222,056,174	697,812,416	-41,501,079	-13,833,693	1,180,555,095	683,978,723
01 02 02 41	Cluster 'Digital, Industry and Space' - European High-Performance Computing Joint Undertaking (EuroHPC)	DA	1.0	123,080,935	3,327,217	-4,179,834	-1,393,278	118,901,102	1,933,939
01 02 02 42	Cluster 'Digital, Industry and Space' - Chips Joint Undertaking	DA	1.0	462,140,236	490,508,982	-15,694,302	-5,231,434	446,445,934	485,277,548




	Section III - Commission	DA NDA	FF	1		2-1		2	
				DB 2025		Council's Changes on DB 2025		Council's Position on DB 2025	
				c/a	p/a	c/a	p/a	c/a	p/a
01 02	Horizon Europe								
01 02 02 43	Cluster 'Digital, Industry and Space' - Smart Networks and Services Joint Undertaking	DA	1.0	121,836,972	121,249,430	-4,137,589	-1,379,196	117,699,383	119,870,234
01 02 02 50	Cluster 'Climate, Energy and Mobility'	DA	1.0	1,071,810,007	775,474,477	-36,398,713	-12,132,905	1,035,411,294	763,341,572
01 02 02 51	Cluster 'Climate, Energy and Mobility' - Single European Sky ATM Research 3 Joint Undertaking	DA	1.0	87,689,782	90,587,212	-2,977,949	-992,650	84,711,833	89,594,562
01 02 02 52	Cluster 'Climate, Energy and Mobility' - Clean Aviation Joint Undertaking	DA	1.0	403,415,384	342,789,895	-13,700,003	-4,566,668	389,715,381	338,223,227
01 02 02 53	Cluster 'Climate, Energy and Mobility' - Europe's Rail Joint Undertaking	DA	1.0	87,888,739	30,905,930	-2,984,705	-994,901	84,904,034	29,911,029
01 02 02 54	Cluster 'Climate, Energy and Mobility' - Clean Hydrogen Joint Undertaking	DA	1.0	88,378,873	49,104,694	-3,001,350	-1,000,450	85,377,523	48,104,244
01 02 02 60	Cluster 'Food, Bioeconomy, Natural Resources, Agriculture and Environment'	DA	1.0	1,050,374,287	579,722,608	-35,670,755	-11,890,251	1,014,703,532	567,832,357
01 02 02 61	Cluster 'Food, Bioeconomy, Natural Resources, Agriculture and Environment' - Circular Bio-based Europe Joint Undertaking	DA	1.0	117,088,457	153,408,608	-3,976,329	-1,325,443	113,112,128	152,083,165
01 02 02 70	Non-nuclear direct actions of the Joint Research Centre	DA	1.0	20,333,598	30,000,000			20,333,598	30,000,000
01 02 03	Innovative Europe (Pillar III)								
01 02 03 01	European Innovation Council	DA	1.0	1,139,151,703	997,038,133	-38,685,639	-12,895,213	1,100,466,064	984,142,920
01 02 03 02	European innovation ecosystems	DA	1.0	85,079,638	73,820,646	-2,889,308	-963,103	82,190,330	72,857,543
01 02 03 03	European Institute of Innovation and Technology (EIT)	DA	1.0	409,933,366	343,836,535	-13,921,354	-4,640,452	396,012,012	339,196,083
01 02 04	Widening participation and strengthening the European Research Area								
01 02 04 01	Widening participation and spreading excellence	DA	1.0	392,594,591	231,262,642	-13,332,529	-4,444,176	379,262,062	226,818,466
01 02 04 02	Reforming and enhancing the European R&I system	DA	1.0	50,198,093	47,657,816	-1,704,729	-568,243	48,493,364	47,089,573
01 02 05	Horizontal operational activities	DA	1.0	140,041,955	110,270,510			140,041,955	110,270,510
01 02 99	Completion of previous programmes and activities								
01 02 99 01	Completion of previous research programmes (prior to 2021)	DA	1.0	p.m.	1,114,291,498			p.m.	1,114,291,498
	01 02 - Horizon Europe			11,939,130,143	10,321,034,499	-400,006,999	-133,335,667	11,539,123,144	10,187,698,832
01 03	Euratom Research and Training Programme								
01 03 01	Fusion research and development	DA	1.0	118,144,233	120,876,295			118,144,233	120,876,295
01 03 02	Nuclear fission, safety and radiation protection (indirect actions)	DA	1.0	53,960,162	15,799,601			53,960,162	15,799,601
01 03 03	Nuclear direct actions of the Joint Research Centre	DA	1.0	8,055,382	7,500,000			8,055,382	7,500,000
01 03 99	Completion of previous programmes and activities								
01 03 99 01	Completion of previous Euratom research programmes (prior to 2021)	DA	1.0	p.m.	11,951,308			p.m.	11,951,308
	01 03 - Euratom Research and Training Programme			180,159,777	156,127,204			180,159,777	156,127,204
01 04	International Thermonuclear Experimental Reactor (ITER)								
01 04 01	Construction, operation and exploitation of the ITER facilities - European Joint Undertaking for ITER - and the Development of Fusion Energy	DA	1.0	478,481,579	634,045,189	-50,479,153	-16,826,384	428,002,426	617,218,805
01 04 99	Completion of previous programmes and activities								
01 04 99 01	Completion of previous ITER activities (prior to 2021)	DA	1.0	p.m.	p.m.			p.m.	p.m.
	01 04 - International Thermonuclear Experimental Reactor (ITER)			478,481,579	634,045,189	-50,479,153	-16,826,384	428,002,426	617,218,805
01 20	Pilot projects, preparatory actions, prerogatives and other actions								
01 20 01	Pilot projects	DA	1.0	p.m.	6,569,209			p.m.	6,569,209
01 20 02	Preparatory actions	DA	1.0	p.m.	11,390,434			p.m.	11,390,434
01 20 03	Other actions								
01 20 03 01	Research programme for steel	DA	1.0	p.m.	p.m.			p.m.	p.m.
01 20 03 02	Research programme for coal	DA	1.0	p.m.	p.m.			p.m.	p.m.
01 20 03 03	Provision of services and work on behalf of outside bodies - Joint Research Centre	DA	1.0	p.m.	p.m.			p.m.	p.m.
01 20 03 04	Scientific and technical support for Union policies on a competitive basis - Joint Research Centre	DA	1.0	p.m.	p.m.			p.m.	p.m.
01 20 03 05	Operation of the high-flux reactor (HFR) - HFR supplementary research programme	DA	1.0	p.m.	p.m.			p.m.	p.m.

	Section III - Commission	DA NDA	FF	1		2-1		2	
				DB 2025		Council's Changes on DB 2025		Council's Position on DB 2025	
				c/a	p/a	c/a	p/a	c/a	p/a
01 20 99	Completion of previous programmes and activities	DA	1.0	p.m.	p.m.			p.m.	p.m.
01 20 99 01	Completion of previous supplementary research programmes (prior to 2020)								
	01 20 - Pilot projects, preparatory actions, prerogatives and other actions			p.m.	17,959,643	p.m.	17,959,643	p.m.	17,959,643
01 - Research and Innovation				13,511,670,903	12,043,065,939	-450,486,152	-150,162,051	13,061,184,751	11,892,903,888

02 - European Strategic Investments


	Section III - Commission	DA NDA	FF	1		2-1		2	
				DB 2025		Council's Changes on DB 2025		Council's Position on DB 2025	
				c/a	p/a	c/a	p/a	c/a	p/a
02 01	Support administrative expenditure of the 'European Strategic Investments' cluster	NDA	1.0						
02 01 10	Support expenditure for the InvestEU Programme			1,000,000	1,000,000			1,000,000	1,000,000
02 01 21	Support expenditure for the Connecting Europe Facility - Transport								
02 01 21 01	Support expenditure for the Connecting Europe Facility - Transport			2,164,864	2,164,864			2,164,864	2,164,864
02 01 21 02	Support expenditure for the Secretariat for performance review	NDA	1.0	1,337,500	1,337,500			1,337,500	1,337,500
02 01 21 74	European Climate, Infrastructure and Environment Executive Agency - Contribution from the Connecting Europe Facility - Transport	NDA	1.0	7,662,069	7,662,069			7,662,069	7,662,069
02 01 22	Support expenditure for the Connecting Europe Facility - Energy	NDA	1.0						
02 01 22 01	Support expenditure for the Connecting Europe Facility - Energy			1,948,378	1,948,378			1,948,378	1,948,378
02 01 22 74	European Climate, Infrastructure and Environment Executive Agency - Contribution from the Connecting Europe Facility - Energy	NDA	1.0	3,287,000	3,287,000			3,287,000	3,287,000
02 01 23	Support expenditure for the Connecting Europe Facility - Digital	NDA	1.0						
02 01 23 01	Support expenditure for the Connecting Europe Facility - Digital			1,083,558	1,083,558			1,083,558	1,083,558
02 01 23 73	European Health and Digital Executive Agency - Contribution from the Connecting Europe Facility - Digital	NDA	1.0	5,072,654	5,072,654			5,072,654	5,072,654
02 01 30	Support expenditure for the Digital Europe Programme	NDA	1.0						
02 01 30 01	Support expenditure for the Digital Europe Programme			19,175,251	19,175,251	-6,986,000	-6,986,000	12,189,251	12,189,251
02 01 30 73	European Health and Digital Executive Agency - Contribution from the Digital Europe Programme	NDA	1.0	6,466,084	6,466,084			6,466,084	6,466,084
02 01 40	Support expenditure for other actions	NDA	1.0						
02 01 40 74	European Climate, Infrastructure and Environment Executive Agency - Contribution from the renewable energy financing mechanism			p.m.	p.m.			p.m.	p.m.
	02 01 - Support administrative expenditure of the 'European Strategic Investments' cluster			49,197,358	49,197,358	-6,986,000	-6,986,000	42,211,358	42,211,358
02 02	InvestEU Fund	DA	1.0						
02 02 01	Guarantee for the InvestEU Fund			p.m.	p.m.			p.m.	p.m.
02 02 02	EU guarantee from the InvestEU Fund - Provisioning of the common provisioning fund	DA	1.0	312,490,104	350,000,000	-18,444,104	-6,148,035	294,046,000	343,851,965
02 02 03	InvestEU Advisory Hub, InvestEU Portal and accompanying measures	DA	1.0	64,730,028	48,700,000	-12,230,028	-4,076,676	52,500,000	44,623,324
02 02 99	Completion of previous financial instruments - Provisioning of the common provisioning fund	DA	1.0						
02 02 99 01	Completion of previous programmes in the field of small and medium-sized enterprises, including the Programme for the Competitiveness of Enterprises and small and medium-sized enterprises (COSME) (prior to 2021) - Financial instruments			p.m.	52,800,000			p.m.	52,800,000
02 02 99 02	Completion of the European Union Programme for Employment and Social Innovation (EaSI) (prior to 2021) - Financial instruments under the Microfinance and Social Entrepreneurship axis	DA	1.0	p.m.	p.m.			p.m.	p.m.
02 02 99 03	Completion of previous research programmes (prior to 2021) - Financial instruments	DA	1.0	p.m.	48,917,476			p.m.	48,917,476
02 02 99 04	Completion of previous Euratom research programmes (prior to 2021) - Financial instruments	DA	1.0	p.m.	p.m.			p.m.	p.m.
02 02 99 05	Completion of previous Connecting Europe Facility (CEF) - Energy programmes (prior to 2021) - Financial instruments	DA	1.0	p.m.	p.m.			p.m.	p.m.
02 02 99 06	Completion of previous Connecting Europe Facility (CEF) - Transport programmes (prior to 2021) - Financial instruments	DA	1.0	p.m.	p.m.			p.m.	p.m.
02 02 99 07	Completion of previous Connecting Europe Facility (CEF) - ICT programmes (prior to 2021) - Financial instruments	DA	1.0	p.m.	13,500,000			p.m.	13,500,000
02 02 99 08	Completion of previous actions and programmes related to media, culture and language (prior to 2021) - Financial instruments	DA	1.0	p.m.	11,271,739			p.m.	11,271,739
02 02 99 09	Completion of previous programmes in the field of environment and climate action (LIFE) (prior to 2021) - Financial instruments	DA	1.0	p.m.	p.m.			p.m.	p.m.
02 02 99 10	Completion of previous Erasmus programmes (prior to 2021) - Financial instruments	DA	1.0	p.m.	p.m.			p.m.	p.m.
02 02 99 11	Completion of previous energy projects to aid economic recovery (2007-2013) - Financial instruments	DA	1.0	p.m.	p.m.			p.m.	p.m.
02 02 99 12	Completion of the European Fund for Strategic Investments (EFSI)	DA	1.0	p.m.	3,564,241			p.m.	3,564,241
	02 02 - InvestEU Fund			377,220,132	528,753,456	-30,674,132	-10,224,711	346,546,000	518,528,745

	Section III - Commission	DA NDA	FF	1		2-1		2	
				DB 2025		Council's Changes on DB 2025		Council's Position on DB 2025	
				c/a	p/a	c/a	p/a	c/a	p/a
02 03	Connecting Europe Facility (CEF)								
02 03 01	Connecting Europe Facility (CEF) - Transport	DA	1.0	1,663,037,928	1,381,500,000			1,663,037,928	1,381,500,000
02 03 02	Connecting Europe Facility (CEF) - Energy	DA	1.0	921,558,336	312,800,000			921,558,336	312,800,000
02 03 03	Connecting Europe Facility (CEF) - Digital								
02 03 03 01	Connecting Europe Facility (CEF) - Digital	DA	1.0	210,181,381	172,237,825	-110,000,000	-36,666,666	100,181,381	135,571,159
02 03 03 02	European High-Performance Computing joint undertaking (EuroHPC)	DA	1.0	10,000,000	p.m.			10,000,000	p.m.



	Section III - Commission	DA NDA	FF	1		2-1		2	
				DB 2025		Council's Changes on DB 2025		Council's Position on DB 2025	
				c/a	p/a	c/a	p/a	c/a	p/a
02 03	Connecting Europe Facility (CEF)								
02 03 99	Completion of previous programmes and activities								
02 03 99 01	Completion of previous Connecting Europe Facility (CEF) - Transport activities (prior to 2021)	DA	1.0	p.m.	1,005,000,000			p.m.	1,005,000,000
02 03 99 02	Completion of previous Connecting Europe Facility (CEF) - Energy activities (prior to 2021)	DA	1.0	p.m.	390,000,000			p.m.	390,000,000
02 03 99 03	Completion of previous Connecting Europe Facility (CEF) - ICT activities (prior to 2021)	DA	1.0	p.m.	4,458,792			p.m.	4,458,792
02 03 99 04	Completion of previous energy projects to aid economic recovery (2007-2013)	DA	1.0	p.m.	p.m.			p.m.	p.m.
	02 03 - Connecting Europe Facility (CEF)			2,804,777,645	3,265,996,617	-110,000,000	-36,666,666	2,694,777,645	3,229,329,951
02 04	Digital Europe Programme								
02 04 01	Cybersecurity								
02 04 01 10	Cybersecurity	DA	1.0	15,638,000	24,578,097			15,638,000	24,578,097
02 04 01 11	European Cybersecurity Industrial, Technology and Research Competence Centre	DA	1.0	122,419,850	189,253,417			122,419,850	189,253,417
02 04 02	High-performance computing								
02 04 02 10	High-performance computing	DA	1.0	17,406,899	21,592,133			17,406,899	21,592,133
02 04 02 11	High-Performance Computing Joint Undertaking (EuroHPC)	DA	1.0	196,174,937	4,988,415			196,174,937	4,988,415
02 04 03	Artificial intelligence	DA	1.0	175,536,000	296,074,677			175,536,000	296,074,677
02 04 04	Skills	DA	1.0	52,377,977	94,856,611			52,377,977	94,856,611
02 04 05	Deployment								
02 04 05 01	Deployment	DA	1.0	94,101,741	113,282,273			94,101,741	113,282,273
02 04 05 02	Deployment / Interoperability	DA	1.0	26,451,971	25,585,559			26,451,971	25,585,559
02 04 06	Semiconductors								
02 04 06 10	Semiconductors - Chips Fund InvestEU	DA	1.0	30,000,000	30,000,000			30,000,000	30,000,000
02 04 06 11	Semiconductors - Chips Joint Undertaking	DA	1.0	346,510,933	312,685,654			346,510,933	312,685,654
02 04 99	Completion of previous programmes and activities								
02 04 99 01	Completion of previous programmes in the field of interoperability solutions for public administrations, businesses and citizens (ISA) (prior to 2021)	DA	1.0	p.m.	p.m.			p.m.	p.m.
02 04 99 02	Completion of the European High-Performance Computing Joint Undertaking (EuroHPC) under the previous programme Connecting Europe Facility (CEF) - ICT (prior to 2021)	DA	1.0	p.m.	p.m.			p.m.	p.m.
	02 04 - Digital Europe Programme			1,076,618,308	1,112,896,836			1,076,618,308	1,112,896,836
02 10	Decentralised agencies								
02 10 01	European Union Aviation Safety Agency (EASA)	DA	1.0	43,706,247	43,706,247			43,706,247	43,706,247
02 10 02	European Maritime Safety Agency (EMSA)	DA	1.0	99,765,923	99,765,923			99,765,923	99,765,923
				1,791,000	1,791,000			1,791,000	1,791,000
02 10 03	European Union Agency for Railways (ERA)	DA	1.0	29,107,659	29,107,659			29,107,659	29,107,659
02 10 04	European Union Agency for Cybersecurity (ENISA)	DA	1.0	25,566,634	25,566,634			25,566,634	25,566,634
02 10 05	Agency for Support for BEREC (BEREC Office)	DA	1.0	7,991,510	7,991,510			7,991,510	7,991,510
02 10 06	European Union Agency for the Cooperation of Energy Regulators (ACER)	DA	1.0	22,793,976	22,793,976			22,793,976	22,793,976
	02 10 - Decentralised agencies			228,931,949	228,931,949			228,931,949	228,931,949
				1,791,000	1,791,000			1,791,000	1,791,000
02 20	Pilot projects, preparatory actions, prerogatives and other actions								
02 20 01	Pilot projects	DA	1.0	p.m.	7,364,525			p.m.	7,364,525
02 20 02	Preparatory actions	DA	1.0	p.m.	3,364,305			p.m.	3,364,305
02 20 03	Other actions								
02 20 03 01	European Investment Fund - Provision of paid-up shares of subscribed capital	DA	1.0	p.m.	p.m.			p.m.	p.m.
02 20 03 02	European Investment Fund - Callable portion of subscribed capital	DA	1.0	p.m.	p.m.			p.m.	p.m.

	Section III - Commission	DA NDA	FF	1		2-1		2	
				DB 2025		Council's Changes on DB 2025		Council's Position on DB 2025	
				c/a	p/a	c/a	p/a	c/a	p/a
02 20 03 03	Nuclear safety - Cooperation with the European Investment Bank	DA	1.0	p.m.	p.m.			p.m.	p.m.
02 20 03 04	Union renewable energy financing mechanism	DA	1.0	p.m.	p.m.			p.m.	p.m.
02 20 03 05	Digital Services Act (DSA) - Supervision of very large online platforms	DA	1.0	p.m.	p.m.			p.m.	p.m.
02 20 04	Actions financed under the prerogatives of the Commission and specific powers conferred on the Commission								
02 20 04 01	Support activities to the European transport policy, transport security and passenger rights including communication activities	DA	1.0	15,016,093	13,000,000			15,016,093	13,000,000
02 20 04 02	Support activities for the European energy policy and internal energy market	DA	1.0	6,897,852	7,500,000			6,897,852	7,500,000
02 20 04 03	Definition and implementation of the Union's policy in the field of electronic communications	DA	1.0	3,067,483	3,100,000			3,067,483	3,100,000



	Section III - Commission	DA NDA	FF	1		2-1		2	
				DB 2025		Council's Changes on DB 2025		Council's Position on DB 2025	
				c/a	p/a	c/a	p/a	c/a	p/a
02 20	Pilot projects, preparatory actions, prerogatives and other actions								
	02 20 - Pilot projects, preparatory actions, prerogatives and other actions			24,981,428	34,328,830			24,981,428	34,328,830
	02 - European Strategic Investments			4,561,726,820	5,220,105,046	-147,660,132	-53,877,377	4,414,066,688	5,166,227,669
				1,791,000	1,791,000			1,791,000	1,791,000

03 - Single Market

03 01	Support administrative expenditure of the 'Single Market' cluster								
03 01 01	Support expenditure for the Single Market Programme								
03 01 01 01	Support expenditure for the Single Market Programme	NDA	1.0	13,975,000	13,975,000			13,975,000	13,975,000
03 01 01 73	European Health and Digital Executive Agency - Contribution from the Single Market Programme	NDA	1.0	1,848,116	1,848,116			1,848,116	1,848,116
03 01 01 76	European Innovation Council and SMEs Executive Agency - Contribution from the Single Market Programme	NDA	1.0	12,035,000	12,035,000			12,035,000	12,035,000
03 01 02	Support expenditure for Fiscalis	NDA	1.0	300,000	300,000			300,000	300,000
03 01 03	Support expenditure for Customs	NDA	1.0	300,000	300,000			300,000	300,000
	03 01 - Support administrative expenditure of the 'Single Market' cluster			28,458,116	28,458,116			28,458,116	28,458,116
03 02	Single Market Programme								
03 02 01	Making the internal market more effective								
03 02 01 01	Operation and development of the internal market of goods and services	DA	1.0	24,985,000	20,662,707	-234,733	-78,244	24,750,267	20,584,463
03 02 01 02	Internal market governance tools	DA	1.0	5,720,000	5,595,788	-53,739	-17,913	5,666,261	5,577,875
03 02 01 03	Taxud regulatory work support - Implementation and development of the internal market	DA	1.0	3,450,000	4,497,523	-32,413	-10,804	3,417,587	4,486,719
03 02 01 04	Company law	DA	1.0	1,060,000	956,591	-9,959	-3,320	1,050,041	953,271
03 02 01 05	Competition policy for a stronger Union in the digital age	DA	1.0	22,000,000	23,000,000	-206,689	-68,896	21,793,311	22,931,104
03 02 01 06	Implementation and development of the internal market for financial services	DA	1.0	6,010,000	5,300,000	-56,464	-18,821	5,953,536	5,281,179
03 02 01 07	Market surveillance	DA	1.0	16,545,271	8,849,617	-155,442	-51,814	16,389,829	8,797,803
03 02 02	Improving the competitiveness of enterprises, particularly SMEs, and supporting their access to markets	DA	1.0	128,946,729	162,549,667	-1,211,448	-403,816	127,735,281	162,145,851
03 02 03	European standardisation and international financial reporting and auditing standards								
03 02 03 01	European standardisation	DA	1.0	24,341,000	19,199,948	-228,682	-76,227	24,112,318	19,123,721
03 02 03 02	International financial and non-financial reporting and auditing standards	DA	1.0	9,620,000	8,800,000	-90,379	-30,126	9,529,621	8,769,874
03 02 04	Empowering consumer and civil society and ensuring high level of consumer protection and product safety including the participation of end users in financial services policymaking								
03 02 04 01	Ensuring high level of consumer protection and product safety	DA	1.0	24,849,000	29,514,892	-233,455	-77,818	24,615,545	29,437,074
03 02 04 02	The participation of end users in financial services policymaking	DA	1.0	1,695,000	1,495,000	-15,924	-5,308	1,679,076	1,489,692
03 02 05	Producing and disseminating high quality statistics on Europe	DA	1.0	75,700,000	68,000,000	-711,198	-237,066	74,988,802	67,762,934
03 02 06	Contributing to a high level of health and welfare for humans, animals and plants	DA	1.0	240,498,884	220,000,000	-2,259,475	-753,158	238,239,409	219,246,842
03 02 99	Completion of previous programmes and activities								
03 02 99 01	Completion of previous programmes in the field of small and medium-sized enterprises, including the Programme for the Competitiveness of Enterprises and small and medium-sized enterprises (COSME) (prior to 2021)	DA	1.0	p.m.	1,918,324			p.m.	1,918,324
03 02 99 02	Completion of previous measures in food and feed safety, animal health, animal welfare and plant health (prior to 2021)	DA	1.0	p.m.	3,000,000			p.m.	3,000,000
03 02 99 03	Completion of previous activities and programmes in the field of consumers (prior to 2021)	DA	1.0	p.m.	p.m.			p.m.	p.m.
03 02 99 04	Completion of previous programmes related to standardisation, financial reporting and services, auditing and statistics (prior to 2021)	DA	1.0	p.m.	3,499,489			p.m.	3,499,489
03 02 99 05	Completion of previous activities in the field of internal market and financial services (prior to 2021)	DA	1.0	p.m.	456,500			p.m.	456,500
03 02 99 06	Completion of previous programmes related to company law (prior to 2021)	DA	1.0	p.m.	p.m.			p.m.	p.m.
	03 02 - Single Market Programme			585,420,884	587,296,046	-5,500,000	-1,833,331	579,920,884	585,462,715

	Section III - Commission	DA NDA	FF	1		2-1		2	
				DB 2025		Council's Changes on DB 2025		Council's Position on DB 2025	
				c/a	p/a	c/a	p/a	c/a	p/a
03 03	Union Anti-Fraud Programme								
03 03 01	Preventing and combatting fraud, corruption and any other illegal activities affecting the financial interests of the Union	DA	1.0	17,608,372	20,395,000			17,608,372	20,395,000
03 03 02	Support the reporting of irregularities, including fraud	DA	1.0	1,017,756	1,000,000			1,017,756	1,000,000
03 03 03	Provide funding for actions carried out in accordance with Regulation (EC) No 515/97	DA	1.0	8,724,873	9,238,000			8,724,873	9,238,000
03 03 99	Completion of previous programmes and activities								

	Section III - Commission	DA NDA	FF	1		2-1		2	
				DB 2025		Council's Changes on DB 2025		Council's Position on DB 2025	
				c/a	p/a	c/a	p/a	c/a	p/a
03 03	Union Anti-Fraud Programme	DA	1.0						
03 03 99 01	Completion of previous actions in the field of fight against fraud (prior to 2021)			p.m.	p.m.			p.m.	p.m.
	03 03 - Union Anti-Fraud Programme			27,351,001	30,633,000			27,351,001	30,633,000
03 04	Cooperation in the field of taxation (Fiscalis)	DA	1.0						
03 04 01	Cooperation in the field of taxation (Fiscalis)			38,900,876	30,538,313			38,900,876	30,538,313
03 04 99	Completion of previous programmes and activities	DA	1.0						
03 04 99 01	Completion of previous programmes in the field of taxation (prior to 2021)			p.m.	p.m.			p.m.	p.m.
	03 04 - Cooperation in the field of taxation (Fiscalis)			38,900,876	30,538,313			38,900,876	30,538,313
03 05	Cooperation in the field of customs (Customs)	DA	1.0						
03 05 01	Cooperation in the field of customs (Customs)			138,129,000	112,361,841			138,129,000	112,361,841
03 05 99	Completion of previous programmes and activities	DA	1.0						
03 05 99 01	Completion of previous programmes in the field of customs (prior to 2021)			p.m.	p.m.			p.m.	p.m.
	03 05 - Cooperation in the field of customs (Customs)			138,129,000	112,361,841			138,129,000	112,361,841
03 10	Decentralised agencies	DA	1.0						
03 10 01	European Chemical Agency (ECHA)								
03 10 01 01	European Chemicals Agency - Chemicals legislation	DA	1.0	73,780,323	73,780,323	-2,625,000	-2,625,000	71,155,323	71,155,323
03 10 01 02	European Chemicals Agency - Activities in the field of biocides legislation	DA	1.0	7,864,660	7,864,660	-1,412,000	-1,412,000	6,452,660	6,452,660
03 10 02	European Banking Authority (EBA)	DA	1.0	20,541,414	20,541,414			20,541,414	20,541,414
03 10 03	European Insurance and Occupational Pensions Authority (EIOPA)	DA	1.0	14,671,577	14,671,577			14,671,577	14,671,577
				379,000	379,000			379,000	379,000
03 10 04	European Securities and Markets Authority (ESMA)	DA	1.0	21,265,130	21,265,130	-750,000	-750,000	20,515,130	20,515,130
				484,000	484,000			484,000	484,000
03 10 05	Anti-Money Laundering Authority (AMLA)	DA	1.0	14,010,072	14,010,072			14,010,072	14,010,072
	03 10 - Decentralised agencies			152,133,176	152,133,176	-4,787,000	-4,787,000	147,346,176	147,346,176
				863,000	863,000			863,000	863,000
03 20	Pilot projects, preparatory actions, prerogatives and other actions	DA	1.0						
03 20 01	Pilot projects			p.m.	4,760,327			p.m.	4,760,327
03 20 02	Preparatory actions	DA	1.0	p.m.	4,704,602			p.m.	4,704,602
03 20 03	Other actions	DA	1.0						
03 20 03 01	Procedures for awarding and advertising public supply, works and service contracts			7,000,000	7,500,000			7,000,000	7,500,000
	03 20 - Pilot projects, preparatory actions, prerogatives and other actions			7,000,000	16,964,929			7,000,000	16,964,929
	03 - Single Market			977,393,053	958,385,421	-10,287,000	-6,620,331	967,106,053	951,765,090
				863,000	863,000			863,000	863,000

04 - Space

04 01	Support administrative expenditure of the 'Space' cluster	NDA	1.0						
04 01 01	Support expenditure for the Union Space Programme			8,050,000	8,050,000	-304,000	-304,000	7,746,000	7,746,000
04 01 02	Support expenditure for the Union Secure Connectivity Programme	NDA	1.0	200,000	200,000			200,000	200,000
	04 01 - Support administrative expenditure of the 'Space' cluster			8,250,000	8,250,000	-304,000	-304,000	7,946,000	7,946,000
04 02	Union Space Programme	DA	1.0						
04 02 01	Galileo / EGNOS			1,220,732,673	1,090,000,000			1,220,732,673	1,090,000,000
04 02 02	Copernicus	DA	1.0	775,882,327	725,000,000			775,882,327	725,000,000
04 02 03	GOVSATCOM/SSA	DA	1.0	46,050,000	81,500,000			46,050,000	81,500,000
04 02 99	Completion of previous programmes and activities	DA	1.0						
04 02 99 01	Completion of previous programme in the field of satellite navigation (prior to 2021)			p.m.	55,000,000			p.m.	55,000,000

	Section III - Commission	DA NDA	FF	1		2-1		2	
				DB 2025		Council's Changes on DB 2025		Council's Position on DB 2025	
				c/a	p/a	c/a	p/a	c/a	p/a
04 02 99 02	Completion of the Copernicus programme (2014 to 2020)	DA	1.0	p.m.	23,000,000			p.m.	23,000,000
	04 02 - Union Space Programme			2,042,665,000	1,974,500,000			2,042,665,000	1,974,500,000
04 03	Union Secure Connectivity Programme								
04 03 01	Union Secure Connectivity Programme - Contribution from Heading 1	DA	1.0	196,150,000	150,000,000	-34,500,000	-11,466,667	161,650,000	138,533,333
	04 03 - Union Secure Connectivity Programme			196,150,000	150,000,000	-34,500,000	-11,466,667	161,650,000	138,533,333
04 10	Decentralised agencies								
04 10 01	European Union Agency for the Space Programme	DA	1.0	79,828,249	79,828,249			79,828,249	79,828,249

	Section III - Commission	DA NDA	FF	1		2-1		2	
				DB 2025		Council's Changes on DB 2025		Council's Position on DB 2025	
				c/a	p/a	c/a	p/a	c/a	p/a
04 10	Decentralised agencies								
	04 10 - Decentralised agencies			79,828,249	79,828,249			79,828,249	79,828,249
04 20	Pilot projects, preparatory actions, prerogatives and other actions								
04 20 01	Pilot projects	DA	1.0	p.m.	1,750,000			p.m.	1,750,000
04 20 02	Preparatory actions	DA	1.0	p.m.	3,000,000			p.m.	3,000,000
	04 20 - Pilot projects, preparatory actions, prerogatives and other actions			p.m.	4,750,000			p.m.	4,750,000
	04 - Space			2,326,893,249	2,217,328,249	-34,804,000	-11,770,667	2,292,089,249	2,205,557,582

05 - Regional Development and Cohesion

05 01	Support administrative expenditure of the 'Regional Development and Cohesion' cluster								
05 01 01	Support expenditure for the European Regional Development Fund (ERDF)								
05 01 01 01	Support expenditure for the European Regional Development Fund	NDA	2.1	3,972,293	3,972,293			3,972,293	3,972,293
05 01 01 76	European Innovation Council and SMEs Executive Agency - Contribution from interregional innovation investments	NDA	2.1	1,479,000	1,479,000			1,479,000	1,479,000
05 01 02	Support expenditure for the Cohesion Fund								
05 01 02 01	Support expenditure for the Cohesion Fund	NDA	2.1	1,725,579	1,725,579			1,725,579	1,725,579
05 01 02 74	European Climate, Infrastructure and Environment Executive Agency - Contribution from the Cohesion Fund	NDA	2.1	6,817,373	6,817,373			6,817,373	6,817,373
05 01 03	Support expenditure for the support to the Turkish Cypriot community	NDA	2.2	2,051,121	2,051,121			2,051,121	2,051,121
	05 01 - Support administrative expenditure of the 'Regional Development and Cohesion' cluster			16,045,366	16,045,366			16,045,366	16,045,366
05 02	European Regional Development Fund (ERDF)								
05 02 01	ERDF - Operational expenditure	DA	2.1	40,157,207,649	18,000,000,000		0	40,157,207,649	18,000,000,000
05 02 02	ERDF - Operational technical assistance	DA	2.1	79,920,234	78,983,412			79,920,234	78,983,412
05 02 03	European Urban Initiative	DA	2.1	47,339,181	81,168,632			47,339,181	81,168,632
05 02 04	Just Transition Fund (JTF) - Contribution from the ERDF	DA	2.1	78,230,806	p.m.			78,230,806	p.m.
05 02 05	ERDF - Financing under REACT-EU								
05 02 05 01	ERDF - Operational expenditure - Financing under REACT-EU	DA	2.1	p.m.	p.m.			p.m.	p.m.
05 02 05 02	ERDF - Operational technical assistance - Financing under REACT-EU	DA	2.1	p.m.	p.m.			p.m.	p.m.
05 02 05 03	European Territorial Cooperation - Operational expenditure - Financing under REACT-EU	DA	2.1	p.m.	p.m.			p.m.	p.m.
05 02 06	InvestEU Fund - Contribution from the ERDF	DA	2.1	16,236,061	36,236,061			16,236,061	36,236,061
05 02 07	Border Management and Visa Instrument (BMVI) - Contribution from the ERDF	DA	2.1	61,628,959	20,613,021			61,628,959	20,613,021
05 02 08	European Maritime, Fisheries and Aquaculture Fund (EMFAF) - Contribution from the ERDF	DA	2.1	p.m.	p.m.			p.m.	p.m.
05 02 09	Horizon Europe - Contribution from the ERDF	DA	2.1	8,956,250	4,244,090			8,956,250	4,244,090
05 02 10	Digital Europe - Contribution from the ERDF	DA	2.1	p.m.	p.m.			p.m.	p.m.
05 02 11	Recovery and Resilience Facility - Contribution from ERDF	DA	2.1	p.m.	p.m.			p.m.	p.m.
05 02 99	Completion of previous programmes and activities								
05 02 99 01	Completion of the ERDF - Operational expenditure (prior to 2021)	DA	2.1	p.m.	100,000,000			p.m.	100,000,000
05 02 99 02	Completion of the ERDF - Operational technical assistance (prior to 2021)	DA	2.1	p.m.	p.m.			p.m.	p.m.
05 02 99 03	Completion of the ERDF - Article 25 - Article 11 (prior to 2021)	DA	2.1	p.m.	p.m.			p.m.	p.m.
05 02 99 04	Completion of the ERDF - Innovative actions in the field of sustainable urban development (prior to 2021)	DA	2.1	p.m.	p.m.			p.m.	p.m.
	05 02 - European Regional Development Fund (ERDF)			40,449,519,140	18,321,245,216		0	40,449,519,140	18,321,245,216
05 03	Cohesion Fund (CF)								
05 03 01	Cohesion Fund (CF) - Operational expenditure	DA	2.1	7,021,073,503	3,000,000,000		0	7,021,073,503	3,000,000,000


	Section III - Commission	DA NDA	FF	1		2-1		2	
				DB 2025		Council's Changes on DB 2025		Council's Position on DB 2025	
				c/a	p/a	c/a	p/a	c/a	p/a
05 03 02	Cohesion Fund (CF) - Operational technical assistance	DA	2.1	12,027,884	13,274,078			12,027,884	13,274,078
05 03 03	Connecting Europe Facility (CEF) - Transport - Cohesion Fund (CF) allocation	DA	2.1	1,660,965,113	881,000,000			1,660,965,113	881,000,000
05 03 04	InvestEU Fund - Contribution from the Cohesion Fund (CF)	DA	2.1	p.m.	5,000,000			p.m.	5,000,000
05 03 05	Border Management and Visa Instrument (BMVI) - Contribution from the Cohesion Fund (CF)	DA	2.1	16,270,722	5,442,202			16,270,722	5,442,202
05 03 06	European Maritime, Fisheries and Aquaculture Fund (EMFAF) - Contribution from the Cohesion Fund (CF)	DA	2.1	2,509,202	2,429,964			2,509,202	2,429,964
05 03 07	Horizon Europe - Contribution from the Cohesion Fund (CF)	DA	2.1	p.m.	p.m.			p.m.	p.m.
05 03 08	Digital Europe - Contribution from the Cohesion Fund (CF)	DA	2.1	p.m.	p.m.			p.m.	p.m.

	Section III - Commission	DA NDA	FF	1		2-1		2	
				DB 2025		Council's Changes on DB 2025		Council's Position on DB 2025	
				c/a	p/a	c/a	p/a	c/a	p/a
05 03	Cohesion Fund (CF)								
05 03 09	Recovery and Resilience Facility - Contribution from the CF	DA	2.1	p.m.	p.m.			p.m.	p.m.
05 03 99	Completion of previous programmes and activities								
05 03 99 01	Completion of the Cohesion Fund (CF) - Operational expenditure (prior to 2021)	DA	2.1	p.m.	50,000,000			p.m.	50,000,000
05 03 99 02	Completion of the Cohesion Fund (CF) - Operational technical assistance (prior to 2021)	DA	2.1	p.m.	p.m.			p.m.	p.m.
05 03 99 03	Completion of the Connecting Europe Facility (CEF) - Cohesion Fund (CF) allocation (2014-2020)	DA	2.1	p.m.	415,450,000			p.m.	415,450,000
05 03 99 04	Completion of the Cohesion Fund (CF) - Article 25 - Article 11 (prior to 2021)	DA	2.1	p.m.	p.m.			p.m.	p.m.
	05 03 - Cohesion Fund (CF)			8,712,846,424	4,372,596,244		0	8,712,846,424	4,372,596,244
05 04	Support to the Turkish Cypriot community								
05 04 01	Financial support for encouraging the economic development of the Turkish Cypriot community	DA	2.2	32,919,879	29,000,000			32,919,879	29,000,000
05 04 99	Completion of previous programmes and activities								
05 04 99 01	Completion of previous financial support for encouraging the economic development of the Turkish Cypriot community (prior to 2021)	DA	2.2	p.m.	3,000,000			p.m.	3,000,000
	05 04 - Support to the Turkish Cypriot community			32,919,879	32,000,000			32,919,879	32,000,000
05 20	Pilot projects, preparatory actions, prerogatives and other actions								
05 20 01	Pilot projects	DA	2.1	p.m.	1,236,914			p.m.	1,236,914
05 20 02	Preparatory actions	DA	2.1	p.m.	73,875			p.m.	73,875
05 20 99	Completion of previous programmes and activities								
05 20 99 01	Completion of previous activities related to the International Fund for Ireland	DA	2.1	p.m.	p.m.			p.m.	p.m.
	05 20 - Pilot projects, preparatory actions, prerogatives and other actions			p.m.	1,310,789			p.m.	1,310,789
	05 - Regional Development and Cohesion			49,211,330,809	22,743,197,615		0	49,211,330,809	22,743,197,615

06 - Recovery and Resilience

06 01	Support administrative expenditure of the 'Recovery and Resilience' cluster								
06 01 01	Support expenditure for the Recovery and Resilience Facility and the Technical Support Instrument								
06 01 01 01	Support expenditure for the Technical Support Instrument	NDA	2.2	2,165,000	2,165,000			2,165,000	2,165,000
06 01 01 02	Support expenditure for the Recovery and Resilience Facility	NDA	2.2	p.m.	p.m.			p.m.	p.m.
06 01 02	Support expenditure for the protection of the euro against counterfeiting	NDA	2.2	p.m.	p.m.			p.m.	p.m.
06 01 03	Support expenditure for the European Union Recovery Instrument (EURI)	NDA	2.2	6,000,000	6,000,000	-117,647	-117,647	5,882,353	5,882,353
06 01 04	Support expenditure for the Union Civil Protection Mechanism	NDA	2.2	p.m.	p.m.			p.m.	p.m.
06 01 05	Support expenditure for the EU4Health Programme								
06 01 05 01	Support expenditure for the EU4Health Programme	NDA	2.2	7,227,453	7,227,453	-141,715	-141,715	7,085,738	7,085,738
06 01 05 73	European Health and Digital Executive Agency - Contribution from the EU4Health programme	NDA	2.2	19,442,554	19,442,554			19,442,554	19,442,554
06 01 06	Support expenditure for the emergency support within the Union	NDA	2.2	p.m.	p.m.			p.m.	p.m.
	06 01 - Support administrative expenditure of the 'Recovery and Resilience' cluster			34,835,007	34,835,007	-259,362	-259,362	34,575,645	34,575,645
06 02	Recovery and Resilience Facility and Technical Support Instrument								
06 02 01	Recovery and Resilience Facility - Non-repayable support	DA	2.2	p.m.	p.m.			p.m.	p.m.
06 02 02	Technical Support Instrument	DA	2.2	123,790,999	122,687,647	-6,565,174	-2,188,391	117,225,825	120,499,256
06 02 99	Completion of previous programmes and activities								
06 02 99 01	Completion of the Structural Reform Support Programme - Operational technical assistance transferred from the European Regional Development Fund (ERDF), the European Social Fund (ESF) and the Cohesion Fund (CF) (prior to 2021)	DA	2.2	p.m.	p.m.			p.m.	p.m.
06 02 99 02	Completion of the Structural Reform Support Programme - Operational technical assistance transferred from the European Agricultural Fund for Rural Development (EAFRD) (prior to 2021)	DA	2.2	p.m.	p.m.			p.m.	p.m.
	06 02 - Recovery and Resilience Facility and Technical Support Instrument			123,790,999	122,687,647	-6,565,174	-2,188,391	117,225,825	120,499,256

	Section III - Commission	DA NDA	FF	1		2-1		2	
				DB 2025		Council's Changes on DB 2025		Council's Position on DB 2025	
				c/a	p/a	c/a	p/a	c/a	p/a
06 03	Protection of the euro against counterfeiting	DA	2.2	902,450	870,000			902,450	870,000
06 03 01	Protection of the euro against counterfeiting								
06 03 99	Completion of previous programmes and activities	DA	2.2	p.m.	p.m.			p.m.	p.m.
06 03 99 01	Completion of the exchange, assistance and training programme for the protection of the euro against counterfeiting (the 'Pericles 2020' programme) (2014 to 2020)								
06 03 - Protection of the euro against counterfeiting						902,450	870,000		




	Section III - Commission	DA NDA	FF	1		2-1		2	
				DB 2025		Council's Changes on DB 2025		Council's Position on DB 2025	
				c/a	p/a	c/a	p/a	c/a	p/a
06 04	European Union Recovery Instrument (EURI)	NDA	2.2						
06 04 01	European Union Recovery Instrument (EURI) - Payment of periodic coupon and redemption at maturity			5,156,000,000	5,156,000,000	-456,000,000	-456,000,000	4,700,000,000	4,700,000,000
	06 04 - European Union Recovery Instrument (EURI)			5,156,000,000	5,156,000,000	-456,000,000	-456,000,000	4,700,000,000	4,700,000,000
06 05	Union Civil Protection Mechanism	DA	2.2	203,321,354	95,000,000			203,321,354	95,000,000
06 05 01	Union Civil Protection Mechanism								
06 05 99	Completion of previous programmes and activities	DA	2.2	p.m.	10,000,000			p.m.	10,000,000
06 05 99 01	Completion of previous programmes and actions in the field of civil protection within the Union (prior to 2021)								
06 05 99 02	Completion of previous programmes and actions in the field of civil protection in third countries (prior to 2021)	DA	2.2	p.m.	p.m.			p.m.	p.m.
	06 05 - Union Civil Protection Mechanism			203,321,354	105,000,000			203,321,354	105,000,000
06 06	EU4Health Programme	DA	2.2	555,939,966	553,000,000			555,939,966	553,000,000
06 06 01	EU4Health Programme								
06 06 99	Completion of previous programmes and activities	DA	2.2	p.m.	5,000,000			p.m.	5,000,000
06 06 99 01	Completion of previous public health programmes (prior to 2021)								
	06 06 - EU4Health Programme			555,939,966	558,000,000			555,939,966	558,000,000
06 07	Emergency support within the Union	DA	2.2	p.m.	1,000,000			p.m.	1,000,000
06 07 01	Emergency support within the Union								
	06 07 - Emergency support within the Union			p.m.	1,000,000			p.m.	1,000,000
06 10	Decentralised agencies	DA	2.2	78,657,337	78,657,337			78,657,337	78,657,337
06 10 01	European Centre for Disease Prevention and Control								
06 10 02	European Food Safety Authority	DA	2.2	156,674,245	144,499,432			156,674,245	144,499,432
				405,000	81,000			405,000	81,000
06 10 03	European Medicines Agency	DA	2.2	33,261,548	33,261,548			33,261,548	33,261,548
06 10 03 01	Union contribution to the European Medicines Agency								
06 10 03 02	Special contribution for orphan medicinal products	DA	2.2	14,000,000	14,000,000			14,000,000	14,000,000
	06 10 - Decentralised agencies			282,593,130	270,418,317			282,593,130	270,418,317
				405,000	81,000			405,000	81,000
06 20	Pilot projects, preparatory actions, prerogatives and other actions	DA	2.2	p.m.	p.m.			p.m.	p.m.
06 20 01	Pilot projects								
06 20 04	Actions financed under the prerogatives of the Commission and specific powers conferred on the Commission	DA	2.2						
06 20 04 01	Coordination and surveillance of, and communication on, the economic and monetary union, including the euro			12,339,727	12,050,000			12,339,727	12,050,000
	06 20 - Pilot projects, preparatory actions, prerogatives and other actions			12,339,727	12,050,000			12,339,727	12,050,000
	06 - Recovery and Resilience			6,369,722,633	6,260,860,971	-462,824,536	-458,447,753	5,906,898,097	5,802,413,218
				405,000	81,000			405,000	81,000

07 - Investing in People, Social Cohesion and Values

07 01	Support administrative expenditure of the 'Investing in People, Social Cohesion and Values' cluster								
07 01 01	Support expenditure for the European Social Fund Plus (ESF+)	NDA	2.1						
07 01 01 01	Support expenditure for the ESF+ - Shared management			6,821,400	6,821,400	-133,753	-133,753	6,687,647	6,687,647
07 01 01 02	Support expenditure for the Employment and Social Innovation strand	NDA	2.2	1,751,383	1,751,383			1,751,383	1,751,383
07 01 02	Support expenditure for Erasmus+	NDA	2.2						
07 01 02 01	Support expenditure for Erasmus+			27,229,773	27,229,773	-533,917	-533,917	26,695,856	26,695,856
07 01 02 75	European Education and Culture Executive Agency - Contribution from Erasmus+	NDA	2.2	33,672,401	33,672,401			33,672,401	33,672,401

	Section III - Commission	DA NDA	FF	1		2-1		2	
				DB 2025		Council's Changes on DB 2025		Council's Position on DB 2025	
				c/a	p/a	c/a	p/a	c/a	p/a
07 01 03	Support expenditure for the European Solidarity Corps								
07 01 03 01	Support expenditure for the European Solidarity Corps	NDA	2.2	5,641,573	5,641,573	-110,619	-110,619	5,530,954	5,530,954
07 01 03 75	European Education and Culture Executive Agency - Contribution from the European Solidarity Corps	NDA	2.2	1,531,747	1,531,747			1,531,747	1,531,747
07 01 04	Support expenditure for Creative Europe								
07 01 04 01	Support expenditure for Creative Europe	NDA	2.2	6,287,469	6,287,469	-123,284	-123,284	6,164,185	6,164,185
07 01 04 75	European Education and Culture Executive Agency - Contribution from Creative Europe	NDA	2.2	18,937,534	18,937,534			18,937,534	18,937,534




	Section III - Commission	DA NDA	FF	1		2-1		2	
				DB 2025		Council's Changes on DB 2025		Council's Position on DB 2025	
				c/a	p/a	c/a	p/a	c/a	p/a
07 01	Support administrative expenditure of the 'Investing in People, Social Cohesion and Values' cluster								
07 01 05	Support expenditure for Citizens, Equality, Rights and Values								
07 01 05 01	Support expenditure for Citizens, Equality, Rights and Values	NDA	2.2	1,875,000	1,875,000			1,875,000	1,875,000
07 01 05 75	European Education and Culture Executive Agency - Contribution from Citizens, Equality, Rights and Values	NDA	2.2	8,647,880	8,647,880			8,647,880	8,647,880
07 01 06	Support expenditure for Justice	NDA	2.2	1,100,000	1,100,000			1,100,000	1,100,000
	07 01 - Support administrative expenditure of the 'Investing in People, Social Cohesion and Values' cluster			113,496,160	113,496,160	-901,573	-901,573	112,594,587	112,594,587
07 02	European Social Fund Plus (ESF+)								
07 02 01	ESF+ shared management strand - Operational expenditure	DA	2.1	17,093,586,371	7,400,000,000		0	17,093,586,371	7,400,000,000
07 02 02	ESF+ shared management strand - Operational technical assistance	DA	2.1	24,464,594	17,500,000			24,464,594	17,500,000
07 02 03	Just Transition Fund (JTF) - Contribution from the ESF+	DA	2.1	19,557,081	p.m.			19,557,081	p.m.
07 02 04	ESF+ - Employment and Social Innovation (EaSI) strand	DA	2.2	107,373,853	74,000,000	-15,625,236	-5,208,412	91,748,617	68,791,588
07 02 05	European Social Fund (ESF) - Financing under REACT-EU								
07 02 05 01	ESF - Operational expenditure - Financing under REACT-EU	DA	2.1	p.m.	p.m.			p.m.	p.m.
07 02 05 02	ESF - Operational technical assistance - Financing under REACT-EU	DA	2.1	p.m.	p.m.			p.m.	p.m.
07 02 06	Fund for European Aid to the Most Deprived (FEAD) - Financing under REACT-EU								
07 02 06 01	FEAD - Operational expenditure - Financing under REACT-EU	DA	2.1	p.m.	p.m.			p.m.	p.m.
07 02 06 02	FEAD - Operational technical assistance - Financing under REACT-EU	DA	2.1	p.m.	p.m.			p.m.	p.m.
07 02 07	Youth Employment Initiative (YEI) - Financing under REACT-EU								
07 02 07 01	YEI - Operational expenditure - Financing under REACT-EU	DA	2.1	p.m.	p.m.			p.m.	p.m.
07 02 08	InvestEU Fund - Contribution from the ESF+	DA	2.1	p.m.	p.m.			p.m.	p.m.
07 02 09	Instrument for Financial Support for Border Management and Visa Policy (BMVI) - Contribution from the ESF+	DA	2.1	31,454,780	17,534,452			31,454,780	17,534,452
07 02 10	European Maritime, Fisheries and Aquaculture Fund (EMFAF) - Contribution from the ESF+	DA	2.1	p.m.	p.m.			p.m.	p.m.
07 02 11	Horizon Europe - Contribution from the ESF+	DA	2.1	p.m.	p.m.			p.m.	p.m.
07 02 12	Digital Europe Programme- Contribution from the ESF+	DA	2.1	p.m.	p.m.			p.m.	p.m.
07 02 13	Erasmus+ - Contribution from the ESF+	DA	2.1	8,000,000	8,000,000			8,000,000	8,000,000
07 02 14	Recovery and Resilience Facility - Contribution from the ESF+	DA	2.1	p.m.	p.m.			p.m.	p.m.
07 02 99	Completion of previous programmes and activities								
07 02 99 01	Completion of the ESF - Operational expenditure (prior to 2021)	DA	2.1	p.m.	100,000,000			p.m.	100,000,000
07 02 99 02	Completion of the ESF - Operational technical assistance (prior to 2021)	DA	2.1	p.m.	p.m.			p.m.	p.m.
07 02 99 03	Completion of the YEI (2014-2020)	DA	2.1	p.m.	p.m.			p.m.	p.m.
07 02 99 04	Completion of the FEAD (2014-2020)	DA	2.1	p.m.	p.m.			p.m.	p.m.
07 02 99 05	Completion of the European Union Programme for Employment and Social Innovation and other related previous activities (prior to 2021)	DA	2.2	p.m.	p.m.			p.m.	p.m.
07 02 99 06	Completion of the ESF - Article 25 (prior to 2021)	DA	2.1	p.m.	p.m.			p.m.	p.m.
	07 02 - European Social Fund Plus (ESF+)			17,284,436,679	7,617,034,452	-15,625,236	-5,208,412	17,268,811,443	7,611,826,040
07 03	Erasmus+								
07 03 01	Promoting learning mobility of individuals and groups, and cooperation, inclusion and equity, excellence, creativity and innovation at the level of organisations and policies in the field of education and training								
07 03 01 01	Promoting learning mobility of individuals and groups, and cooperation, inclusion and equity, excellence, creativity and innovation at the level of organisations and policies in the field of education and training - Indirect management	DA	2.2	2,915,024,505	2,745,720,000	-294,298,505	-98,099,502	2,620,726,000	2,647,620,498
07 03 01 02	Promoting learning mobility of individuals and groups, and cooperation, inclusion and equity,	DA	2.2	508,654,825	490,340,000			508,654,825	490,340,000

	Section III - Commission	DA NDA	FF	1		2-1		2	
				DB 2025		Council's Changes on DB 2025		Council's Position on DB 2025	
				c/a	p/a	c/a	p/a	c/a	p/a
07 03 02	excellence, creativity and innovation at the level of organisations and policies in the field of education and training - Direct management Promoting non-formal and informal learning mobility and active participation among young people, and cooperation, inclusion, creativity and innovation at the level of organisations and policies in the field of youth	DA	2.2	408,898,370	380,000,000			408,898,370	380,000,000
07 03 03	Promoting learning mobility of sport staff, and cooperation, inclusion, creativity and innovation at the level of sport organisations and sport policies	DA	2.2	75,676,325	74,000,000			75,676,325	74,000,000
07 03 99	Completion of previous programmes and activities								
07 03 99 01	Completion of previous Erasmus programmes (prior to 2021)			p.m.	15,000,000			p.m.	15,000,000

	Section III - Commission	DA NDA	FF	1		2-1		2	
				DB 2025		Council's Changes on DB 2025		Council's Position on DB 2025	
				c/a	p/a	c/a	p/a	c/a	p/a
07 03	Erasmus+	DA	2.2						
	07 03 - Erasmus+			3,908,254,025	3,705,060,000	-294,298,505	-98,099,502	3,613,955,520	3,606,960,498
07 04	European Solidarity Corps	DA	2.2	139,727,332	126,000,000	-1,371,600	-457,200	138,355,732	125,542,800
07 04 01	European Solidarity Corps								
07 04 99	Completion of previous programmes and activities	DA	2.2	p.m.	p.m.			p.m.	p.m.
07 04 99 01	Completion of the European Solidarity Corps (2018 to 2020)								
07 04 99 02	Completion of the EU Aid Volunteers initiative - Strengthening the Union's capacity to respond to humanitarian crises (2014 to 2020)	DA	2.2	p.m.	p.m.			p.m.	p.m.
	07 04 - European Solidarity Corps			139,727,332	126,000,000	-1,371,600	-457,200	138,355,732	125,542,800
07 05	Creative Europe	DA	2.2	108,015,379	109,881,754			108,015,379	109,881,754
07 05 01	Culture strand								
07 05 02	Media strand	DA	2.2	189,671,977	175,565,759			189,671,977	175,565,759
07 05 03	Cross-sectoral strand	DA	2.2	29,294,944	31,681,992			29,294,944	31,681,992
07 05 99	Completion of previous programmes and activities	DA	2.2	p.m.	4,707,811			p.m.	4,707,811
07 05 99 01	Completion of previous actions and programmes related to media, culture and language (prior to 2021)								
07 05 99 02	Completion of previous measures concerning digital content, and audiovisual and other media industries (2014 to 2020)	DA	2.2	p.m.	p.m.			p.m.	p.m.
	07 05 - Creative Europe			326,982,300	321,837,316			326,982,300	321,837,316
07 06	Citizens, Equality, Rights and Values	DA	2.2	39,181,708	21,075,045	-1,661,738	-553,913	37,519,970	20,521,132
07 06 01	Equality and rights								
07 06 02	Citizens engagement and participation in the democratic life of the Union	DA	2.2	89,700,652	59,587,175	-32,029,234	-10,676,411	57,671,418	48,910,764
07 06 03	Daphne	DA	2.2	27,313,815	24,225,012			27,313,815	24,225,012
07 06 04	Union values	DA	2.2	68,615,566	72,776,886			68,615,566	72,776,886
07 06 99	Completion of previous programmes and activities	DA	2.2	p.m.	p.m.			p.m.	p.m.
07 06 99 01	Completion of previous Europe for Citizens programmes and European citizens' initiatives (prior to 2021)								
07 06 99 02	Completion of previous actions in the field of rights, citizenship and equality (prior to 2021)	DA	2.2	p.m.	p.m.			p.m.	p.m.
	07 06 - Citizens, Equality, Rights and Values			224,811,741	177,664,118	-33,690,972	-11,230,324	191,120,769	166,433,794
07 07	Justice	DA	2.2	10,885,500	9,564,613			10,885,500	9,564,613
07 07 01	Promoting judicial cooperation								
07 07 02	Supporting judicial training	DA	2.2	15,853,500	16,405,322			15,853,500	16,405,322
07 07 03	Promoting effective access to justice	DA	2.2	13,911,000	10,457,591			13,911,000	10,457,591
07 07 99	Completion of previous programmes and activities	DA	2.2	p.m.	p.m.			p.m.	p.m.
07 07 99 01	Completion of previous programmes and actions in the field of Justice (prior to 2021)								
	07 07 - Justice			40,650,000	36,427,526			40,650,000	36,427,526
07 10	Decentralised Agencies and European Public Prosecutor's Office	DA	2.2	24,522,000	24,522,000			24,522,000	24,522,000
07 10 01	European Foundation for the improvement of living and working conditions (Eurofound)								
07 10 02	European Agency for Safety and Health at Work (EU-OSHA)	DA	2.2	16,635,269	16,635,269			16,635,269	16,635,269
07 10 03	European Centre for the Development of Vocational Training (Cedefop)	DA	2.2	19,771,361	19,771,361			19,771,361	19,771,361
07 10 04	European Union Agency for Fundamental Rights (FRA)	DA	2.2	25,465,883	25,465,883			25,465,883	25,465,883
07 10 05	European Institute for Gender Equality (EIGE)	DA	2.2	10,182,664	10,182,664			10,182,664	10,182,664
07 10 06	European Training Foundation (ETF)	DA	2.2	23,542,345	23,542,345			23,542,345	23,542,345
07 10 07	European Union Agency for Criminal Justice Cooperation (Eurojust)	DA	2.2	68,072,969	67,724,969			68,072,969	67,724,969

	Section III - Commission	DA NDA	FF	1		2-1		2	
				DB 2025		Council's Changes on DB 2025		Council's Position on DB 2025	
				c/a	p/a	c/a	p/a	c/a	p/a
07 10 08	European Public Prosecutor's Office (EPPO)	DA	2.2	77,368,186	77,368,186			77,368,186	77,368,186
07 10 09	European Labour Authority (ELA)	DA	2.2	49,182,379	47,263,864			49,182,379	47,263,864
	07 10 - Decentralised Agencies and European Public Prosecutor's Office			314,743,056	312,476,541			314,743,056	312,476,541
07 20	Pilot projects, preparatory actions, prerogatives and other actions								
07 20 01	Pilot projects	DA	2.2	p.m.	9,743,047			p.m.	9,743,047
07 20 02	Preparatory actions	DA	2.2	p.m.	12,058,234			p.m.	12,058,234
07 20 03	Other actions								




	Section III - Commission	DA NDA	FF	1		2-1		2	
				DB 2025		Council's Changes on DB 2025		Council's Position on DB 2025	
				c/a	p/a	c/a	p/a	c/a	p/a
07 20	Pilot projects, preparatory actions, prerogatives and other actions								
07 20 03 01	Free movement of workers, coordination of social security schemes and measures for migrants, including migrants from third countries	DA	2.2	8,937,422	7,400,000			8,937,422	7,400,000
07 20 04	Actions financed under the prerogatives of the Commission and specific powers conferred on the Commission								
07 20 04 01	Multimedia actions	DA	2.2	20,921,438	20,330,435			20,921,438	20,330,435
07 20 04 02	Executive and corporate communication services	DA	2.2	48,759,000	48,759,000			48,759,000	48,759,000
07 20 04 03	Commission Representations	DA	2.2	28,317,000	24,960,000			28,317,000	24,960,000
07 20 04 04	Communication services for citizens	DA	2.2	33,360,000	32,845,000			33,360,000	32,845,000
07 20 04 05	House of European History	DA	2.2	3,000,000	3,000,000			3,000,000	3,000,000
07 20 04 06	Specific competences in the area of social policy, including social dialogue	DA	2.2	23,627,616	20,300,000			23,627,616	20,300,000
07 20 04 07	Other activities in the area of fundamental rights	DA	2.2	929,929	711,107			929,929	711,107
07 20 04 08	Analysis of and studies on the social situation, demography and the family	DA	2.2	3,222,354	2,500,000			3,222,354	2,500,000
07 20 04 09	Information and training measures for workers' organisations	DA	2.2	22,928,771	22,000,000			22,928,771	22,000,000
	07 20 - Pilot projects, preparatory actions, prerogatives and other actions			194,003,530	204,606,823			194,003,530	204,606,823
	07 - Investing in People, Social Cohesion and Values			22,547,104,823	12,614,602,936	-345,887,886	-115,897,011	22,201,216,937	12,498,705,925

08 - Agriculture and Maritime Policy


08 01	Support administrative expenditure of the 'Agriculture and Maritime Policy' cluster								
08 01 01	Support expenditure for the European Agricultural Guarantee Fund								
08 01 01 01	Support expenditure for the European Agricultural Guarantee Fund	NDA	3.1	563,117	563,117			563,117	563,117
08 01 01 72	European Research Executive Agency - Contribution from the European Agricultural Guarantee Fund	NDA	3.1	2,094,365	2,094,365			2,094,365	2,094,365
08 01 02	Support expenditure for the European Agricultural Fund for Rural Development	NDA	3.2	1,977,576	1,977,576			1,977,576	1,977,576
08 01 03	Support expenditure for the European Maritime, Fisheries and Aquaculture Fund								
08 01 03 01	Support expenditure for the European Maritime, Fisheries and Aquaculture Fund	NDA	3.2	3,337,323	3,337,323			3,337,323	3,337,323
08 01 03 74	European Climate, Infrastructure and Environment Executive Agency - Contribution from the European Maritime, Fisheries and Aquaculture Fund	NDA	3.2	4,732,000	4,732,000			4,732,000	4,732,000
	08 01 - Support administrative expenditure of the 'Agriculture and Maritime Policy' cluster			12,704,381	12,704,381			12,704,381	12,704,381
08 02	European Agricultural Guarantee Fund (EAGF)								
08 02 01	Agricultural reserve	NDA	3.1	450,000,000	450,000,000			450,000,000	450,000,000
08 02 02	Types of interventions in certain sectors under the CAP Strategic Plans								
08 02 02 01	Fruit and vegetables sector	NDA	3.1	717,000,000	717,000,000			717,000,000	717,000,000
08 02 02 02	Apiculture products sector	NDA	3.1	59,000,000	59,000,000			59,000,000	59,000,000
08 02 02 03	Wine sector	NDA	3.1	884,000,000	884,000,000			884,000,000	884,000,000
08 02 02 04	Hops sector	NDA	3.1	2,200,000	2,200,000			2,200,000	2,200,000
08 02 02 05	Olive oil and table olives sector	NDA	3.1	45,000,000	45,000,000			45,000,000	45,000,000
08 02 02 06	Other sectors	NDA	3.1	37,000,000	37,000,000			37,000,000	37,000,000
08 02 03	Market-related expenditure outside the CAP Strategic Plans								
08 02 03 01	POSEI and smaller Aegean islands (excluding direct payments)	NDA	3.1	226,000,000	226,000,000			226,000,000	226,000,000
08 02 03 02	Promotion of agricultural products - Simple programmes under shared management	NDA	3.1	81,000,000	81,000,000			81,000,000	81,000,000
08 02 03 03	Promotion of agricultural products - Multi-programmes and actions implemented by the Commission under direct management	DA	3.1	p.m.	75,336,236			p.m.	75,336,236
08 02 03 04	School schemes	NDA	3.1	190,000,000	190,000,000			190,000,000	190,000,000
08 02 03 05	Olive oil	NDA	3.1	p.m.	p.m.			p.m.	p.m.
08 02 03 06	Fruit and vegetables	NDA	3.1	400,000,000	400,000,000			400,000,000	400,000,000

	Section III - Commission	DA NDA	FF	1		2-1		2	
				DB 2025		Council's Changes on DB 2025		Council's Position on DB 2025	
				c/a	p/a	c/a	p/a	c/a	p/a
08 02 03 07	Wine	NDA	3.1	125,000,000	125,000,000			125,000,000	125,000,000
08 02 03 08	Apiculture	NDA	3.1	p.m.	p.m.			p.m.	p.m.
08 02 03 09	Hops	NDA	3.1	p.m.	p.m.			p.m.	p.m.
08 02 03 10	Public and private storage measures	NDA	3.1	p.m.	p.m.			p.m.	p.m.
08 02 03 11	Exceptional measures	NDA	3.1	p.m.	p.m.			p.m.	p.m.
08 02 04	Direct payments types of interventions under the CAP Strategic Plans								
08 02 04 01	Basic income support for sustainability			18,606,885,000	18,606,885,000			18,606,885,000	18,606,885,000



	Section III - Commission	DA NDA	FF	1		2-1		2	
				DB 2025		Council's Changes on DB 2025		Council's Position on DB 2025	
				c/a	p/a	c/a	p/a	c/a	p/a
08 02	European Agricultural Guarantee Fund (EAGF)	NDA	3.1						
08 02 04 02	Complementary redistributive income support for sustainability	NDA	3.1	3,972,000,000	3,972,000,000			3,972,000,000	3,972,000,000
08 02 04 03	Complementary income support for young farmers	NDA	3.1	670,000,000	670,000,000			670,000,000	670,000,000
08 02 04 04	Schemes for the climate and the environment	NDA	3.1	8,736,000,000	8,736,000,000			8,736,000,000	8,736,000,000
08 02 04 05	Coupled income support	NDA	3.1	4,492,000,000	4,492,000,000			4,492,000,000	4,492,000,000
08 02 04 06	Crop-specific payment for cotton	NDA	3.1	244,000,000	244,000,000			244,000,000	244,000,000
08 02 05	Direct payments outside the CAP Strategic Plans								
08 02 05 01	POSEI and smaller Aegean islands (direct payments)	NDA	3.1	444,000,000	444,000,000			444,000,000	444,000,000
08 02 05 02	Single area payment scheme (SAPS)	NDA	3.1	p.m.	p.m.			p.m.	p.m.
08 02 05 03	Redistributive payment	NDA	3.1	p.m.	p.m.			p.m.	p.m.
08 02 05 04	Basic payment scheme (BPS)	NDA	3.1	p.m.	p.m.			p.m.	p.m.
08 02 05 05	Payment for agricultural practices beneficial for the climate and the environment	NDA	3.1	p.m.	p.m.			p.m.	p.m.
08 02 05 06	Payment for farmers in areas with natural constraints	NDA	3.1	p.m.	p.m.			p.m.	p.m.
08 02 05 07	Payment for young farmers	NDA	3.1	p.m.	p.m.			p.m.	p.m.
08 02 05 08	Crop-specific payment for cotton	NDA	3.1	p.m.	p.m.			p.m.	p.m.
08 02 05 09	Voluntary coupled support scheme	NDA	3.1	p.m.	p.m.			p.m.	p.m.
08 02 05 10	Small farmers scheme	NDA	3.1	p.m.	p.m.			p.m.	p.m.
08 02 05 11	Reserve for crises in the agricultural sector	NDA	3.1	p.m.	p.m.			p.m.	p.m.
08 02 05 12	Reimbursement of direct payments to farmers from appropriations carried-over in relation to financial discipline	NDA	3.1	p.m.	p.m.			p.m.	p.m.
08 02 06	Policy strategy, coordination and audit								
08 02 06 01	Financial corrections in favour of Member States following clearance of accounts and conformity clearance decisions	NDA	3.1	13,100,000	13,100,000			13,100,000	13,100,000
08 02 06 02	Settlement of disputes	NDA	3.1	p.m.	p.m.			p.m.	p.m.
08 02 06 03	European Agricultural Guarantee Fund (EAGF) - Operational technical assistance	DA	3.1	101,585,518	121,074,701			101,585,518	121,074,701
08 02 99	Completion of previous programmes and activities								
08 02 99 01	Completion of previous measures under the European Agricultural Guarantee Fund (EAGF) - Shared management	NDA	3.1	30,500,000	30,500,000			30,500,000	30,500,000
	08 02 - European Agricultural Guarantee Fund (EAGF)			40,526,270,518	40,621,095,937			40,526,270,518	40,621,095,937
08 03	European Agricultural Fund for Rural Development (EAFRD)								
08 03 01	Rural development types of interventions								
08 03 01 01	Rural development types of interventions under the CAP Strategic Plans	DA	3.2	13,195,687,778	6,200,000,000			13,195,687,778	6,200,000,000
08 03 01 02	Rural development types of interventions - 2014-2022 programmes	DA	3.2	p.m.	4,275,000,000			p.m.	4,275,000,000
08 03 01 03	Rural development types of interventions financed from the European Union Recovery Instrument (EURI)	DA	3.2	p.m.	p.m.			p.m.	p.m.
08 03 02	European Agricultural Fund for Rural Development (EAFRD) - Operational technical assistance	DA	3.2	28,294,644	20,000,000			28,294,644	20,000,000
08 03 03	European Agricultural Fund for Rural Development (EAFRD) - Operational technical assistance financed from the European Union Recovery Instrument (EURI)	DA	3.2	p.m.	p.m.			p.m.	p.m.
08 03 04	InvestEU Fund - Contribution from the EAFRD	DA	3.2	p.m.	p.m.			p.m.	p.m.
08 03 99	Completion of previous programmes and activities								
08 03 99 01	Completion of previous rural development programmes - Operational expenditure (prior to 2014)	DA	3.2	p.m.	p.m.			p.m.	p.m.
08 03 99 02	Completion of the European Agricultural Fund for Rural Development (EAFRD) - Operational technical assistance (prior to 2021)	DA	3.2	p.m.	p.m.			p.m.	p.m.
	08 03 - European Agricultural Fund for Rural Development (EAFRD)			13,223,982,422	10,495,000,000			13,223,982,422	10,495,000,000

	Section III - Commission	DA NDA	FF	1		2-1		2	
				DB 2025		Council's Changes on DB 2025		Council's Position on DB 2025	
				c/a	p/a	c/a	p/a	c/a	p/a
08 04	European Maritime, Fisheries and Aquaculture Fund (EMFAF)								
08 04 01	European Maritime, Fisheries and Aquaculture Fund (EMFAF) - Operational expenditure under shared management	DA	3.2	868,325,866	542,989,563			868,325,866	542,989,563
08 04 02	European Maritime, Fisheries and Aquaculture Fund (EMFAF) - Operational expenditure under direct and indirect management	DA	3.2	62,249,012	70,000,000			62,249,012	70,000,000
08 04 03	European Maritime, Fisheries and Aquaculture Fund (EMFAF) - Operational technical assistance	DA	3.2	5,378,153	5,333,039			5,378,153	5,333,039
08 04 04	InvestEU Fund - Contribution from the European Maritime, Fisheries and Aquaculture Fund (EMFAF)	DA	3.2	p.m.	p.m.			p.m.	p.m.



	Section III - Commission	DA NDA	FF	1		2-1		2	
				DB 2025		Council's Changes on DB 2025		Council's Position on DB 2025	
				c/a	p/a	c/a	p/a	c/a	p/a
08 04	European Maritime, Fisheries and Aquaculture Fund (EMFAF)								
08 04 05	Border Management and Visa Instrument (BMVI) - Contribution from the European Maritime, Fisheries and Aquaculture Fund (EMFAF)	DA	3.2	1,843,211	1,124,987			1,843,211	1,124,987
08 04 06	Recovery and Resilience Facility - Contribution from the European Maritime, Fisheries and Aquaculture Fund (EMFAF)	DA	3.2	p.m.	p.m.			p.m.	p.m.
08 04 99	Completion of previous programmes and activities								
08 04 99 01	Completion of the European Fisheries Fund (EFF) and of the European Maritime and Fisheries Fund (EMFF) - Operational expenditure under shared management (prior to 2021)	DA	3.2	p.m.	31,000,000			p.m.	31,000,000
08 04 99 02	Completion of the European Fisheries Fund (EFF) and of the European Maritime and Fisheries Fund (EMFF) - Operational expenditure under direct management (prior to 2021)	DA	3.2	p.m.	2,163,580			p.m.	2,163,580
08 04 99 03	Completion of the European Fisheries Fund (EFF) and of the European Maritime and Fisheries Fund (EMFF) - Operational technical assistance (prior to 2021)	DA	3.2	p.m.	p.m.			p.m.	p.m.
	08 04 - European Maritime, Fisheries and Aquaculture Fund (EMFAF)			937,796,242	652,611,169			937,796,242	652,611,169
08 05	Sustainable Fisheries Partnership Agreements (SFPAs) and Regional Fisheries Management Organisations (RFMOs)								
08 05 01	Establishing a governance framework for fishing activities carried out by Union fishing vessels in third-country waters	DA	3.2	150,560,000	135,275,000			150,560,000	135,275,000
08 05 02	Promoting sustainable development for fisheries management and maritime governance in line with the Common Fisheries Policy (CFP) objectives (compulsory contributions to international bodies)	DA	3.2	77,750,000	59,400,000			77,750,000	59,400,000
	08 05 - Sustainable Fisheries Partnership Agreements (SFPAs) and Regional Fisheries Management Organisations (RFMOs)			6,171,000	6,171,000			6,171,000	6,171,000
				156,731,000	141,446,000			156,731,000	141,446,000
				77,750,000	59,400,000			77,750,000	59,400,000
08 10	Decentralised agencies								
08 10 01	European Fisheries Control Agency	DA	3.2	29,964,172	29,964,172			29,964,172	29,964,172
	08 10 - Decentralised agencies			29,964,172	29,964,172			29,964,172	29,964,172
08 20	Pilot projects, preparatory actions, prerogatives and other actions								
08 20 01	Pilot projects	DA	3.2	p.m.	5,212,500			p.m.	5,212,500
08 20 02	Preparatory actions	DA	3.2	p.m.	p.m.			p.m.	p.m.
	08 20 - Pilot projects, preparatory actions, prerogatives and other actions			p.m.	5,212,500			p.m.	5,212,500
	08 - Agriculture and Maritime Policy			54,887,448,735	51,958,034,159			54,887,448,735	51,958,034,159
				77,750,000	59,400,000			77,750,000	59,400,000

09 - Environment and Climate Action

09 01	Support administrative expenditure of the 'Environment and Climate Action' Cluster								
09 01 01	Support expenditure for the Programme for the Environment and Climate Action (LIFE)								
09 01 01 01	Support expenditure for the Programme for the Environment and Climate Action (LIFE)	NDA	3.2	10,552,540	10,552,540	-1,184,000	-1,184,000	9,368,540	9,368,540
09 01 01 74	European Climate, Infrastructure and Environment Executive Agency - Contribution from the Programme for Environment and Climate Action (LIFE)	NDA	3.2	16,931,000	16,931,000			16,931,000	16,931,000
09 01 02	Support expenditure for the Just Transition Fund	NDA	3.2	p.m.	p.m.			p.m.	p.m.
09 01 03	Support expenditure for the Public sector loan facility under the Just Transition Mechanism								
09 01 03 01	Support expenditure for the Public sector loan facility under the Just Transition Mechanism	NDA	3.2	p.m.	p.m.			p.m.	p.m.
09 01 03 74	European Climate, Infrastructure and Environment Executive Agency - Contribution from the Public sector loan facility under the Just Transition Mechanism	NDA	3.2	p.m.	p.m.			p.m.	p.m.
09 01 04	Support expenditure for the Social Climate Fund	NDA	3.2	p.m.	p.m.			p.m.	p.m.
	09 01 - Support administrative expenditure of the 'Environment and Climate Action' Cluster			27,483,540	27,483,540	-1,184,000	-1,184,000	26,299,540	26,299,540
09 02	Programme for the Environment and Climate Action (LIFE)								
09 02 01	Nature and biodiversity	DA	3.2	301,434,877	155,000,000	-1,094,600	-364,867	300,340,277	154,635,133
09 02 02	Circular economy and quality of life	DA	3.2	183,425,172	115,000,000	-666,071	-222,024	182,759,101	114,777,976
09 02 03	Climate change mitigation and adaptation	DA	3.2	123,199,496	90,000,000	-447,374	-149,125	122,752,122	89,850,875

	Section III - Commission	DA NDA	FF	1		2-1		2	
				DB 2025		Council's Changes on DB 2025		Council's Position on DB 2025	
				c/a	p/a	c/a	p/a	c/a	p/a
09 02 04	Clean energy transition	DA	3.2	135,476,364	92,000,000	-491,955	-163,985	134,984,409	91,836,015
09 02 99	Completion of previous programmes and activities	DA	3.2	p.m.	117,000,000			p.m.	117,000,000
09 02 99 01	Completion of previous programmes in the field of environment and climate action (LIFE) (prior to 2021)								
09 02 - Programme for the Environment and Climate Action (LIFE)				743,535,909	569,000,000	-2,700,000	-900,000	740,835,909	568,100,000
09 03	Just Transition Fund (JTF)	DA	3.2	1,509,684,322	p.m.			1,509,684,322	p.m.
09 03 01	Just Transition Fund (JTF) - Operational expenditure								

	Section III - Commission	DA NDA	FF	1		2-1		2	
				DB 2025		Council's Changes on DB 2025		Council's Position on DB 2025	
				c/a	p/a	c/a	p/a	c/a	p/a
09 03	Just Transition Fund (JTF)	DA	3.2						
09 03 02	Just Transition Fund (JTF) - Operational technical assistance			4,307,571	6,459,302			4,307,571	6,459,302
	09 03 - Just Transition Fund (JTF)			1,513,991,893	6,459,302			1,513,991,893	6,459,302
09 04	Public sector loan facility under the Just Transition Mechanism (JTM)	DA	3.2						
09 04 01	Public sector loan facility under the Just Transition Mechanism (JTM)			p.m.	25,000,000			p.m.	25,000,000
	09 04 - Public sector loan facility under the Just Transition Mechanism (JTM)			p.m.	25,000,000			p.m.	25,000,000
09 05	Social Climate Fund (SCF)	DA	3.2						
09 05 01	Social Climate Fund (SCF) - operational expenditure			p.m.	p.m.			p.m.	p.m.
	09 05 - Social Climate Fund (SCF)			p.m.	p.m.			p.m.	p.m.
09 10	Decentralised agencies	DA	3.2						
09 10 01	European Chemicals Agency - Environmental directives and international conventions			10,307,370	10,307,370			10,307,370	10,307,370
				4,083,742	4,083,742			4,083,742	4,083,742
09 10 02	European Environment Agency	DA	3.2	65,795,292	65,795,292			65,795,292	65,795,292
				3,800,981	3,800,981			3,800,981	3,800,981
	09 10 - Decentralised agencies			76,102,662	76,102,662			76,102,662	76,102,662
				7,884,723	7,884,723			7,884,723	7,884,723
09 20	Pilot projects, preparatory actions, prerogatives and other actions	DA	3.2						
09 20 01	Pilot projects	DA	3.2	p.m.	2,625,490			p.m.	2,625,490
09 20 02	Preparatory actions	DA	3.2	p.m.	1,757,220			p.m.	1,757,220
09 20 04	Actions financed under the prerogatives of the Commission and specific powers conferred on the Commission								
09 20 04 01	Carbon Border Adjustment Mechanism	DA	3.2	26,400,000	15,942,874			26,400,000	15,942,874
	09 20 - Pilot projects, preparatory actions, prerogatives and other actions			26,400,000	20,325,584			26,400,000	20,325,584
	09 - Environment and Climate Action			2,387,514,004	724,371,088	-3,884,000	-2,084,000	2,383,630,004	722,287,088
				7,884,723	7,884,723			7,884,723	7,884,723

10 - Migration

10 01	Support administrative expenditure of the 'Migration' Cluster	NDA	4.0						
10 01 01	Support expenditure for the Asylum, Migration and Integration Fund (AMIF)			3,150,000	3,150,000			3,150,000	3,150,000
	10 01 - Support administrative expenditure of the 'Migration' Cluster			3,150,000	3,150,000			3,150,000	3,150,000
10 02	Asylum, Migration and Integration Fund (AMIF)	DA	4.0						
10 02 01	Asylum, Migration and Integration Fund (AMIF)			1,861,630,325	971,926,563			1,861,630,325	971,926,563
10 02 02	Border Management and Visa Instrument (BMVI) - Contribution from AMIF	DA	4.0	306,733	55,636			306,733	55,636
10 02 03	Internal Security Fund (ISF) - Contribution from AMIF	DA	4.0	1,601,183	160,118			1,601,183	160,118
10 02 99	Completion of previous programmes and activities								
10 02 99 01	Completion of previous actions in the areas of migration (prior to 2021)	DA	4.0	p.m.	190,000,000			p.m.	190,000,000
	10 02 - Asylum, Migration and Integration Fund (AMIF)			1,863,538,241	1,162,142,317			1,863,538,241	1,162,142,317
10 10	Decentralised Agencies	DA	4.0						
10 10 01	European Union Agency for Asylum (EUAA)			232,724,832	232,724,832			232,724,832	232,724,832
	10 10 - Decentralised Agencies			232,724,832	232,724,832			232,724,832	232,724,832
	10 - Migration			2,099,413,073	1,398,017,149			2,099,413,073	1,398,017,149

11 - Border Management

11 01	Support administrative expenditure of the 'Border Management' cluster	NDA	4.0						
11 01 01	Support expenditure for the Integrated Border Management Fund - Instrument for Financial Support for Border Management and Visa Policy			2,150,000	2,150,000			2,150,000	2,150,000

	Section III - Commission	DA NDA	FF	1		2-1		2	
				DB 2025		Council's Changes on DB 2025		Council's Position on DB 2025	
				c/a	p/a	c/a	p/a	c/a	p/a
11 01 02	Support expenditure for the Integrated Border Management Fund - Instrument for financial support for customs control equipment	NDA	4.0	84,000	84,000			84,000	84,000
	11 01 - Support administrative expenditure of the 'Border Management' cluster			2,234,000	2,234,000			2,234,000	2,234,000
11 02	Integrated Border Management Fund (IBMF) - Instrument for Financial Support for Border Management and Visa Policy								
11 02 01	Instrument for Financial Support for Border Management and Visa Policy	DA	4.0	1,222,560,499	398,393,388	23,000,000	7,666,666	1,245,560,499	406,060,054
11 02 99	Completion of previous programmes and activities								
11 02 99 01	Completion of previous actions in the field of borders, visa and IT systems (prior to 2021)	DA	4.0	p.m.	61,000,000			p.m.	61,000,000

	Section III - Commission	DA NDA	FF	1		2-1		2	
				DB 2025		Council's Changes on DB 2025		Council's Position on DB 2025	
				c/a	p/a	c/a	p/a	c/a	p/a
11 02	Integrated Border Management Fund (IBMF) - Instrument for Financial Support for Border Management and Visa Policy								
	11 02 - Integrated Border Management Fund (IBMF) - Instrument for Financial Support for Border Management and Visa Policy			1,222,560,499	459,393,388	23,000,000	7,666,666	1,245,560,499	467,060,054
11 03	Integrated Border Management Fund (IBMF) - Instrument for financial support for customs control equipment								
11 03 01	Instrument for financial support for customs control equipment	DA	4.0	146,564,000	55,790,910			146,564,000	55,790,910
	11 03 - Integrated Border Management Fund (IBMF) - Instrument for financial support for customs control equipment			146,564,000	55,790,910			146,564,000	55,790,910
11 10	Decentralised agencies								
11 10 01	European Border and Coast Guard Agency (Frontex)	DA	4.0	997,076,166	997,076,166	-88,873,362	-88,873,362	908,202,804	908,202,804
11 10 02	European Union Agency for the Operational Management of Large-Scale IT Systems in the Area of Freedom, Security and Justice (eu-LISA)	DA	4.0	308,683,009 76,744,000	288,818,864 76,744,000			308,683,009 76,744,000	288,818,864 76,744,000
	11 10 - Decentralised agencies			1,305,759,175 76,744,000	1,285,895,030 76,744,000	-88,873,362	-88,873,362	1,216,885,813 76,744,000	1,197,021,668 76,744,000
	11 - Border Management			2,677,117,674 76,744,000	1,803,313,328 76,744,000	-65,873,362	-81,206,696	2,611,244,312 76,744,000	1,722,106,632 76,744,000

12 - Security

12 01	Support administrative expenditure of the 'Security' cluster								
12 01 01	Support expenditure for the Internal Security Fund (ISF)	NDA	5.0	2,450,000	2,450,000			2,450,000	2,450,000
12 01 02	Support expenditure for the nuclear decommissioning for Lithuania	NDA	5.0	p.m.	p.m.			p.m.	p.m.
12 01 03	Support expenditure for the nuclear safety and decommissioning, including for Bulgaria and Slovakia	NDA	5.0	2,451,000	2,451,000			2,451,000	2,451,000
	12 01 - Support administrative expenditure of the 'Security' cluster			4,901,000	4,901,000			4,901,000	4,901,000
12 02	Internal Security Fund (ISF)								
12 02 01	Internal Security Fund (ISF)	DA	5.0	334,133,738	182,860,232	-10,000,000	-3,400,000	324,133,738	179,460,232
12 02 99	Completion of previous programmes and activities								
12 02 99 01	Completion of previous actions in the areas of security and drugs policy (prior to 2021)	DA	5.0	p.m.	42,000,000			p.m.	42,000,000
	12 02 - Internal Security Fund (ISF)			334,133,738	224,860,232	-10,000,000	-3,400,000	324,133,738	221,460,232
12 03	Nuclear decommissioning for Lithuania								
12 03 01	Nuclear decommissioning assistance to Lithuania	DA	5.0	74,700,000	15,022,000			74,700,000	15,022,000
12 03 99	Completion of previous programmes and activities								
12 03 99 01	Completion of previous nuclear decommissioning assistance programmes in Lithuania (prior to 2021)	DA	5.0	p.m.	75,153,000			p.m.	75,153,000
	12 03 - Nuclear decommissioning for Lithuania			74,700,000	90,175,000			74,700,000	90,175,000
12 04	Nuclear Safety and decommissioning, including for Bulgaria and Slovakia								
12 04 01	Kozloduy programme	DA	5.0	9,000,000	80,000			9,000,000	80,000
12 04 02	Bohunice programme	DA	5.0	9,000,000	5,536,000			9,000,000	5,536,000
12 04 03	Decommissioning and Waste Management Programme of the Joint Research Centre (JRC)	DA	5.0	49,999,189	38,000,000			49,999,189	38,000,000
12 04 99	Completion of previous programmes and activities								
12 04 99 01	Completion of decommissioning of Euratom obsolete nuclear facilities and final disposal of wastes (2014 to 2020)	DA	5.0	p.m.	4,200,000			p.m.	4,200,000
12 04 99 02	Completion of previous nuclear safety and decommissioning programmes in Bulgaria and Slovakia (prior to 2021)	DA	5.0	p.m.	40,300,000			p.m.	40,300,000
	12 04 - Nuclear Safety and decommissioning, including for Bulgaria and Slovakia			67,999,189	88,116,000			67,999,189	88,116,000
12 10	Decentralised agencies								
12 10 01	European Union Agency for Law Enforcement Cooperation (Europol)	DA	5.0	233,134,300 15,758,000	233,134,300 15,758,000			233,134,300 15,758,000	233,134,300 15,758,000


	Section III - Commission	DA NDA	FF	1		2-1		2	
				DB 2025		Council's Changes on DB 2025		Council's Position on DB 2025	
				c/a	p/a	c/a	p/a	c/a	p/a
12 10 02	European Union Agency for Law Enforcement Training (CEPOL)	DA	5.0	11,570,766	11,570,766			11,570,766	11,570,766
12 10 03	European Union Drugs Agency (EUDA)	DA	5.0	33,976,529	33,976,529			33,976,529	33,976,529
12 10 04	EU Centre to prevent and counter child sexual abuse (CSA)	DA	5.0	p.m.	p.m.			p.m.	p.m.
12 10 - Decentralised agencies				278,681,595	278,681,595			278,681,595	278,681,595
				15,758,000	15,758,000			15,758,000	15,758,000
12 20	Pilot projects, preparatory actions, prerogatives and other actions								
12 20 02	Preparatory actions			p.m.	p.m.			p.m.	p.m.

	Section III - Commission	DA NDA	FF	1		2-1		2	
				DB 2025		Council's Changes on DB 2025		Council's Position on DB 2025	
				c/a	p/a	c/a	p/a	c/a	p/a
12 20	Pilot projects, preparatory actions, prerogatives and other actions	DA	5.0						
12 20 04	Actions financed under the prerogatives of the Commission and specific powers conferred on the Commission								
12 20 04 01	Nuclear safeguards			20,070,951	19,100,000			20,070,951	19,100,000
12 20 04 02	Nuclear safety and protection against radiation			3,247,902	3,100,000			3,247,902	3,100,000
	12 20 - Pilot projects, preparatory actions, prerogatives and other actions			23,318,853	22,200,000			23,318,853	22,200,000
	12 - Security			783,734,375	708,933,827	-10,000,000	-3,400,000	773,734,375	705,533,827
				15,758,000	15,758,000			15,758,000	15,758,000

13 - Defence

13 01	Support administrative expenditure of the 'Security and Defence' cluster	NDA	5.0	3,342,000	3,342,000			3,342,000	3,342,000
13 01 01	Support expenditure for the European Defence Fund - Non-research								
13 01 02	Support expenditure for the European Defence Fund - Research								
13 01 02 01	Expenditure related to officials and temporary staff implementing the European Defence Fund - Research			6,639,940	6,639,940			6,639,940	6,639,940
13 01 02 02	External personnel implementing the European Defence Fund - Research	NDA	5.0	1,839,100	1,839,100			1,839,100	1,839,100
13 01 02 03	Other management expenditure for the European Defence Fund - Research	NDA	5.0	3,101,306	3,101,306			3,101,306	3,101,306
13 01 03	Support expenditure for military mobility	NDA	5.0						
13 01 03 01	Support expenditure for military mobility			757,703	757,703			757,703	757,703
13 01 03 74	European Climate, Infrastructure and Environment Executive Agency - Contribution from Connecting Europe Facility (Transport) for military mobility			1,015,558	1,015,558			1,015,558	1,015,558
13 01 04	Support expenditure for the instrument for the reinforcement of the European defence industry through common procurement			p.m.	p.m.			p.m.	p.m.
13 01 05	Support expenditure for the Defence Industrial Reinforcement Instrument	NDA	5.0	p.m.	p.m.			p.m.	p.m.
13 01 06	Support expenditure for the European Defence Industry Programme	NDA	5.0	1,936,000	1,936,000			1,936,000	1,936,000
				1,936,000	1,936,000			1,936,000	1,936,000
	13 01 - Support administrative expenditure of the 'Security and Defence' cluster			18,631,607	18,631,607			18,631,607	18,631,607
				1,936,000	1,936,000			1,936,000	1,936,000
13 02	European Defence Fund (EDF) - Non-research	DA	5.0						
13 02 01	Capability development			1,026,590,415	688,000,000			1,026,590,415	688,000,000
13 02 99	Completion of previous programmes and activities								
13 02 99 01	Completion of the European Defence Industrial Development Programme (EDIDP) (2019 to 2020)			p.m.	11,000,000			p.m.	11,000,000
	13 02 - European Defence Fund (EDF) - Non-research			1,026,590,415	699,000,000			1,026,590,415	699,000,000
13 03	European Defence Fund (EDF) - Research	DA	5.0						
13 03 01	Defence research			392,480,000	302,000,000			392,480,000	302,000,000
	13 03 - European Defence Fund (EDF) - Research			392,480,000	302,000,000			392,480,000	302,000,000
13 04	Military mobility	DA	5.0						
13 04 01	Military mobility			244,535,904	130,000,000	10,000,000	3,400,000	254,535,904	133,400,000
	13 04 - Military mobility			244,535,904	130,000,000	10,000,000	3,400,000	254,535,904	133,400,000
13 05	Union Secure Connectivity Programme	DA	5.0						
13 05 01	Union Secure Connectivity Programme - Contribution from Heading 5			111,000,000	50,000,000	-5,000,000	-1,700,000	106,000,000	48,300,000
	13 05 - Union Secure Connectivity Programme			111,000,000	50,000,000	-5,000,000	-1,700,000	106,000,000	48,300,000
13 06	Instrument for the reinforcement of European defence industry through common procurement	DA	5.0						
13 06 01	Instrument for the reinforcement of European defence industry through common procurement			40,027,699	100,000,000			40,027,699	100,000,000
	13 06 - Instrument for the reinforcement of European defence industry through common procurement			40,027,699	100,000,000			40,027,699	100,000,000
13 07	Defence Industrial Reinforcement Instrument								

	Section III - Commission	DA NDA	FF	1		2-1		2	
				DB 2025		Council's Changes on DB 2025		Council's Position on DB 2025	
				c/a	p/a	c/a	p/a	c/a	p/a
13 07 01	Defence Industrial Reinforcement Instrument	DA	5.0	p.m.	120,000,000			p.m.	120,000,000
	13 07 - Defence Industrial Reinforcement Instrument			p.m.	120,000,000			p.m.	120,000,000
13 08	European Defence Industry Programme	DA	5.0						
13 08 01	European Defence Industry Programme			p.m.	p.m.			p.m.	p.m.
	13 08 - European Defence Industry Programme			p.m.	p.m.			p.m.	p.m.



	Section III - Commission	DA NDA	FF	1		2-1		2	
				DB 2025		Council's Changes on DB 2025		Council's Position on DB 2025	
				c/a	p/a	c/a	p/a	c/a	p/a
13 20	Pilot projects, preparatory actions, prerogatives and other actions	DA	5.0	p.m.	p.m.			p.m.	p.m.
13 20 02	Preparatory actions			p.m.	p.m.			p.m.	p.m.
	13 20 - Pilot projects, preparatory actions, prerogatives and other actions			p.m.	p.m.			p.m.	p.m.
	13 - Defence			1,833,265,625	1,419,631,607	5,000,000	1,700,000	1,838,265,625	1,421,331,607
				1,936,000	1,936,000			1,936,000	1,936,000


14 - External Action

14 01	Support administrative expenditure of the 'External Action' cluster								
14 01 01	Support expenditure for the Neighbourhood, Development and International Cooperation Instrument - Global Europe (NDICI - Global Europe)								
14 01 01 01	Support expenditure for the Neighbourhood, Development and International Cooperation Instrument - Global Europe	NDA	6.0	347,855,997	347,855,997	-8,261,645	-8,261,645	339,594,352	339,594,352
14 01 01 75	European Education and Culture Executive Agency - Contribution from the Neighbourhood, Development and International Cooperation Instrument - Global Europe	NDA	6.0	6,822,536	6,822,536			6,822,536	6,822,536
14 01 02	Support expenditure for humanitarian aid	NDA	6.0	11,000,673	11,000,673			11,000,673	11,000,673
14 01 03	Support expenditure for the Common Foreign and Security Policy	NDA	6.0	1,600,000	1,600,000			1,600,000	1,600,000
14 01 04	Support expenditure for overseas countries and territories	NDA	6.0	1,400,434	1,400,434			1,400,434	1,400,434
14 01 05	Support expenditure for the European Instrument for International Nuclear Safety Cooperation (INSC)	NDA	6.0	1,549,025	1,549,025			1,549,025	1,549,025
14 01 07	Support expenditure for Ukraine Support Instrument	NDA	6.0	p.m.	p.m.			p.m.	p.m.
	14 01 - Support administrative expenditure of the 'External Action' cluster			370,228,665	370,228,665	-8,261,645	-8,261,645	361,967,020	361,967,020
14 02	Neighbourhood, Development and International Cooperation Instrument - Global Europe (NDICI - Global Europe)								
14 02 01	Geographic programmes								
14 02 01 10	Southern Neighbourhood	DA	6.0	1,893,019,954	1,219,358,935			1,893,019,954	1,219,358,935
14 02 01 11	Eastern Neighbourhood	DA	6.0	406,565,614	264,350,963			406,565,614	264,350,963
14 02 01 12	Neighbourhood - Territorial and cross-border cooperation and supporting measures	DA	6.0	105,040,262	77,985,050			105,040,262	77,985,050
14 02 01 20	West Africa	DA	6.0	1,340,435,040	949,809,215			1,340,435,040	949,809,215
14 02 01 21	East and Central Africa	DA	6.0	1,306,924,163	927,883,010			1,306,924,163	927,883,010
14 02 01 22	Southern Africa and Indian Ocean	DA	6.0	703,728,396	488,876,415			703,728,396	488,876,415
14 02 01 30	Middle East and Central Asia	DA	6.0	316,864,858	258,000,000			316,864,858	258,000,000
14 02 01 31	South and East Asia	DA	6.0	579,970,017	420,500,000			579,970,017	420,500,000
14 02 01 32	The Pacific	DA	6.0	105,462,673	74,000,000			105,462,673	74,000,000
14 02 01 40	The Americas	DA	6.0	282,196,668	236,000,000			282,196,668	236,000,000
14 02 01 41	The Caribbean	DA	6.0	104,529,209	75,000,000			104,529,209	75,000,000
14 02 01 50	Erasmus+ - NDICI - Global Europe contribution	DA	6.0	275,049,724	225,500,000			275,049,724	225,500,000
14 02 01 60	European Development Fund - ACP Investment Facility reflows	DA	6.0	p.m.	p.m.			p.m.	p.m.
14 02 01 70	NDICI - Global Europe - Provisioning of the common provisioning fund	DA	6.0	658,978,898	582,580,000			658,978,898	582,580,000
14 02 02	Thematic programmes								
14 02 02 10	Election observation missions - Human Rights and Democracy	DA	6.0	41,861,098	35,000,000			41,861,098	35,000,000
14 02 02 11	Fundamental rights and freedoms - Human Rights and Democracy	DA	6.0	123,080,448	140,000,000			123,080,448	140,000,000
14 02 02 20	Civil-Society Organisations	DA	6.0	164,107,265	193,000,000			164,107,265	193,000,000
14 02 02 30	Peace, Stability and Conflict Prevention	DA	6.0	111,062,682	89,000,000			111,062,682	89,000,000
14 02 02 40	People - Global Challenges	DA	6.0	231,193,272	540,000,000			231,193,272	540,000,000
14 02 02 41	Planet - Global Challenges	DA	6.0	85,300,011	55,600,000			85,300,011	55,600,000
14 02 02 42	Prosperity - Global Challenges	DA	6.0	50,847,822	95,420,000			50,847,822	95,420,000

	Section III - Commission	DA NDA	FF	1		2-1		2	
				DB 2025		Council's Changes on DB 2025		Council's Position on DB 2025	
				c/a	p/a	c/a	p/a	c/a	p/a
14 02 02 43	Partnerships - Global Challenges	DA	6.0	35,310,757	50,000,000			35,310,757	50,000,000
14 02 03	Rapid response actions								
14 02 03 10	Crisis response	DA	6.0	216,153,150	230,000,000			216,153,150	230,000,000
14 02 03 20	Resilience	DA	6.0	581,688,554	423,000,000			581,688,554	423,000,000
14 02 03 30	Foreign policy needs	DA	6.0	40,815,732	34,000,000			40,815,732	34,000,000
14 02 04	Emerging challenges and priorities cushion	DA	6.0	776,018,511	450,000,000			776,018,511	450,000,000
14 02 99	Completion of previous programmes and activities								

	Section III - Commission	DA NDA	FF	1		2-1		2	
				DB 2025		Council's Changes on DB 2025		Council's Position on DB 2025	
				c/a	p/a	c/a	p/a	c/a	p/a
14 02	Neighbourhood, Development and International Cooperation Instrument - Global Europe (NDICI - Global Europe)								
14 02 99 01	Completion of previous actions in the area of European Neighbourhood Policy and relations with Russia (prior to 2021)	DA	6.0	p.m.	459,536,620			p.m.	459,536,620
14 02 99 02	Completion of previous development cooperation instruments (prior to 2021)	DA	6.0	p.m.	649,000,000			p.m.	649,000,000
14 02 99 03	Completion of relations with third countries under the Partnership Instrument and the financing instrument for cooperation with industrialised countries (prior to 2021)	DA	6.0	p.m.	30,000,000			p.m.	30,000,000
14 02 99 04	Completion of the European Instrument for Democracy and Human Rights and previous actions in the field of election observation missions (prior to 2021)	DA	6.0	p.m.	8,384,770			p.m.	8,384,770
14 02 99 05	Completion of previous actions in the field of global threats to security, crisis response and preparedness (prior to 2021)	DA	6.0	p.m.	36,000,000			p.m.	36,000,000
	14 02 - Neighbourhood, Development and International Cooperation Instrument - Global Europe (NDICI - Global Europe)				10,536,204,778		9,317,784,978		10,536,204,778
14 03	Humanitarian Aid								
14 03 01	Humanitarian aid	DA	6.0		1,801,398,746	30,000,000	29,149,961	1,831,398,746	1,779,506,081
14 03 02	Disaster prevention, disaster risk reduction and preparedness	DA	6.0		81,182,412			81,182,412	78,773,800
	14 03 - Humanitarian Aid				1,882,581,158	30,000,000	29,149,961	1,912,581,158	1,858,279,881
14 04	Common Foreign and Security Policy								
14 04 01	Civilian Common Security and Defence Policy (CSDP)								
14 04 01 01	EULEX Kosovo	DA	6.0		78,400,000			78,400,000	78,400,000
14 04 01 02	Monitoring mission in Georgia	DA	6.0		24,000,000			24,000,000	24,000,000
14 04 01 03	Other civilian CSDP missions	DA	6.0		220,895,834			220,895,834	234,438,833
14 04 01 04	Civilian CSDP emergency measures	DA	6.0		12,414,416	p.m.		12,414,416	p.m.
14 04 01 05	Civilian CSDP preparatory measures	DA	6.0		1,128,583	p.m.		1,128,583	p.m.
14 04 02	European Union Special Representatives	DA	6.0		23,700,248			23,700,248	23,700,248
14 04 03	Non-proliferation and disarmament	DA	6.0		31,600,332			31,600,332	31,600,332
	14 04 - Common Foreign and Security Policy				392,139,413			392,139,413	392,139,413
14 05	Overseas countries and territories								
14 05 01	All overseas countries and territories	DA	6.0		10,105,301			10,105,301	1,600,000
14 05 02	Overseas countries and territories other than Greenland	DA	6.0		20,101,265			20,101,265	43,870,000
14 05 03	Greenland	DA	6.0		41,250,000			41,250,000	28,000,000
14 05 99	Completion of previous programmes and activities								
14 05 99 01	Completion of cooperation with Greenland (prior to 2021)	DA	6.0	p.m.	780,000			p.m.	780,000
	14 05 - Overseas countries and territories				71,456,566			71,456,566	74,250,000
14 06	European Instrument for International Nuclear Safety Cooperation (INSC)								
14 06 01	Nuclear safety, radiation protection and safeguards	DA	6.0		42,550,975			42,550,975	26,000,000
14 06 02	INSC - Provisioning of the common provisioning fund	DA	6.0	p.m.		p.m.		p.m.	p.m.
14 06 99	Completion of previous programmes and activities								
14 06 99 01	Completion of previous actions in the field of nuclear safety cooperation (prior to 2021)	DA	6.0	p.m.	10,000,000			p.m.	10,000,000
	14 06 - European Instrument for International Nuclear Safety Cooperation (INSC)				42,550,975		36,000,000	42,550,975	36,000,000
14 07	Ukraine Macro-Financial Assistance Plus (MFA+)								
14 07 01	Ukraine MFA+ interest rate subsidy	DA	6.0		300,000			300,000	300,000
	14 07 - Ukraine Macro-Financial Assistance Plus (MFA+)				300,000			300,000	300,000
14 08	Union Secure Connectivity Programme								
14 08 01	Union Secure Connectivity Programme - Contribution from Heading 6	DA	6.0		50,000,000	p.m.		50,000,000	p.m.

	Section III - Commission	DA NDA	FF	1		2-1		2	
				DB 2025		Council's Changes on DB 2025		Council's Position on DB 2025	
				c/a	p/a	c/a	p/a	c/a	p/a
	14 08 - Union Secure Connectivity Programme			50,000,000	p.m.			50,000,000	p.m.
14 09	Ukraine Support Instrument								
14 09 01	Ukraine Support Instrument	DA	6.0	p.m.	p.m.			p.m.	p.m.
	14 09 - Ukraine Support Instrument			p.m.	p.m.			p.m.	p.m.
14 20	Pilot projects, preparatory actions, prerogatives and other actions								
14 20 01	Pilot projects	DA	6.0	p.m.	p.m.			p.m.	p.m.
14 20 02	Preparatory actions	DA	6.0	p.m.	p.m.			p.m.	p.m.
14 20 03	Other actions								




	Section III - Commission	DA NDA	FF	1		2-1		2	
				DB 2025		Council's Changes on DB 2025		Council's Position on DB 2025	
				c/a	p/a	c/a	p/a	c/a	p/a
14 20	Pilot projects, preparatory actions, prerogatives and other actions								
14 20 03 01	Macro-financial assistance (MFA) grants	DA	6.0	59,267,773	59,267,773			59,267,773	59,267,773
14 20 03 02	External Action Guarantee and predecessor guarantees for NDICI - Global Europe, INSC, IPA III and MFA	DA	6.0	p.m.	p.m.			p.m.	p.m.
14 20 03 03	Provisioning of the common provisioning fund - reflows	DA	6.0	p.m.	p.m.			p.m.	p.m.
14 20 03 04	European Bank for Reconstruction and Development - Provision of paid-up shares of subscribed capital	DA	6.0	64,402,823	24,204,000			64,402,823	24,204,000
14 20 03 05	European Bank for Reconstruction and Development - Callable portion of subscribed capital	DA	6.0	p.m.	p.m.			p.m.	p.m.
14 20 03 06	International organisations and agreements	DA	6.0	24,593,350	24,593,350			24,593,350	24,593,350
14 20 04	Actions financed under the prerogatives of the Commission and specific powers conferred on the Commission								
14 20 04 01	International Organisations of Vine and Wine	DA	6.0	140,000	140,000			140,000	140,000
14 20 04 02	External trade relations and Aid for Trade	DA	6.0	20,071,638	18,600,000			20,071,638	18,600,000
14 20 04 03	Information policy and strategic communication for external action	DA	6.0	48,793,230	43,955,828			48,793,230	43,955,828
14 20 04 04	Strategic evaluations and audits	DA	6.0	18,799,637	22,384,407			18,799,637	22,384,407
14 20 04 05	Promotion of the coordination between the Union and Member States on development cooperation and humanitarian aid	DA	6.0	8,058,319	6,701,855			8,058,319	6,701,855
14 20 - Pilot projects, preparatory actions, prerogatives and other actions				244,126,770	199,847,213			244,126,770	199,847,213
14 - External Action				13,589,588,325	12,219,680,189	21,738,355	20,888,316	13,611,326,680	12,240,568,505

15 - Pre-accession Assistance

15 01	Support administrative expenditure of the 'Pre-accession Assistance' cluster								
15 01 01	Support expenditure for the Instrument for Pre-accession Assistance (IPA)								
15 01 01 01	Support expenditure for IPA	NDA	6.0	57,376,785	57,376,785			57,376,785	57,376,785
15 01 01 75	European Education and Culture Executive Agency - Contribution from IPA	NDA	6.0	1,553,813	1,553,813			1,553,813	1,553,813
15 01 02	Support expenditure for the Reform and Growth Facility for the western Balkans	NDA	6.0	7,450,000	7,450,000			7,450,000	7,450,000
15 01 - Support administrative expenditure of the 'Pre-accession Assistance' cluster				66,380,598	66,380,598			66,380,598	66,380,598
15 02	Instrument for Pre-accession Assistance (IPA III)								
15 02 01	Fundamentals, Union policies and people-to-people								
15 02 01 01	Preparation for accession	DA	6.0	733,569,824	515,098,556			733,569,824	515,098,556
15 02 01 02	Erasmus+ - Contribution from IPA III	DA	6.0	57,222,000	48,100,000			57,222,000	48,100,000
15 02 02	Investment for Growth and Employment								
15 02 02 01	Preparation for accession	DA	6.0	855,508,842	615,173,235			855,508,842	615,173,235
15 02 02 02	Transition to the rules of the Union	DA	6.0	164,431,031	160,000,000			164,431,031	160,000,000
15 02 02 03	IPA III - Provisioning of the common provisioning fund	DA	6.0	214,535,177	100,000,000			214,535,177	100,000,000
15 02 03	Territorial and cross-border cooperation	DA	6.0	85,460,000	67,177,037			85,460,000	67,177,037
15 02 99	Completion of previous programmes and activities								
15 02 99 01	Completion of previous instruments for pre-accession assistance (prior to 2021)	DA	6.0	p.m.	521,024,360			p.m.	521,024,360
15 02 - Instrument for Pre-accession Assistance (IPA III)				2,110,726,874	2,026,573,188			2,110,726,874	2,026,573,188
15 03	Reform and Growth Facility for western Balkans								
15 03 01	Reform and Growth Facility for western Balkans - Operational expenditure	DA	6.0	401,550,000	p.m.			401,550,000	p.m.
15 03 02	Reform and Growth Facility for western Balkans - Provisioning of the Common Provisioning Fund	DA	6.0	90,000,000	93,624,000			90,000,000	93,624,000
15 03 - Reform and Growth Facility for western Balkans				491,550,000	93,624,000			491,550,000	93,624,000
15 - Pre-accession Assistance				2,668,657,472	2,186,577,786			2,668,657,472	2,186,577,786


16 - Expenditure outside the annual ceilings set out in the Multiannual Financial Framework

	Section III - Commission	DA NDA	FF	1		2-1		2	
				DB 2025		Council's Changes on DB 2025		Council's Position on DB 2025	
				c/a	p/a	c/a	p/a	c/a	p/a
16 01	Support administrative expenditure outside the annual ceilings set out in the Multiannual Financial Framework								
16 01 01	Support expenditure for the European Globalisation Adjustment Fund for Displaced Workers	NDA	S.0	p.m.	p.m.			p.m.	p.m.
16 01 02	Support expenditure for the Innovation Fund								
16 01 02 01	Support expenditure for the Innovation Fund	NDA	O.0	p.m.	p.m.			p.m.	p.m.
16 01 02 74	European Climate, Infrastructure and Environment Executive Agency - Contribution from the Innovation Fund	NDA	O.0	p.m.	p.m.			p.m.	p.m.



	Section III - Commission	DA NDA	FF	1		2-1		2	
				DB 2025		Council's Changes on DB 2025		Council's Position on DB 2025	
				c/a	p/a	c/a	p/a	c/a	p/a
16 01	Support administrative expenditure outside the annual ceilings set out in the Multiannual Financial Framework								
16 01 03	Support expenditure for the European Peace Facility	NDA	O.0	p.m.	p.m.			p.m.	p.m.
16 01 04	Support expenditure for trust funds managed by the Commission	NDA	O.0	p.m.	p.m.			p.m.	p.m.
16 01 05	Support expenditure for the European Development Fund	NDA	O.0	p.m.	p.m.			p.m.	p.m.
16 01 06	Support Expenditure for the Ukraine Facility	NDA	O.0	43,438,898	43,438,898			43,438,898	43,438,898
	16 01 - Support administrative expenditure outside the annual ceilings set out in the Multiannual Financial Framework			43,438,898	43,438,898			43,438,898	43,438,898
16 02	Mobilisation of solidarity mechanisms (special instruments)								
16 02 01	European Union Solidarity Fund (EUSF)								
16 02 01 01	Assistance to Member States in relation to events eligible under the European Union Solidarity Fund (EUSF)	DA	S.0	50,000,000	50,000,000			50,000,000	50,000,000
16 02 01 02	Assistance to countries negotiating for accession in relation to events eligible under the European Union Solidarity Fund (EUSF)	DA	S.0	p.m.	p.m.			p.m.	p.m.
16 02 02	European Globalisation Adjustment Fund for Displaced Workers (EGF)	DA	S.0	p.m.	5,000,000			p.m.	5,000,000
16 02 03	Brexit Adjustment Reserve (BAR)	DA	S.0	p.m.	p.m.			p.m.	p.m.
16 02 04	Recovery and Resilience Facility - Contribution from the BAR	DA	S.0	p.m.	p.m.			p.m.	p.m.
16 02 99	Completion of previous programmes and activities								
16 02 99 01	Completion of the European Globalisation Adjustment Fund (prior to 2021)	DA	S.0	p.m.	p.m.			p.m.	p.m.
	16 02 - Mobilisation of solidarity mechanisms (special instruments)			50,000,000	55,000,000			50,000,000	55,000,000
16 03	Support innovation in low-carbon technologies and processes under the Emission Trading System (ETS)								
16 03 01	Innovation Fund (IF) - Operational expenditure	DA	O.0	p.m.	p.m.			p.m.	p.m.
	16 03 - Support innovation in low-carbon technologies and processes under the Emission Trading System (ETS)			p.m.	p.m.			p.m.	p.m.
16 04	European Union guarantee for borrowing-and-lending operations								
16 04 01	Balance-of-payments support								
16 04 01 01	European Union guarantee for Union borrowings for balance-of-payments support	NDA	O.0	p.m.	p.m.			p.m.	p.m.
16 04 02	Euratom borrowings								
16 04 02 01	Guarantee for Euratom borrowings	NDA	O.0	p.m.	p.m.			p.m.	p.m.
16 04 03	European Financial Stabilisation Mechanism (EFSM)								
16 04 03 01	European Union guarantee for Union borrowings for financial assistance under the European Financial Stabilisation Mechanism (EFSM)	NDA	O.0	p.m.	p.m.			p.m.	p.m.
16 04 03 02	Enforced budgetary surveillance proceeds to be transferred to the European Stability Mechanism (ESM)	NDA	O.0	p.m.	p.m.			p.m.	p.m.
16 04 04	European instrument for temporary support to mitigate unemployment risks in an emergency (SURE)								
16 04 04 01	European Union guarantee for Union borrowings for financial assistance under SURE	NDA	O.0	p.m.	p.m.			p.m.	p.m.
16 04 05	European Union Recovery Instrument (EURI)								
16 04 05 01	European Union guarantee for Union borrowings for financial assistance under the EURI	NDA	O.0	p.m.	p.m.			p.m.	p.m.
16 04 06	Ukraine Facility	DA	O.0	p.m.	p.m.			p.m.	p.m.
16 04 07	MFA+	DA	O.0	p.m.	p.m.			p.m.	p.m.
	16 04 - European Union guarantee for borrowing-and-lending operations			p.m.	p.m.			p.m.	p.m.
16 05	Other expenditure								
16 05 01	Deficit carried over from the previous financial year	DA	O.0	p.m.	p.m.			p.m.	p.m.
	16 05 - Other expenditure			p.m.	p.m.			p.m.	p.m.
16 06	Ukraine Facility								
16 06 01	Pillar I: Ukraine Plan	DA	O.0	1,500,000,000	1,500,000,000			1,500,000,000	1,500,000,000

	Section III - Commission	DA NDA	FF	1		2-1		2	
				DB 2025		Council's Changes on DB 2025		Council's Position on DB 2025	
				c/a	p/a	c/a	p/a	c/a	p/a
16 06 02	Pillar II: Ukraine Investment Framework								
16 06 02 01	Provisioning of the Common Provisioning Fund	DA	O.0	1,092,000,000	400,000,000			1,092,000,000	400,000,000
16 06 02 02	Other actions under the Ukraine Investment Framework	DA	O.0	451,770,000	496,947,000			451,770,000	496,947,000
16 06 03	Pillar III: Union accession assistance and support measures								
16 06 03 01	Union accession assistance and other measures	DA	O.0	155,000,000	77,500,000			155,000,000	77,500,000
16 06 03 02	Borrowing costs subsidy	DA	O.0	612,324,102	612,324,102			612,324,102	612,324,102




	Section III - Commission	DA NDA	FF	1		2-1		2	
				DB 2025		Council's Changes on DB 2025		Council's Position on DB 2025	
				c/a	p/a	c/a	p/a	c/a	p/a
16 06	Ukraine Facility								
16 06 03 03	Provisioning of the Common Provisioning Fund - Legacy	DA	O.0	465,853,642	143,366,975			465,853,642	143,366,975
	16 06 - Ukraine Facility			4,276,947,744	3,230,138,077			4,276,947,744	3,230,138,077
16 - Expenditure outside the annual ceilings set out in the Multiannual Financial Framework				4,370,386,642	3,328,576,975			4,370,386,642	3,328,576,975

20 - Administrative expenditure of the European Commission


20 01	Members, officials and temporary staff								
20 01 01	Members								
20 01 01 01	Salaries, allowances and payments of Members of the institution	NDA	7.2	13,783,000	13,783,000			13,783,000	13,783,000
20 01 01 02	Other management expenditure of Members of the institution	NDA	7.2	3,130,000	3,130,000			3,130,000	3,130,000
20 01 01 03	Allowances of former Members	NDA	7.2	4,410,000	4,410,000			4,410,000	4,410,000
20 01 02	Expenditure related to officials and temporary staff								
20 01 02 01	Remuneration and allowances - Headquarters and Representation offices	NDA	7.2	2,652,809,000	2,652,809,000	-1,653,070	-1,653,070	2,651,155,930	2,651,155,930
				1,656,792	1,656,792	-1,656,792	-1,656,792		
20 01 02 02	Expenses and allowances related to recruitment, transfers and termination of service - Headquarters and Representation offices	NDA	7.2	15,976,000	15,976,000			15,976,000	15,976,000
20 01 02 03	Remuneration and allowances - Union delegations	NDA	7.2	152,133,000	152,133,000			152,133,000	152,133,000
20 01 02 04	Expenses and allowances related to recruitment, transfers and termination of service - Union delegations	NDA	7.2	9,097,000	9,097,000			9,097,000	9,097,000
20 01 03	Officials temporarily assigned to national civil services, to international organisations or to public or private institutions or undertakings	NDA	7.2	200,000	200,000			200,000	200,000
20 01 04	Officials in non-active status, retired in the interests of the service or dismissed	NDA	7.2	7,511,000	7,511,000			7,511,000	7,511,000
20 01 05	Personnel policy and management								
20 01 05 01	Medical service	NDA	7.2	5,414,000	5,414,000			5,414,000	5,414,000
20 01 05 02	Childcare facilities	NDA	7.2	6,170,000	6,170,000			6,170,000	6,170,000
20 01 05 03	Other social-related expenditure	NDA	7.2	5,929,000	5,929,000			5,929,000	5,929,000
20 01 05 04	Mobility	NDA	7.2	1,921,000	1,921,000			1,921,000	1,921,000
20 01 05 05	Competitions, selection and recruitment expenditure	NDA	7.2	2,210,000	2,210,000			2,210,000	2,210,000
	20 01 - Members, officials and temporary staff			2,882,349,792	2,882,349,792	-3,309,862	-3,309,862	2,879,039,930	2,879,039,930
				1,656,792	1,656,792	-1,656,792	-1,656,792		
20 02	Other staff and expenditure relating to persons								
20 02 01	External personnel - Headquarters								
20 02 01 01	Contract staff	NDA	7.2	102,264,339	102,264,339	-814,368	-814,368	102,264,339	102,264,339
				814,368	814,368				
20 02 01 02	Agency staff and technical and administrative assistance in support of different activities	NDA	7.2	12,128,293	12,128,293			12,128,293	12,128,293
20 02 01 03	National civil servants temporarily assigned to the institution	NDA	7.2	48,531,157	48,531,157			48,531,157	48,531,157
20 02 02	External personnel - Commission Representations								
20 02 02 01	Contract staff	NDA	7.2	20,566,000	20,566,000	-12,000	-12,000	20,566,000	20,566,000
				12,000	12,000				
20 02 02 02	Local agents	NDA	7.2	1,577,000	1,577,000			1,577,000	1,577,000
20 02 02 03	Agency staff	NDA	7.2	509,500	509,500			509,500	509,500
20 02 02 04	Overtime external personnel	NDA	7.2	10,000	10,000			10,000	10,000
20 02 03	External personnel - Union delegations								
20 02 03 01	Contract staff	NDA	7.2	751,000	751,000			751,000	751,000
20 02 03 02	Local staff	NDA	7.2	11,703,000	11,703,000			11,703,000	11,703,000
20 02 03 03	Agency staff	NDA	7.2	67,000	67,000			67,000	67,000
20 02 03 04	Training of junior experts and seconded national experts	NDA	7.2	2,673,000	2,673,000			2,673,000	2,673,000

	Section III - Commission	DA NDA	FF	1		2-1		2	
				DB 2025		Council's Changes on DB 2025		Council's Position on DB 2025	
				c/a	p/a	c/a	p/a	c/a	p/a
20 02 03 05	Expenses of other staff and payment for other services	NDA	7.2	513,000	513,000			513,000	513,000
20 02 04	Cost of organising graduate traineeships with the institution	NDA	7.2	13,715,000	13,715,000			13,715,000	13,715,000
20 02 05	Special advisers	NDA	7.2	1,529,000	1,529,000			1,529,000	1,529,000
20 02 06	Other management expenditure - Headquarters								
20 02 06 01	Mission and representation expenses	NDA	7.2	38,223,000	38,223,000			38,223,000	38,223,000
20 02 06 02	Meetings, expert groups and conference's expenses	NDA	7.2	10,832,400	10,832,400			10,832,400	10,832,400



	Section III - Commission	DA NDA	FF	1		2-1		2	
				DB 2025		Council's Changes on DB 2025		Council's Position on DB 2025	
				c/a	p/a	c/a	p/a	c/a	p/a
20 02	Other staff and expenditure relating to persons								
20 02 06 03	Meetings of committees	NDA	7.2	4,900,252	4,900,252			4,900,252	4,900,252
20 02 06 04	Studies and consultations	NDA	7.2	5,550,000	5,550,000			5,550,000	5,550,000
20 02 06 05	Further training and management training	NDA	7.2	10,260,000	10,260,000			10,260,000	10,260,000
20 02 07	Other management expenditure - Union delegations								
20 02 07 01	Mission and representation expenses	NDA	7.2	5,329,000	5,329,000			5,329,000	5,329,000
20 02 07 02	Further training	NDA	7.2	400,000	400,000			400,000	400,000
20 02 08	Language courses	NDA	7.2	2,310,000	2,310,000			2,310,000	2,310,000
	20 02 - Other staff and expenditure relating to persons			295,168,309	295,168,309	-826,368	-826,368	294,341,941	294,341,941
				826,368	826,368				
						-826,368	-826,368		
20 03	Administrative operating expenditure								
20 03 01	Infrastructure and logistics - Brussels								
20 03 01 01	Acquisition and renting of buildings	NDA	7.2	154,991,000	154,991,000			154,991,000	154,991,000
20 03 01 02	Expenditure related to buildings	NDA	7.2	106,669,000	106,669,000	-5,000,000	-5,000,000	101,669,000	101,669,000
20 03 01 03	Equipment and furniture	NDA	7.2	15,906,000	15,906,000			15,906,000	15,906,000
20 03 01 04	Services and other operating expenditure	NDA	7.2	8,580,000	8,580,000			8,580,000	8,580,000
20 03 02	Infrastructure and logistics - Luxembourg								
20 03 02 01	Acquisition and renting of buildings	NDA	7.2	53,323,342	53,323,342			53,323,342	53,323,342
20 03 02 02	Expenditure related to buildings	NDA	7.2	25,567,658	25,567,658			25,567,658	25,567,658
20 03 02 03	Equipment and furniture	NDA	7.2	1,725,000	1,725,000			1,725,000	1,725,000
20 03 02 04	Services and other operating expenditure	NDA	7.2	844,500	844,500			844,500	844,500
20 03 03	Infrastructure and logistics - Grange								
20 03 03 01	Acquisition and renting of buildings	NDA	7.2	90,000	90,000			90,000	90,000
20 03 03 02	Expenditure related to buildings	NDA	7.2	1,438,000	1,438,000			1,438,000	1,438,000
20 03 03 03	Equipment and furniture	NDA	7.2	556,000	556,000			556,000	556,000
20 03 03 04	Services and other operating expenditure	NDA	7.2	12,000	12,000			12,000	12,000
20 03 04	Infrastructure and logistics - Commission Representations								
20 03 04 01	Acquisition and renting of buildings	NDA	7.2	12,045,000	12,045,000			12,045,000	12,045,000
20 03 04 02	Expenditure related to buildings	NDA	7.2	7,779,000	7,779,000			7,779,000	7,779,000
20 03 04 03	Equipment and furniture	NDA	7.2	2,019,000	2,019,000			2,019,000	2,019,000
20 03 04 04	Services and other operating expenditure	NDA	7.2	449,000	449,000			449,000	449,000
20 03 05	Infrastructure and logistics - Union delegations								
20 03 05 01	Acquisition, renting and related expenditure	NDA	7.2	26,057,000	26,057,000			26,057,000	26,057,000
20 03 05 02	Expenditure related to buildings	NDA	7.2	297,000	297,000			297,000	297,000
20 03 05 03	Equipment and furniture	NDA	7.2	224,000	224,000			224,000	224,000
20 03 06	Commission building projects - Advance payments	NDA	7.2	p.m.	p.m.			p.m.	p.m.
20 03 07	Security and control expenditure								
20 03 07 01	Security and monitoring - Headquarters	NDA	7.2	17,443,000	17,443,000			17,443,000	17,443,000
20 03 07 02	Guarding of buildings - Brussels	NDA	7.2	35,860,000	35,860,000			35,860,000	35,860,000
20 03 07 03	Guarding of buildings - Luxembourg	NDA	7.2	11,007,000	11,007,000			11,007,000	11,007,000
20 03 07 04	Security - Grange	NDA	7.2	510,000	510,000			510,000	510,000
20 03 07 05	Security - Commission Representations	NDA	7.2	3,600,000	3,600,000			3,600,000	3,600,000

	Section III - Commission	DA NDA	FF	1		2-1		2	
				DB 2025		Council's Changes on DB 2025		Council's Position on DB 2025	
				c/a	p/a	c/a	p/a	c/a	p/a
20 03 07 06	Security - Union delegations	NDA	7.2	6,151,000	6,151,000			6,151,000	6,151,000
20 03 08	Publications and information								
20 03 08 01	Publications	NDA	7.2	1,081,000	1,081,000			1,081,000	1,081,000
20 03 08 02	Acquisition of data, research and information resources in support of evidence-based policymaking	NDA	7.2	2,880,000	2,880,000			2,880,000	2,880,000
20 03 08 03	Purchase of information	NDA	7.2	3,902,000	3,902,000			3,902,000	3,902,000
20 03 08 04	Union contribution for operation of the historical archives of the Union	NDA	7.2	1,648,727	1,648,727			1,648,727	1,648,727
20 03 09	Legal-related expenditure								



	Section III - Commission	DA NDA	FF	1		2-1		2	
				DB 2025		Council's Changes on DB 2025		Council's Position on DB 2025	
				c/a	p/a	c/a	p/a	c/a	p/a
20 03	Administrative operating expenditure								
20 03 09 01	Legal advice, litigation and infringements - Legal expenses	NDA	7.2	4,000,000	4,000,000			4,000,000	4,000,000
20 03 09 02	Legal expenses - Commission Representations	NDA	7.2	5,000	5,000			5,000	5,000
20 03 09 03	Damages	NDA	7.2	75,000	75,000			75,000	75,000
20 03 09 04	Requests for damages resulting from legal proceedings against the Commission's decisions in the field of competition policy	NDA	7.2	p.m.	p.m.			p.m.	p.m.
20 03 10	Treasury-related expenditure								
20 03 10 01	Financial charges	NDA	7.2	446,300	446,300			446,300	446,300
20 03 10 02	Treasury management	NDA	7.2	p.m.	p.m.			p.m.	p.m.
20 03 10 03	Exceptional crisis expenditure	NDA	7.2	p.m.	p.m.			p.m.	p.m.
20 03 11	Interpretation								
20 03 11 01	Interpretation expenditure	NDA	7.2	15,264,000	15,264,000			15,264,000	15,264,000
20 03 11 02	Professional support	NDA	7.2	150,000	150,000			150,000	150,000
20 03 11 03	Interinstitutional cooperation - Interpretation	NDA	7.2	80,000	80,000			80,000	80,000
20 03 12	Conferences organisation								
20 03 12 01	Technical equipment and services for the Commission conference rooms	NDA	7.2	8,000,000	8,000,000			8,000,000	8,000,000
20 03 12 02	Expenditure for conferences organisation	NDA	7.2	p.m.	p.m.			p.m.	p.m.
20 03 13	Translation								
20 03 13 01	Translation expenditure	NDA	7.2	20,000,000	20,000,000			20,000,000	20,000,000
20 03 13 02	Interinstitutional cooperation - Translation	NDA	7.2	p.m.	p.m.			p.m.	p.m.
20 03 14	Various contributions								
20 03 14 01	Euratom contribution for operation of the Euratom Supply Agency	NDA	7.2	282,940	282,940			282,940	282,940
20 03 14 72	European Research Executive Agency - Contribution for the implementation of the Research Programme of the Research Fund for Coal and Steel and non-research programmes	NDA	7.2	2,247,000	2,247,000			2,247,000	2,247,000
20 03 15	Interinstitutional offices								
20 03 15 01	Publications Office	NDA	7.2	120,258,000	120,258,000	-478,776	-478,776	120,258,000	120,258,000
				478,776	478,776				
20 03 15 02	European Personnel Selection Office	NDA	7.2	28,716,550	28,716,550	-10,224	-10,224	28,716,550	28,716,550
				10,224	10,224				
20 03 16	Administrative offices								
20 03 16 01	Office for Administration and Payment of Individual Entitlements	NDA	7.2	56,368,964	56,368,964	-110,112	-110,112	56,368,964	56,368,964
				110,112	110,112				
20 03 16 02	Office for Infrastructure and Logistics - Brussels	NDA	7.2	99,066,292	99,066,292			99,066,292	99,066,292
20 03 16 03	Office for Infrastructure and Logistics - Luxembourg	NDA	7.2	32,546,200	32,546,200	-684,792	-684,792	32,546,200	32,546,200
				684,792	684,792				
20 03 17	European Anti-Fraud Office (OLAF)	NDA	7.2	70,522,974	70,522,974	-4,224	-4,224	70,518,750	70,518,750
				4,224	4,224				
20 03 18	Expenditure resulting from the mandate of the Supervisory Committee of the European Anti-Fraud Office	NDA	7.2	200,000	200,000			200,000	200,000
	20 03 - Administrative operating expenditure			962,168,351	962,168,351	-6,288,128	-6,288,128	955,880,223	955,880,223
				1,288,128	1,288,128	-1,288,128	-1,288,128		
20 04	Information and communication technology-related expenditure								
20 04 01	Information systems	NDA	7.2	86,064,550	86,064,550			86,064,550	86,064,550
20 04 02	Digital workplace	NDA	7.2	41,109,382	41,109,382			41,109,382	41,109,382
20 04 03	Data Centre and networking services	NDA	7.2	102,956,351	102,956,351			102,956,351	102,956,351
20 04 04	Cybersecurity Service for the Union institutions, bodies, offices and agencies (CERT-EU)	NDA	7.2	8,921,000	8,921,000			8,921,000	8,921,000

	Section III - Commission	DA NDA	FF	1		2-1		2	
				DB 2025		Council's Changes on DB 2025		Council's Position on DB 2025	
				c/a	p/a	c/a	p/a	c/a	p/a
	20 04 - Information and communication technology-related expenditure			239,051,283	239,051,283			239,051,283	239,051,283
20 10	Decentralised agencies	NDA	7.2						
20 10 01	Translation Centre for bodies of the European Union			p.m.	p.m.			p.m.	p.m.
	20 10 - Decentralised agencies							p.m.	p.m.
20 - Administrative expenditure of the European Commission				4,378,737,735	4,378,737,735	-10,424,358	-10,424,358	4,368,313,377	4,368,313,377
				3,771,288	3,771,288	-3,771,288	-3,771,288		


21 - European Schools and Pensions

	Section III - Commission	DA NDA	FF	1		2-1		2	
				DB 2025		Council's Changes on DB 2025		Council's Position on DB 2025	
				c/a	p/a	c/a	p/a	c/a	p/a
21 01	Pensions	NDA	7.1	2,728,277,000	2,728,277,000			2,728,277,000	2,728,277,000
21 01 01	Pensions and allowances								
21 01 02	Pensions of former Members - Institutions	NDA	7.1	21,614,000	21,614,000			21,614,000	21,614,000
21 01 02 01	Pensions of former Members of the European Parliament								
21 01 02 02	Pensions of former Presidents of the European Council and of former Secretaries-General of the Council of the European Union	NDA	7.1	778,000	778,000			778,000	778,000
21 01 02 03	Pensions of former Members of the Commission	NDA	7.1	11,506,000	11,506,000			11,506,000	11,506,000
21 01 02 04	Pensions of former Members of the Court of Justice of the European Union	NDA	7.1	18,881,000	18,881,000			18,881,000	18,881,000
21 01 02 05	Pensions of former Members of the Court of Auditors	NDA	7.1	7,639,000	7,639,000			7,639,000	7,639,000
21 01 02 06	Pensions of former European Ombudsmen	NDA	7.1	310,000	310,000			310,000	310,000
21 01 02 07	Pensions of former European Data Protection Supervisors	NDA	7.1	372,000	372,000			372,000	372,000
21 01 - Pensions				2,789,377,000	2,789,377,000			2,789,377,000	2,789,377,000
21 02	European Schools	NDA	7.1	17,131,832	17,131,832			17,131,832	17,131,832
21 02 01	Union contribution to the Type 1 European Schools								
21 02 01 01	Office of the Secretary-General of the European Schools (Brussels)	NDA	7.1	45,491,881	45,491,881			45,491,881	45,491,881
21 02 01 02	Brussels I (Uccle)	NDA	7.1	42,037,830	42,037,830			42,037,830	42,037,830
21 02 01 03	Brussels II (Woluwe)	NDA	7.1	35,358,146	35,358,146			35,358,146	35,358,146
21 02 01 04	Brussels III (Ixelles)	NDA	7.1	33,138,118	33,138,118			33,138,118	33,138,118
21 02 01 05	Brussels IV (Laeken)	NDA	7.1	22,651,240	22,651,240			22,651,240	22,651,240
21 02 01 06	Luxembourg I	NDA	7.1	17,579,755	17,579,755			17,579,755	17,579,755
21 02 01 07	Luxembourg II	NDA	7.1	10,941,433	10,941,433			10,941,433	10,941,433
21 02 01 08	Mol (BE)	NDA	7.1	8,889,690	8,889,690			8,889,690	8,889,690
21 02 01 09	Frankfurt am Main (DE)	NDA	7.1	5,699,313	5,699,313			5,699,313	5,699,313
21 02 01 10	Karlsruhe (DE)	NDA	7.1	557,710	557,710			557,710	557,710
21 02 01 11	Munich (DE)	NDA	7.1	1,531,640	1,531,640			1,531,640	1,531,640
21 02 01 12	Alicante (ES)	NDA	7.1	14,847,040	14,847,040			14,847,040	14,847,040
21 02 01 13	Varese (IT)	NDA	7.1	4,471,000	4,471,000			4,471,000	4,471,000
21 02 01 14	Bergen (NL)	NDA	7.1	p.m.	p.m.			p.m.	p.m.
21 02 01 15	Culham (UK)	NDA	7.1	p.m.	p.m.			p.m.	p.m.
21 02 01 16	Brussels V (Evere)	NDA	7.1	1,300,000	1,300,000			1,300,000	1,300,000
21 02 02	Union contribution to the Type 2 European Schools	NDA	7.1	261,626,628	261,626,628			261,626,628	261,626,628
21 02 - European Schools				3,051,003,628	3,051,003,628			3,051,003,628	3,051,003,628
21 - European Schools and Pensions									

30 - Reserves

30 01	Reserves for administrative expenditure	NDA	O.0	3,771,288	3,771,288	-3,771,288	-3,771,288	p.m.	p.m.
30 01 01	Administrative reserve								
30 01 02	Contingency reserve	NDA	7.2	p.m.	p.m.			p.m.	p.m.
30 01 - Reserves for administrative expenditure				3,771,288	3,771,288	-3,771,288	-3,771,288	p.m.	p.m.
30 02	Reserves for operational expenditure	NDA	O.0	p.m.	p.m.			p.m.	p.m.
30 02 01	Non-differentiated appropriations								
30 02 02	Differentiated appropriations	DA	O.0	183,131,723	164,457,723			183,131,723	164,457,723
30 02 - Reserves for operational expenditure				183,131,723	164,457,723			183,131,723	164,457,723

	Section III - Commission	DA NDA	FF	1		2-1		2	
				DB 2025		Council's Changes on DB 2025		Council's Position on DB 2025	
				c/a	p/a	c/a	p/a	c/a	p/a
30 03	Negative reserve	DA	O.0						
30 03 01	Negative reserve			p.m.	p.m.			p.m.	p.m.
	30 03 - Negative reserve			p.m.	p.m.			p.m.	p.m.
30 04	Solidarity mechanisms (special instruments)	DA	S.0						
30 04 01	Solidarity and Emergency Aid Reserve (SEAR)								
30 04 01 01	European Solidarity Reserve			1,117,064,638	1,117,064,638			1,117,064,638	1,117,064,638
30 04 01 02	Emergency Aid Reserve	DA	S.0	583,532,319	583,532,319			583,532,319	583,532,319
30 04 02	Reserve for the European Globalisation Adjustment Fund for Displaced Workers (EGF)	DA	S.0	34,460,570	p.m.			34,460,570	p.m.



	Section III - Commission	DA NDA	FF	1		2-1		2	
				DB 2025		Council's Changes on DB 2025		Council's Position on DB 2025	
				c/a	p/a	c/a	p/a	c/a	p/a
30 04	Solidarity mechanisms (special instruments)	DA	S.0	564,421,910	564,421,910			564,421,910	564,421,910
30 04 03	Brexit Adjustment Reserve (BAR)								
	30 04 - Solidarity mechanisms (special instruments)			2,299,479,437	2,265,018,867			2,299,479,437	2,265,018,867
	30 - Reserves			2,486,382,448	2,433,247,878	-3,771,288	-3,771,288	2,482,611,160	2,429,476,590
	Section III - Commission			194,345,286,004	147,331,213,504	-1,511,621,783	-867,530,640	192,833,664,221	146,463,682,864
				186,903,011	168,229,011	-3,771,288	-3,771,288	183,131,723	164,457,723

