



Council of the  
European Union

Brussels, 26 June 2020  
(OR. en)

9150/20  
ADD 4

FIN 406

#### COVER NOTE

---

From:	Secretary-General of the European Commission, signed by Mr Jordi AYET PUIGARNAU, Director
date of receipt:	25 June 2020
To:	Mr Jeppe TRANHOLM-MIKKELSEN, Secretary-General of the Council of the European Union

---

No. Cion doc.:	COM(2020) 265 final - ANNEX 1 PART 2/3
Subject:	ANNEX 1 to the Report from the Commission to the European Parliament, the Council and the Court of Auditors: 2019 Annual Management and Performance Report for the EU Budget

---

Delegations will find attached document [COM\(2020\) 265 final - ANNEX 1 PART 2/3](#).

---

Encl.: [COM\(2020\) 265 final - ANNEX 1 PART 2/3](#)



Brussels, 24.6.2020  
COM(2020) 265 final

ANNEX 1 – PART 2/3

**ANNEX**

*to the*

**REPORT FROM THE COMMISSION  
TO THE EUROPEAN PARLIAMENT, THE COUNCIL AND THE COURT OF  
AUDITORS**

**2019 Annual Management and Performance Report for the EU Budget**

**LEGAL BASIS**

Decision (EU) 2015/2240 of the European Parliament and of the Council

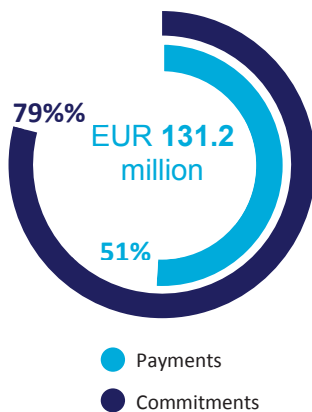
**MORE INFORMATION**

[https://ec.europa.eu/isa2/home\\_en](https://ec.europa.eu/isa2/home_en)

**FINANCIAL PROGRAMMING**

(million EUR)

2016	24.8
2017	25.5
2018	26.2
2019	27.1
2020	27.5
<b>Total</b>	<b>131.2</b>

**OVERALL EXECUTION (2014-2019)****Evaluations/ studies conducted**

The report on the results of the interim evaluation of the programme was published in September 2019. For further information, please consult:

<https://europa.eu/!Hm94yh>

**How is it implemented?**

The Directorate-General for Informatics is the lead DG for the implementation of the programme. The programme is implemented through direct management, mainly through public procurement.

# ISA<sup>2</sup>

## INTEROPERABILITY SOLUTIONS AND COMMON FRAMEWORKS FOR EUROPEAN PUBLIC ADMINISTRATION, BUSINESSES AND CITIZENS

**What is ISA<sup>2</sup>?**

The ISA<sup>2</sup> programme is aimed at further facilitating efficient and effective electronic interactions, across borders or across sectors, between public administrations in the European Union and between them and citizens and businesses, in order to enable the delivery of electronic public services and to support the implementation of EU policies and activities. The programme develops interoperability solutions autonomously or to complement and support other EU initiatives.

ISA<sup>2</sup> supports 54 actions focused on the development of tools, services and frameworks in the area of digital government. The actions are organised into nine work packages defined by the annual rolling work programme.

**Specific objectives**

- To facilitate efficient and effective electronic cross-border or cross-sector interaction between European public administrations and between them and citizens and businesses, in order to enable the delivery of electronic public services supporting the implementation of European Union policies and activities.

**Why is it necessary?**

ISA<sup>2</sup> continues to capitalise on the results of the previous ISA programme, broadening its scope to the interactions between public administrations, citizens and businesses. Some important contributions from the ISA<sup>2</sup> programme include the following.

- Interoperability is a necessary condition for the modernisation of public administrations, in particular for one-stop shops, the once-only principle and end-to-end services.
- Actions identified as being fundamental to the digital single market initiative, such as the new European interoperability framework and the European catalogue of standards, are supported by the ISA<sup>2</sup> programme, preventing the emergence of electronic barriers.
- Almost all EU policies depend for their implementation on the availability of information and communications technology systems that support interconnection between Member

States' administrations. ISA<sup>2</sup> supports the implementation of interoperable systems either through funding or by providing tools to help the interconnection and implementation of these systems.



**Outlook for the 2021-2027 period**

The Commission proposed to include this programme within the new digital Europe programme for the next multiannual financial framework.

**Voted budget execution (in million EUR)**

EXECUTED COMMITMENTS		EXECUTED PAYMENTS	
25.5	2017	14.9	
26.2	2018	24.1	
27.1	2019	24.6	

## Key performance indicators

	Baseline	PROGRESS TOWARDS THE TARGET	Target	Results
Key interoperability enablers	3	 > 100%	10	11 compared to a target of 10
Supporting instruments for public administration	4	 100%	13	13 out of 13

 % of target achieved by the end of 2018

## Where are we in the implementation?

- The implementation of ISA<sup>2</sup> has been efficient. The 2019 work programme was carried out as planned and no delays or unforeseen events impacted the delivery of its objectives.
- ISA<sup>2</sup> funding was mainly channelled towards supporting instruments for:
  - public administrations (EUR 6 million), such as the new interoperability academy action, which aims at supporting regional and local governments in the implementation of interoperability through alignment with the European interoperability framework and developing digital skills in interoperability to address users' different professional needs;
  - EU policies (EUR 8 million), such as the common information-sharing environment for the maritime domain action and systems for the implementation of the single digital gateway regulation.

## Performance assessment

- The Commission's report on the results of the interim evaluation of the ISA<sup>2</sup> programme confirms that it performs well in relation to all evaluation criteria (relevance, effectiveness, efficiency, coherence, EU added value, utility and sustainability). The objectives pursued by ISA<sup>2</sup> are still pertinent, and the results achieved so far are aligned with these objectives. Stakeholders agree that ISA<sup>2</sup> plays a central role in improving the interoperability landscape in the EU and fostering the information and communications technology-based modernisation of the public sector in Europe.
- ISA<sup>2</sup>'s key performance indicators confirm that the programme has performed well. Concerning the number of key interoperability enablers, the programme outperformed the expected milestones. This is explained by rates of government interoperability acceptance and technological progress that have exceeded initial expectations. Indeed, Member States are creating an increasing level of demand for intensified common investment in interoperability enablers.
- Significant efforts were made in 2019 to address the following identified areas for possible improvement.
  - **Awareness raising.** ISA<sup>2</sup> actively engaged with stakeholders across 11 countries from all levels of public administration, businesses, small and medium-sized enterprises and start-ups at numerous events (e.g. Smart Cities, Regions Week, StartUp Europe and WebSummit). Furthermore, with a view to reaching a broader audience, ISA<sup>2</sup> intensified its cooperation with other EU programmes, such as the Connecting Europe Facility, the structural reforms programme and Horizon 2020, by jointly organising events, sharing results and providing advice and support.
  - **User-centricity.** User-centricity for existing and future users was a key consideration for the submission and assessment of proposals for the 2020 ISA<sup>2</sup> work programme. In this context, for some of the existing solutions – such as JoinUp – more agile support to better fit users' needs is now available. Other actions, such as the legal interoperability ISA<sup>2</sup> action, invite the potential users of their future solution to participate in the design phase.
  - **Sustainability.** To maintain the programme's uptake, synergies were identified with various national initiatives.
- The proposal for a regulation establishing the digital Europe programme for 2021-2027 (COM(2018) 434) covers the scope of ISA<sup>2</sup>, taking into account the recommendations from the interim evaluation. The funding for these ISA<sup>2</sup> solutions will thus be maintained after 2020.

## Concrete examples of achievements

30	2	4	203	4	54
events were participated in by ISA <sup>2</sup> in 2019 to increase its outreach.	EU-wide initiatives supported by ISA <sup>2</sup> aim at a holistic interoperability approach in the EU (i.e. the European interoperability framework and digital public administration).	of the pillars of the 'European location interoperability solutions for e-government' action (studies, frameworks and solutions, reports and events) benefit the EU through effective and usable public digital services, improved spatial awareness and analytical skills, and better support for the policy life cycle.	EU initiatives were screened for potential information and communications technology and interoperability impact using the legal interoperability screening methodology.	core vocabularies have been developed by ISA <sup>2</sup> to facilitate efficient and effective electronic cross-border or cross-sector interaction between (a) EU public administrations and (b) public administrations and businesses and citizens.	actions have been supported that focus on developing digital solutions in the interoperability area.

## LEGAL BASIS

Regulation (EU) 2017/1951 of the European Parliament and of the Council

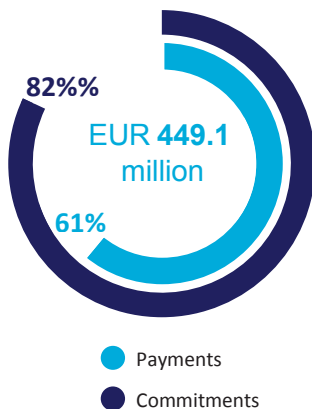
## MORE INFORMATION

<http://europa.eu/!PF77Td>

## FINANCIAL PROGRAMMING

(million EUR)

2014	56.3
2015	57.8
2016	59.4
2017	61.1
2018	61.7
2019	75.5
2020	77.3
<b>Total</b>	<b>449.1</b>

OVERALL EXECUTION  
(2014-2019)Evaluations/  
studies conducted

For further information on evaluations of the European statistical programmes please consult: <http://europa.eu/!uB67Wp>

How is it  
implemented?

The programme is implemented by Eurostat, the statistical office of the European Union.

## STATISTICAL PROGRAMME

## EUROPEAN STATISTICAL PROGRAMME

## What is the statistical programme?

Political decision-makers and actors in the market constantly need statistics in order to make decisions and monitor and evaluate their implementation. Statistics provide an essential basis for democracies and modern economies to function soundly and efficiently. The EU needs a high-quality statistical information service in order to fulfil its mission. European statistics must be reliable, timely, independent of political influence and provided in a convenient form for users. Together with the national statistical authorities and other national authorities responsible in each Member State for the development, production and dissemination of European statistics, Eurostat has created a partnership called the European Statistical System. This partnership also includes the European Economic Area countries. Member States collect data and compile statistics for national and EU purposes.

The EU's strategic objectives rely on European statistical data in order to provide evidence-based EU policy definition, implementation, monitoring and evaluation. The European statistical programme is designed to provide high-quality statistical information in a timely manner, while maintaining a balance between economic, social and environmental fields, and to serve the needs of the wide range of users of European statistics, including other decision-makers, researchers, businesses and European citizens in general, in a cost-effective manner without unnecessary duplication of effort.



## Specific objectives

- To provide statistical information, in a timely manner, to support the development, monitoring and evaluation of the policies of the EU, ensuring that they properly reflect priorities, while maintaining a balance between economic, social and environmental fields and serving the needs of the wide range of users of European statistics, including other decision-makers, researchers, businesses and European citizens in general, in a cost-effective manner and without unnecessary duplication of effort.
- To implement new methods of production of European statistics that aim to achieve gains in efficiency and improvements in quality.
- To strengthen the partnership within the European Statistical System and beyond in order to further enhance its productivity and its leading role in official statistics worldwide.
- To ensure that delivery of statistics is kept consistent throughout the whole duration of the programme and does not interfere with the priority-setting mechanisms of

## Why is it necessary?

A coordinated approach to the development, production and dissemination of European statistics – as provided for in the European statistical programme – guarantees the coherence, comparability and common quality standards required for statistics that are relevant for EU activities. The European Statistical System facilitates the sharing of knowledge and best practices across Member States and the development of new technologies, common tools and collaborative networks with a view to taking advantage of

possible synergies and avoiding duplication of effort, thus paving the way for a modern production system equipped to meet future challenges. Efforts to harmonise, streamline and regulate can best be initiated at the EU level, where such projects can be carried out with optimal efficiency.






## Outlook for the 2021-2027 period

The Commission proposed the inclusion of this programme within the new single market programme for the next multiannual financial

## Voted budget execution (in million EUR)

EXECUTED COMMITMENTS		EXECUTED PAYMENTS	
60.6	2017	54.3	
61.6	2018	62.0	
75.4	2019	55.7	

## Key performance indicators

	Baseline	PROGRESS TOWARDS THE TARGET	Target	Results
Number of data extractions made from Eurostat reference database by external users	7.9 m	 >100%	8.7 m	18.3 million data extractions made compared to a target of 8.7 million
Achievements of specific objective 1 as percentage of the outputs related to it <sup>(1)</sup>		 94%	100%	94% out of 100%
Achievements of specific objective 2 as percentage of the outputs related to it <sup>(1)</sup>		 89%	100%	89% out of 100%
Average punctuality of statistics (on foreign trade with countries outside the EU) sent by Member States to Eurostat <sup>(1)</sup>		 100%	> 0	sent 2 days in advance of deadline
Achievements of specific objective 3 as percentage of the outputs related to it <sup>(1)</sup>		 95%	100%	95% out of 100%

 % of target achieved by the end of 2019

<sup>(1)</sup> Average of results for 2014-2019.

## Where are we in the implementation?

- The extension of the programme to 2020 paved the way for a range of ambitious actions to give the European Statistical System greater capacity and flexibility. In addressing high-level requests from policymakers, the European statistical programme extension included measures for higher-quality, timelier statistics to support the Commission's political priorities and the European Parliament's political agenda.
- The 2019-2020 work programme aims at advancing towards the completion of the European Statistical System vision 2020 strategy. The strategy was adopted to cope with the challenges that the production of official statistics faces and identifies five key areas in which common action is needed in order for European statistics to be 'fit for the future': (1) user needs, (2) data sources, (3) quality assurance, (4) partnership and (5) dissemination and communication. The strategy is progressing with the implementation of common projects carried out in the European Statistical System, to be completed in 2020.

## Performance assessment

- The implementation of the European statistical programme is progressing well, producing significant results under the programme's different objectives as indicated by the indicators of the 'Achievements of specific objective x as percentage of the outputs related to it' (indicators 2, 3 and 5). The performance indicators all show a positive trend.
- The statistical coverage, measured by the number of different statistics published on the Eurostat website, has increased by around 15%, with stable human resources. This shows a rise in efficiency in the production processes, which is necessary to cover new demands for statistics. At the same time, the share of statistics for which long-term series are available has also increased, allowing users to make comparisons with the past for their analysis of the phenomena described by such statistics.
- The indicators show also an increase in the quality of the data. The timeliness of the main quarterly and monthly statistics has improved: they are released more promptly. Even for those statistics for which the target for improving timeliness has not been reached, such as the principle European economic indicators, the situation has improved, with a reduced delay.

## Concrete examples of achievements

- Through new initiatives, Eurostat contributed towards implementing a resilient energy union with a forward-looking climate change policy. For the first time, Eurostat published energy footprint estimates for the EU. These data show the energy used throughout the production of goods and services right up to the final product, the final user and the type of final use (consumption, investment or export). The footprint data show the spillover effects of EU energy demand on the rest of the world. Eurostat also contributed to the development of harmonised risk indicators on the sustainable use of pesticides. It published methodological guidelines and tools for calculating the harmonised risk indicators, to assist Member States in fulfilling their obligations under Directive 2009/128/EC.
- The preparation of Eurostat's Trusted Smart Statistics Centre advanced. It aims at sustaining the production of official statistics based on new data sources (such as sensors and the internet) and technologies (such as Trusted Smart Surveys), which will complement existing statistics or produce new statistics to support the Commission's main political priorities. This will provide added value to users through improved timeliness, fill in statistical data gaps and make statistical services more flexible in order to adapt to new challenges.

**LEGAL BASIS**

Regulation (EU) 2017/827 of the European Parliament and of the Council

**MORE INFORMATION**

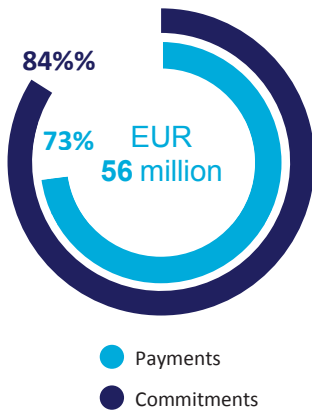
<http://europa.eu/!pN89Jp>

**FINANCIAL PROGRAMMING**

(million EUR)

2014	6.8
2015	8.0
2016	8.1
2017	8.2
2018	8.2
2019	7.9
2020	8.8
<b>Total</b>	<b>56.0</b>

**OVERALL EXECUTION (2014-2019)**



**Evaluations/ studies conducted**

The relevant findings of the implementation of the programme are submitted in the form of annual reports to the European Parliament and the Council. The most recent report on the activities of the IFRS Foundation, the European Financial Reporting Advisory Group and the Public Interest Oversight Board is available here: <https://europa.eu/!GQ94fK>

**How is it implemented?**

DG Financial Stability, Financial Services and Capital Markets Union is the lead DG for the implementation of the programme. The programme is implemented through direct management

(grants) and co-financing of operations of organisations (their annual work programmes).

**Why is it necessary?**

In a global economy, there is a need for a global accounting language. International Financial Reporting Standards (IFRS) developed by the International Accounting Standards Board are adopted and used in many jurisdictions around the world. The IFRS also play a major role in the functioning of the EU internal market. EU law requires companies with securities (shares and bonds) listed on European regulated markets to prepare their financial reports in accordance with the IFRS. Therefore, the EU has a direct interest in ensuring that the standards are developed through a transparent and democratically accountable process. To

**Voted budget execution (in million EUR)**

EXECUTED COMMITMENTS		EXECUTED PAYMENTS	
8.2	2017	7.1	2017
8.2	2018	7.7	2018
7.9	2019	6.8	2019

# FINANCIAL REPORTING

## SPECIFIC ACTIVITIES IN THE FIELD OF FINANCIAL REPORTING AND AUDITING

### What is the financial reporting programme?

The programme involves co-financing the activities of three organisations operating in the field of financial reporting and auditing, namely the International Financial Reporting Standards Foundation (IFRS Foundation), the European Financial Reporting Advisory Group and the Public Interest Oversight Board. The IFRS Foundation develops international accounting standards via its International Accounting Standards Board, while the European Financial Reporting Advisory Group ensures that the EU is speaking with one voice and that the interests of the EU are adequately taken into consideration in that process. In addition, the European Financial Reporting Advisory Group provides the European Commission with endorsement advice on new or modified standards. The Public Interest Oversight Board is responsible for monitoring the international standard-setting process in the areas of audit and assurance, education and ethics.



### Specific objectives



- To improve the conditions for the efficient functioning of the internal market by supporting the transparent and independent development of international financial reporting and auditing standards.

ensure that global standards are of high quality and compatible with EU law, it is also essential that the interests of the EU are adequately taken into account in the international standard-setting process. Regarding auditing, it is important to ensure that the standard-setting activities of the International Federation of Accountants are properly responsive to the public interests. The funding programme contributes to ensuring highly reliable financial reporting by companies. This in turn facilitates the optimal allocation of savings and the reduction of the cost of capital for companies in the EU and elsewhere.

### Outlook for the 2021-2027 period



## Key performance indicators

	Baseline	PROGRESS TOWARDS THE TARGET	Target	Results
Number of countries using IFRS	128	 > 100%	150	156 countries compared to a target of 150
Number of standards endorsed in the EU compared to the number issued by the International Accounting Standards Board	89%	 64%	100%	96% out of 100% of standards endorsed

■ % of target achieved by the end of 2018

## Where are we in the implementation?

- The programme involves co-financing the activities of three organisations, namely the IFRS Foundation and its International Accounting Standards Board, the European Financial Reporting Advisory Group and the Public Interest Oversight Board.
- The IFRS Foundation continues to adhere to its 2017-2019 work programme and has issued four major standards through the International Accounting Standards Board: IFRS 9 – Financial Instruments, IFRS 15 – Revenue from Contracts with Customers, IFRS 16 – Leases and IFRS 17 – Insurance Contracts.
- In 2019, the International Accounting Standards Board also revised its new standard, IFRS 17 – Insurance Contracts, at the request of major stakeholders, including the EU. In addition, it continued to work on the project to enhance the presentation of primary financial statements.
- In 2019, as part of the Commission's 2018 action plan on financing sustainable growth, the scope of the European Financial Reporting Advisory Group's work was widened with the establishment of the European Corporate Reporting Lab, which became operational in February 2019 when the lab's Task Force on Climate-Related Reporting started its work.
- The Public Interest Oversight Board continued to carry out its function of oversight of the International Auditing and Assurance Standards Board and the International Ethics Standards Boards for Accountants, while the International Accounting Education Standards Board ceased to exist in 2019 with the completion of its work plan.

## Performance assessment

- The European Commission published a report assessing the achievements of the funding programme in October 2019. The report confirmed the overall pertinence and coherence of the programme, the effectiveness of its execution and the overall and individual effectiveness of the beneficiaries' work programmes. It concluded that the EU funding programme remains fully justified in the context of the EU's efforts to establish a capital markets union and to safeguard financial stability.
- The programme's performance as measured by its indicators continues to meet expectations. More countries than expected are using the IFRS and EU endorsement of International Accounting Standards Board standards is maintained at a high level.
- The funding programme contributes to highly reliable corporate reporting by companies. This in turn facilitates the optimal allocation of savings and the reduction of the cost of capital for companies in the EU and elsewhere.
- The programme has contributed to the recognition of the IFRS Foundation as a global reference body for the development of high-quality accounting standards, thereby also increasing the EU's influence in this regard. IFRS are required for all or most domestic publicly accountable entities in 144 out of 166 analysed jurisdictions. The remaining jurisdictions permit the use of IFRS. The international acceptance ultimately indirectly fosters the ability of European companies to trade, raise capital and expand internationally while benefiting from administrative savings.
- Safeguarding of EU interests is further supported by the European Financial Reporting Advisory Group having provided qualitative endorsement advice on new or modified standards and monitoring the standard-setting activities undertaken by the International Accounting Standards Board. The programme has contributed to strengthening the capacity of the European Financial Reporting Advisory Group to carry out EU-wide impact assessments of the broader economic consequences of new IFRS.
- The programme's intention to secure national financing for the IFRS Foundation proportionate to a country's gross domestic product has not been successful. Funding diversification has, however, increased the credibility and technical capability of beneficiaries.
- In the future, the European action plan on financing sustainable growth will require stricter scrutiny of the sustainability impact of the European Financial Reporting Advisory Group activities, which has not been sufficiently taken into account yet, since IFRS setting does not take a broader impact into account.

## Concrete examples of achievements

IFRS Foundation	European Financial Reporting Advisory Group	Public Interest Oversight Board
experienced a number of achievements in 2019, the main ones including: (1) the publication by the International Accounting Standards Board of a summary report on its post-implementation review of IFRS 13 – Fair Value Measurement; (2) the International Accounting Standards Board's start of the comprehensive review of the IFRS for SMEs Standard; and (3) the publication of the IFRS Taxonomy 2019.	carried out important preliminary technical analyses on IFRS 17 and on the interest rate benchmark reform (Phase 1) and on their effects on financial reporting in 2019. It also completed its research work on the consequences of IFRS 9 on long-term investment and provided a final report to the Commission in January 2020.	actively supported the Monitoring Group during 2019 – of which the European Commission is a member – which is developing a comprehensive reform package in the field of standard setting in audits and ethics for accountants. In order to increase transparency, the Public Interest Oversight Board is now consistently publishing its recommendations and launched a new website on 13 December 2019.



## LEGAL BASIS

Regulation (EU) 2017/826 of the European Parliament and of the Council

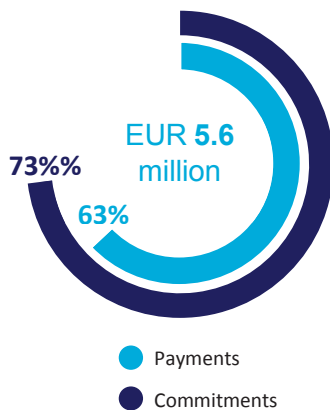
## MORE INFORMATION

<http://europa.eu/!pD79WW>

## FINANCIAL PROGRAMMING

(million EUR)

2017	1.1
2018	1.5
2019	1.5
2020	1.5
<b>Total</b>	<b>5.6</b>

OVERALL EXECUTION  
(2014-2019)Evaluations/  
studies conducted

A thorough assessment of the programme is currently ongoing and the results are expected in 2020.

How is it  
implemented?

DG Financial Stability, Financial Services and Capital Markets Union is the lead DG for the implementation of the programme. The programme is managed through grants co-financing actions proposed by the organisations.

## CONSUMER INVOLVEMENT

## ENHANCING CONSUMER INVOLVEMENT IN EU POLICYMAKING IN THE FIELD OF FINANCIAL SERVICES

## What is the consumer involvement programme?

A well-functioning and trustworthy financial services sector is a key component of the internal market and its cross-border capabilities. It requires a solid framework for regulation and supervision, which simultaneously ensures financial stability and supports a sustainable economy. At the same time, a well-functioning and trustworthy financial services sector should provide a high level of protection to consumers and other end users of financial services, including retail investors, savers, insurance policy holders, pension fund members and beneficiaries, individual shareholders, borrowers and small to medium-sized enterprises.

The programme aims at involving consumers and other end users of financial services in EU and relevant multilateral policymaking in the area of financial services, along with informing them about issues at stake in the financial sector.

The following activities are co-financed by the programme:

- research activities, including production of own research and data, and development of expertise;
- engaging with consumers and other financial services end users, by liaising with existing consumer networks and helplines in Member States in order to identify issues relevant for EU policymaking for the protection of the interests of consumers in the area of financial services;
- activities for raising awareness, information dissemination activities and the provision of financial education and training, directly or through the national members, including to a wide audience of consumers, other financial services end users and non-experts;
- activities reinforcing the interactions between the members of the two beneficiary organisations (Better Finance and Finance Watch) along with advocacy and policy advice activities strengthening the positions of those members at EU level and fostering the public and general interest in financial and EU regulation.



## Specific objectives

- To further enhance the participation and involvement of consumers and other financial services end users in EU and relevant multilateral policymaking in the area of financial

## Why is it necessary?

The new regulation establishing an EU programme for the period 2017-2020 follows on from a previous pilot project and preparatory action which were positively evaluated in 2015. In particular, the evaluation positively assessed the EU added value of the previous pilot project and preparatory action which filled a gap as national organisations dealing with all kinds of consumer issues lack technical expertise and cannot cover such a broad scope of policy areas related to financial services.



n to consumers and other financial services end users. Since these policy areas tend to be highly technical and unintelligible to the general public, the broad expertise required to achieve the policy objectives is not yet available at the national level. In addition, no other similar organisations have been identified at EU level.

The regulation complies with the subsidiarity principle since its objectives cannot be sufficiently achieved by the Member States and can, by virtue of the scale and the effect of the envisaged action, be better achieved at EU level.

## Voted budget execution (in million EUR)

EXECUTED COMMITMENTS		EXECUTED PAYMENTS	
1.1	2017	0.7	
1.5	2018	1.3	
1.5	2019	1.5	

## Key performance indicators

	Baseline	PROGRESS TOWARDS THE TARGET	Target	Results
Number of position papers and responses to public consultations <sup>(1)</sup>		 > 100%	60	77 position papers and responses compared to a target of 60
Number of Twitter followers <sup>(2)</sup>		 > 100%	4 400	10 717 Twitter followers compared to a target of 4 400

 % of target achieved by the end of 2019

<sup>(1)</sup> Cumulative results for 2014-2020.

<sup>(2)</sup> Average of results for 2014-2020.

## Where are we in the implementation?

- The programme is implemented through grants to two non-profit organisations specified in Regulation (EU) 2017/826: Better Finance, a European federation of investors, shareholders and financial services users, who are independent from the financial industry; and Finance Watch, a non-profit association intended to strengthen the voice of consumers and end users of financial services and to defend their interests in the financial sector.
- The two beneficiaries contributed effectively to the objectives of the programme by performing research, advocacy and awareness raising in relation to a comprehensive range of EU financial legislation.
- Finance Watch invested its efforts in 2019 in further specialising in sustainable finance and digital matters (namely Libra cryptocurrency).
- Better Finance continued in 2019 to work on its research on pensions, investment funds and algorithm-based investing (robo-investing).
- The programme's annual financial allocation remains at a modest budget of EUR 1.5 million.

## Performance assessment

- An assessment of the programme's implementation and achievements is expected to be finalised in 2020. Preliminary results point towards a positive contribution by both beneficiaries towards producing research aimed at measuring the impact of policies on consumers and then using this research to advocate for policy options that benefit users of financial services. This indicates a positive contribution towards EU policymaking.
- The preliminary results of the assessment also indicate that ensuring the involvement of citizens in financial policy matters continues to be a challenge and that their involvement needs to receive continued support through the two beneficiaries.
- In the first half of 2019, both beneficiaries dedicated their efforts to awareness raising in view of the European Parliament electoral campaign and were seeking support from leading candidates in favour of consumers of financial services. These activities followed the EU policy and governance cycle as that was the right moment to plead for political commitment. On the other hand, because of the European Parliament's recess period (i.e. stalled legislative activities) there was a reduced need for advocacy and the effectiveness of these outreach actions was limited.
- Progress towards the programme's objectives as measured by the indicator results has exceeded expectations: more position papers than initially targeted were published and a positive trend was maintained. Outreach as measured by numbers of Twitter followers also maintained a positive trend and has reached more people than initially expected.
- Nevertheless, in terms of absolute numbers the effectiveness of outreach activities can certainly be improved, as the number of Twitter followers still remains at a comparatively low level.

## Concrete examples of achievements

Better Finance	Finance Watch
continued researching, publishing and lobbying on its main topics in 2019, such as the pan-European pension product, sustainable finance, packaged retail and insurance-based investment products, collective redress and the new deal for consumers. For instance, they published the reports 'Efficient Portfolio Management Techniques: Attribution of profits derived from securities lending by UCITS exchange-traded funds' and 'Study on the Correlation Between Cost and Performances in EU Equity Retail Funds'. On these topics, 27 responses to public consultations/feedback, own-initiative publications and open letters were produced.	published the third edition of the global green finance index in 2019, an index measuring the 'greenness' of financial centres even before the area became a priority under the von der Leyen Commission. Finance Watch has become well equipped, in terms of expertise, knowledge and strategic outlook, to advocate for sustainable finance and for a green deal in the financial sector to the benefit of the financial services end users and of the environment.

## LEGAL BASIS

Regulation (EU) 2018/1092 of the European Parliament and of the Council

## MORE INFORMATION

<http://europa.eu/!pf68Qt>

## FINANCIAL PROGRAMMING

(million EUR)

2019	245.0
2020	255.0
<b>Total</b>	<b>500.0</b>

OVERALL EXECUTION  
(2014-2019)Evaluations/  
studies conducted

The *ex ante* evaluation of the programme was carried out in 2017.

For further information please consult <https://europa.eu/!qN37UB>

The *ex post* evaluation will be aligned with the interim evaluation of the European Defence Fund for 2021-2027 and will take place at least 4 years after the start of the implementation of the latter.

## How is it implemented?

The programme is implemented by the Directorate-General for Defence Industry and Space.

## DEFENCE PROGRAMME

## EUROPEAN DEFENCE INDUSTRIAL DEVELOPMENT PROGRAMME

## What is the defence programme?

The European defence industrial development programme was adopted in July 2018 for a 2-year duration. It aims to support the competitiveness and innovative capacity of the EU defence industry, specifically in the development of prototypes, by supporting development projects jointly carried out by companies.

The programme will help create a collaborative approach between defence industry players in the Member States. The financial contribution of the EU will unlock development projects that otherwise would not have started due to their financing needs or the technological risks involved, leading to additional collaborative defence development projects.

Only collaborative projects will be eligible, and a proportion of the overall budget will be earmarked for projects involving cross-border cooperation between small and medium-sized enterprises.



## Specific objectives

- To foster the competitiveness, efficiency and innovation capacity of the EU defence industry by supporting actions in their development phase.
- To support and leverage cooperation between undertakings, including small and medium-sized enterprises and midcaps and collaboration between Member States, in the development of defence products and technologies.

## Why is it necessary?

The defence sector is characterised by a long-term trend of rising costs of equipment and by high development costs. This implies that the development of innovative defence capabilities is increasingly beyond the capacity of individual Member States. Moreover the EU defence sector is suffering from low levels of investment and is characterised by fragmentation along national borders, which leads to persistent duplications. Cross-border cooperation remains very limited, although it could help to better capture scale effects by reducing duplications. This would enable the development of the products and technologies that are needed.

The lack of coherent EU support for defence development and the prevalence of national policies of Member States in this area that are not coordinated have proven to impede the development of the defence industry. The lack of cooperation leads to competitive disadvantages for the EU defence industry and endangers its capacity to respond to the security and defence needs of the Member States. It remains a major source of inefficiency in the use of scarce public resources and constitutes a significant impediment for the implementation of the

of defence research and contribute to closing the

Action at EU level will provide added value by further stimulating industrial defence cooperation through positive incentives, targeting projects in the development phase of defence products and technologies. EU support will allow projects to be unlocked that are frequently beyond the means of a single country: the nature of these projects and their costs make transnational cooperation necessary. The projects supported will be based on common technical specifications, leading to better and more efficient collaboration and enabling further savings in the subsequent stages of the life cycle and improved levels of interoperability.

The increased cooperation is expected to reduce wasteful duplications and dispersions and create economies of scale. This will eventually lead to lower unit costs, benefiting the Member States and having a positive effect on exports.

EU intervention will incentivise, but not replace, the efforts of Member States, whose importance remains crucial for the launch of defence development projects. EU intervention does not undermine or prejudice in any manner the support of actions carried

## Voted budget execution (in million EUR)

EXECUTED COMMITMENTS		EXECUTED PAYMENTS	
245.0	2017	0.1	2019
	2018		
	2019		

## Where are we in the implementation?

- The European defence industrial development programme has a financial envelope of EUR 500 million for the period from 1 January 2019 to 31 December 2020.
- The work programme setting the funding priorities for 2019-2020 was adopted on 19 March 2019. Its identified categories target capability development projects involving multinational collaboration by undertakings. Some categories target large and complex capability development projects, such as the European command and control system or a European Galileo public regulated service navigation receiver.
- The work programme envisages the possibility of supporting two projects that could receive direct awards: EUR 100 million to support the development of the medium altitude long endurance remotely piloted aircraft system (MALE RPAS) and EUR 37 million to support the development of interoperable and secure defence communication systems for operations (ESSOR). These two projects will be implemented under indirect management, through a limited delegation of budget tasks by the Organisation for Joint Armament Co-operation, appointed by the Member States as programme manager.
- Based on the work programme, the Commission launched nine competitive calls for proposals with deadlines for submission in September 2019 and a further 12 calls in March 2020. Adopting award decisions for the 2019 closed competitive calls and signing the grant agreements with the beneficiaries are among the priorities for the programme's implementation in 2019 and 2020

## Performance assessment

- The European defence industrial development programme is designed to target the problems of the defence sectors identified in the *ex ante* evaluation accompanying the Commission's legislative proposal for the programme. The main problem drivers identified are the increasing costs of defence equipment and high development costs, limited cooperation between Member States in defence equipment investments and the limited number of programmes linked to EU priorities, combined with the difficulty in agreeing on common technical specifications.
- The programme is in its very early days of implementation. Given that the performance indicators are set at the level of funded projects and no projects have been selected for funding yet, at this stage of implementation (March 2020) it is not yet possible to report on how the programme is progressively delivering on its objectives.
- In 2018, the Commission adopted a proposal for a European Defence Fund for the 2021-2027 programming period. This proposal was accompanied by an impact assessment on the effects of funding cooperative research and development projects at EU level after 2020. The Commission proposed a budget of EUR 13 billion for the European Defence Fund, in particular through grants. Out of these, EUR 4.1 billion will directly finance collaborative research projects, and EUR 8.9 billion will finance collaborative development projects.
- The European defence industrial development programme's *ex post* evaluation will be aligned with the interim evaluation of the European Defence Fund for 2021-2027.

## Concrete examples of achievements

40

proposals were received following the 2019 competitive calls.

DG Employment, Social Affairs and Inclusion is the lead DG for the ESF's implementation.

#### LEGAL BASIS

Regulation (EU) No 1304/2013  
of the European Parliament and  
of the Council

#### MORE INFORMATION

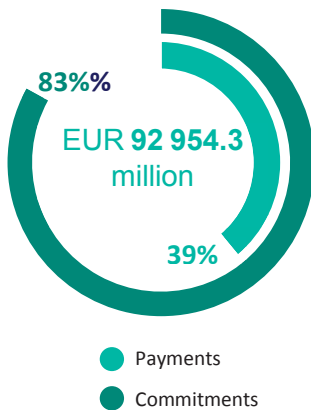
<http://europa.eu/!Xf89Qm>

#### FINANCIAL PROGRAMMING

(million EUR)

2014	11 386.5
2015	15 023.9
2016	12 007.7
2017	13 393.5
2018	13 418.5
2019	13 786.0
2020	13 938.2
<b>Total</b>	<b>92 954.3</b>

#### OVERALL EXECUTION (2014-2019)



#### Evaluations/ studies conducted

Member States have published 465 ESF evaluations of the 2014-2020 programmes, including 92 impact evaluations. They are available at:

<https://europa.eu/!jF78MM>

Four thematic evaluations by DG Employment, Social Affairs and Inclusion on (1) ESF / Youth Employment Initiative support for youth employment, (2) employment and labour mobility, (3) social inclusion and (4) education and training are ongoing. The studies and evaluations related to ESF can be consulted at:

<http://europa.eu/!vw37rR>

#### How is it implemented?

#### Why is it necessary?

The ESF is the EU's main source of funding to support structural reforms in the fields of employment, education and training, with a direct link to the priorities and headline targets of the Europe 2020 strategy in terms of employment, education and poverty. It contributes to the promotion of economic and social cohesion and to social inclusion within the EU, and serves as an instrument for financial solidarity and economic integration.

Ample evidence demonstrates that EU policies supported by the ESF would not have been implemented or would have been realised to a significantly lesser extent had it not been for EU investment. At the same time, through EU funding, Member States invest in areas and target groups (or pursue reforms) which they would not have pursued – even where national funding is available. As such, the ESF acts as an important instrument to support the efforts for reform of

#### Voted budget execution (in million EUR)

EXECUTED COMMITMENTS		EXECUTED PAYMENTS	
13 393.5	2017	6 705.0	
13 417.3	2018	10 641.3	
13 737.3	2019	11 193.5	

# ESF

## EUROPEAN SOCIAL FUND

### What is the ESF?

The European Social Fund (ESF) is the EU's main instrument for supporting jobs, helping people get better jobs, ensuring fairer job opportunities for all and supporting upskilling and reskilling. It works by investing in the EU's human capital – its workers, its young people and all those seeking a job. ESF financing (over EUR 10 billion a year) is improving job prospects for millions of Europeans, in particular those who find it difficult to get work.



### Specific objectives

- Promoting sustainable and good-quality employment and supporting labour mobility
- Promoting social inclusion and combating poverty and discrimination.
- Investing in education, training and vocational training for skills and lifelong learning
- Enhancing the institutional capacity of public authorities and other stakeholders fostering efficient public administration.
- Promoting specific support to young people (aged 15-24) not in employment, education or training.

many Member States in areas of crucial importance for the EU economy in line with recommendations issued in the context of the European semester – reforms in labour market policies and youth employment, modernisation of vocational education and training, and welfare system and administrative reforms. Member States often refer to the fact that even when national resources are available to fund areas of social expenditure, the ESF has provided the necessary incentivising framework to deliver on long-term investments supporting structural reforms (often in a sustainable manner spanning more than one political cycle). In particular, administrative capacity building financed by the fund has supported the implementation of structural reforms.

### Outlook for the 2021-2027 period

The Commission proposed a continuation of this programme under the name ESF+ for the



## Key performance indicators

	Baseline	PROGRESS TOWARDS THE TARGET	Target	Results
Participants in employment, including self-employment, upon leaving the ESF intervention		> 100%	24%	24% out of 24% of participants
Participants considered to belong to disadvantaged groups reached by ESF		> 100%	40%	41% of participants compared to a target of 40%
Participants gaining a qualification upon leaving the ESF intervention in education, training and vocational training for skills and lifelong learning		> 100%	23%	24% of participants compared to a target of 23%
Unemployed participants completing the Youth Employment Initiative intervention		85%	2.1 m	1.8 million out of 2.1 million unemployed participants
Inactive young people not in employment, education or training gaining a qualification or employment upon leaving the Youth Employment Initiative intervention		78%	0.3 m	0.2 million out of 0.3 million inactive participants

■ % of target achieved by the end of 2018

## Where are we in the implementation?

- In 2019, the implementation of the ESF and its 187 operational programmes further accelerated, as illustrated by, inter alia, the increase in the number of executed payments. Difficulties related to implementation at the beginning of the period, for example the late starts of operational programmes, have been addressed.
- According to the Commission's 2019 strategic report, the substantial differences identified for the period 2015-2017 between less-developed regions and more-developed and transition regions still exist but are receding.
- The European Structural and Investment Funds 2019 summary report found that, with regard to the projects selected, up to the time of the report, (1) the selected projects to improve employment opportunities represent over EUR 34 billion, resulting in ESF support to 23 million people; (2) regarding social inclusion, to which the ESF is the biggest contributor, the selected projects represented over EUR 36 billion. By the end of 2018, these projects had provided assistance to 1.8 million participants with disabilities, 3.6 million migrants, participants with a foreign background or minorities and 4.2 million other disadvantaged people; (3) regarding education and training, by the end of 2018, 11.6 million low-skilled people had been supported with ESF funding, 3.4 million had gained a qualification and 1.2 million were in education and training.
- By the end of 2019, 85% of the programme's overall financial budget had been allocated to specific projects indicating a mature stock of projects. In 2019, nearly EUR 12.9 billion was paid to the 2014-2020 ESF programmes (including pre-financing), lifting the interim payments made as a percentage of the programme's budget to 31%. This demonstrates a need for stronger focus on spending in the Member States, given the lower level of disbursements made in the current programming period compared to previous periods.
- The above observations regarding the implementation of the ESF in the current programming period are to a certain extent comparable with those concerning the 2007-2013 programming period. Notably, according to the 2016 ESF *ex post* evaluation synthesis for 2007-2013, implementation rates were comparatively low in some Member States and as a result, by December 2014, a total of 79.3% of the overall budget of ESF 2007-2013 had been spent. Among the most frequently mentioned causes were the delayed start of interventions, low take-up and delivery partners' lack of management and administrative capacity, especially at the beginning of the programming period. The above causes have had an impact on the implementation rate of ESF 2014-2020 as well. In the same vein as in the previous programming period, projects can still be completed and expenditure declared until 2023, and therefore a rise in the implementation rate is likely.
- In 2018, with a view to further reducing administrative burden for the Member States, the Commission adopted EU-level simplified cost options under Article 14(1) of the ESF regulation for three new areas: (1) training for the unemployed; (2) counselling services; and (3) training for employed people.
- According to the 2019 performance review, 78% of ESF priorities have achieved their milestones (517 priorities out of 661). The ESF performance reserve was allocated to 184 programmes and 661 priorities. The well-performing priorities represent 83% of the performance reserve for the ESF (i.e. EUR 4.2 billion), while the performance reserve of non-performing priorities, to be reallocated to performing priorities, amounts to around EUR 740 million. An additional EUR 110 million was still under assessment at the end of 2019 due to concerns about the reliability of data. From this, the decisions on the performance review for two Member States were adopted in 2020 with EUR 100 million allocated to performing priorities. An amount of EUR 9 million remains to be reallocated from underperforming priorities to performing ones. The mechanism of the performance review thus contributes to further reinforcing good performance.
- The mature phase of the implementation of the Youth Employment Initiative, characterised by, inter alia, high take-up and selection of operations, continued in 2019. By the end of 2019, the total eligible cost of operations (including both the Youth Employment Initiative-specific allocation and the corresponding ESF component) selected for support was EUR 10.4 billion, while nearly EUR 6.1 billion had been declared by beneficiaries and nearly EUR 5 billion had been paid by the Commission to the Member States (including interim payments and initial and annual pre-financing), EUR 0.8 billion of which was paid in 2019.

## Performance assessment

- Based on data from the Member States' 2018 annual implementation reports, the discrepancies in the implementation rate between and within the Member States decreased considerably in 2018. This is mainly due to two factors: (1) Member States' reporting became more comprehensive compared to previous years, a change triggered by the performance review, which encouraged managing authorities to report on all outputs in order to achieve their milestones; and (2) the implementation of the ESF / Youth Employment Initiative has now reached cruising speed, leading to increased upward convergence across the EU.

- The ESF has been successfully delivering on its objective to promote sustainable and good-quality employment, supporting 10.7 million participants by the end of 2018. The project selection rate is uniform in the Member States, showing an overall steady pace of implementation at EU level. Based on the preliminary findings of the evaluation of the ESF / Youth Employment Initiative support for youth employment for the period 2014-2018, rates of transition to employment for participants of ESF / Youth Employment Initiative operations generally improve with time. The employment impacts are sustainable for the low skilled, who were the main focus group of the operations, as well as the medium and high skilled. The programme's key performance indicator concerning the number of participants in employment, including self-employment, upon leaving supports this finding. The indicator shows that the ESF has fully reached its target.
- The ESF has targeted various specific groups with regard to its objective to promote social inclusion and combat poverty and discrimination, such as low-skilled workers, the (long-term) unemployed, the elderly, people with disabilities and people with a migrant/foreign background. This objective received the highest allocated budget: the Member States have programmed over 25% of their ESF resources for this, using a variety of interventions. By the end of 2018, the investments had supported 6.1 million participants, leading to 1.7 million positive results, such as participants finding a job, gaining a qualification or experiencing other improvements in terms of their position on the labour market. Although the programme has reached its target concerning outreach to participants considered to belong to disadvantaged groups, differences in implementation are observed at the regional level. Notably, the project selection rate of social inclusion investments in less-developed regions stands at 66%, compared to 75% and 76% in the more-developed and transition regions, respectively. Furthermore, to improve the efficiency of the interventions, the link between social assistance and activation measures should be further strengthened by developing more personalised services and making targeted efforts to improve the uptake of measures by vulnerable groups.
- As far as its objective to invest in education and training is concerned, a total of 9 million participants has been recorded for all operations. Out of this group, one third have achieved an individual short-term result such as gaining a qualification, returning to education or training or improving their skills. The implementation is improving considerably and in relatively uniform manner across different types of regions. However, differences are observed between Member States where implementation may be below the EU average, for a variety of reasons ranging from low demand by employers to register their workers for long-term education courses to insufficient administrative capacity, delaying the setting up of projects. The underperformance of the indicator of the number of participants gaining a qualification upon leaving should also be read in this light.
- Concerning the objective of enhancing institutional capacity, implementation is slightly behind that of the aforementioned objectives, with a project selection rate of 66% by the end of 2018. This implementation lag is due to the nature of the projects. System support measures typically require longer planning and more cooperation between different partners in the design and implementation phase of a project. In terms of individual results, the programme helped enhance the institutional capacity of an increasing number of institutions by means of highly performant information technology systems, revised and/or simplified procedures and increased regulatory scrutiny that contributed to, inter alia, shortening the time required for certain operations, for example of public administrations, the judiciary and civil society organisations. Other interventions contributed to public officials (116 957 participants) gaining a certain type of qualification.
- The main implementation challenges include:
  - programming requirements/features, for example complexity of programming and planning of interventions, delays as a result of the need to consult different public administrations, administrative issues related to tender procedures, etc.;
  - delays at governance level due to a focus on preparation / setting up of organisation/programme management;
  - changes in national/regional socio-economic context affecting the programme's performance.

These challenges are addressed in close bilateral cooperation with DG Employment, Social Affairs and Inclusion or in regular multilateral meetings with the participation of DG Employment, Social Affairs and Inclusion and programme authorities, such as annual review meetings and monitoring committee meetings. Furthermore, they are tackled through the adaptation of operational programmes to better address new, unforeseeable challenges in the socio-economic context, for instance changes in the composition of the target groups which make it more difficult for the programme to reach out to certain groups. Finally, they are addressed through discussion on implementation progress and challenges in the ESF Technical Working Group and ESF Committee meetings, held five times a year with the participation of stakeholders.
- With regard to the objective of promoting specific support to young people (aged 15-24) not in employment, education or training by the end of 2018, the average project selection rate stood at 84%. With regard to outputs, as implementation of Youth Employment Initiative programmes is maturing, the rate of growth is stabilising compared to previous years. By the end of 2018, 2.7 million young people had benefited from support under the Youth Employment Initiative. According to the preliminary conclusions of the evaluation of the ESF / Youth Employment Initiative support for youth employment for the period 2014-2018, the Youth Employment Initiative has performed better in all respects than ESF funding programmed for youth employment. Notably, it has reached a financial implementation of 52% compared to 27% for ESF youth employment operations, which may be due to differences in the implementation process. In particular, the Youth Employment Initiative was frontloaded for the first years of the programming period via additional initial pre-financing.

### Concrete examples of achievements

26 million	3.1 million	3.7 million	1.5 million	2.7 million	85%
participants supported by ESF and Youth Employment Initiative actions by the end of 2018.	people found a job, including as self-employed, by the end of 2018 thanks to ESF or Youth Employment Initiative support.	people gained a qualification by the end of 2018 thanks to ESF or Youth Employment Initiative support.	people were in education and training by the end of 2018 thanks to ESF or Youth Employment Initiative support.	young people had benefited from the Youth Employment Initiative by the end of 2018.	was the average ESF project selection rate on the ground by the end of 2019.

## LEGAL BASIS

Regulation (EU) No 1301/2013  
of the European Parliament and  
of the Council

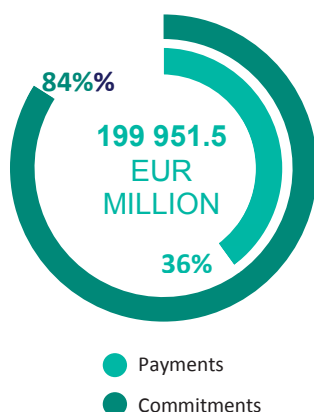
## MORE INFORMATION

<http://europa.eu/!Qk99Fu>

## FINANCIAL PROGRAMMING

(million EUR)

2014	17 080.4
2015	33 265.3
2016	26 933.9
2017	29 266.9
2018	30 248.4
2019	31 146.2
2020	32 010.4
<b>Total</b>	<b>199 951.5</b>

OVERALL EXECUTION  
(2014-2019)Evaluations/  
studies conducted

*Ex post* evaluation of major transport projects financed between 2000 and 2013 (SWD(2020) 41). *Ex post* evaluation of major environment projects (SWD(2020) 43).

How is it  
implemented?

The Directorate-General for Regional and Urban Policy is the lead DG for the implementation of this shared management programme. The ERDF is delivered via 290 + multithematic national, regional and interregional programmes.

## ERDF

## EUROPEAN REGIONAL DEVELOPMENT FUND

## What is the ERDF?

The European Regional Development Fund (ERDF) aims to strengthen economic and social cohesion in the EU by correcting imbalances between regions and supporting the full integration of less-developed regions into the EU's internal market. Together with the Cohesion Fund and European Social Fund it is one of the three cohesion policy funds for 2014-2020.



## Specific objectives

- Strengthening research, technological development and innovation.
- Enhancing access to, and the use and quality of, information and communication technologies.
- Enhancing the competitiveness of small and medium-sized enterprises.
- Supporting the shift towards a low-carbon economy in all sectors.
- Promoting climate-change adaptation, risk prevention and management.
- Preserving and protecting the environment and promoting resource efficiency.
- Promoting sustainable transport and removing bottlenecks in key network infrastructure.
- Promoting sustainable and quality employment and supporting labour mobility.
- Promoting social inclusion and combating poverty and discrimination of any kind.
- Investing in education, training and vocational training for skills and lifelong learning.
- Enhancing the institutional capacity of public authorities and other stakeholders and fostering efficient public administration.

## Why is it necessary?

The cohesion policy mobilises different forms of governance at the EU, national and regional levels. The main advantages of the cohesion policy compared to the resources being spent solely by Member States are as follows.

- Aligning investment with EU priorities results in coordinated action across the EU. One of the cohesion policy's key strengths is the potential to address multiple themes in an integrated way in each specific geographic context.
- Contributing to economic governance through the link to country-specific recommendations within the framework of the European semester. Moreover, empirical evidence suggests that the *ex ante* conditionalities have so far played a significant role both in improving the application of EU legislation in the Member States and in fostering structural reforms.
- Multiannual programming provides stability, certainty and sustainability to

investment plans in the Member States, reducing their vulnerability across economic and political cycles and improving their prospects for implementation on the ground.

- The place-based approach identifies needs that are specific to each territory and defines multithematic investment strategies and better conditions for the sound implementation of those investments. In this way European Union citizens can experience the positive effects of EU policy in a very direct way.
- Interregional cooperation and the exchange of experience makes it possible to follow good-practice examples and broader macroregional territorial strategies, such as the Baltic, Danube, Adriatic and Ionian, or Alpine strategies.
- Concentrating resources on less-developed and transitional regions enhances the potential for jobs and growth and contributes to the more harmonious development of the EU as

## Voted budget execution (in million EUR)

EXECUTED COMMITMENTS		EXECUTED PAYMENTS	
29 245.9	2017	11 087.5	
30 271.4	2018	20 455.2	
31 145.7	2019	25 648.1	

## Key performance indicators

	Baseline	PROGRESS TOWARDS THE TARGET	Target	Results
Researchers working in improved research infrastructure facilities		> 100% 40%	92 256	36 774 (decided: 99 735) out of 92 256
Enterprises receiving support		0% 38%	1.1 m	0.4 million (decided: 0.9) out of 1.1 million
Enterprises receiving grants		0% 25%	361 903	89 781 (decided: 180 453) out of 361 903
Additional employment (jobs created) in supported enterprises		> 100% 26%	422 546	108 654 (decided: 451 572) out of 422 546
Population benefiting from forest-fire protection measures		> 100% 79%	8.2 m	6.4 million (decided: 14.5 million) out of 8.2 million
Additional population served by improved water supply		11% 0%	3.9 m	0.4 million (decided: 7.6 million) out of 3.9 million
Trans-European transport networks – total length of newly built and reconstructed/upgraded roads		> 100% 46%	455	206 km (decided: 790 km) out of 455 km
Population covered by improved health services		> 100% 50%	54.5 m	27.5 million (decided: 55.4 million) out of 54.5 million
Population living in areas with integrated urban development strategies		0% 36%	44.2 m	16.0 million (decided: 35.3 million) out of 44.2 million

■ % of target achieved by the end of 2018  
 ■ Estimated values from projects decided

## Where are we in the implementation?

- Full implementation is expected by the end of the programme cycle.
- 365 000 projects have been selected, with EUR 248 billion allocated to specific projects by the end of 2019 – an increase of EUR 42 billion from the end of 2018.
- 90% of the programme's financial envelope had been allocated to projects by the end of 2019 – an increase since the end of 2018.
- Most Member States are around the EU average in relation to allocation and spending rates. There is, however, some variation, with reported progress in Spain and Slovakia lagging behind, while Bulgaria, Cyprus, the Netherlands, Portugal and Finland are above average.
- The past 3 years of implementation have been fundamental in putting the programmes well on track to deliver sustainable social and economic benefits.
- The financial execution rate (pre-financing and interim payments minus recoveries) stood at 35% at the end of 2019, which is lower than expected. Compared to the 2007-2013 programming period, the share of interim payments for 2014-2020 at the end of the sixth year of implementation of the Cohesion Fund and the ERDF is 6.6 percentage points behind.
- Financial execution rates appear lower due to the long start-up phase for cohesion policy programmes. Commitments that were allocated to specific projects but not yet paid out are automatically decommitted after only 3 years (the  $n + 3$  rule), which has resulted in limited incentives for fast start-up in Member States.
- In line with the sharp increase in project selection rates over the last 3 years, the implemented projects are expected to generate significant EU payments in the years to come. Since the development of projects under the programme extends beyond the 2014-2020 multiannual financial framework, most projects will not be finished by the end of 2020, entailing a continued increase in payments.

## Performance assessment

- The ERDF and other cohesion policy programmes follow a performance framework that extends beyond the 2014-2020 multiannual financial framework. Targets are set for 2023 in line with the programme's long timeline for implementation and the fact that Member States have 3 years to use commitments under the  $n + 3$  rule. In many cases project implementation lasts several years, and as a consequence the bulk of tangible achievements traditionally take place only in the second half of the programming cycle.
- As they share a set of key performance indicators, the performance framework for the ERDF also serves as the performance framework for the Cohesion Fund, with the ERDF covering more areas due to its wider scope.
- A performance review in 2019 examined the programme's performance until the end of 2018. Operational programmes – the ERDF's adaptation for individual Member States and intervention areas – were analysed during this performance review. The results showed that midterm milestones were achieved for 75% of the priorities of the Member States' operational programmes, and that the ERDF will likely reach or even exceed most of its 2023 targets. Consequently, the performance reserve, amounting to 6% of the ERDF allocation set aside at the programming stage, was allocated to the priorities that met their performance milestones (EUR 8.6 billion from the ERDF). The performance reserve from non-performing priorities (EUR 2.7 billion from the ERDF) is reallocated to performing priorities in order to optimise investments.
- The mid-2019 performance indicators show promising recent results and an ongoing positive in for many investment areas.
  - The research area has shown a remarkable improvement in relation to both creating a supportive environment for researchers and institutional support. Challenges still remain as the indicator results appear low, but the strong positive trend is likely to continue.
  - In a similar vein, support for small and medium-sized enterprises has shown a strong positive trend in the indicator results. This area too remains below the 50% target mark for most indicators, and will therefore have to continue the current positive trend to reach its 2023 target.
  - Environmental, climate and disaster protection, particularly the subarea of disaster protection, has so far shown a low

result rate for its indicators, but the trends are consistently positive and getting stronger, particularly in the field of disaster protection, indicating that a noticeable increase can be expected soon. The underperformance in the area of resource efficiency can be attributed to the complex nature and extended timeline of related infrastructure projects, and result values are likely to increase as projects are completed.

- Results relating to transport infrastructure have shown considerable improvement over the last 2 years. Based on past experience it can be expected that this field will even surpass its 2023 targets.
- Social cohesion shows a similar picture to the results in other areas, with a strong upwards trend while current results still appear low.
- The overall performance of the programme can be considered satisfactory. While most indicators show results that are below 50% of the 2023 target value, the consistently positive trends for virtually all objectives allow us to state that the ERDF is well on track to achieve its targets.
- Estimated values for projects that have already been decided, as shown for the respective indicators, provide further insight into the programme's performance. Most indicators report that they are already at full capacity in relation to the number of projects they have planned. The current values show that the uptick in actual results is likely to continue, as many of the ERDF's intervention areas are already in the process of implementing projects to their full capacity. This will likely translate into satisfactory results and therefore satisfactory programme performance by the conclusion of the majority of these projects. It also illustrates the time lag that currently presents a somewhat skewed image of the performance of the ERDF and other cohesion programmes.
- Where indicators show poor results, this can often be attributed to the slow start-up of the programme and the time lag between project investment decisions and results. Due to the high project-selection rate, results are likely to show an increasingly positive trend late in the programme's period, meaning that the trends already observed will become clearer.
- Challenges remain in relation to the level of project selection and the reported achievements. They have not increased to the expected degree in some investment areas – such as certain rail investments, users of smart energy grids, greenhouse gas emission reductions, waste recycling capacity and rehabilitation of land – possibly dampening the increase in positive results. At the current midway point of the programme's implementation, the long-term effects can possibly still be alleviated.
- Through Member States' annual reporting and the Commission's checks on the consistency and plausibility of the values reported, it will be possible to develop a clearer picture of performance. Deviations from targets are being closely scrutinised and followed-up on in cooperation with the Member States affected by implementation difficulties.
- The second ex post evaluation of the long-term contribution of large-scale ERDF projects that were completed between 2000 and 2013 confirmed the importance of these projects and the support they received from the EU. Transport projects have made a significant contribution to improving connectivity at both the EU and the national level, and have encouraged sustainable transport. Environmental infrastructure projects have made a major contribution to compliance with the EU acquis and broader EU sustainable development strategies. Without critical EU funding neither objective would have been reached, or both would have been significantly delayed.
- To date, more than 700 evaluations have been completed by Member States. The preliminary findings confirm the positive impact of the 2014-2020 interventions under the ERDF.
- The above indicators only provide a snapshot of the programme. For more in-depth information, see the reports on cohesion policy programme results on the Open Data Platform (<https://cohesiondata.ec.europa.eu>).

### Concrete examples of achievements

108 650	27.5 million	2 600 km	414 000	2.8 million	240 million kWh
jobs have been created through ERDF projects.	people are able to benefit from improved health services.	of roads have been reconstructed or upgraded.	enterprises have been supported, and EUR 9 billion in private investment support has been leveraged.	hectares of natural habitat has been given support to attain better conservation status.	less energy per year is now consumed by public buildings.

**LEGAL BASIS**

Regulation (EU) No 1300/2013 of the European Parliament and of the Council and repealing Council Regulation (EC) No

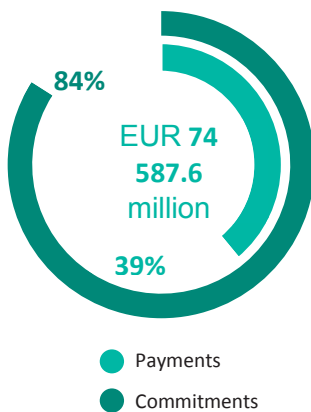
**MORE INFORMATION**

<https://europa.eu/lcd97rm>

**FINANCIAL PROGRAMMING**

(million EUR)

2014	7 092.4
2015	11 390.2
2016	11 108.6
2017	10 649.1
2018	11 049.0
2019	11 454.1
2020	11 844.2
<b>Total</b>	<b>74 587.6</b>

**OVERALL EXECUTION (2014-2019)****Evaluations/ studies conducted**

Studies and evaluations of EU cohesion policy can be consulted at <http://europa.eu/!uG97Fw>

**How is it implemented?**

The Directorate-General for Regional and Urban Policy is the lead DG for the implementation of this shared management programme. The fund is delivered via 20 multi-thematic national and regional programmes in 15 beneficiary Member States.

# COHESION FUND

**What is the Cohesion Fund?**

The Cohesion Fund is aimed at the 15 beneficiary Member States whose gross national income per inhabitant is less than 90% of the EU average. It aims to reduce economic and social disparities and to promote sustainable development. Together with the European Regional Development Fund and European Social Fund, it is one of the three cohesion policy funds for the 2014-2020 period.

**Specific objectives**

- Supporting the shift towards a low-carbon economy in all sectors.
- Promoting climate change adaptation, risk prevention and management.
- Preserving and protecting the environment and promoting resource efficiency.
- Promoting sustainable transport and removing bottlenecks in key network infrastructures.

**Why is it necessary?**

Cohesion policy mobilises different governance levels at EU, national and regional levels. Its main advantages as compared to resources being spent solely by Member States are as follows.

**Aligning investment with EU priorities.** Once EU priorities have been agreed by all Member States, the Cohesion Fund can ensure that resources are aligned with such priorities and are not spread across too many issues that have only local or regional importance. A large share of cohesion policy funds are invested to encourage a shift towards a more sustainable mode of development in EU regions where they bring clear European added value.

**Contributing to economic governance.** Specific provisions establish a close relationship between the European Structural and Investment Funds and sound economic governance. Cohesion policy gives incentives through in-built mechanisms to stimulate










fiscal and macroeconomic governance. It provides concrete support for structural reforms through its link to country-specific recommendations in the framework of the European Semester.



**Providing stability for investment.** Multiannual programming provides stability, certainty and sustainability to investment plans in Member States, reducing their vulnerability across economic and political cycles and improving prospects for implementation on the ground. The multiannual nature of cohesion policy enhances managerial and institutional capacity, inducing institutional and administrative change, promoting long-term planning, mobilising a wide range of partners, diffusing a culture of evaluation and monitoring of public policies, and reinforcing control and audit capacities. This strengthened administrative capacity also positively influences the management of

**Voted budget execution (in million EUR)**

EXECUTED COMMITMENTS		EXECUTED PAYMENTS	
10 649.1	2017	5 734.0	
11 049.0	2018	8 081.3	
11 452.6	2019	8 598.1	

## Key performance indicators

	Baseline	PROGRESS TOWARDS THE TARGET	Target	Results
Additional capacity of renewable energy production		9%  83%	1 236	110 (Decided: 1 026) out of 1 236 additional MW
Households with an improved energy consumption classification		13%  45%	79 300	9 938 (Decided: 36 015) out of 79 300 households
Population benefiting from forest fire protection measures		 53% 91%	8.3 m	4.4 (Decided: 7.6) out of 8.3 million people
Additional waste-recycling capacity		 25% 79%	2.9 m	0.7 (Decided: 2.3) out of 2.9 million of additional tonnes/year
Additional population served by an improved water supply		 9% 97%	8.2 m	0.7 (Decided: 7.9) out of 8.2 million people
Additional population served by improved wastewater treatment		 3% > 100%	9.4 m	0.3 (Decided: 14.5) out of 9.4 million people
TEN-T - total length of new and reconstructed railway line		 22% 83%	2 363	526 (Decided: 1 941) out of 2 363 km
TEN-T - total length of newly built and reconstructed/upgraded roads		 52% > 100%	2 255	1 182 (Decided: 2 807) out of 2 255 km
Total length of new or improved tram and metro lines		 28% > 100%	189	53 (Decided: 312) out of 189 km

 % of target achieved by the end of 2018  
 Estimated values from projects decided

## Where are we in the implementation?

- A total of 15 850 projects have been selected, with EUR 77 billion allocated to specific projects at the end of 2019. This is an increase of EUR 12 billion since 2018. The 15 beneficiary Member States all show high rates, of above 85%, for allocating the programme's envelope to specific projects.
- Allocation of funds to projects has increased significantly since the end of 2018. The rate at the end of 2019 was close to 100%.
- A range of spending progress has been reported, with Bulgaria, Greece, Croatia and Romania below the average, while Estonia and Lithuania are well above it.
- Financial execution rates appear lower due to the long start-up phase for cohesion policy programmes. Commitments that were allocated to specific projects but not paid out after 3 years are automatically decommitted, which has resulted in limited incentives for a fast start-up in Member States.
- The financial execution rate (pre-financing and interim payments minus recoveries) stood at 39% at the end of 2019, which is lower than expected. Compared to the 2007-2013 programming period, the share of interim payments for 2014-2020 at the end of the 6th year of implementation is still lagging behind by 6.6 percentage points.

## Performance assessment

- The structure and performance framework of the Cohesion Fund is shared with the European Regional Development Fund. In this context, the Cohesion Fund is a more targeted instrument focused on infrastructure and the environment with a more limited number of beneficiary countries. Due to their close relationship and shared performance framework, the performance of both funds is however invariably linked and it is impossible to assess them separately.
- The Cohesion Fund and other cohesion policy programmes follow a performance framework that goes beyond the 2014-2020 multiannual financial framework. Targets are set for 2023 due to the programme's long implementation timeline deriving from the fact that Member States have 3 years to use commitments under the n+3 rule. Project implementation often stretches over multiple years before completion and as such there is a time lag between the attainment of results and the payments made.
- A performance review in 2019 examined the programme's performance until the end of 2018. The results showed that mid-term milestones were achieved for 86% of the operational programmes' priorities and that the Cohesion Fund will probably largely reach or even exceed most of its 2023 targets. Consequently, the performance reserve, amounting to 6% of the Cohesion Fund allocation set-aside at programming, was allocated to the priorities that met their performance milestones (EUR 3.6 billion Cohesion Fund contribution). The performance reserve from non-performing priorities (EUR 190 million Cohesion Fund contribution) is reallocated to performing ones in order to optimise investments.
- In the area of environmental and climate protection, the Cohesion Fund has so far shown relatively few results. The main challenges in this area are the complex nature of infrastructure projects and the accompanying delay in results produced. Nevertheless, results have shown a positive trend recently, particularly in the area of fire and flood protection. Progress is speeding up and the trend is likely to continue, leading to improved results in the future.
- Sustainable transport and infrastructure have shown considerable improvements in results. While currently still appearing to produce low results, experience suggests that the objective may even overachieve on its 2023 targets.
- The programme's performance is on a good track overall. A wave of programme modifications in 2020 is expected to produce a general increase in many of the target values. Higher target values will provide a clearer picture of the updated expectations for performance.
- The indicators used for the Cohesion Fund performance framework only provide a snapshot of the programme. For more in-depth information, cohesion policy programmes report on their results through the Open Data Platform at <https://cohesiondata.ec.europa.eu/>

## Concrete examples of achievements

140 000	700 000	300 000	700 000	10 000	526 km
---------	---------	---------	---------	--------	--------

fewer tonnes of carbon dioxide emissions are produced annually.	more people have an improved water supply.	more people get better wastewater treatment.	tonnes more waste recycling capacity is available per year.	households have an improved energy consumption classification.	of TEN-T railway line have been reconstructed or upgraded.
-----------------------------------------------------------------	--------------------------------------------	----------------------------------------------	-------------------------------------------------------------	----------------------------------------------------------------	------------------------------------------------------------



**LEGAL BASIS**

Regulation (EU) No 223/2014 of the European Parliament and of the Council

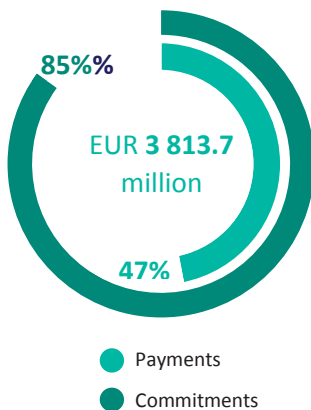
**MORE INFORMATION**

<http://europa.eu/!gr99HB>

**FINANCIAL PROGRAMMING**

(million EUR)

2014	513.0
2015	523.2
2016	533.7
2017	544.4
2018	555.3
2019	566.4
2020	577.7
<b>Total</b>	<b>3 813.7</b>

**OVERALL EXECUTION (2014-2019)****Evaluations/ studies conducted**

The midterm evaluation of the Fund for European Aid to the Most Deprived was completed in 2019. For further information please consult: <https://europa.eu/!kC98nP>

**How is it implemented?**

The Directorate-General for Employment, Social Affairs and Inclusion is the lead DG for the implementation of this shared management programme.

# FEAD

## FUND FOR EUROPEAN AID TO THE MOST DEPRIVED

**What is FEAD?**

The Fund for European Aid to the Most Deprived (FEAD) supports EU Member States' actions to provide assistance to the most deprived. This includes food, clothing and other essential items for personal use, such as shoes, soap and shampoo. Material assistance needs to go hand in hand with social inclusion measures, such as guidance and support to help people out of poverty. National authorities may also support stand-alone social inclusion measures that help the most deprived people integrate better into society.

**Specific objective**

- To alleviate the worst forms of poverty in the EU by providing non-financial assistance to the most deprived people.

**Why is it necessary?**

The Europe 2020 strategy for smart, sustainable and inclusive growth is encompassed by a balanced vision of economic growth and social progress based on ambitious targets for employment, education and for poverty reduction. Poverty and social exclusion are major obstacles to the achievement of the Europe 2020 objectives.

FEAD complements existing cohesion policy instruments, in particular the European Social Fund, by providing assistance to those who are too far from the labour market to benefit from the activation measures of the European Social Fund.

By addressing basic needs, the instrument helps moderate the effects of poverty and social exclusion for people who find themselves in situations of severe deprivation. By enabling the most deprived

members of society to maintain their dignity and human capital, the fund contributes to strengthening social capital and social cohesion within their communities.

The results of the midterm evaluation of FEAD show that there are clear effects in a number of Member States where the fund fills a gap in national coverage. In several Member States, FEAD is the only source of publicly financed food aid. Even in Member States with established channels for food aid, FEAD is an additional source of funding and can bring additional products, cover new target groups and activities and increase territorial coverage. Moreover, there is evidence of process effects in improved partnerships between NGOs and central administrations in the delivery of food and material aid. The additional volume of food to be distributed also means that partner organisations have expanded their capacity and increased their range of skills to include

**Voted budget execution (in million EUR)**

EXECUTED COMMITMENTS		EXECUTED PAYMENTS	
544.4	2017	290.0	
555.3	2018	345.7	
566.4	2019	410.6	

## Key performance indicators

	Baseline	PROGRESS TOWARDS THE TARGET	Target	Results
Persons receiving assistance from the FEAD <sup>(1)</sup>		<div style="width: 100%; background-color: #008080; height: 15px;"></div> 100%	12.7 m	12.7 million out of 12.7 million

■ % of target achieved by the end of 2018

<sup>(1)</sup> Average of results for 2014-2018.

## Where are we in the implementation?

- In 2018 FEAD addressed food deprivation, child poverty and homelessness, delivering assistance in 26 Member States by means of meals, food packages or basic consumer items. Food assistance is estimated to have reached 12.6 million people, while basic material assistance is estimated to have reached 1 million people. Given that in several Member States the same end recipients receive both food and goods, this is taken into account to ensure prudent reporting. The monetary value of basic material support distributed reached EUR 13 million in 2018, and exceeded EUR 32 million over the whole period.
- Basic material assistance is complemented by accompanying measures promoting the social inclusion of end recipients, for example referring them to appropriate services. Furthermore, four Member States pursued the provision of dedicated social inclusion support to specific target groups such as homeless people or marginalised communities.
- The overall profile of target groups remains stable. In 2018 about 50% of the end recipients were women; 29% were children aged 15 or below; about 10% were migrants, participants with a foreign background or minorities; and 7% were homeless people.
- The total eligible public expenditure committed to support FEAD operations reached EUR 762 million in 2018. At the end of that year the cumulative committed expenditure stood at nearly EUR 2.7 billion. The payments made to beneficiaries (EU and national co-financing) in 2018 also increased significantly compared to previous years, reaching EUR 497.9 million. Overall, payments made to beneficiaries up to 2018 amounted to EUR 1.8 billion. From 2014 until the end of 2019 the Commission made interim payments of EUR 1.5 billion to the Member States from the FEAD envelope.

## Performance assessment

- FEAD's annual outreach of around 13 million persons is substantial, given the relatively limited size of its budget. It is on track to achieve its objectives; however, given its limited size, FEAD cannot directly lift the most deprived out of poverty, therefore its contribution to its objectives cannot be measured precisely.
- Obstacles to implementation, such as capacity issues on the part of partner organisations or logistical challenges, were tackled, for example, through the flexibility of the fund's design and strong cooperation between managing authorities and partner organisations. Furthermore, FEAD has introduced amendments, for example adding and modifying operations, modifying eligibility criteria for the most deprived and shifting financial resources within the operational programme in order to extend its outreach and ensure that the interventions better target the needs of the most deprived.
- The regulatory proposals for the European Social Fund+ and the common provisions regulation address most of the European Court of Auditors' special report recommendations for the next programming period, notably comprising targeting, and safeguarding social inclusion measures for recipients of basic material assistance.

## Concrete examples of achievements

12.7 million	12.6 million	1 million	1.6 million tonnes	38 000
people are supported on average every year.	people are estimated to have received food assistance in 2018.	people are estimated to have received basic material assistance in 2018.	of food was distributed between 2014 and 2018.	people were reached through social inclusion support aiming at specific target groups, such as homeless or marginalised communities, in 2018.

## LEGAL BASIS

Regulation (EU) No 1306/2013 of the European Parliament and of the Council, Regulation (EU) No 1307/2013 of the European Parliament and of the Council, Regulation (EU) No 1308/2013 of the European Parliament and of the Council and Council Regulation (EU) No 1370/2013.

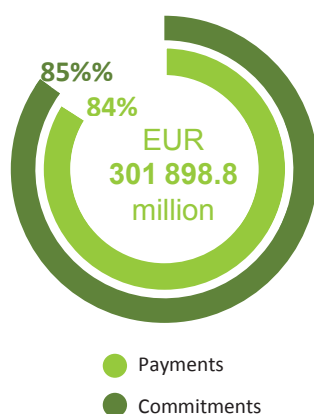
## MORE INFORMATION

<http://europa.eu/wm64UF>

## FINANCIAL PROGRAMMING

(million EUR)

2014	43 778.1
2015	43 454.9
2016	42 219.1
2017	42 610.7
2018	43 233.6
2019	43 192.4
2020	43 410.1
<b>Total</b>	<b>301 898.8</b>

OVERALL EXECUTION  
(2014-2019)Evaluations/  
studies conducted

A complete overview of the evaluations related to the EAGF can be found at:  
<http://europa.eu/Xq94Py>

How is it  
implemented?

The Directorate-General for Agriculture and Rural Development is the lead DG for the implementation of the programme through shared management with the Member States.

## EAGF

## EUROPEAN AGRICULTURAL GUARANTEE FUND

## What is the EAGF?

The European Agricultural Guarantee Fund (EAGF) provides basic protection for farm income against the particular shocks (e.g. price- and weather-related shocks) to which agriculture is exposed. Cross-compliance links direct payments to standards concerning the environment, food safety, animal and plant health and animal welfare throughout the EU, while the 'greening' layer of payments rewards farmers for additional environmental care, such as crop diversity, permanent grassland and ecologically beneficial zones or landscape features. Finally, the common market organisation provides a framework of rules on issues such as market-support measures, product



## General and specific objectives

- To promote balanced territorial development, viable food production and sustainable management of natural resources and climate action.
- To improve the competitiveness of the agricultural sector and enhance its value share in the food chain.
- To foster market stability, to better reflect consumer expectations and to sustain the stability of farmers' income by providing direct income support.
- To promote more market-oriented agriculture by ensuring a significant level of decoupled income support.
- To contribute to the enhancement of the environmental performance of the common agricultural policy (CAP).
- To promote local agricultural production and to ensure a fair level of prices for commodities for direct consumption and for processing by local industries in the outermost regions of the EU and in the Aegean islands.
- To provide the Commission with reasonable assurances that Member States have put in place management and control systems in conformity with EU rules.
- To inform and increase awareness of the CAP by maintaining an effective and regular dialogue with stakeholders, civil society and specific target audiences.
- To facilitate decision-making on strategic choices for the CAP and to support other activities of the DG by means of economic and policy analyses and studies.

## Why is it necessary?

The EAGF responds more effectively and efficiently to cross-border challenges – such as underpinning food security, mitigating and adapting to climate change, caring for natural resources such as soil and water, restoring biodiversity and strengthening economic and social cohesion. It preserves a level playing field in the single market and enables a stronger common position in trade negotiations.

The EAGF supports balanced territorial development and encourages smart, sustainable and inclusive growth: analysis shows that less or no EAGF support would result in a higher concentration of agricultural production, i.e. small farmers and farmers in less-profitable areas would go out of business and larger farms would become even bigger

and more intensive. This would have a negative effect on jobs in rural areas (especially in those where job creation is difficult) and on the environment and the climate due to intensification.

## Outlook for the 2021-2027 period

The Commission's proposals on the CAP for the post-2020 period aim to make it more responsive to current and future challenges such as climate change (for which the European Green Deal sets the level of ambition) or generational renewal, while continuing to support farmers in the EU for a sustainable and competitive agricultural sector.




To ensure the continuity of support for CAP beneficiaries in 2021 in view of delays in the

## Voted budget execution (in million EUR)

EXECUTED COMMITMENTS			EXECUTED PAYMENTS	
42 150.6		2017		41 992.6
42 771.5		2018		42 533.0
42 718.0		2019		42 449.2

standards and labelling.

## Key performance indicators

	Baseline	PROGRESS TOWARDS THE TARGET	Target	Results
To increase agricultural factor income	2013: 111.8	 67%	To increase (long term target)	Index increased in 4 out of the 6 years from 2014 to 2019. 2019 index value: 123.1
To increase agricultural productivity <sup>(1)</sup>	2005: 100	 100%	To increase (long term target)	Index increased each year from 2014 to 2018. 2018 index value: 110
To increase the rural employment rate <sup>(1)</sup>	2013: 63.5%	 100%	To increase (long term target)	Index increased each year from 2014 to 2018. 2018 employment rate: 68%

■ % of target achieved by the end of 2019

<sup>(1)</sup> Latest results from 2018.

## Where are we in the implementation?

- **Legislative developments.** As from the 2019 financial year, amendments to the rules applicable to certain EAGF schemes came into force under the provisions of the omnibus regulation. The amendments serve to improve the functioning of the direct payment schemes concerned and to simplify their implementation in the broader sense, including in relation to flexibility and subsidiarity. Examples include the provisions on active farmers under direct payments and with regard to voluntary coupled support, along with changes relating to permanent grassland and greening. Furthermore, improvements were made to provisions on fruit and vegetables, wine, producer cooperation and competition under the common market organisation.
- **Direct payments.** In general, the implementation of direct payments is on track. The rebalancing of the distribution of payments between and within Member States is continuing. Data confirm that the average direct payments per hectare are converging at both Member State and farmer levels. The various schemes allowing further targeting of the needs of certain categories of beneficiaries, in particular young farmers and certain specific sectors or regions with structural issues, are fully in place. Where necessary, Member States have revised their decisions within the limits of the flexibility given by the new system in order to adjust the implementation methods, building on the experience gained. The 'greening' layer of direct payments accounts for 30% of Member States' annual direct payment ceilings and covers annual obligations that benefit the environment and climate, such as crop diversification, maintenance of permanent grassland and the dedication of 5% of arable land to ecologically beneficial areas.
- **Market-related expenditure.** The implementation of the EAGF's market-related schemes is on track, with a positive evolution of the execution over the years and no significant implementation difficulties. After several years in which additional market-support measures in the fruit and vegetables and livestock sectors were needed to rebalance those sectors, as of 2018 substantial market stabilisation was observed, which allowed the exceptional measures in the fruit and vegetables sector to be withdrawn and 380 000 tonnes of public-intervention stocks of skimmed milk powder to be sold. Total export values saw an increase in 2019 compared to 2018 (+ EUR 7.7 billion of agri-food exports): for example, EU wine exports now bring a net contribution of EUR 9.8 billion to the EU's trade surplus. Exceptional support measures were adopted in 2019 to compensate farmers in Italy for health and veterinary restrictions addressing avian influenza and in Ireland for those affected by beef market uncertainty and an unprecedented and sustained period of low prices.

## Performance assessment

- In order to promote viable food production, one of the main objectives of the CAP is to ensure a fair standard of living for the agricultural community, in particular by increasing the individual earnings of farmers and agricultural employees. Agricultural factor income per full-time worker is increasing compared to 2013 levels, as is the total factor productivity in the agricultural sector. Direct payments have allowed farmers to cope better with the negative effects on income caused by decreasing agricultural prices, and market measures have helped to limit the domestic price volatility of most agricultural products. However, important challenges need to be addressed in the coming years: farmers' income is still lagging behind salaries in the economy as a whole, and remains dependent on direct support; in 2018, 40% of the agricultural entrepreneurial income of the EU's farming community depended on direct income support. Furthermore, a substantial part of the sector continues to face low profitability, due, among other reasons, to the EU's high production standards, high production costs and the fragmented structure of the primary sector. Despite direct CAP support, a large proportion of farm labour does not reach the benchmark of average national labour productivity. In that context, among other objectives, the proposals for the post-2020 CAP aim to support viable farm income and resilience across the EU to enhance food security; to enhance market orientation and increase competitiveness, including through a greater focus on research, technology and digitalisation; and to improve farmers' position in the value chain.
- Another objective of the CAP is to promote the sustainable management of natural resources and climate action. Almost all farmers that benefit from CAP support at the EU level systematically implement cross-compliance and greening measures. These practices are considered to be effective in maintaining minimum practices that are beneficial for soil, water and biodiversity. The CAP has raised Member States' ambitions to address biodiversity objectives, along with the level of funding. However, Member States have not made sufficient use of the available CAP instruments and measures to protect semi-natural features or landscape features. Although the CAP has a strategic objective in respect of climate action, it lacks specific targets. Substantial challenges remain in relation to improving the environmental performance of the EU's agricultural sector. The EU has committed itself to further deep cuts in greenhouse gas emissions; the key natural resources of soil, air and water are still under pressure in many areas; and the available indicators on farm and forest biodiversity still do not meet expectations. EU citizens expect the CAP to make a stronger contribution to caring for the environment and the climate. Furthermore, there is a need to improve the effectiveness and targeting of the policy.
- Taking these challenges into account, the future CAP has an explicit commitment to 'aim higher' with regard to the environment and the climate. At the same time, taking into account the need for further simplification, the current 'greening measures' are proposed to be replaced by a new green architecture based on the following three objectives: contribute to climate-change

mitigation and adaptation, along with sustainable energy; foster sustainable development and the efficient management of natural resources such as water, soil and air; and contribute to the protection of biodiversity, enhance ecosystem services and preserve habitats and landscapes.

- The new green architecture will be based on a balance between mandatory rules and voluntary schemes. Current greening requirements will be merged with other standards into a new enhanced conditionality in view of achieving simplification. Of particular interest in this respect are Eco-schemes, a novel element of the proposal creating a new stream of funding under the first pillar to guide the necessary transformation towards more sustainable agricultural practices.
- The ambition of the future CAP in this regard will be set out by the European Green Deal, and especially the farm-to-fork strategy and the biodiversity strategy, which aim to make the EU's food system more sustainable by, among other methods, reducing the risk and use of pesticides, fertilisers and antibiotics as well as increasing the area under organic farming.

- The CAP also aims to promote balanced territorial development. The employment rate in rural areas has increased, and the gap in relation to urban areas has been closed. The CAP's measures on generational renewal are having a positive impact on attracting and keeping young farmers in rural areas and improving employment, despite the difficulty of isolating the effects of individual CAP measures addressing generational renewal and the strong influence of external factors. However, these measures are often insufficient on their own to address two main barriers to generational renewal – access to land and capital – which depend mostly on national legal, social and fiscal policies. While many rural areas remain vibrant and continue to thrive, the impact of ageing and depopulation is negatively affecting some rural areas, notably those facing socioeconomic decline. The long-term vision for rural areas will explore their challenges and opportunities.

### Concrete examples of achievements

6.2 million	154.1 million	79%	380 000 tonnes	20 million
farmers benefited from direct payments in the 2019 financial year.	hectares of total determined area had direct-payment entitlements in the 2019 financial year. This covered some 86% of the EU's utilised agriculture area.	of the EU's total agricultural area was subject to at least one 'greening' obligation as of 2018, increasing the environmental impact.	of public-intervention stocks of skimmed milk powder was sold by 2019, reflecting the improved situation in the dairy market.	school children were reached through the EU's school fruit, vegetables and milk scheme in the 2017/2018 school year.

## LEGAL BASIS

Regulation (EU) No 1305/2013 of the European Parliament and of the Council and Regulation (EU) No 1310/2013 of the European Parliament and of the

## MORE INFORMATION

<http://europa.eu/!uF64XX>

## FINANCIAL PROGRAMMING

(million EUR)

2014	5 285.0
2015	18 169.8
2016	18 676.3
2017	14 364.0
2018	14 380.3
2019	14 727.3
2020	14 708.7
<b>Total</b>	<b>100 311.3</b>

OVERALL EXECUTION  
(2014-2019)Evaluations/  
studies conducted

A complete overview of the evaluations related to rural development can be found at: <http://europa.eu/!un63Mr>

How is it  
implemented?

DG Agriculture and Rural Development is the lead DG for the implementation of the programme through shared management with Member States.

## EAFRD

## EUROPEAN AGRICULTURAL FUND FOR RURAL DEVELOPMENT

## What is the EAFRD?

The European Agricultural Fund for Rural Development (EAFRD) finances the EU's contribution to rural development programmes. The rural development programmes contribute to smart, sustainable and inclusive growth in the EU by supporting farms, food and forestry operators and other entities operating in rural areas such as non-agricultural businesses, non-governmental organisations and local authorities. They enhance the economic viability and sustainability of farms and rural businesses by fostering knowledge transfer and innovation, investing in green technologies, skills and training and promoting entrepreneurship and networking. The rural development programmes also help farmers develop their businesses in a sustainable manner by supporting the preservation of natural resources, promoting environmentally sustainable land management, enhancing ecosystems and maintaining landscapes that are attractive for tourism.

The EAFRD is also an important tool to mitigate climate change and support the shift towards a low-carbon, climate-resilient economy, as it helps farmers and rural businesses reduce greenhouse gas and ammonia emissions and adapt to climate change consequences. It also supports farmers in managing renewable resources and waste, thus making a direct contribution to the energy union.

The EAFRD contributes to job creation and income diversification and provides the potential to integrate migrants. It also makes an important contribution to the digital single market by supporting broadband infrastructure and various information and communications technology solutions in rural areas. This has a positive effect on the quality of life of EU citizens. Moreover, support for interactive innovation projects under the European innovation partnership for agriculture encourages innovation and entrepreneurship, promotes inclusiveness and increases the impact of EU-funded research on the economy.



## Specific objectives

- Fostering knowledge transfer and innovation in agriculture, forestry and rural areas.
- Enhancing farm viability and competitiveness of all types of agriculture in all regions and promoting innovative farm technologies and sustainable management of forests.
- Promoting food chain organisation, including processing and marketing of agricultural products, animal welfare and risk management in agriculture.
- Restoring, preserving and enhancing ecosystems related to agriculture and forestry.
- Promoting resource efficiency and supporting the shift towards a low-carbon and climate-resilient economy in agriculture, food and forestry sectors.

## Why is it necessary?

Financed by the EAFRD, rural development programmes make a vital contribution to the economic, social and environmental performance of the EU in rural areas. Rural development programmes take into account national and regional specificities and ensure a consistent, coherent and results-oriented approach to a number of cross-border issues.

The EAFRD performance and results are enhanced by the European Network for Rural Development which allows for the exchange

or of experience and best practices between national and regional authorities.

## Outlook for the 2021-2027 period

The Commission's proposals for the common agricultural policy for the post-2020 period aim to make it more responsive to current and future challenges such as climate change or generational renewal, while continuing to support European farmers for a sustainable and competitive agricultural sector.

To ensure continuity in support for common agricultural policy beneficiaries in 2021 in view of delays in the CAP reform, the

## Voted budget execution (million EUR)

EXECUTED COMMITMENTS		EXECUTED PAYMENTS	
14 360.0		2017	10 989.9
14 379.7		2018	12 053.9
14 725.3		2019	13 505.5



## Key performance indicators

	Baseline	PROGRESS TOWARDS THE TARGET	Target	Results
Support for investment in restructuring		43%	2.7%	1.2% of agricultural holdings reached out of 2.7%
Business development plan for young farmers		58%	1.5%	0.9% of agricultural holdings reached out of 1.5%
Contributing to biodiversity and landscapes – agricultural land		95%	17.0%	16.1% of agricultural land reached out of 17.0%
Improving water management – agricultural land		86%	14.0%	12.0% of agricultural land reached out of 14.0%
Improving water management – forest land		13%	0.9%	0.1% of forest area reached out of 0.9%
Preventing soil erosion and improving soil management – agricultural land		85%	13.7%	11.6% of agricultural land reached out of 13.7%
Preventing soil erosion and improving soil management – forest land		16%	1.3%	0.2% of forest area reached out of 1.3%
Efficiency of irrigation systems		40%	13.0%	5.3% of irrigated land reached out of 13.0%
Local development strategies		> 100%	53.5%	60.6% of rural population reached compared to target of 53.5%
New or improved services/infrastructure		83%	16.4%	13.7% of rural population reached out of 16.4%

■ % of target achieved by the end of 2018

## Where are we in the implementation?

- The implementation of the 2014-2020 rural development programmes remains at cruising speed, with a steady acceleration in spending levels compared to the first years of implementation. In 2019, reinforcements of payment appropriations for the EAFRD of in total EUR 366 million in the global and end-of-year transfers underlined the good and steady implementation. This has allowed the initial delays linked to the relatively late start of the 2014-2020 rural development programmes to be caught up. By the end of 2019, total EAFRD payments from the EU budget to Member States amounted to EUR 50.4 billion (including pre-financing and interim payments), which is 50% of the total commitments for the period 2014-2020. The execution rate at the end of 2019 shows a slightly slower pace of implementation compared to the one reached at the equivalent point in time of the previous programming period (55%), but stands above the average implementation rate of other European Structural and Investment Funds in terms of payments declared.
- The following factors should be taken into account in the assessment of the implementation rate.
  - The overall level of commitments at the EU level reached 85% at the end of 2019, but 4 more years of implementation remain.
  - Part of the expenditure is carried out during the last years of implementation. This is mainly due to long-term investment projects, such as for broadband development and local development strategies. Moreover, some measures are new and have a longer project lifetime, for instance cooperation projects and the new European innovation partnership for agricultural productivity and sustainability.
  - Area-related payments, generally associated with agri-environmental-climate commitments, follow a more regular (annual) path, which explains their faster implementation.
- The EAFRD basic act was modified in 2017 through the 'omnibus regulation', which entered into force in 2018. The legislative changes were designed to, among other goals, improve risk management tools for farmers, reduce the administrative burden for beneficiaries and simplify conditions for financial instruments. Simplified cost options are being increasingly used by Member States and regions in order to improve the efficiency and effectiveness of EAFRD support and to reduce the administrative burden.
- The performance review carried out in 2019 showed that 64% of the rural development programmes had achieved all their milestones by the end of 2018 (71 programmes out of 111). Fourteen programmes have experienced serious failure in achieving at least one milestone, typically related to long-term investments, which has led to corrective action by the Member States concerned. Following the performance review, EUR 5.2 billion of the performance reserve was allocated to the priorities whose projects achieved the milestones. Some EUR 306 million (or 6% of the total performance reserve amounts) has been reallocated from unsuccessful to successful priorities through programme modifications. Overall, the outcome of the performance review carried out in 2019 is considered satisfactory, including when compared with the other European Structural and Investment Funds.

## Performance assessment

- The results and outputs achieved by the end of 2018 (the latest figures available) were in line with what is expected at that stage, with good progress compared to 2017. With programme implementation at cruising speed, the situation is likely to further improve, especially regarding operations linked to the creation of jobs, for which 14% of the target planned for 2023 had been achieved by the end of 2018. However, in the context of the COVID-19 crisis, the target for 2023 is unlikely to be reached.
- Overall, the implementation of area-related and animal-related support in the 2014-2020 period (e.g. related to environmental commitments and animal welfare) is well advanced. In this context, rules concerning the deadlines of payments to the beneficiaries were introduced as from the calendar year 2019. This is also expected to further facilitate the implementation of those commitments. Some delays are still observed in relation to measures that can take several years to be completed (e.g. long-term investments such as broadband or other infrastructures) or that are conditional on the implementation of a business plan, which can take up to 5 years to be 'completed' (e.g. business start-up). Significant progress in the implementation of those measures was made in 2018 and is expected to increase further.
- On climate and environmental actions in agriculture, good progress has been made in relation to the number of hectares of

agricultural or forest land covered by management contracts contributing to carbon sequestration or conservation (89% of the 2023 target reached by the end of 2018). The same applies to the number of hectares under land-management contracts targeting reduction of greenhouse gas or ammonia emissions (80% of the 2023 target reached by the end of 2018) and the number of livestock units concerned by investments in livestock management with a view to reducing greenhouse gas or ammonia emissions (60% of the 2023 target reached by the end of 2018). In general, indicators relating to area-based or animal-based management commitments are closer to the targets than those relating to investment support, where uptake in general is, for the time being, lower than planned due to the different natures of the respective interventions (annual payments versus investment projects that take some time to complete).

- The uptake and achievement of results related to transferring knowledge and fostering innovation in rural areas is not yet fully in place. Part of this can be explained by the fact that cooperation and European innovation partnership for agricultural productivity and sustainability projects require substantial preparatory work in the setting up phase, including in the search for project partners, which leads to longer project lifetimes. Knowledge and innovation developed through these projects are shared through national innovation and rural networks and the European innovation partnership for agricultural productivity and sustainability network.
- The level of achievement of the targets related to improving farm viability and competitiveness is relatively good, considering that implementation for investment operations normally takes several years. In general, investment support increases the economic performance and market participation of the supported farms. Investments may also entail environmental benefits. Support for the entrance of appropriately skilled farmers, including young farmers, can have positive effects on farm viability, especially in relation to farm productivity and competitiveness.
- The legislative proposal for the common agricultural policy strategic plans takes into account the main lessons learned so far from the current rural development programming period by, among other measures, reducing the level of prescription of the interventions and improving the synergies with the other instruments of the common agricultural policy (i.e. direct payments and sectoral programmes). The new common agricultural policy strategic plans will have to focus specifically on attracting young farmers and will also promote employment, growth, social inclusion and local development in rural areas. The rural development support will also provide a decisive input into the new call for enhanced environmental and climate actions linked to the green deal initiative. The future common agricultural policy plans will include the following types of interventions, funded by the EAFRD: (1) environmental, climate and other management commitments; (2) compensation for natural or other area-specific constraints; (3) compensation for area-specific disadvantages resulting from certain mandatory requirements; (4) investments; (5) installation of young farmers and rural business start-up; (6) risk management tools; (7) cooperation; (8) knowledge exchange and information.

### Concrete examples of achievements

4.2 million	665 000	3.4 million	521 000	2.9 million	1.5 million
hectares under land-management contracts targeting reduction of greenhouse gas or ammonia emissions by the end of 2018.	livestock units concerned by investments in livestock management with a view to reducing greenhouse gas or ammonia emissions in 2018.	hectares of agricultural and forest land covered by management contracts contributing to carbon sequestration or conservation in 2018.	hectares of irrigated land switched to more efficient irrigation systems in 2018.	people living in rural areas had benefited from improved access to information and communications technology services and infrastructure by the end of 2018.	people had been participants in vocational training activities in agriculture by the end of 2018.

**LEGAL BASIS**

Regulation (EU) No 508/2014 of the European Parliament and of the Council

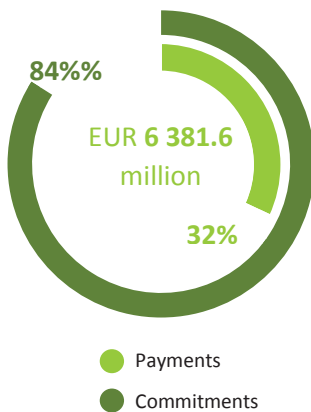
**MORE INFORMATION**

<http://europa.eu/!Yd49Cf>

**FINANCIAL PROGRAMMING**

(million EUR)

2014	120.3
2015	1 622.6
2016	891.4
2017	911.7
2018	933.4
2019	942.1
2020	960.3
<b>Total</b>	<b>6 381.6</b>

**OVERALL EXECUTION (2014-2019)****Evaluations/ studies conducted**

The midterm evaluation of the directly managed part of the EMFF was completed in 2018, and is available at:

<https://europa.eu/!GC49gG>

The 2018 EMFF implementation report was published in 2018, and is available at:

<https://europa.eu/!Ku86FU>

**How is it implemented?**

DG Maritime Affairs and Fisheries is the lead DG for the implementation of the fund. The fund is managed through shared management with Member States and direct management.

# EMFF

## EUROPEAN MARITIME AND FISHERIES FUND

**What is the EMFF?**

The European Maritime and Fisheries Fund (EMFF) is the fund for the EU's maritime and fisheries policies for 2014-2020. It is one of the five European Structural and Investment Funds, which complement each other and seek to promote a growth- and jobs-based recovery in the EU. The fund:

- helps fishermen in the transition to sustainable fishing;
- supports coastal communities in diversifying their economies;
- finances projects that create new jobs and improve quality of life along EU coasts.

**Specific objectives**

- Promoting competitive, environmentally sustainable, economically viable and socially responsible fisheries and aquaculture.
- Fostering the development and implementation of the EU's integrated maritime policy in a complementary manner to the cohesion policy and to the common fisheries policy.
- Promoting balanced and inclusive territorial development of fisheries and aquaculture areas.
- Fostering the implementation of the common fisheries policy.

**Why is it necessary?**

The EU has exclusive competence for the conservation of marine biological resources, both in EU waters and in relation to the international obligations deriving from the United Nations Convention on the Law of the Sea and from other United Nations agreements to which the EU is a party. The exclusive competence applies equally to the bilateral fisheries agreements signed with non-EU countries. All these areas are regulated by the common fisheries policy.

The common fisheries policy also includes areas of shared competences between the EU and its Member States, where the subsidiarity principle applies. For aquaculture, the EU added value lies in finding solutions to the sector's most common problems; in market policy, Member States and economic actors maintain a high degree of autonomy in applying the various market policy instruments at their disposal.

The integrated maritime policy provides a coherent approach to all other maritime issues through close coordination and cooperation across sectors and between international, national, regional and local decision-makers. Similarly, the blue economy policy encourages EU governments, industry and stakeholders to develop joint approaches to driving growth while safeguarding the marine environment and the EU's unique maritime assets.

The EMFF is not only directed at fisheries and innovation in fisheries, aquaculture and processing, but also at supporting diversification and promoting the economic development of fisheries-dependent areas.

**Outlook for the 2021-2027 period**

The Commission proposed a continuation of

**Voted budget execution (in million EUR)**

EXECUTED COMMITMENTS		EXECUTED PAYMENTS	
909.2	2017	376.9	
931.5	2018	481.2	
939.8	2019	651.0	

## Key performance indicators

	Baseline	PROGRESS TOWARDS THE TARGET	Target	Results
Value of aquaculture production in the EU (in billion EUR) <sup>(1)</sup>	3.9 b	> 100%	4.9 b	5.2 out of 2023 target of EUR 4.9 billion
Percentage of surface area of marine waters conserved through protection measures	5.9%	> 100%	10.0%	10.8% of the exclusive economic zone compared to a target of 10.0%
Level of employment maintained with support from the EMFF (number of jobs) <sup>(2)</sup>		100%	26 550	8 486 out of 26 550 jobs
Number of local strategies selected by fisheries local actions groups		> 100%	276	367 strategies compared to a target of 276

% of target achieved by the end of 2019

<sup>(1)</sup> Latest results from 2017.

<sup>(2)</sup> Latest results from 2018.

## Where are we in the implementation?

The current state of implementation of the activities under shared management (2014-2020 financial allocation of EUR 5 687 million) is as follows.

- Overall, the implementation of the EMFF reached cruising speed in 2019, meaning that the cycle of project implementation became normal and steady and that the related payment claims should lead to a normal absorption rate of the EU funding allocations. By the end of 2019, total EMFF payments from the EU budget to Member States amounted to EUR 1.94 billion (including pre-financing and interim payments), which is 34% of the total commitments for the 2014-2020 period.
- The performance review carried out in 2019 showed that 70% of EMFF EU priorities had achieved their milestones. A 20% share of all performance reserves, amounting to EUR 67 million, was made available for reallocation given that the associated priority had not met its milestone. The reallocation of the reserve allowed most Member States to undertake a more comprehensive review of their operational programme. Only one Member State (Slovakia) has lost the performance reserve.
- The risk of automatic retraction of funds allocated to specific projects but not spent after 3 years has halved, from EUR 63 million at the end of 2018 to EUR 31 million at the end of 2019, confirming an acceleration of the implementation.
- To respond to the 2020 COVID-19 crisis, the Commission proposed an amendment to the EMFF Regulation (EU) No 508/2014, tabling a package of measures covering more flexible reallocation of financial resources, compensation plans for temporary cessation of fishing activities, reductions in aquaculture production and storage aid for producer organisations.

The current state of implementation of the activities under direct management (2014-2020 financial allocation of EUR 647 million) is as follows.

- The implementation of the work programme for directly managed actions follows the objectives set and the actions listed in the annual programmes.
- Since 2017, the biggest part of the annual budget has been used for financing projects supporting the development of blue economy (e.g. innovative solutions for maritime challenges, sea basin-focused operations aiming at promoting job creation, innovation and entrepreneurship).
- In addition, the Commission continued to support the implementation of the common fisheries policy by funding regional fisheries management organisations, including the implementation of the Malta MedFish4Ever declaration and the 2017-2020 strategy actions of the General Fisheries Commission for the Mediterranean.
- Funding was also provided to the advisory councils, for scientific advice provided by the International Council for the Exploration of the Sea, to the Scientific, Technical and Economic Committee for Fisheries and for market intelligence provided by the European Market Observatory for Fisheries and Aquaculture.

## Performance assessment

### Shared management

- The operations financed through shared management have helped to improve the sustainability of fishing and aquaculture and to maintain and protect the natural environment, encourage innovation and adoption of new technology and increase cooperation and partnerships between businesses. Examples of this at the end of 2018 are the following:
  - 2 098 operations with more than EUR 89 million committed in relation to landing obligation;
  - 2 913 operations with EUR 259 million committed to support productive investments in aquaculture;
  - the EMFF measure with the highest uptake is the collection of biological, environmental, technical and socio-economic data necessary for fisheries management – EUR 362 million committed;
  - EUR 88 million committed for the modernisation and purchase of patrol vessels, aircraft and helicopters and other control means to improve control, inspection and enforcement systems;
  - EUR 20 million contributed to producer organisations in order to improve the transparency and stability of the markets, to ensure a level playing field and diverse supply of fishery and aquaculture products.
- This in turn adds value for the small to medium-sized enterprises involved, supporting employment and creating a basis for growth in income, as illustrated by, among other markers, the positive evolution of the 'value of aquaculture production in the EU' indicator.
- In shared management, a Member State's administrative capacity has a significant influence on the achievement of milestones. The 2019 performance review showed that performance varied across Member States, with Bulgaria and Slovakia as the poorest performers. Performance is expected to improve in Bulgaria but the same cannot be said of Slovakia. Where milestones have

not been met, the Member States are requested to put in place mitigating actions to address the situation, and the issues are monitored.

- Despite the late start of the EMFF programmes due to late adoption of the related regulation, a number of mitigating actions were taken to remedy the situation. Multiple operational programmes were modified accordingly, coupled with reallocation of funding, and other action plans to overcome delays in implementation. The amendments of national legislation and ongoing adaptation of the selection criteria reduced the time necessary for project selection. Through methodological support, increased frequency of calls and simplification of the information technology interface for monitoring and certification, by the end of 2019 the programme had fully eliminated all initial delays. There are elements, however, that still hinder the smooth implementation of the programme, like the complexity of the national public and administrative procedures, complex procedures for acquisition of aquaculture licences, no possibilities of co-financing for potential interested beneficiaries. The Commission is working continuously with the Member States to find ways to bring further improvement.

### Direct management

- The midterm evaluation of the direct management part of the EMFF found that actions funded through this strand were appreciated by stakeholders and contributed to meeting the objective of both maritime and fisheries policies.
- The backbone of the maritime policy remains the integrated governance, joined-up data and spatial plans that take into account neighbours, communication between maritime authorities, business support for emerging industries and sound criteria for assessing the state of the marine environment.
- The fisheries policy is supported through scientific advice, improved enforcement, structured stakeholder involvement, enhanced ocean governance and market intelligence.
- In the implementation of the common fisheries policy, the Commission has been managing the fisheries conservation policy to achieve maximum sustainable yield for fish stocks by 2020. Despite the overall improvement, there are areas, such as the Mediterranean Sea and the Black Sea, where most of the stocks are still being exploited beyond sustainable levels. The Commission adopted and implemented concrete regional action plans to reverse the situation of the stocks and improve science and means of control. An example of this is a proposal made in October 2019 that fixed the fishing opportunities for 2020 in the Mediterranean and Black Sea, and further addressed the data collection, scientific evaluation, ecosystem-based fisheries management and the fight against illegal, unreported and unregulated fishing in the region.
- The midterm evaluation also noted that links with European Regional Development Fund could be improved and that a more comprehensive monitoring and evaluation system could be established. An indicator system is in preparation to facilitate the evaluations of the next programming period. The idea is to deliver a common monitoring and evaluation system under direct management that is fully compatible with the shared management common monitoring and evaluation system. This includes common result indicators, common typologies and standardised implementation data. Work commenced in July 2019 and is currently in being finalised (as of April 2020).

### Concrete examples of achievements

8 700	80 000	34 000	EUR 127 million	14 893	3 500	40 000
<p>fishing vessels benefited from the EMFF between 2014 and 2018 (about 10% of the EU fleet). Of the vessels, 48% belonged to the small-scale coastal fishing fleet.</p>	<p>fishermen, 18 000 members of producer organisations and 40 000 employees of processing companies benefited from the EMFF between 2014 and 2018.</p>	<p>operations were selected to receive funding under the EMFF between 2014 and 2018, almost 27 000 of which were targeted towards small to medium-sized enterprises or private individuals.</p>	<p>was contributed by the EMFF to support innovation and new technologies through 585 operations between 2014 and 2018.</p>	<p>projects addressing environment and resource efficiency were selected between 2014 and 2018, with an EMFF contribution of EUR 532 million.</p>	<p>operations related to better management of Natura 2000 sites (covering 74 000 km<sup>2</sup>) and other marine protected areas (704 055 km<sup>2</sup>) were supported between 2014 and 2018.</p>	<p>people participated in 77 beach-cleaning actions in 2019, removing 850 tonnes of waste from the oceans and beaches.</p>

**LEGAL BASIS**

Regulation (EU) No 1293/2013  
of the European Parliament and  
of the Council

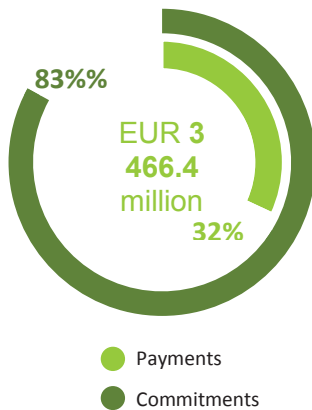
**MORE INFORMATION**

<http://europa.eu/!wN47nW>

**FINANCIAL PROGRAMMING**

(million EUR)

2014	403.4
2015	435.1
2016	462.8
2017	493.7
2018	522.8
2019	559.1
2020	589.6
<b>Total</b>	<b>3 466.4</b>

**OVERALL EXECUTION  
(2014-2019)****Evaluations/  
studies conducted**

The external midterm evaluation of the programme for environment and climate action (LIFE) was carried out in 2017. For further information please consult: <http://europa.eu/!DR84mQ>

**How is it  
implemented?**

The Directorate-General for Environment is the lead DG for the implementation of the programme, while the Directorate-General for Climate Action is associated. The programme is implemented through direct (grants and procurement) and indirect (financial instruments) management, along with

**Why is it necessary?**

The LIFE programme helps to ensure that the application of European Union environmental and climate legislation and policies is consistent across the EU. It also encourages cross-border responses to common challenges which individual Member States acting alone would be unable to address. It allows the better sharing of responsibility for the protection of natural resources and promotes solidarity for the management and conservation of environmental assets in the EU, which are unevenly distributed among

**Voted budget execution (in million EUR)**

EXECUTED COMMITMENTS		EXECUTED PAYMENTS	
493.7	2017	221.3	
522.5	2018	251.6	
559.1	2019	314.6	

# LIFE

## PROGRAMME FOR THE ENVIRONMENT AND CLIMATE ACTION

### What is LIFE?

LIFE is the only EU programme exclusively dedicated to the environment, nature conservation and climate action, all of which are areas of growing concern for citizens. It finances a wide variety of activities, ranging from the protection of biodiversity to support for the circular economy; from the demonstration of new emission-reduction technologies to preparatory work for international negotiations; from the enforcement of environment and climate legislation to the development of environment and climate governance at all levels. The LIFE programme serves as an important catalyst for developing and exchanging best practices and knowledge. The programme's role is to build up and improve capacity, to speed up the implementation of EU legislation and to help private players, in particular businesses, test small-scale technologies and solutions and leverage other funds. The LIFE programme for 2014-2020 finances action grants (about 75% of the overall amount), financial instruments (6%), procurement (17%) and operating grants (2%). New activities, such as two financial instruments and new types of grants (integrated projects, technical-assistance projects and capacity-building projects), were introduced in 2014 to respond to specific needs identified in the past.



### Specific objectives

- Contribute to a greener and more resource-efficient economy and to the development and implementation of EU environmental policy and legislation ('Environment and resource efficiency' priority area).
- Halt and reverse biodiversity loss, support the Natura 2000 network and tackle the degradation of ecosystems ('Biodiversity' priority area).
- Support better environmental governance and information at all levels ('Environmental governance and information' priority area).
- Reduce EU greenhouse gas emissions and develop and implement EU climate policy and legislation ('Climate change mitigation' priority area).
- Increase the EU's resilience to climate change ('Climate change adaptation' priority area).
- Support better climate governance and information at all levels ('Climate governance and information' priority area).

Member States. It represents an EU-level platform for sharing best practices and know-how.

### Outlook for the 2021-2027 period

The Commission proposed to continue the programme for the next multiannual financial framework (2021- 2027). The proposal also includes a new strand for the transition to clean energy.

## Key performance indicators

	Baseline	PROGRESS TOWARDS THE TARGET	Target	Results
Implementation of the seventh environment action programme		> 100%	1 700	2 507 compared to a target of 1 700 interventions
Population benefiting from improved air quality <sup>(1)</sup>		> 100%	1.4 m	1.5 million people compared to a target of 1.4 million
Species targeted progressing towards improved conservation status <sup>(1, 2)</sup>		> 100%	≥10%	34% compared to a target of ≥ 10%
Interventions to ensure awareness of environmental and climate aspects		> 100%	800	833 compared to a target of 800
Climate-change adaptation strategies adopted by Member States	16	83%	28	26 out of 28

% of target achieved by the end of 2019

<sup>(1)</sup> Latest results from 2018.

<sup>(2)</sup> Average results for 2014-2018.

## Where are we in the implementation?

- Following the 24 calls for proposals for traditional projects launched from 2017 to 2019, more than 3 100 proposals were received, of which 290 (grant) projects for 2017 and 2018 were financed. The call for proposals launched in 2019 is still ongoing.
- A total of 422 project applications for traditional projects focusing on climate-action objectives have been received. Some 45% of the total number of proposals for climate action focused on climate adaptation. The proportion of project proposals for climate mitigation is increasing rapidly (from 30% in 2017 to 38% in 2019). Sixty-seven projects were co-financed following the calls for proposals in 2017 and 2018.
- On environmental objectives, including the circular economy, air, water, soil, chemicals, noise, resource efficiency, and nature and biodiversity, 2 682 applications were received in 2017-2019, and 223 projects were financed in 2017 and 2018. The 2019 projects are currently being awarded their grants. The number of applications for nature and biodiversity projects is constantly increasing, and reached 328 in 2019.
- Since 2017, 12 calls for proposals for integrated projects have been launched. The demand is higher than expected, with 22 integrated projects in 16 different Member States being financed in 2017 and 2018 to implement an environment- or climate-specific plan or strategy. Also, 33 concept notes were submitted in 2019 by 20 different Member States, thus confirming the success of this type of project.
- On the basis of the integrated projects financed in 2017 and 2018, the total LIFE financing of EUR 217 million for the 22 integrated projects should facilitate the coordinated use of about EUR 10 billion in complementary funding.
- The Private Finance for Energy Efficiency instrument aims at developing the capacity of intermediary banks to establish credit lines addressing energy-efficiency investments. By the end of 2019, 11 collateral agreements had been signed with intermediary banks. The full guarantee (EUR 72 million) under phase 1, and an additional EUR 1.5 million which is being reused, has now been allocated in 11 Member States to support total targeted investment of up to EUR 725.7 million. This represents a leverage of 10 times the amount of EU funding invested for this phase. The Private Finance for Energy Efficiency instrument was scaled up after its pilot phase, with additional funding amounting to EUR 25 million for 2018-2020.
- Extensive preparatory work is ongoing within the framework of the European Green Deal, such as on the European climate law; the European climate pact; the extension of the emissions trading system; legislation on batteries in support of the strategic action plan on batteries and the circular economy; waste-reforms legislation, the EU biodiversity strategy for 2030; the new EU forest strategy and measures to support deforestation-free value chains; and the chemicals strategy for sustainability to guarantee a non-toxic environment.

## Performance assessment

- The LIFE programme is intended to act as a catalyst for changes in policy development and implementation by providing and disseminating solutions and best practices to achieve environmental and climate goals, and by promoting innovative environmental and climate-change technologies. The catalytic effect of the programme is, however, particularly difficult to quantify, therefore the current performance of the programme can be measured mainly in terms of the expected results of the projects (grants and financial instruments), which represent more than 81% of the overall budget.
- Given the length of the award procedures and the time required for project implementation (the projects are expected to last 5-7 years), the first resulting data on the LIFE programme can be provided only for 2018, while related values for the output indicators are also available for 2019. Despite the few projects currently completed, the programme has performed solidly in several respects, as explained below.
- All the actions of the programme contribute to implementing the seventh environmental programme. The overachievement in relation to the number of programme interventions (indicator 1) shows that the attractiveness of the programme is higher than initially expected in terms of output.
- The high quality of the projects selected and the added value of the programme are also confirmed by the number of people benefiting from improved air quality (indicator 2) and the percentage of targeted species that are progressing towards conservation status, where the projects selected have a wider impact than originally expected, with significant benefits for EU citizens.
- In relation to integrated projects, for each euro financed by the LIFE programme, EUR 45 of complementary funding is expected to be financed from other sources for the implementation of the targeted plans during the whole life cycle of the project, confirming the important role of the EU budget in attracting additional resources.



## Concrete examples of achievements

A 10 million-tonne-per-year	A 1 500-tonne-per-year	A 400-tonne-per-year
potential decrease in carbon dioxide (CO <sub>2</sub> ) emissions, related to 107 projects.	potential decrease in methane (CH <sub>4</sub> ) emissions, related to eight projects.	potential decrease in nitrous oxide (N <sub>2</sub> O) emissions, related to 9 projects.

- **Biodiversity.** LIFE Euroturtles and LIFE Medturtles are projects that are working together to tackle a relevant number of threats at turtles' nesting and foraging sites in a wide range of countries (Croatia, Cyprus, Greece, Italy, Malta and Slovenia (Euroturtles) and Albania, Spain, Tunisia and Turkey (Medturtles)). This allows best practices to be spread for the conservation of the loggerhead turtle (*Caretta caretta*) and the green turtle (*Chelonia mydas*).
- **Climate.** The LIFE green gas network project tested a way to cut gas leaks through improved pressure control. In Lombardy this project tested a new management and control system for regulating pressure levels in gas-distribution networks. This cut greenhouse gas emissions by 6% without compromising service delivery. The project team calculated that applying the control system across low- and medium-pressure areas of Italy's gas network would save 3.9 million tonnes per year of CO<sub>2</sub> equivalent. It could also save money for gas companies and consumers.
- **Environment and energy efficiency.** The LIFE Methamorphosis project proposes to demonstrate, at the industrial scale, two innovative waste-treatment systems: one in urban waste plants; and the other in agro-industrial and other organic waste treatment plants. In addition, the project tests the use of the bio-methane derived from waste streams in the automotive sector. If successful, 5 years on from the start of the project the two prototypes could produce over 176 million kWh of renewable energy each year (close to the annual electricity consumption of 50 000 homes).
- **Environmental and climate governance at all levels.** The LIFE-A2J-EARL project aims to increase awareness of existing rules and case-law on access to justice in environmental matters for specific target audiences – the judiciary, bodies responsible for the administration of justice, public-interest lawyers and public administrations; and to increase knowledge on how to deal with, and the capacity to overcome, legal (both substantial and procedural) challenges and obstacles to effective access to justice in the environmental field.
- **Awareness raising and information on climate and environment issues and the exchange of best practices.** The project 'Raising awareness of the need for climate action' led an information campaign to promote climate-change and sustainable development policy. It raised public awareness in Poland about the need for action to boost renewables, improve energy efficiency and consume sustainably. More than 8 million people viewed 10 short films made by the project, shown on the Discovery Channel and associated networks. The project worked with bloggers to build substantial public interest in its 5-minute movies and award-winning documentary film. This approach contributed to increased support for climate action and renewable energy at both the regional and the national level in Poland.
- **Implementation and enforcement of environment and climate legislation and policies.** The 'Better regulation aimed at valorising EMAS' project reduced the environmental impacts of private companies. It helped to identify and develop effective measures for improving environmental legislation by reducing financial and administrative burdens for companies registered with eco-management schemes. The project supported the full integration of the Eco-Management and Audit Scheme, and other voluntary certification schemes such as the EU Ecolabel, into the environmental legislation of Spain and Italy. Furthermore, it encouraged the adoption of the proposed measures in other areas of Spain and Italy. At least 23 measures developed by the project have been adopted within environmental legislation in the regions of Andalusia and Valencia in Spain, and Friuli-Venezia Giulia, Liguria, Lombardy and Tuscany in Italy. In addition, Veneto, a region not originally involved, adopted one of the proposed measures as a result of the project's dissemination activities.

**LEGAL BASIS**

Bilateral sustainable fisheries partnership agreements between the European Union and

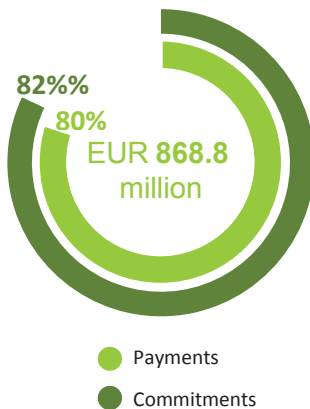
**MORE INFORMATION**

<http://europa.eu/!mH87VG>

**FINANCIAL PROGRAMMING**

(million EUR)

2014	80.0
2015	135.6
2016	135.7
2017	127.0
2018	94.5
2019	147.9
2020	148.0
<b>Total</b>	<b>868.8</b>

**OVERALL EXECUTION (2014-2019)****Evaluations/ studies conducted**

For further information on the studies and evaluations of SFPAs, please consult: <https://europa.eu/!cg34UM>

**How is it implemented?**

DG Maritime Affairs and Fisheries is the lead DG for the implementation of the programme. The programme is implemented through direct management.

# FISHERIES AGREEMENTS

## COMPULSORY CONTRIBUTIONS TO REGIONAL FISHERIES MANAGEMENT ORGANISATIONS AND OTHER INTERNATIONAL ORGANISATIONS AND SUSTAINABLE FISHERIES PARTNERSHIP AGREEMENTS

### What are the fisheries agreements?

The EU negotiates, concludes and implements bilateral sustainable fisheries partnership agreements (SFPAs) between itself and non-EU countries and pays compulsory annual contributions deriving from EU membership of international bodies, including various regional fisheries management organisations (RFMOs).

RFMOs are international bodies set up to promote the conservation and sustainability of straddling and highly migratory fish stocks. The EU has a strong presence in all of the world's oceans through its fleets and is obliged under the United Nations Convention on the Law of the Sea to cooperate with other parties by participating in these organisations. The RFMOs are the main vehicle for multilateral cooperation, providing a legal framework that can take into account the specific features and characteristics of each zone and species concerned.

Within the framework of the SFPAs, the Commission maintains a political dialogue on fisheries-related policies with non-EU countries concerned, in accordance with the principles governing the common fisheries policy and the commitments under other relevant European policies. In addition the aim is to improve scientific and technical knowledge of relevant fisheries, contribute to the fight against illegal, unreported and unregulated fishing and foster better global governance of fisheries at the financial and political level.

### Why is it necessary?

**SFPAs.** Under its exclusive competence for negotiating bilateral fisheries agreements the Commission negotiates, concludes and implements bilateral SFPAs between the European Union and non-EU countries with the objective of contributing to a regulated framework for the EU's long-distance fishing fleet while ensuring suitable exploitation of the non-EU countries' relevant fisheries resources and supporting the competitiveness of the EU's fishing fleet.

**RFMOs and international organisations.** Given the exclusive competence of the EU for the conservation of marine living resources and international obligations deriving from the United Nations Convention on the Law of the




Sea and the implementation of the United Nations Fish Stocks Agreement, to which the EU is a party, the Commission pays compulsory annual contributions deriving from the EU's membership of international bodies. This includes various RFMOs where the EU has an interest and bodies set up by the United Nations Convention on the Law of the Sea, namely the International Seabed Authority and the International Tribunal for the Law of the Sea. In line with the external dimension of the common fisheries policy, the EU will promote better international fisheries and ocean governance and the sustainable management of international fish stocks, and defend EU economic and social interests within these organisations.


### Voted budget execution (in million EUR)

EXECUTED COMMITMENTS	EXECUTED PAYMENTS
<p><b>Specific objectives</b> 125.4</p> <ul style="list-style-type: none"> <li>To promote, through active involvement in international organisations, sustainable development for management and maritime with the common fisheries policy objectives, and ensure that fishery resources are maintained above or restored to above levels capable of producing maximum sustainable yield.</li> </ul>	<p>135.2</p> <ul style="list-style-type: none"> <li>To establish, through SFPAs, a legal, economic and environmental governance framework for fishing activities carried out by EU fishing vessels in non-EU country waters, in accordance with other EU policies.</li> </ul>

[www.parlament.gv.at](http://www.parlament.gv.at)

## Key performance indicators

	Baseline	PROGRESS TOWARDS THE TARGET	Target	Results
Number of SFPAs in force		 87%	15	13 out of 15 agreements
Number of EU vessels with fishing possibilities – tuna		 > 100%	120	128 vessels compared to a target of 120
Number of EU vessels with fishing possibilities – mixed		 > 100%	100	207 vessels compared to a target of 100 vessels

 % of target achieved by the end of 2019

## Where are we in the implementation?

### SFPAs

- At the end of 2019, a total number of 13 protocols to SFPAs were in force, compared with 9 at the end of the previous year. The voted budget was fully used to pay for access and sectoral support as provided for in the protocols.
- In 2019, SFPA-related negotiations were successfully completed for the renewal of the SFPA protocol with São Tomé and Príncipe, Senegal and Seychelles and were ongoing with Kiribati and Madagascar.
- Following the completion of legislative procedures, new SFPA protocols with the following countries started to apply in the course of 2019: Cabo Verde, Guinea-Bissau, Morocco, São Tomé and Príncipe, Senegal and The Gambia. In the case of Mauritania, a one-year extension had been agreed upon.
- Also in 2019, a mandate to open negotiations for a new SFPA with Greenland was adopted, along with a mandate to renew the access agreement to Mayotte waters. In addition, preliminary steps have been taken with a view to obtaining a negotiation mandate with Liberia and Cook Islands.

### RFMOs

- The EU, represented by the Commission, plays an active role in 5 tuna and 12 non-tuna RFMOs, regional fisheries bodies and other organisations.
- The EU paid its membership contributions to 13 RFMOs and 3 other international bodies in view of the EU's membership as provided for in the 2019 budget.

## Performance assessment

### SFPAs

- With a total number of 13 SFPA protocols in 2019 and with an objective of renewing SFPA protocols with Gabon and Madagascar, the 2020 target of 15 protocols in place is on track to be achieved.
- The number of active vessels in the framework of the SFPAs has increased to 128 for tuna agreements and to 207 in the case of mixed agreements. This shows a large increase compared to previous years, in line with the 2020 target, in particular thanks to the reactivation of the SFPA with Morocco.
- This implementation and management of SFPAs has led to more fishing opportunities along with providing more fish on the European markets.
- In addition, SFPAs have also been contributing to the development of the fisheries sectors in the partner countries and to better governance of their fisheries sectors. A significant part of the total EU budget for SFPAs has been devoted to projects related to control and surveillance capacities, small port infrastructures, landing facilities and laboratories and equipment for small-scale fishermen.
- At the same time, SFPAs contribute to eliminating illegal fishing and providing good framework conditions for local fishermen. SFPAs therefore also contribute to ensuring food security for local coastal communities. Concrete projects financed include the reinforcement of the sanitary control capacity in ports, landing facilities with storage and ice facilities, financing the acquisition of patrol boats and their maintenance, and training of fisheries inspectors and observers.

### RFMOs

- Overall, the EU has remained the key driver for progress in RFMOs and for improving their performance with concrete proposals. The EU's voluntary contributions to the scientific advice of RFMOs played a key role in several RFMOs.
- The Commission continued to deliver on its commitment to achieve more sustainable fisheries worldwide: 88% of all conservation measures adopted in 2019 by RFMOs of which the EU is a member were in line with scientific advice. The 2020 target of 100% will continue to be pursued by the Commission.
- There are currently illegal, unreported and unregulated fishing listing procedures in place in all RFMOs. In addition, an increasing number of RFMOs have cross-listing procedures and/or specific provisions to address the responsibility of nationals involved in illegal, unreported and unregulated fishing.
- The main drawback is that consensus is required in the decision-making procedure set out in RFMOs and the EU is not the only actor involved. Other identified drawbacks are the lengthy procedures for the identification and implementation of projects along with the delays in the reporting by RFMOs.
- The Commission will continue to advocate the adoption of catch documentation systems for high-value species in all RFMOs, to promote the establishment of marine protected areas or fisheries restricted areas, and is continuously improving the management of fish aggregated devices used in tuna fisheries.

## Concrete examples of achievements

412	470	15 000	70%	47	88%
-----	-----	--------	-----	----	-----

authorisations were issued in 2019 for 128 vessels related to tuna agreements (a vessel can be granted several authorisations).	authorisations were issued in 2019 for 207 vessels for mixed fisheries.	jobs were created through SFPAs in the EU (6 000 direct and 9 000 indirect).	of the catches made in the context of SFPAs are processed in the partner country.	proposals were tabled (or co-sponsored) by the EU in the RFMOs in 2019, of which 24 were adopted.	of all conservation measures, adopted in 2019 by RFMOs of which the EU is a member, were in line with scientific advice.
---------------------------------------------------------------------------------------------------------------------------------	-------------------------------------------------------------------------	------------------------------------------------------------------------------	-----------------------------------------------------------------------------------	---------------------------------------------------------------------------------------------------	--------------------------------------------------------------------------------------------------------------------------

- In 2019 key deliverables in the protection of vulnerable species and vulnerable marine ecosystems were:
  - the adoption of a quota for blue sharks by the International Commission for the Conservation of Atlantic Tunas;
  - a strong conservation measure for mantas and mobula rays, to protect these vulnerable species, by the Indian Ocean Tuna Commission;
  - the adoption of a new bottom-fishing framework to protect vulnerable marine ecosystems by the Southern Indian Ocean Fisheries Agreement and the South Pacific Fisheries Management Organisation.

**LEGAL BASIS**

Regulation (EU) No 516/2014 of the European Parliament and of the Council amending Council Decision 2008/381/EC and repealing Decisions No 573/2007/EC and No 575/2007/EC of the European Parliament and of the Council and Council Decision 2007/425/EC

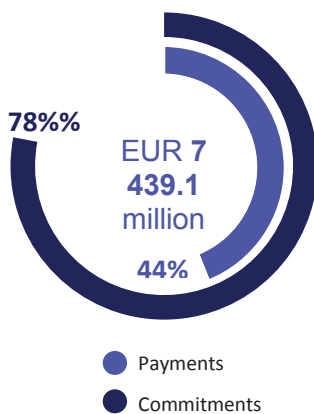
**MORE INFORMATION**

<http://europa.eu/!vg89RF>

**FINANCIAL PROGRAMMING**

(million EUR)

2014	230.5
2015	623.0
2016	1 799.0
2017	1 614.5
2018	747.9
2019	1 191.0
2020	1 233.3
<b>Total</b>	<b>7 439.1</b>

**OVERALL EXECUTION  
(2014-2019)****Evaluations/  
studies conducted**

The studies and evaluations carried out by the Directorate-General for Migration and Home Affairs can be consulted at:  
<http://europa.eu/!Bq97ft>

**How is it  
implemented?**

The Directorate-General for Migration and Home Affairs is the DG responsible for the implementation of the programme. The programme is implemented mainly through shared management, direct and indirect (through the United

Nations Refugee Agency), the International Organization for Migration and others) management.

**Why is it necessary?**

Some Member States experience particular migratory pressure due to their specific geographic situation and the responsibility they bear in managing migration flows. The principle of solidarity and the fair sharing of responsibilities between Member States is at the heart of the common policies on asylum and immigration. The EU budget provides the means to address the financial implications of this principle.

In relation to the external dimension of home affairs, the adoption of measures and the pooling of resources at EU level will significantly increase the leverage necessary to convince non-EU countries to engage with

**Voted budget execution (in million EUR)**

EXECUTED COMMITMENTS		EXECUTED PAYMENTS	
1,407.6	2017	568.4	
747.3	2018	696.5	
1,183.8	2019	873.9	

# AMIF

## ASYLUM, MIGRATION AND INTEGRATION FUND

### What is the Asylum, Migration and Integration Fund?

The Asylum, Migration and Integration Fund promotes the efficient management of migration flows and the implementation, strengthening and development of a common EU approach to asylum and migration. The fund offers important financial assistance to cope with actions related to the reception of asylum seekers and integration of non-EU nationals. It provides material aid and support services, and supports Member States' efforts to achieve sustained solutions, burden sharing and cooperation on migration management with non-EU countries.

Concrete actions funded through this instrument include a wide range of initiatives, such as the improvement of accommodation and reception services for asylum seekers, information measures and campaigns in non-EU countries on legal migration channels, civic orientation and language training for non-EU nationals, promoting integration assistance to vulnerable persons belonging to the target groups of the fund, information exchange and cooperation between Member States and the training of staff, assisted voluntary return programmes and relocation and resettlement operations.



### Specific objectives

- To strengthen and develop all aspects of the Common European Asylum System, including its external dimension.
- To support legal migration to the Member States in accordance with their economic and social needs, such as labour market needs, while safeguarding the integrity of their immigration systems, and to promote the effective integration of non-EU nationals.
- To enhance fair and effective return strategies in the Member States which contribute to combating illegal immigration, with an emphasis on sustainability of return and effective readmission in the countries of origin and transit.
- To enhance solidarity and responsibility-sharing between the Member States, in particular with those most affected by migration and asylum flows, including through practical cooperation.

it on those migration-related issues that are primarily in the interest of the EU and the Member States.

### Outlook for the 2021-2027 period

The Commission proposed to succeed the current fund with the Asylum and Migration Fund for the next MFF. Given the magnitude of the migration-related needs in the MS, the integration measures are proposed to be complemented by the European Social Fund+ focusing more on the long-term socio-economic integration of non-EU country nationals. Moreover, given the importance of cooperation with countries of origin and transit the proposal for a Neighbourhood and Development Cooperation Instrument includes a 10% horizontal expenditure target for addressing the root causes of irregular

## Key performance indicators

	Baseline	PROGRESS TOWARDS THE TARGET	Target	Results
Asylum – persons provided with assistance		> 100%	1.3 m	2.1 compared to 1.3 million people
New/improved reception accommodation infrastructures		59%	50 778	30 026 out of 50 778 infrastructures
Support of asylum policies in Member States		58%	143	83 out of 143 projects
Resettlement of persons		62%	101 116	62 651 out of 101 116 persons
Integration of non-EU nationals – number of beneficiaries		> 100%	2.6 m	5.9 compared to 2.6 million persons
Integration of non-EU nationals – local, regional and national actions		> 100%	7 443	8 957 compared to 7 443 actions
Support of integration policies in Member States		60%	134	81 out of 134 projects
Co-financed returns – total		45%	614 100	276 140 out of 614 100 persons
Co-financed returns – voluntary		50%	316 170	159 142 out of 316 170 persons
Support of return policies in Member States		66%	44	29 out of 44 projects
Asylum seekers and beneficiaries transferred from one Member State to another <sup>(1)</sup>		88%	36 268	32 069 out of 36 268 persons

% of target achieved by the end of 2019

<sup>(1)</sup> As reported by the Member States in their annual accounts. The indicator monitors relocation under the two Council decisions on relocation of September 2015 as well as under voluntary relocations.

## Where are we in the implementation?

- **National programmes under shared management.** Over the period 2014-2019, a total of EUR 2.25 billion was actually spent by the Member States in shared management, equivalent to an absorption rate of 50%. This is considered a good result, as the implementation of the Asylum, Migration and Integration Fund will run until the end of 2022, and thus 3 years of implementation remain. In comparison, the absorption rate of the European Regional Development Fund stood at 35% at the end of 2019, while the Cohesion Fund reached 39%. The national programmes were revised in 2019 to include a total additional amount of EUR 97.6 million for resettlements to be carried out by the Member States, and a similar revision will also happen in 2020.
- **Emergency assistance.** By the end of January 2020, the total amount of Asylum, Migration and Integration Fund emergency assistance granted since 2015 reached EUR 1.3 billion. In 2019, 21 grants and contribution agreements were signed for a total amount of EUR 208 million, of which EUR 133 million is for actions implemented by the United Nations Refugee Agency and the International Organization for Migration (for the benefit of Greece).
- **European Union actions.** Funding available in 2019 amounted to EUR 89 million. The relevant calls will be finalised in 2020.
- **European Migration Network.** The fund also continued to support the European Migration Network: the 2019-2020 work programme for grants included an amount of EUR 18 million for this.

## Performance assessment

- The Asylum, Migration and Integration Fund is achieving its objectives, taking into account the volatile and challenging migration situation throughout the 2014-2019 period. It provides the financial means to push forward the EU's comprehensive agenda on migration. In this respect, the Commission develops legislative proposals to establish and improve common EU action, monitoring and enforcing the correct implementation of applicable rules by the Member States.
- Overall the fund has generated important EU added value, despite the relatively small size of the funds in comparison with the important challenges imposed by the migration crisis. The main benefit at EU level arises from the transnational dimension of certain actions, but also the benefit of burden-sharing at EU level, supported in particular by the emergency assistance and relocation and resettlement mechanisms.
- For many of the indicators to monitor the implementation of the national programmes, either the milestones have been exceeded or the targets set at the beginning of the period have been achieved.
- **Strengthening the Common European Asylum System.** Most of the indicators in the area of strengthening the asylum system and reception facilities have achieved or surpassed their milestones or targets. This is the case for the number of asylum seekers provided with assistance, the increase in reception capacities and the number of staff trained in asylum-related topics.
- In order to cope with sustained migratory pressure, the emergency assistance is a useful tool for helping the Member States most affected to improve their asylum systems and reception capacities. Emergency assistance is the main tool the Commission uses to provide strategic operational support of EU added value at short notice, in the form of grants and contribution agreements. The interim evaluation of the fund also confirmed that emergency assistance is one of the main benefits at EU level.
- Coordinated resettlement efforts, providing a safe and legal way for persons in need of international protection to reach the EU, have also continuously increased since 2015. Resettlement operations are an important part of the Asylum, Migration and Integration Fund, with an allocation of almost EUR 1 billion under the national programmes in the 2014-2020 programming period. This constitutes almost a quarter of the fund's overall financial envelope.
- **Effective integration and legal migration.** The integration strand is a real success: 5.9 million persons in the target group have received integration assistance, which already surpasses the target by 3.3 million. Moreover, the number of local, regional and national policy frameworks already exceeds the target: 8 957 were put in place as compared to the target of 7 443.
- As far as fostering legal migration is concerned, the results achieved by the Member States through their national programmes

are mixed. In particular, the number of pre-departure measures organised in countries of origin to assist foreign nationals with their plans to work in the EU is far below the milestone set. Similarly, the number of cooperation projects is far below the target. The fund's action tool allows this trend to be counterbalanced and the Commission has directly promoted cooperation projects between local and regional authorities through targeted calls for proposals.



- EU actions also support the Mobility Partnership Facility, which is implemented by International Centre for Migration Policy Development.
- **Effective return policies and irregular migration.** Improvements are still needed in the effective enforcement of the return of migrants with no right to stay to their country of origin. The rate of effective returns is unsatisfactory, at 31.5% in 2019.
- Unsatisfactory return rates persist due to the inefficient enforcement or use of existing return and readmission tools and instruments at EU and national levels, and an insufficient cooperation on readmission from main countries of origin. The prospects for improvement depend on both better cooperation with non-EU countries and the effectiveness of Member States in implementing returns. The Commission has taken action to provide all necessary support to increase the return rate, and has put forward a proposal for a recast of the return directive, while the role of the European Border and Coast Guard Agency in return operations has been strengthened, and the Commission continues to negotiate and implement readmission agreements and informal arrangements with non-EU countries and working on wider partnerships that can deliver on both non-EU countries and EU objectives, including readmission..
- Voluntary return is the preferred way of returning irregular migrants, as it allows for a more dignified return for migrants, triggers better cooperation with non-EU countries and has proven a more cost-effective process than forced return. The more recent focus of resources on assisted voluntary return schemes from the EU is showing a gradual increase of the share of such returns from 20% in 2015 to 32% in 2018.
- EU actions also support non-EU countries to improve their capacity to manage readmission processes effectively (identification, re-documentation) in their cooperation with Member States; such support is financed by the Readmission Capacity Building Facility under AMIF.
- The Commission is working closely with non-EU countries to address irregular migration. For example, under the EU Emergency Trust Fund for stability and addressing root causes of irregular migration and displaced persons in Africa (the EU Trust Fund for Africa), financial support to Morocco helped reduce the number of irregular migrants on the Western Mediterranean route. The EU Trust Fund for Africa received financial support from the Asylum, Migration and Integration Fund. The Asylum, Migration and Integration Fund also supported information campaigns in non-EU countries that provide information on the risks of irregular migration and the smuggling of migrants.
- **Enhancing solidarity and responsibility-sharing between the Member States.** Solidarity has been created thanks to the emergency assistance tool, which supports the Member States facing unprecedented numbers of arrivals. Several Member States, notably Greece, Spain and Italy, benefit from Asylum, Migration and Integration Fund emergency assistance, in addition to their national allocations. The emergency assistance amounts granted to Greece up to end-December 2019 amount to EUR 841 million and to Italy EUR 178 million.
- In Greece, the pressure continues. In 2019, the country saw a 54% rise in the number of migrants arriving compared to 2018. The islands remained overcrowded and reception capacities stretched to the maximum, both in the islands and on the mainland. The Commission has agreed a number of emergency assistance projects with international organisations and the Greek authorities in order to alleviate the situation.
- Out of the 160 000 refugees expected to be relocated under the two Council decisions of September 2015, 34 712 have finally been relocated in the Member States and the Schengen associated countries. This represents nonetheless 96 % of the applicant requests, taking into account the eligibility criteria provided for in the Council decisions. The co-legislators agreed in 2018 to reallocate the remaining unused funds to other migration priorities. By revising the national programmes in 2019, this funding has notably been reallocated to voluntary relocation (EUR 26 million) and resettlement (EUR 116 million), among other key priorities in the migration area.
- On the basis of the lessons learned from this period of implementation, the Asylum and Migration Fund proposal for 2021-2027 is designed to channel 60% of the total financial envelope to the national programmes of the Member States, while the remaining 40% will be managed through a thematic facility, which will periodically provide funding to a number of priorities, through top-ups of Member State programmes (specific actions), EU actions and emergency assistance.
- Moreover, in the current period the allocation key for the national programmes was fixed at the beginning of the period, based on statistical data underlying former programmes. However, because the migration situation in the EU changed drastically in the years following the adoption of the current multiannual financial framework, the original national allocations did not adequately correspond to the respective needs of Member States. In addition, there was no possibility to update the allocation key during the programming period based on the evolving real needs.
- On this basis, the Commission proposal for 2021-2027 allocates funding to the Member States based on statistical data taking into account various 'stocks' and 'flows' that reflect the needs and pressures experienced by different Member States in three key areas covered by the fund: (1) asylum; (2) legal migration and integration; and (3) countering irregular migration including returns. This aims to reflect more accurately the specific circumstances of Member States at different stages of receiving non-EU nationals. In addition, the Commission proposed using the 3 reference years closest to the start of the programming period, to provide a more up-to-date picture of the actual needs of each Member State. The proposal also introduces the possibility of updating the allocation key to reflect more accurately the evolving needs and pressures in Member States.

### Concrete examples of achievements

379 340	954 496	62 651	23 530	30 026	10 249
asylum seekers were provided with assistance with the support of the fund in 2019.	non-EU country nationals received help with integration in 2019 with the support of the fund.	people have been resettled with the support of the fund since 2014.	returned migrants received pre- and post-integration assistance in 2019, ensuring compliance with human rights and the dignity of the returnees.	new or improved accommodation places have been created since 2014, in line with the common requirements for reception conditions set out in the EU <i>acquis</i> .	migrants benefited from the HELIOS integration project in Greece in 2019 (language courses, independent accommodation and employment assistance).

**LEGAL BASIS**

Regulation (EU) No 515/2014 of the European Parliament and of the Council repealing Decision No 574/2007/EC; Regulation (EU) No 513/2014 of the European Parliament and of the Council repealing Council Decision 2007/125/JHA

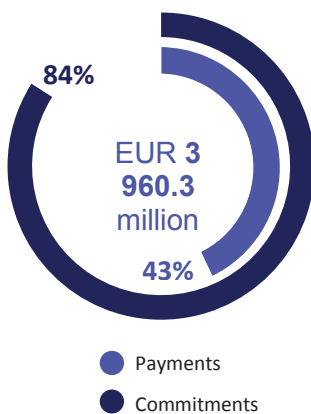
**MORE INFORMATION**

<http://europa.eu/lrb34rH>

**FINANCIAL PROGRAMMING**

(million EUR)

2014	129.5
2015	551.5
2016	735.5
2017	734.9
2018	729.7
2019	533.1
2020	546.1
<b>Total</b>	<b>3 960.3</b>

**OVERALL EXECUTION  
(2014-2019)****Evaluations/  
studies conducted**

The studies and evaluations carried out by the Directorate-General for Migration and Home Affairs can be consulted at: <http://europa.eu/!Bq97ft>

**How is it  
implemented?**

The Directorate-General for Migration and Home Affairs is the lead DG for the implementation of the programme via shared and direct management.

# INTERNAL SECURITY FUND

## What is the Internal Security Fund?

The Internal Security Fund promotes the implementation of the internal security strategy, law enforcement cooperation and the management of the EU's external borders. The fund is composed of two instruments, ISF Borders and Visa and ISF Police. ISF Borders and Visa's main objective is to contribute to ensuring a high level of security in the EU while facilitating legitimate travel. This includes the effective processing of Schengen visas by supporting a common visa policy and achieving a uniform and high level of control of the external borders in order to prevent irregular migration and ensure the smooth crossing of the borders. The ISF Police component focuses on the fight against crime as well as managing internal security risks and crises.



### Specific objectives

- Supporting a common visa policy to facilitate legitimate travel, provide a high quality of service to visa applicants, ensure equal treatment of non-EU nationals and tackle illegal immigration.
- Supporting integrated border management to ensure a uniform and high level of control and protection of the external borders while guaranteeing smooth crossings for bona fide travellers.
- Crime prevention, combating cross-border, serious and organised crime including terrorism, and reinforcing coordination and cooperation between law enforcement authorities and other national authorities of Member States.
- Enhancing the capacity of Member States and the European Union for managing effectively security-related risks and crises, and preparing for and protecting people and critical infrastructure against terrorist attacks and other security-related incidents.

## Why is it necessary?

Some Member States are under particular pressure due to their specific geographic situation and the length of the EU external borders that they have to manage. The abolition of internal border controls must be accompanied by common measures for the effective control and surveillance of the EU's external borders. The principles of solidarity and of the fair sharing of responsibilities between Member States is at the heart of the common policies on asylum, immigration and external borders. The EU budget provides the means to address the financial implications of this principle. In the area of security, serious and organised crime, terrorism and other security-related threats are of an increasingly cross-border nature. Transnational cooperation and coordination between law enforcement authorities is essential to

successfully prevent and fight these crimes, for example through the exchange of information, joint investigations, interoperable technologies and common threat and risk assessments.

Dealing with migration flows, the management of the external borders and the EU's security requires substantial resources and capabilities from the Member States. Improved operational cooperation and coordination involving the pooling of resources in areas such as training and equipment creates economies of scale and synergies, thereby ensuring a more efficient use of public funds and reinforcing solidarity, mutual trust and responsibility sharing for common EU policies among Member States.

## Voted budget execution (in million EUR)

EXECUTED COMMITMENTS		EXECUTED PAYMENTS	
694.6	2017	323.3	
729.1	2018	422.0	
533.1	2019	500.3	

## Key performance indicators

	Baseline	PROGRESS TOWARDS THE TARGET	Target	Results
Consulates developed/upgraded		> 100%	923	1 987 out of 923 consulates
Number of border control infrastructures		> 100%	21 154	26 772 out of 21 154 infrastructures
National border surveillance infrastructure established/further developed in the framework of the European Border Surveillance System	19	100%	30	30 out of 30 infrastructures
Joint investigation teams and European Multidisciplinary Platform against Criminal Threats (incl. Member States and authorities)		94%	216	202 out of 216 projects
Protection of critical infrastructures by Member States		71%	478	337 out of 478 projects

% of target achieved by the end of 2019

## Where are we in the implementation?

- **Shared management – national programmes.** Based on the current national programmes, the overall allocation to Member States under Internal Security Fund national programmes now stands at EUR 3.06 billion. The fund's implementation will run until end-2022, and thus 3 years of implementation remain. Up to 2019, the fund had reached an absorption rate of 44%. This can be considered satisfactory overall, given that it is implemented mainly through long-term projects for heavy equipment or the development of relevant information technology systems. The national programmes were revised in 2019 to include an additional EUR 212 million, which was allocated to the Member States participating in the ISF Borders and Visa instrument to cover costs related to the adoption of the European Travel Information and Authorisation System and the recast of the Schengen Information System regulations, as well as other substantial costs incurred with the development of border management information technology systems. The interoperability package to strengthen external border checks and close existing information gaps, including those necessary to detect identity fraud, was adopted in May 2019, and implementation has started.
- **Direct and indirect management.** The ISF Borders and Visa 2019 work programmes for EU actions and emergency assistance included a total amount of EUR 16 million, whereas the ISF Police 2019 work programme for EU actions and emergency assistance included a total amount of EUR 43 million.

## Performance assessment

- Taking into account the difficult situation at the external borders linked to high migration pressure and continuous security challenges, the Internal Security Fund has proven to be efficient, ensuring the protection of the external borders and a high level of security in the EU. The interim evaluation pointed out that the fund has been sufficiently flexible to respond to the changing needs as a consequence of the migration and security crisis.
- The funding available under the national programmes was reinforced considerably in 2017-2019 to allow the Member States to finance the national components of the information technology systems supporting the management of migration flows across the external borders, such as the Entry-Exit System, the European Travel Information and Authorisation System or the Schengen Information System.
- As pointed out in the interim evaluation, ISF Borders and Visa makes a crucial contribution to the application of the Schengen *acquis*. The EU has invested heavily in the effective control of the external borders through EU-level information systems, providing border guards and police officers with relevant information. The success of the Schengen Information System reduces the risk that people who pose a security threat, including returning EU nationals, are able to cross borders unnoticed. The instrument has also helped to increase the Member States' capacities to invest in border surveillance means and infrastructures, as well as to put means at the disposal of the European Border and Coast Guard agency (Frontex) in joint operations.
- ISF Police support is driven by the needs of national authorities aiming at keeping citizens safe in cases where joint actions can have an impact on the security of Member States. The instrument supports measures enhancing mutual trust and information sharing between national authorities. In this regard, important financial support is offered to several networks of law enforcement authorities or practitioners, such as the Radicalisation Awareness Network. The joint investigations teams and the European Multidisciplinary Platform against Criminal Threats contribute to better coordination between the Member States. Moreover, ISF Police finances the establishment and operation of the national Passenger Name Record systems, allowing national law enforcement authorities to exchange information on air passengers.
- In order to make the fund more reactive and flexible, the Commission proposals for the 2021-2027 period replace the current Internal Security Fund with the Border Management and Visa Instrument and the Internal Security Fund. These new proposals aim to address lessons learned from the current period. New mechanisms, such as the thematic facility (40% of the envelope) and a mid-term review (including a technical adjustment and performance review), will ensure that the allocation of funding can be adapted to changes in pressure at borders and security threats, and funds can be steered towards the EU's priorities with highest added value. In addition, the management of the funds will be simplified through the common provisions regulation, ensuring coherence with rules applicable to shared management funds.

## Concrete examples of achievements

130	81	11 021	43.6 million	6.7 billion
-----	----	--------	--------------	-------------

consular cooperation activities were developed with the support of the instrument in 2019.	specialised posts in non-EU countries were supported by the instrument in 2019.	members of staff were trained in border and visa and crime prevention matters in 2019 with the support of the Instrument.	crossings of the external borders in 2019 through automated border control gates were supported by the instrument.	consultations of the Schengen Information System took place in 2019.
--------------------------------------------------------------------------------------------	---------------------------------------------------------------------------------	---------------------------------------------------------------------------------------------------------------------------	--------------------------------------------------------------------------------------------------------------------	----------------------------------------------------------------------

**LEGAL BASIS**

Regulation (EU) No 1382/2013  
of the European Parliament and  
of the Council

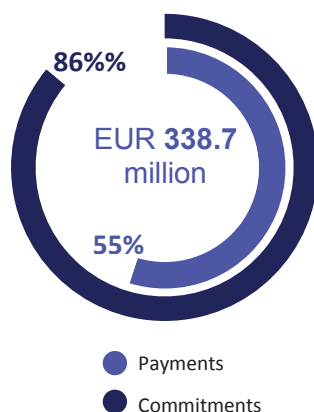
**MORE INFORMATION**

<http://europa.eu/!fc96MV>

**FINANCIAL PROGRAMMING**

(million EUR)

2014	47.0
2015	48.4
2016	51.5
2017	53.5
2018	47.1
2019	44.6
2020	46.6
<b>Total</b>	<b>338.7</b>

**OVERALL EXECUTION  
(2014-2019)****Evaluations/  
studies conducted**

The key findings of the interim evaluation of the implementation of the justice programme 2014-2020 were presented in the 2020 programme statement: <https://europa.eu/!DJ74rv>

The *ex post* evaluation of the programme will be completed in 2021.

**How is it  
implemented?**

The Directorate-General for Justice and Consumers is the lead DG for the implementation of the programme. The programme is implemented through direct management (grants and procurement).

# JUSTICE PROGRAMME

**What is the justice programme?**

The justice programme contributes to the further development of a European area of justice based on mutual recognition and mutual trust. The programme promotes:

- judicial cooperation in civil matters, including civil and commercial matters, insolvencies, family matters, succession, etc.;
- judicial cooperation in criminal matters;
- judicial training, including language training on legal terminology, with a view to fostering a common legal and judicial culture;
- effective access to justice in the EU, including the rights of victims of crime and procedural rights in criminal proceedings;
- initiatives in the field of drugs policy (judicial cooperation and crime prevention aspects).

**Specific objectives**

- To facilitate and support judicial cooperation in civil and criminal matters.
- To support and promote judicial training, including language training on legal terminology, with a view to fostering a common legal and judicial culture.
- To facilitate effective access to justice for all, including promoting and supporting the rights of victims of crime, while respecting the rights of the defence.
- To support initiatives in the field of drugs policy as regards judicial cooperation and crime prevention aspects closely linked to the general objective of the programme, insofar as they are not covered by the Internal Security Fund or by the health for growth programme.

**Why is it necessary?**

The justice programme promotes judicial cooperation between Member States' authorities and contributes to the effective and coherent application and enforcement of EU law in the areas of civil law and criminal law, civil and criminal procedural law, the rights of persons suspected or accused of crime and the rights of victims of crime.

The activities funded by the programme result in better implementation of EU justice instruments (e.g. European Investigation Orders, European Arrest Warrants and surrender procedures, European Protection Orders, European Account Preservation Orders, family law) and faster proceedings through cooperation, dialogue, sharing of experience, exchange of information, training activities and harmonisation of practices. Analytical activities also help monitor the

correct implementation of existing EU legislation, prepare or accompany new legislation or respond to policy changes in the areas covered by the programme.

**Outlook for the 2021-2027 period**

The Commission proposed a continuation of the justice programme for the 2021-2027 multiannual financial framework.

**Voted budget execution (in million EUR)**

EXECUTED COMMITMENTS		EXECUTED PAYMENTS	
53.3	2017	35.4	
47.0	2018	45.4	
44.6	2019	45.8	

## Key performance indicators

	Baseline	PROGRESS TOWARDS THE TARGET	Target	Results
Number of items of exchange information in the European criminal records information system	0.3 m	> 100%	3.5 m	3.7 million compared to a target of 3.5 million
Judiciary/judicial staff training <sup>(1)</sup>		> 100%	16 000	18 400 compared to a target of 16 000
Hits on the e-Justice Portal	40 000	93%	4.6 m	4.3 million out of 4.6 million
New psychoactive substances assessed <sup>(2)</sup>		75%	95	71 out of 95

% of target achieved by the end of 2019

<sup>(1)</sup> Latest results from 2018.

<sup>(2)</sup> Average of results for 2014-2019.

## Where are we in the implementation?

- All calls for proposals and tender procedures under the 2014-2019 work programmes have been finalised.
- The funding of the programme has been used to support the application of many EU legal instruments for judicial cooperation in criminal matters, such as the European Arrest Warrant.
- Information technology development activities in support of criminal justice in cyberspace in 2019 led to the establishment of a common e-Evidence Digital Exchange System, enabling secure electronic communication between the competent national authorities to obtain evidence in criminal matters. The e-Evidence Digital Exchange System will become operational in 2020, and additional improvements and developments are planned in the next multiannual financial framework period.
- Improving prison conditions has also become a political priority at EU level, because it affects the efficient operation of the EU's mutual recognition instruments and responds to terrorism, notably by reinforcing the prevention of radicalisation in prisons. Projects were funded via the justice programme to enhance the use of alternatives to imprisonment, to improve detention conditions in the Member States and to set up a network of prison monitoring bodies. The annual *Council of Europe Annual Penal Statistics* report provides clear insights into the detention situations.
- In 2019 the justice programme funded an awareness-raising package on the European Public Prosecutor's Office, to provide information to legal practitioners and for reuse by their training providers. The justice programme also funded the creation of judicial training material by the European Judicial Training Network and a publication on the rule of law by practitioners and academics.
- The justice programme has contributed to enhanced access to justice, including by providing multilingual informational content and electronic services, such as connecting national registers together. Over time, the e-Justice Portal has evolved to offer increased and broader content that also incorporates results and tools developed under other projects funded via the justice programme, to become a one-stop shop for citizens, businesses, legal professionals and the judiciary.
- The drugs initiatives continued to focus on expanding the knowledge base on the phenomenon of new psychoactive substances. Emphasis was put on strengthening the capacity of civil-society organisations to contribute to the implementation of the EU drugs strategy and its current action plan.

## Performance assessment

- The evaluation of the 2011-2020 European judicial training strategy shows that the strategy has contributed to increasing knowledge on EU law while reinforcing mutual trust between legal practitioners. It also shows that the strategy led to the amount of EU funds available for training legal practitioners almost doubling, along with significant improvements in the capacity of networks and training providers. The need for new objectives (e.g. qualitative ones) was noted. The indispensable character of the EU's intervention and its clear benefits were widely acknowledged; in particular, the increase in cross-border training activities and judicial exchanges could not have been achieved without EU intervention.
- The activities funded by the programme resulted in the better implementation of EU justice instruments (e.g. European Investigation Orders, European Arrest Warrants and surrender procedures, European Protection Orders, European Account Preservation Orders, family law) and faster proceedings through cooperation, dialogue, sharing of experience, exchange of information, training activities and harmonisation of practices.
- Under the European Arrest Warrant, the surrender procedure lasted on average 16.4 days after the arrest. This is higher than the target of 10 days, but lower than the 19.4 days recorded in 2014.
- Judicial training contributes to equipping practitioners with better knowledge on how to apply EU law. The participation of judiciary and judicial staff in training activities, staff exchanges, study visits, workshops and seminars outperformed expectations, showing the success of the programme's actions in this field.
- The number of hits shows that the e-Justice Portal has become a one-stop shop for justice matters. It contributes significantly to improving and facilitating access to justice for citizens, businesses, national authorities, legal practitioners and the judiciary.
- The new justice programme should continue to give the Commission sufficient flexibility to react to new political priorities. In that respect, greater flexibility in allocating funding to specific objectives would be an improvement.

## Concrete examples of achievements

over 10 000	3.7 million	18 358	4.3 million	27	53
cases per year are dealt with under the European Arrest Warrant. It is the most	exchanges of information took place in the European Criminal Records	judiciary and judicial staff were trained in 2018.	hits were registered on the e-Justice Portal in 2019.	victim support organisations have been given national coverage.	new psychoactive substances were

successful EU instrument in criminal matters.	Information System in 2019.				assessed.
-----------------------------------------------	-----------------------------	--	--	--	-----------

## LEGAL BASIS

Regulation (EU) No 1381/2013  
of the European Parliament and  
of the Council

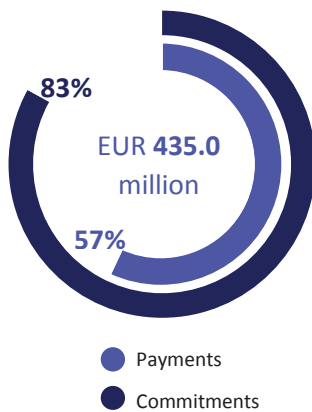
## MORE INFORMATION

<http://europa.eu/!dM83WN>

## FINANCIAL PROGRAMMING

(million EUR)

2014	55.3
2015	57.4
2016	60.0
2017	63.6
2018	63.4
2019	65.7
2020	69.7
<b>Total</b>	<b>435.0</b>

OVERALL EXECUTION  
(2014-2019)Evaluations/  
Studies conducted

The key findings of the latest evaluation (interim evaluation) were presented in the programme statements for 2020. <https://europa.eu/!YY96WG> Work on the final/ex post evaluation will begin in October 2020.

How is it  
implemented?

The Directorate-General for Justice and Consumers is the lead DG for the implementation of the programme. The programme is implemented through direct management (mainly grants).

# RIGHTS, EQUALITY AND CITIZENSHIP PROGRAMME

## What is the rights, equality and citizenship programme?

The rights, equality and citizenship programme aims to contribute to the further development of an area where people's equality and rights are promoted and protected. Its specific objectives include promoting non-discrimination, the rights of persons with disabilities, equality between women and men, the rights of the child and the rights deriving from EU citizenship. Furthermore, it aims to combat racism, xenophobia, homophobia and other forms of intolerance; prevent violence against children, young people and women and other groups at risk; and ensure the highest level of data protection and consumer rights.

In the policy area of non-discrimination and Roma integration, the rights, equality and citizenship programme supports actions to ensure that discrimination on the grounds of religion or belief, age, disability and sexual orientation is prohibited whenever possible in the same way it is on grounds of sex and race or ethnic origin.

Important projects are also supported in the fight against racism focusing, among other things, on antisemitism or anti-Muslim hatred and fostering tolerance, by supplying finance to Member State authorities and civil society organisations. Projects should contribute to the better implementation of existing EU legislation in Member States, and also to supporting the victims of hate crime and hate speech and preventing and countering online hate speech. A particular priority relates to projects aimed at preventing and countering the spread of illegal hate speech online and the development of counter-narratives.



### Specific objectives

- To promote the effective implementation of the principle of non-discrimination on the grounds of sex, racial or ethnic origin, religion or belief, disability, age or sexual orientation, and to respect the principle of non-discrimination on the grounds provided for in Article 21 of the Charter of Fundamental Rights of the European Union.
- To prevent and combat racism, xenophobia, homophobia and other forms of intolerance.
- To promote and protect the rights of persons with disabilities.
- To promote equality between women and men and to advance gender mainstreaming.
- To prevent and combat all forms of violence against children, young people and women, as well as violence against other groups at risk, in particular groups at risk of violence in close relationships, and to protect victims of such violence.
- To promote and protect the rights of the child.
- To contribute to ensuring the highest level of protection of privacy and personal data.
- To promote and enhance the exercise of rights deriving from EU citizenship.

### Why is it necessary?

The actions funded by the rights, equality and citizenship programme have helped bring tangible benefits to EU citizens. In many areas, such as consumer law, equality and non-discrimination, citizenship or data protection, individuals are protected by EU legislation, but are not sufficiently aware of their rights. Awareness-raising actions at EU level are necessary to fill this national gap. Thanks to EU funding, the political debate on gender equality has improved and several

as consumers or entrepreneurs in the internal m EU law. having regard to the projects funded



Member States have taken measures to implement new legislation to increase the number of women in decision-making positions or to reduce the gender pay gap. EU-level intervention has also been particularly relevant in combating racism, xenophobia, homophobia and other forms of intolerance as well as promoting the exercise of rights deriving from the EU citizenship, in view of the lack of significant investment in those fields at national levels.

### Voted budget execution (in million EUR)

EXECUTED COMMITMENTS		EXECUTED PAYMENTS	
63.6	2017	48.4	
63.2	2018	71.8	
65.7	2019	61.4	



## Key performance indicators

	Baseline	PROGRESS TOWARDS THE TARGET	Target	Results
Member States that set up structural coordination mechanisms on the national Roma integration strategies		 85%	26	22 out of 26 Member States
Perception of consumers of being protected <sup>(1)</sup>	64%	 73%	75%	72% compared to 75% ratio

 % of target achieved by the end of 2019

<sup>(1)</sup> Latest results from 2018.

## Where are we in the implementation?

- The selection procedure for all calls for proposals from the 2019 work programme was finalised in the same year. All operating grants were signed before the end of the year, as were half of the action grants selected under the calls for proposals.
- In the last 3 years, more than 800 organisations across Europe have received financial support from the programme. Funding was distributed between different beneficiaries, with 70% of the budget for the calls for proposals granted to one-time participation by an organisation.
- In 2019, the programme contributed to the effective implementation of the code of conduct on countering illegal hate speech online, to enhancing the understanding of the phenomenon and to fostering positive narratives through education, campaigns and awareness-raising activities.
- The programme has supported the implementation of the European Disability Strategy and UN Convention on the Rights of Persons with Disabilities (UNCPRD). In addition to annual events such as the Access City Awards that recognises and celebrates cities' willingness, ability and efforts to become more accessible, it contributed to raise awareness and knowledge with a campaign on Discrimination in the workplace (#EuvsDiscrimination) and trainings for legal and policy practitioners. To ensure informed policy development, it funded a network of academics in the field of disability for the collection of data and the assessment of the pilot project for an EU Disability Card.
- The programme has fostered the social inclusion of Roma children and families, enhancing social cohesion and improving Roma children's experience of the transition to primary school.
- Targeted support was provided to Member States to promote gender equality and the rights of the child and to combat violence against women, young people and children.
- The programme supported the implementation in Member States of the general data protection regulation and the data protection law enforcement directive. Fifteen projects received finance for awareness-raising activities on the legislation by data protection authorities, websites and social media campaigns, regional training events and seminars or the setting-up of hotlines.
- To promote and enhance the exercise of rights deriving from EU citizenship, in 2019 the programme funded a network of academics, which provides advice on policies related to this citizenship and their implementation in Member States and relevant non-EU countries.

## Performance assessment

- The programme has supported the implementation of key policies through the co-financing of more than 700 projects since 2017, to promote non-discrimination, the rights of the child, EU citizenship rights and data protection, as well as to fight gender-based violence and intolerance.
- The programme has been able to adapt to new challenges, for instance the rise of online hate speech due to the increased use of social media, the challenges of gender equality and the protection of children in migration.
- Most calls for proposals receive a high number of applications. This helps to ensure that high-quality projects are selected. In particular, three calls for proposals were performing beyond expectations, both in terms of quantity and quality: these concerned actions to combat violence against women and children, to fight racism and to promote non-discrimination.
- The programme finances more than 30 projects every year to combat discrimination and promote equality and social inclusion. Notably, it has contributed to fostering social inclusion for Roma children and families, enhancing social cohesion and improving Roma children's experience of transition to primary school.
- The main challenge for the last year of implementation of the rights, equality and citizenship programme will be to ensure the transition to and visibility of the new citizens, equality, rights and values programme (2021-2027), exploring and exploiting synergies with the Europe for citizens programme.
- In order to learn from the previous period and responding to stakeholders' expectations, the new programme will increase its emphasis on support to civil society organisations, in particular at the local level.

## Concrete examples of achievements

800	3 200	7	14	80%
organisations across the EU received financial support in 2017-2019.	children took part in play hub activities under the TOY for inclusion project implemented in 2017-2018; around 35 % were of Roma origin.	operating grants are provided annually to major EU-level networks of disability organisations, such as the European Disability Forum.	countries benefited from targeted data protection training sessions for more than 1 200 lawyers, 150 data protection officers and 450 local public authority representatives.	of beneficiaries indicated that funding received is largely effective.

## LEGAL BASIS

Council Regulation (EU)  
No 390/2014

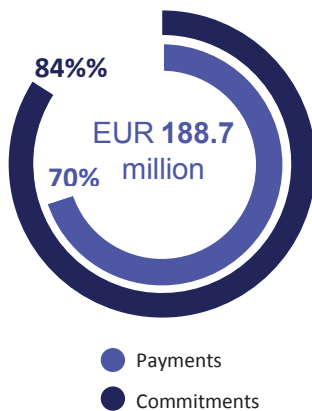
## MORE INFORMATION

<https://europa.eu/!xt64Vh>

## FINANCIAL PROGRAMMING

(million EUR)

2014	25.6
2015	24.3
2016	25.3
2017	26.4
2018	27.6
2019	28.7
2020	30.8
<b>Total</b>	<b>188.7</b>

OVERALL EXECUTION  
(2014-2019)Evaluations/  
studies conducted

The midterm evaluation of the Europe for citizens programme was carried out in 2017. For further information please consult: <https://europa.eu/!pJ44xP>

How is it  
implemented?

DG Justice and Consumers is responsible for developing the Programme, guiding its implementation and evaluating its results. The European Commission has delegated the implementation of the programme to the Education, Audiovisual and Culture Executive Agency.

## EUROPE FOR CITIZENS

## What is 'Europe for citizens'?

The Europe for citizens programme aims to contribute to citizens' understanding of the EU, its history and its diversity, in order to foster European citizenship and improve conditions for civic and democratic participation at EU level.

The Europe for citizens programme is implemented through the two strands 'European remembrance' and 'democratic engagement and civic participation', which offer co-funding for European remembrance projects, town-twinning activities, networks of towns and civil society projects. The two strands are complemented by horizontal actions for dissemination and use of project results.



## Specific objectives

- To raise awareness of the importance of remembrance, contributing to a better understanding of the EU's history, common values and cultural diversity, and promoting peace, the values of the EU and the well-being of its peoples, by stimulating debate, reflection and the development of networks.
- To encourage the democratic and civic participation of citizens at EU level, by developing their understanding of the EU policymaking process and promoting opportunities for volunteering at EU level.

## Why is it necessary?

The programme demonstrates a clear European added value as all activities funded under Europe for citizens either have a cross-border dimension, involving citizens and organisations from several participating countries, or are related to the European Union itself. Remembrance activities, town twinning or pan-European networks are intended to broaden perspectives and to develop a sense of European belonging and identity.

'European remembrance' supports activities that encourage reflection on European cultural diversity and on common values in the broadest sense. This strand of the programme also encompasses activities concerning other defining moments and reference points in recent European history.

'Democratic engagement and civic participation' supports activities that relate to civic participation in the broadest sense, and focuses in particular on constructing methods

to ensure that funded activities have a lasting effect on increasing the democratic participation of young people and the participation of women in political and economic decision-making.






'Valorisation' covers the whole programme. It focuses on the analysis, dissemination, communication and valorisation of the results of the projects. Common tools are developed to collect best practices and ideas about how to strengthen remembrance, European citizenship and civic participation and facilitate transnational exchange.


The European citizens' initiative aims to increase the contribution of the European citizens to the development of EU policies, by calling on the European Commission to submit proposals for legal acts fostering democratic participation. The objective is to emphasise its European (and transnational) dimension. Initiatives are prepared by committees of seven EU citizens residing in

## Voted budget execution (in million EUR)

EXECUTED COMMITMENTS		EXECUTED PAYMENTS	
26.3	2017	25.8	
27.6	2018	28.3	
28.7	2019	24.6	

## Key performance indicators

	Baseline	PROGRESS TOWARDS THE TARGET	Target	Results
Participants directly involved in projects		 96%	1.30 m	1.25 out of 1.30 million participants expected
People indirectly reached by the programme		 > 100%	1.55 m	1.76 million people reached compared to a target of 1.55 million
First-time applicants to projects		 > 100%	40%	66% first-time applicants compared to a target of 40%
Transnational partnerships including different types of stakeholders		 100%	2	2 out of 2 partnerships
Geographical coverage of the activities — number of countries involved	15	 100%	28	28 out of 28 Member State partners or co-partners

 % of target achieved by the end of 2019

## Where are we in the implementation?

- The programme is implemented through action grants and operating grants; the available budget is spent relatively evenly across the strands each year.
- The number of projects funded has been continuously increasing since 2014. In 2019, 433 projects were selected out of 1 590 applications received.
- As for the 'European remembrance' strand, remembrance projects selected in 2018 and 2019, shared their experience at the Taking Stock of European Memory Policies event in 2019.
- As for the 'Democratic engagement and civic participation' strand, a network of towns created eight permanent and sustainable international cultural creative centres, or 'heart points': through the project 'heart of Europe – network of towns promoting heart culture, solidarity and integration', 'heart points' were established in each participating country. Partners of the network explored different approaches to artistic expression, with the goal of contributing towards a common European identity and promoting EU values such as cultural diversity and mutual understanding. The Europe for citizens – History defines our future event in 2019 brought citizens together alongside participants in the Europe for citizens programme to discuss how to strengthen European values, achievements and identity while drawing lessons from history.
- Following a transfer of appropriations as of 2017 to the specific budget heading dedicated to the European citizens' initiative, the programme also financed information technology developments and studies for the implementation of the regulation on the European citizens' initiative.
- The new regulation on the European citizens' initiative was adopted in April 2019 and entered into application on 1 January 2020.
- In order to make the use of the European citizens' initiative easier for organisers of initiatives and for supporters (signatories) across the EU, new rules have been introduced and the information technology tools have been further developed to support the organisations in their communication activities.
- In 2019, 17 new citizens' initiatives were registered.

## Performance assessment

- The Europe for citizens programme is on track to achieve its objectives. In a challenging political, social and economic climate, the programme contributes to fostering the civic engagement of citizens across Europe. It has encouraged people to participate more actively in the development of the EU and promote its fundamental values such as tolerance, solidarity and non-discrimination, through action and operating grants. A large number of projects directly address current political and societal issues, such as migration and the European elections.
- In the area of town twinning, the programme achieves results by increasing and encouraging mutual understanding and friendship between citizens at a local level. Networks of towns complemented the traditional town twinning by offering towns and municipalities the opportunity to develop larger-scale projects, thus increasing the projects' impact and sustainability.
- Overall, the programme targeted civil society organisations through operating grants and civil society projects. The participation of stakeholder organisations in the programme influenced their own perceptions of Europe. Most participating organisations noted positive effects on their knowledge of Europe and were committed to becoming more engaged with civil society.
- Support was provided as of 2017 to boost the implementation of the European citizens' initiative. The increase in the number of requests for registration of initiatives can be partly attributed to the communication campaign funded by the Europe for citizens programme. Overall, at the end of 2019, 71 citizens' initiatives had been registered since 2012, of which one third were registered after the launch of the new communication activities.
- The programme has a wide outreach. A challenge for the last year of implementation of Europe for citizens will be to ensure the visibility of the programme's results and to strengthen synergies with other EU programmes. A communication campaign has already been funded by the Europe for citizens programme, but further common tools are needed to collect best practices and ideas about how to strengthen remembrance, European citizenship and civic participation and facilitate transnational exchange.

## Concrete examples of achievements

34	2 310	66%	1 250 000	260 000	433
countries – 28 Member States and 6 other countries – were eligible to participate.	organisations participated in the programme in 2019.	of applicants were new in 2019.	people were involved in activities of the programme in 2019.	people were reached indirectly by the programme in 2019.	projects were selected in 2019.

