



Council of the  
European Union

**Brussels, 5 December 2019  
(OR. en)**

**14704/19  
ADD 3**

**SOC 781  
EMPL 596  
EDUC 473  
JEUN 142  
ECOFIN 1094**

**COVER NOTE**

---

From: Permanent Representatives Committee (Part 1)  
To: Council

---

Subject: EMCO Review of the implementation of the Youth Guarantee -  
Figures regarding the monitoring of Youth Guarantee schemes

---

With a view to the Council (EPSCO) on 10 December 2019, delegations will find attached the "Figures regarding the monitoring of the Youth Guarantee schemes" as transmitted by the Employment Committee (EMCO).

# Data collection for monitoring of Youth Guarantee schemes in 2018

AUSTRIA .....	1
BELGIUM .....	4
BULGARIA .....	6
CYPRUS.....	9
CZECHIA .....	11
GERMANY .....	13
DENMARK.....	15
ESTONIA .....	17
GREECE.....	19
SPAIN .....	21
FINLAND .....	24
FRANCE.....	26
CROATIA .....	28
HUNGARY .....	30
IRELAND .....	32
ITALY.....	34
LITHUANIA .....	37
LUXEMBOURG .....	39
LATVIA.....	42
MALTA .....	44
NETHERLANDS .....	45
POLAND .....	47
PORTUGAL.....	49
ROMANIA .....	51
SWEDEN.....	53
SLOVENIA .....	55
SLOVAKIA .....	57
UNITED KINGDOM.....	59
Annex- Notes about the data .....	62

## AUSTRIA

The Austrian Youth Guarantee has developed progressively over a number of years and is focused on facilitating the transition from education to work and reducing the numbers of early school leavers. A Training Guarantee giving all young people a chance to complete vocational education was introduced as long ago as 2008 while the 2009 “Future for youth” action programme provided training and subsidised employment opportunities for those aged 19-24. In June 2016, a new law (Ausbildungspflichtgesetz<sup>1</sup>) made it obligatory for all those under the age of 18 to complete a qualification beyond those provided by compulsory education (up to age 15). The law aims to reduce the number of young people entering the labour market with low levels of qualification and is supported by the “AusBildung bis 18” initiative which provides guidance and training offers<sup>2</sup>. For those aged 19-24, the “Training Guarantee till 25” (Ausbildungsgarantie bis 25) introduced in January 2017 replaced the “Future for youth” programme and focuses labour market programmes more on education and training in order to support more sustainable labour market integration.

YG monitoring data cover all young people aged 15-24 registered with the PES as unemployed or as an apprenticeship seeker, or who directly started a measure offered by the PES. Data cover employment, education and apprenticeship offers. Traineeships with a formalised training element exist but cannot be identified in the data. Most training measures have no minimum duration by design, but a quality filter is used for those training offers of which the quality cannot be identified ex ante, so that only cases where individuals follow the programme for more than 2 months (62 days) are counted as positive exits. Shorter durations are counted as continued registration in the YG.

**Table 1 – Main characteristics of national YG scheme, Austria <sup>(1)</sup>**

<b>Year implemented</b>	January 2014					
<b>Coverage</b>	Young people aged 15-24 registered with the PES, either as unemployed or as apprenticeship seeker, or who directly started a PES measure which had a duration of more than 62 days (2 months)					
<b>Providers</b>	Public Employment Service (PES) (AMS)					
<b>Type of offers provided <sup>(2)</sup></b>	Employment	✓	Education	✓	<b>Time filter applied</b>	2 months for training courses
	Traineeships	✗	Apprenticeships	✓		

<sup>(1)</sup> More information can be found the national YG implementation plan, while a more recent overview can be found in the [Brochure Youth and Work in Austria 2016/17](#).

<sup>(2)</sup> Refers to subsidised offers specifically targeted at young people or heavily used within the YG context.

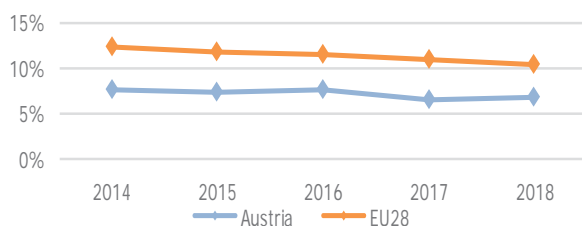
Source: YG monitoring database, data extracted 20 November 2019.

<sup>1</sup> <https://ec.europa.eu/social/BlobServlet?docId=16125&langId=en>

<sup>2</sup> More information at:

[https://www.sozialministerium.at/siteEN/Labour\\_Disabilities/Labour\\_Market/Labour\\_market\\_policy\\_in\\_Austria/Youth\\_and\\_Work\\_in\\_Austria/](https://www.sozialministerium.at/siteEN/Labour_Disabilities/Labour_Market/Labour_market_policy_in_Austria/Youth_and_Work_in_Austria/)

**Figure 1 – NEET rate 15-24 (%), Austria, 2014-2018**



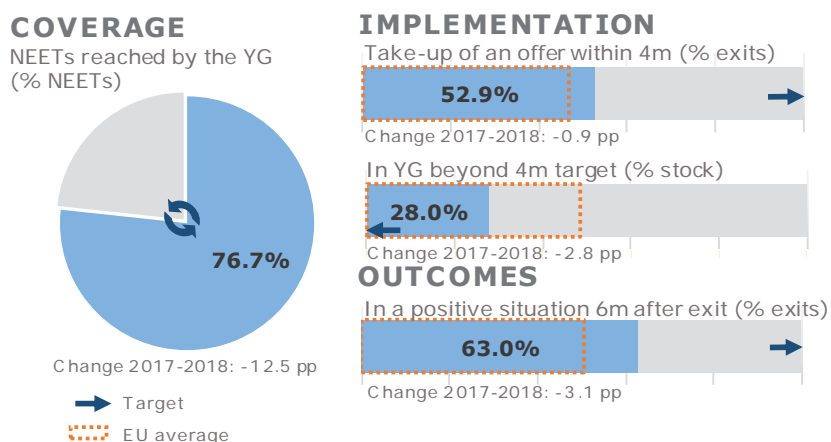
Source: Eurostat, Labour Force Survey, data extracted 21 June 2019.

In 2018, the NEET rate for those aged 15-24 in Austria was 6.8%, well below the EU rate of 10.5%, but slightly higher than in 2017 (Figure 1). Between 2014 and 2018, the Austrian NEET rate improved (fell) by 0.9 percentage points (pp) while the EU rate reduced by 2.0 pp over the same period.

Key results from monitoring the implementation and outcomes of the national YG scheme are presented in Figure 2 below.

- ❖ On average during 2018, only 28.0% of those registered in the YG preparatory phase had been waiting to take up an offer for more than 4 months, well below the EU average of 48.4%.
- ❖ More than half (52.9%) of those leaving the YG during 2018 took up a known offer within 4 months of registration, again better than the EU average of 46.7%.
- ❖ The number of people aged 15-24 registered in the Austrian YG scheme in 2018 was, on average, 76.7% of the number in this age-group identified as NEET in the Labour Force Survey, though it should be noted that the populations may not fully overlap due to differences in definitions and recording methods. This proxy “coverage rate” ranks third amongst the 28 Member States but is considerably down on the 2017 rate (89.2%).
- ❖ Almost two thirds (63.0%) of those leaving the scheme in 2018 were known to be in employment, education or training 6 months afterwards. Follow-up data for those leaving in previous years show a positive trend over the longer-term.

**Figure 2 – Key YG direct and follow-up indicators, age-group 15–24, Austria, 2017–2018**



Source: DG EMPL, YG monitoring database, data extracted 20 November 2019. NEETs data were extracted from Eurostat, Labour Force Survey on 21 June 2019.

Table 2 briefly presents key observations and overall achievements of the national YG scheme for the main target group (people aged 15-24) since the beginning of the harmonized monitoring of the YG schemes in 2014.

**Table 2 – YG cumulative achievements, age-group 15-24, Austria, 2014-2018**

Entrants <sup>(1)</sup>	Total	First-time entrants	Re-entrants
		1,122,040	26.0%
Exits <sup>(2)</sup>	Total	Positive (exit to offer)	Of which subsidised
		1,137,454	67.7%

<sup>(1)</sup> Breakdowns of entrants by previous YG experience (first-time entrants and re-entrants) may not add up to 100% in countries where this information is not available for all reference years or for all data providers.

<sup>(2)</sup> The YG scheme was introduced as a reinforcement of existing service provision and monitored as if it was an ongoing process. People already registered unemployed when the monitoring started in January 2014 (effectively a start-up stock) were not counted as entrants but will be recorded as exits at some point. Consequently, there can be more exits than entrants over the period covered.

Source: DG EMPL, YG monitoring database, data extracted 20 November 2019.

## BELGIUM

The Youth Guarantee (YG) scheme in Belgium was formally launched on 1<sup>st</sup> January 2014 and subsequently implemented by the different regional authorities. The YG scheme is available to young people aged 15-24 registered as jobseekers with any of the four regional public employment services (PES), and who are not employed or participating in an education or training measure. In the Brussels region, the YG also targets young NEETs who have not registered as jobseekers, however the YG monitoring data cover only those who have registered with the PES (Actiris).

Under the YG scheme in Belgium, employment, education and traineeship offers are provided. In order to be recorded as positive exits, participants should remain in an offer for at least 28 days.

**Table 1 – Main characteristics of national YG scheme, Belgium <sup>(1)</sup>**

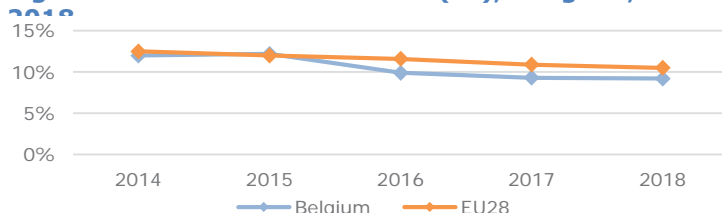
<b>Year implemented</b>	January 2014			
<b>Coverage</b>	Registered jobseekers aged 15-24, excluding those that are employed or participating in an education/training measure.			
<b>Providers</b>	The four regional Public Employment Services (PES): - Actiris (Brussels) - Vlaamse Dienst voor Arbeidsbemiddeling en Beroepsopleiding (VDAB, Flanders) - Le Forem (Wallonia) - Arbeitsamt der Deutschsprachigen Gemeinschaft Belgiens (ADG, German speaking community)			
<b>Type of offers provided <sup>(2)</sup></b>	Employment	✓	Education	✓
	Traineeships	✓	Apprenticeships	✗
	<b>Time filter applied</b>			28 days

<sup>(3)</sup> More information can be found in the Belgian YG implementation plan.

<sup>(4)</sup> Refers to subsidised offers specifically targeted at young people or heavily used within the YG context.

Source: YG monitoring database, data extracted 20 November 2019.

**Figure 1 – NEET rates 15-24 (%), Belgium, 2014-**



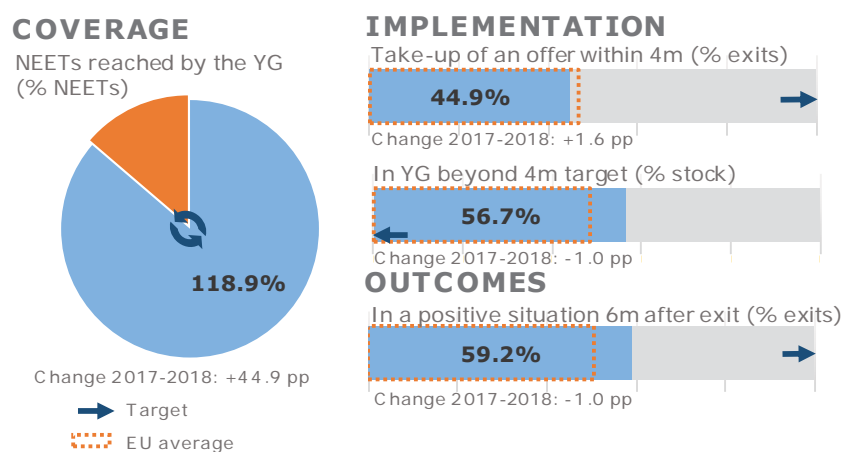
Source: Eurostat, Labour Force Survey, data extracted 21 June 2019.

In 2018, the NEET rate for young people aged 15-24 in Belgium was 9.2%, slightly below the EU rate of 10.5% (Figure 1). Since 2014, the NEET rate in Belgium has improved (reduced) by 2.8 percentage points (pp), a third more than at EU level over the same period (-2.0 pp). Key results from monitoring the implementation and outcomes of the YG scheme in Belgium are presented in Figure 2 below.

- ❖ On average, approaching three in five (56.7%) of those registered in the Belgian YG scheme at any point during the year had been registered for more than 4 months, a continued slight decrease compared to 2017 (57.7%) and 2016 (59.3%), but still some way above the EU average of 48.4%.
- ❖ Of those leaving the YG in 2018, more than two in five (44.9%) took up an offer within 4 months of registration, a slightly improved result compared to that in 2017 (43.3%) and not far short of the EU average (46.7%).

- ❖ Three in five of those leaving the YG in 2018 (59.2%) were known to be in employment, education or training 6 months later. Moreover, longer-term follow-up data for those leaving the YG in 2017, 2016 and 2015 suggest that these outcomes are sustainable.

**Figure 2 – Key YG direct and follow-up indicators, age-group 15-24, Belgium, 2017-2018**



Source: DG EMPL, YG monitoring database, data extracted 20 November 2019. NEETs data were extracted from Eurostat, Labour Force Survey on 21 June 2019.

Table 2 briefly presents key observations and overall achievements of the national YG scheme for the main target group (people aged 15-24) since 2015.

**Table 2 – YG cumulative achievements, age-group 15-24, Belgium, 2015-2018<sup>(1)</sup>**

Entrants <sup>(2)</sup>	Total	First-time entrants	Re-entrants
		1,083,308	33.7%
Exits <sup>(3)</sup>	Total	Positive (exit to offer)	Of which subsidised
		1,085,503	76.8%

(3) Data for 2014 cover only the Walloon region (Le Forem). The methodologies applied differed between regions and there were some important divergences from the specifications of the Indicator Framework.

(4) Breakdowns of entrants by previous YG experience (first-time entrants and re-entrants) may not add up to 100% in countries where this information is not available for all reference years or for all data providers.

(5) The YG scheme was introduced as a reinforcement of existing service provision and monitored as if it was an ongoing process. People already registered unemployed when the monitoring started in January 2014 (effectively a start-up stock) were not counted as entrants but will be recorded as exits at some point. Consequently there can be more exits than entrants over the period covered.

Source: DG EMPL, YG monitoring database, data extracted 19 September 2019.

## BULGARIA

The Youth Guarantee (YG) scheme in Bulgaria was launched in January 2014. The Coordination Council, managed by the Ministry of Labour and Social Policy, oversees the implementation of the National Plan for Youth Guarantee 2014-2020. Other actors involved are the Ministries in charge of Regional Development, Education and Science, Youth and Sport, Economy and Energy as well as national representative organisations of employers, employees and young people. The National Association of Municipalities is also involved.

The YG in Bulgaria is available to all young people aged 15-29 who have registered with the PES as unemployed. The scheme provides access to employment and traineeship offers, though apprenticeships are also available as part of dual-learning system implemented in recent years. By design, all measures offered have a duration of at least 6 months, but there is no minimum duration for the recording of positive exits (e.g. in case of drop-out).

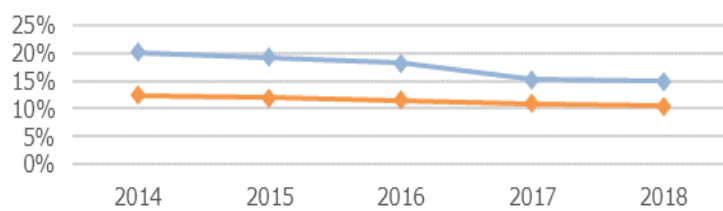
**Table 1 – Main characteristics of national YG scheme<sup>(1)</sup>, Bulgaria**

<b>Year implemented</b>	January 2014				
<b>Coverage</b>	Young people aged 15-29 registered with the PES as unemployed				
<b>Providers</b>	Public Employment Service (PES)				
<b>Type of offers provided<sup>(2)</sup></b>	Employment	✓	Education	✗	<b>Time filter applied</b> None
	Traineeships	✓	Apprenticeships	✗	

<sup>(5)</sup> More information can be found in the Youth Guarantee Implementation Plan and in the dedicated YG website.

<sup>(6)</sup> Refers to subsidised offers specifically targeted at young people or heavily used within the YG context. Source: YG monitoring database, data extracted 20 November 2019.

**Figure 2 - NEET rates 15-24 (%), Bulgaria, 2014-2018**



Source: Eurostat, Labour Force Survey, data extracted 21 June 2019.

In 2018, the NEET rate for young people aged 15-24 in Bulgaria was 15.0%, well above the EU rate of 10.5% (see Figure 2). While this gap has closed since 2014, with a reduction of 5.2 percentage points (pp), compared to 2.0 pp at EU level, the NEET rate remains the second highest amongst Member States.

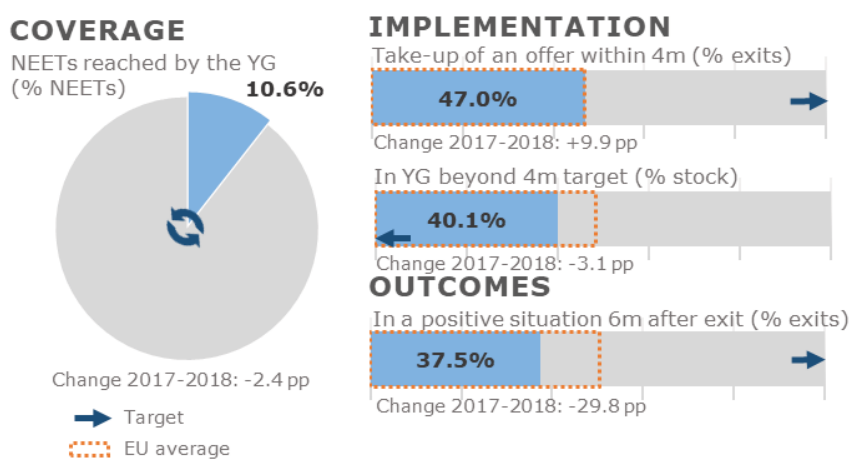
Key results from monitoring the implementation and outcomes of the Bulgarian YG scheme are presented in Figure 2 below.

- ❖ On average, two fifths (40.1%) of those registered in the YG at any point during 2018 had been waiting for an offer for more than 4 months, a reduction of 3.1 pp from 2017 and significantly below the EU average of 48.4%.



- ❖ Approaching half (47.0%) of those leaving the YG in 2018 are reported to have exited to positive destinations within the target of 4 months, a notable increase of 9.9 pp from 2017, bringing Bulgaria in line with the EU average of 46.7%.
- ❖ Only one in ten (10.6%) of the NEET population in 2018 was covered by the YG in Bulgaria, a reduction of 2.4 pp from 2017. This poor coverage rate reflects the low proportion of unemployed among the NEET population, around 80% of which is inactive and effectively not reached by the YG.
- ❖ Under two fifths (37.5%) of those leaving the YG in 2018 were known to be in a positive situation 6 months after exit, a stark decrease from 2017 (67.3%). Part of this reduction derives from reduced quality of data evidenced by a significant increase in the proportion of young people in unknown situations (41.7% in 2018 compared to 27.0% in 2017).

**Figure 2 – Key YG direct and follow-up indicators, age-group 15–24, Bulgaria, 2017–2018**



Source: DG EMPL, YG monitoring database, data extracted 20 November 2019. NEETs data were extracted from Eurostat, Labour Force Survey on 21 June 2019.

Table 2 briefly presents key observations and overall achievements of the Bulgarian YG scheme for the main target group (people aged 15-24) since the beginning of its implementation in 2014.

**Table 2 – YG cumulative achievements, age-group 15–24, Bulgaria, 2014–2018**

Entrants <sup>(1)</sup>	Total	First-time entrants	Re-entrants
		241,675	81.3%
Exits	Total	Positive (exit to offer)	Of which subsidised
		220,076	61.5%

<sup>(6)</sup> Breakdowns of entrants by previous YG experience (first-time entrants and re-entrants) may not add up to 100% in countries where this information is not available for all reference years or for all data providers.

Source: DG EMPL, YG monitoring database, data extracted 20 November 2019.

Eurostat, Labour Force Survey on 21 June 2019.

## CYPRUS

Cyprus presented its Youth Guarantee Implementation Plan at the end of December 2013 and started implementing the Youth Guarantee in January 2014. In mid-2017 it was decided to expand the YG target group to also cover those aged 25-29.

A system for monitoring the YG is still in development. In the meantime, monitoring data cover all young people aged 15-29 registered as unemployed with the Cypriot public employment services (PES). In 2018, young people registered in the Cypriot YG scheme had access to all of the general programmes/measures open to all registered unemployed and one subsidised employment programme specifically targeted at people under the age of 25. All offers lasting at least 2 days are considered as good quality offers and are treated as exits from the YG.

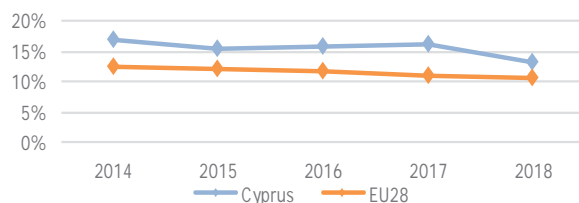
**Table 1 – Main characteristics of national YG scheme, Cyprus (1)**

<b>Year implemented</b>	January 2014				
<b>Coverage</b>	Young people aged 15-29 registered as unemployed with the PES.				
<b>Providers</b>	Public Employment Service (PES)				
<b>Type of offers provided (2)</b>	Employment	✓	Education	✗	<b>Time filter applied</b> 2 days
	Traineeships	✗	Apprenticeships	✗	

(7) More information can be found in the [National Action Plan \(NAP\)](#).

(8) Refers to subsidised offers specifically targeted at young people or heavily used within the YG context. Source: YG monitoring database, data extracted 20 November 2019.

**Figure 1 – NEET rate 15-24 (%), Cyprus, 2014-2018**

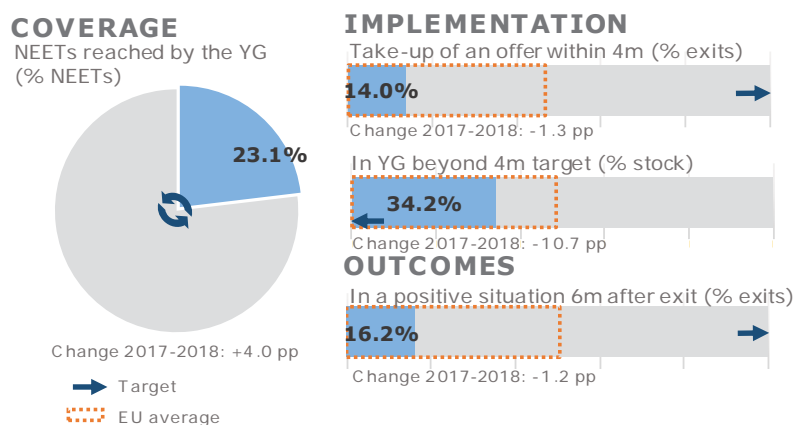


Source: Eurostat, Labour Force Survey, data extracted 21 June 2019.

In 2018, the NEET rate for those aged 15-24 in Cyprus was 13.2%, well above the rate at EU level (10.5%, Figure 1). Since the launch of the YG in 2014 there has been a significant reduction in the overall NEET rate (-3.8 pp) most of which took place in the last year (- 2.9 pp since 2017).

Key results from monitoring the implementation and outcomes of the national YG scheme are presented in Figure 2 below.

**Figure 2 – Key YG direct and follow-up indicators, age-group 15–24, Cyprus, 2017–**



## 2018

Source: DG EMPL, YG monitoring database, data extracted 20 November 2019. NEETs data were extracted from Eurostat, Labour Force Survey on 21 June 2019.

- ❖ A third (34.2%) of those registered in the YG scheme at any point during 2018 had been waiting for an offer for more than 4 months, a significant improvement compared to 2016 (-10.7 pp). Indeed, the result is now well below the EU average of 48.4% but may be artificially low due to high rates of deregistration and subsequent reregistration when young people do not maintain contact with the PES.
- ❖ Only 14.0% of those leaving the YG in 2018 are known to have taken up an offer within 4 months of registration. This result is of limited value, however, because of low quality monitoring data. Education and apprenticeship offers are not monitored and destination is unknown for more than three quarters of exits (77.0%).
- ❖ On average during 2018, the Cypriot YG scheme covered less than a quarter (23.1%) of all NEETs aged under 25. This represents an improvement compared to 2017 (19.1%) but is only slightly more than half of the rate seen at EU level (40.7%).
- ❖ Only 16.2% of those leaving the YG in 2018 were known to be in a positive situation (employment) 6 months after leaving. Again, this result is of limited value due to the low quality of data (78.3% in an unknown situation).

Table 2 briefly presents key observations and overall achievements of the national YG scheme for the main target group (people aged 15-24) since the beginning of its implementation in 2014.

**Table 2 – YG cumulative achievements, age-group 15–24, Cyprus, 2014–2018**

Entrants <sup>(1)</sup>	Total	First-time entrants	Re-entrants
	58,961 <sup>(2)</sup>	36.2%	37.7%
Exits	Total	Positive (exit to offer)	Of which subsidised
	51,512	31.1%	52.0%

<sup>(1)</sup> Breakdowns of entrants by previous YG experience (first-time entrants and re-entrants) may not add up to 100% in countries where this information is not available for all reference years or for all data providers.

<sup>(2)</sup> Includes data for 2014 and 2015 that are not compliant with the YG methodology and known to be overstated.

Source: DG EMPL, YG monitoring database, data extracted 20 November 2019.

, Labour Force Survey on 21 June 2019.

## CZECHIA

The Czech Youth Guarantee Implementation Plan was presented in December 2013 and updated in April 2014 when the implementation and monitoring of the scheme began. Monitoring data cover all young people aged 15-29 registered as unemployed with the Czech PES. In 2018, the Czech YG provided subsidised offers of all possible types except apprenticeships as there is no dual system in the country. All offers regardless of their duration are regarded as exits from the YG.

**Table 1 – Main characteristics of national YG scheme, Czech Republic (1)**

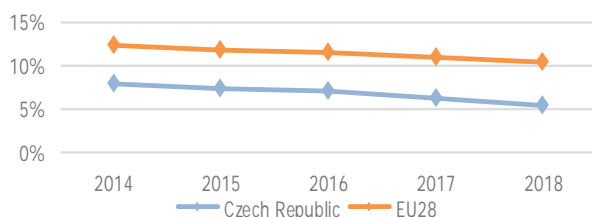
<b>Year implemented</b>	April 2014			
<b>Coverage</b>	Young people aged 15-29 registered with the PES as unemployed			
<b>Providers</b>	Public Employment Service			
<b>Type of offers provided (2)</b>	Employment	✓	Education	✓
	Traineeships	✓	Apprenticeships	✗
	<b>Time filter applied</b>			None

(9) More information can be found in the national Youth Guarantee Implementation Plan.

(10) Refers to subsidised offers specifically targeted at young people or heavily used within the YG context.

Source: YG monitoring database, data extracted 20 November 2019.

**Figure 1 – NEET rate 15-24 (%), Czech Republic, 2014-2018**



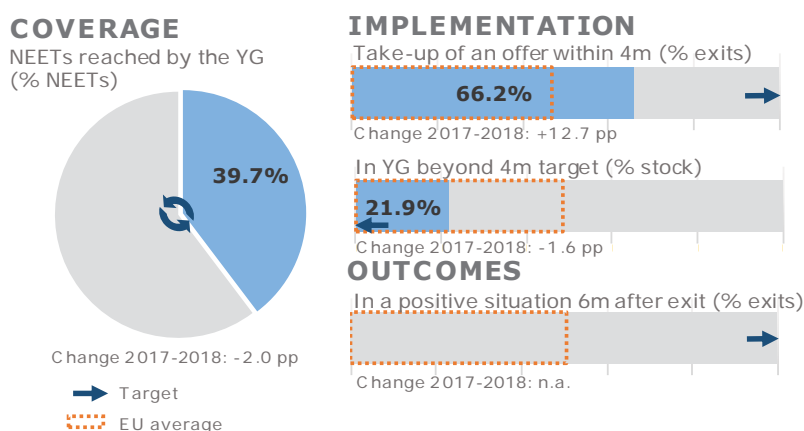
Source: Eurostat, Labour Force Survey, data extracted 21 June 2019.

In 2018 the NEET rate in the Czech Republic was 5.6%, well below the EU level rate of 10.5%. Since the beginning of the implementation of the YG in 2014, the NEET rate in the Czech Republic has fallen by 2.5 pp (see

Figure 1), slightly more than at EU level (- 2.0 pp).

Key results from monitoring the implementation and outcomes of the Czech national YG scheme are presented in Figure 2 below.

**Figure 2 – Key YG direct and follow-up indicators, age-group 15–24, Czech Republic, 2017–2018**



Source: DG EMPL, YG monitoring database, data extracted 20 November 2019.  
NEETs data were extracted from Eurostat, Labour Force Survey on 21 June 2019.

- ❖ On average during 2018, less than a quarter (21.9%) of young people registered in the YG at any point in time had been waiting for an offer for more than 4 months, less than half of the EU average of 48.4%.
- ❖ Two thirds (66.2%) of those leaving the YG in 2018 are reported to have taken up an offer within the target of 4 months, a result that is much improved from 2017 (53.5%) and noticeably above the EU average of 46.7%.
- ❖ The Czech YG scheme covered two fifths of NEETs in the country (39.7%), similar to the coverage seen in 2017 (41.7%) and to the EU average of 40.7%.
- ❖ No follow-up data are available to assess the sustainability of YG outcomes.

Table 2 briefly presents key observations and overall achievements of the national YG scheme for the main target group (people aged 15-24) since the beginning of its implementation in 2014.

**Table 2 – YG cumulative achievements, age-group 15–24, Czech Republic, 2014–2018**

Entrants <sup>(1)</sup>	Total	First-time entrants	Re-entrants
		596,551	:
Exits	Total	Positive (exit to offer)	Of which subsidised
	458,170	69.4%	13.0%

<sup>(9)</sup> Breakdowns of entrants by previous YG experience (first-time entrants and re-entrants) may not add up to 100% in countries where this information is not available for all reference years or for all data providers.

Source: DG EMPL, YG monitoring database, data extracted 20 November 2019.

## GERMANY

Germany presented its [Youth Guarantee Implementation Plan](#) in April 2014 but the start-date of the monitoring was set to January 1, 2014. The Federal Employment Agency (BA<sup>3</sup>) is the key public service provider in the German labour market as it provides comprehensive services for placing people into employment and vocational education as well as training services for individuals, businesses and other institutions. Delivery is mostly via local job centres (the majority of which are managed jointly with municipalities), which provide placement and advice services and activation through integration and education/training programmes. Monitoring data cover all young people aged up to 29 registered with the PES as unemployed or as applicants for vocational training.

The German YG offers access to active labour market programmes/measures open to all registered unemployed, as well as to open market jobs and offers provided through the regular education and training system. It also offers access to subsidised education and apprenticeships. Exit from the YG is coincident with deregistration as unemployed or as an apprenticeship seeker. In order to be considered as a positive exit, an offer has to last for more than 42 days.

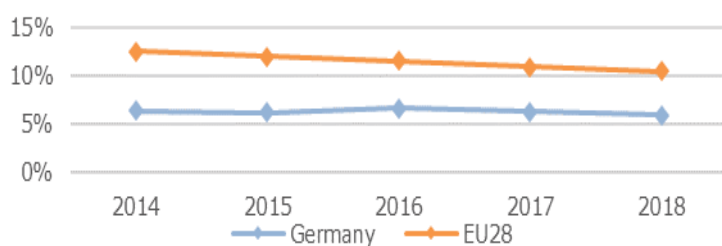
**Table 1 – Main characteristics of national YG scheme, Germany <sup>(1)</sup>**

<b>Year implemented</b>	January 2014			
<b>Coverage</b>	Young people aged 15-29 registered with the PES as unemployed or applicants for vocational training.			
<b>Providers</b>	Federal employment agency, joint facilities (jobcentres gE), approved local authority agencies (jobcentres zKT)			
<b>Type of offers provided <sup>(2)</sup></b>	Employment	✗	Education	✓
	Traineeships	✗	Apprenticeships	✓
	<b>Time filter applied</b>			42 days

<sup>(11)</sup> More information can be found in the national Youth Guarantee Implementation Plan.

<sup>(12)</sup> Refers to subsidised offers specifically targeted at young people or heavily used within the YG context.  
Source: YG monitoring database, data extracted 20 November 2019.

**Figure 3 - NEET rates 15-24 (%), Germany, 2014-2018**



Source: Eurostat, Labour Force Survey, data extracted 21 June 2019.

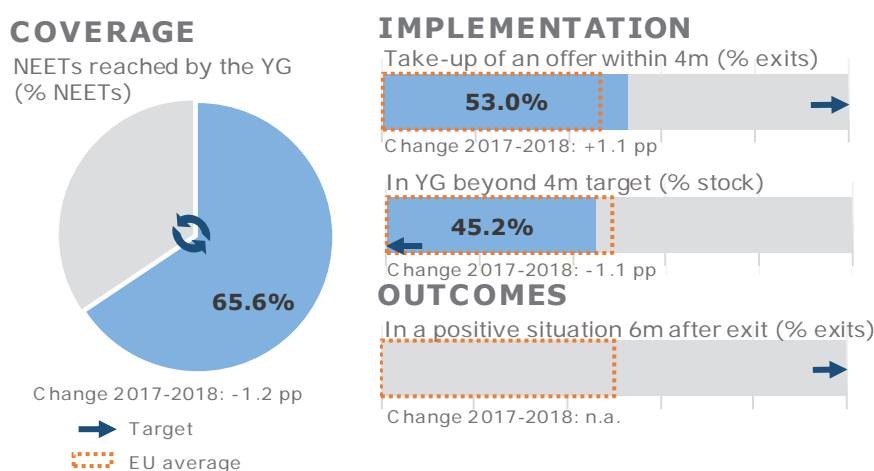
In 2018, the NEET rate in Germany was 5.9%, down slightly compared to 2017 (6.3%) and well below the rate seen at EU level (10.5%, Figure 3). Between 2014 and 2018 the German NEET rate improved (fell) by 0.5 percentage points (pp) while the EU rate reduced by 2.0 pp over the same period.

Key results from monitoring the implementation and outcomes of the national YG scheme are presented in Figure 2 below.

<sup>3</sup> Bundesagentur für Arbeit

- ❖ On average during 2018, 45.2% of those registered in the YG preparatory phase had been waiting for an offer for more than 4 months, a slight reduction from 2017 (46.3%) and just below the EU average of 48.4%.
- ❖ Just over half of those leaving the YG in 2018 (53.0%) took up an offer within 4 months of registration, a slight increase from 2017 (+1.1 pp).
- ❖ The number of people aged 15-24 registered in the German YG scheme in 2018 was, on average, 65.6% of the number in this age-group identified as NEET in the Labour Force Survey, though it should be noted that the populations may not fully overlap due to differences in definitions and recording methods.

**Figure 2 – Key YG direct and follow-up indicators, age-group 15–24, Germany, 2017–2018**



Source: DG EMPL, YG monitoring database, data extracted 20 November 2019. NEETs data were extracted from Eurostat, Labour Force Survey on 21 June 2019.

Table 2 briefly presents key observations and overall achievements of the national YG scheme for the main target group (people aged 15-24) since the beginning of its implementation in 2014.

**Table 2 – YG cumulative achievements, age-group 15–24, Germany, 2014–2018**

Entrants <sup>(1)</sup>	Total	First-time entrants	Re-entrants
	5,283,493	59.7%	40.3%
Exits	Total	Positive (exit to offer)	Of which subsidised
	4,994,225	71.7%	19.0%

<sup>(10)</sup> Breakdowns of entrants by previous YG experience (first-time entrants and re-entrants) may not add up to 100% in countries where this information is not available for all reference years or for all data providers.

Source: DG EMPL, YG monitoring database, data extracted 20 November 2019.

## DENMARK

The Danish Youth Guarantee Implementation Plan was published in April 2014 and summarised the existing policy infrastructure and recent reforms aimed at reinforcing the support available to young people. Danish policy for young people – taken to be all those aged under 30 – is focused first on ensuring a decent education and there are accordingly three policy threads based on the educational needs of each young person: to prepare people for education, to give people an education, and to help those with an education to find work. Implementation of the YG in Denmark is very much a partnership approach with inputs from job centres, municipalities, educational institutions, youth guidance centres, production schools, youth units, unemployment insurance funds, social partners, and others.

YG monitoring data cover people aged 15-24 registered with job centres organised at municipal level. In 2018, the Danish YG provided subsidised offers to all possible destinations with the exception of traineeships. A person is counted as an exit if the person is recorded as participating in an offer for two weeks in a row.

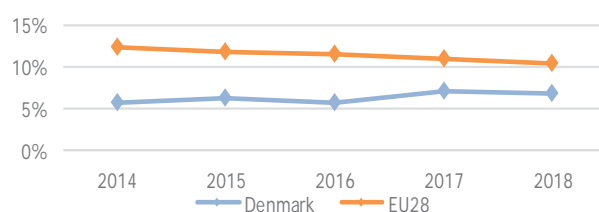
**Table 1 – Main characteristics of national YG scheme, Denmark <sup>(1)</sup>**

<b>Year implemented</b>	January 2014		
<b>Coverage</b>	Young people aged 15-24 registered with job centres (PES) organised at municipal level. Data cover both inactive and unemployed NEETs, but only insofar as both groups receive public benefits. Inactive in this regard means that they are not immediately 'available' for the labour market.		
<b>Providers</b>	Public Employment Service (PES)		
<b>Type of offers provided <sup>(2)</sup></b>	Employment ✓	Education ✓	<b>Time filter applied</b> 2 weeks
	Traineeships ✗	Apprenticeships ✓	

<sup>(13)</sup> More information can be found in the national YG implementation plan<sup>4</sup>.

<sup>(14)</sup> Refers to subsidised offers specifically targeted at young people or heavily used within the YG context. Source: YG monitoring database, data extracted 20 November 2019.

**Figure 1 – NEET rate 15-24 (%), Denmark, 2014-2018**



Note: The NEET rate for Denmark is affected by breaks in the series in both 2016 and 2017 so that comparison between years is of limited value.

Source: Eurostat, Labour Force Survey, data extracted 21 June 2019.

In 2018 the NEET rate in Denmark was 6.8%, well below the rate of 10.5% at EU level. Since the launch of the YG in 2014, the available data from the EU Labour Force Survey show that the NEET rate in Denmark has increased by 1.0 pp (see **Error! Reference source not found.**).

However, comparison with previous years is of limited value as there was a break in the time series of the Danish LFS in 2016 and again in Q1 of 2017, which has had a

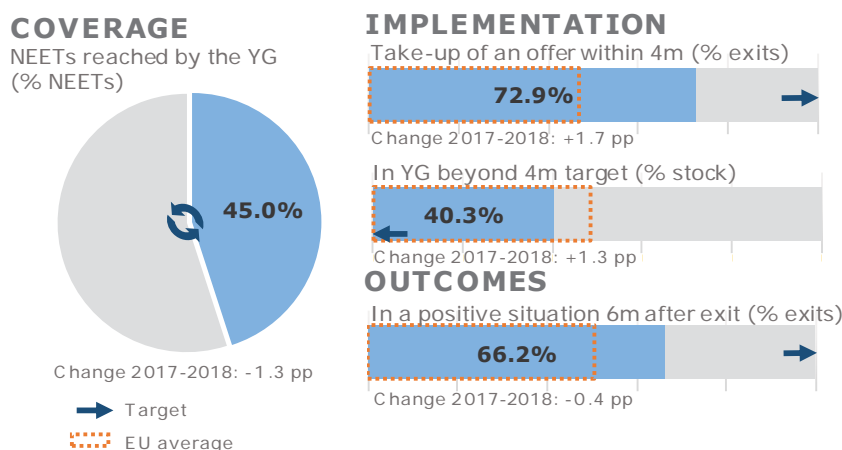
<sup>4</sup> The original document appears to have been removed from the site of the Labour Ministry (link). The link provided is to a copy found on the Italian YG site.



quite large impact on the number of NEETs recorded by the LFS. Key results from monitoring the implementation and outcomes of the national YG scheme are presented in Figure 2 below.

- ❖ On average during 2018, two fifths (40.3%) of those registered in the YG at any point in time had been waiting for an offer for more than 4 months, a slight increase (+1.3 pp) compared to 2017 but well below the EU average of 48.4%.
- ❖ Seven in ten (72.9%) of those leaving the YG in 2017 took up an offer within the 4-month target, demonstrating continued effective implementation. The EU average is 46.7%.
- ❖ The Danish YG scheme covered 45.0% of NEETs aged under 25, above the EU average of 40.7% but a slight decrease compared to 2017 (46.3%).
- ❖ Two-thirds (66.2%) of those leaving the YG in 2018 were known to be in a positive situation 6 months later. Moreover, longer-term follow-up data for those leaving the YG in previous years suggest that these outcomes are sustainable.

**Figure 2 – Key YG direct and follow-up indicators, age-group 15–24, Denmark, 2017–2018**



Source: DG EMPL, YG monitoring database, data extracted 20 November 2019. NEETs data were extracted from Eurostat, Labour Force Survey on 21 June 2019.

Table 2 briefly presents key observations and overall achievements of the national YG scheme for the main target group (people aged 15-24) since the beginning of its implementation in 2014.

**Table 2 – YG cumulative achievements, age-group 15–24, Denmark, 2014–2018**

Entrants <sup>(1)</sup>	Total	First-time entrants	Re-entrants
	449,207	73.4%	26.6%
Exits	Total	Positive (exit to offer)	Of which subsidised
	433,592	81.4%	64.7%

<sup>(1)</sup> Breakdowns of entrants by previous YG experience (first-time entrants and re-entrants) may not add up to 100% in countries where this information is not available for all reference years or for all data providers.

Source: DG EMPL, YG monitoring database, data extracted 20 November 2019.

## ESTONIA

The Estonian Youth Guarantee Implementation Plan was presented in April 2014, though the YG scheme started already in January. Monitoring data cover young people registered as unemployed with the Estonian Public Employment Services (PES) and participants in the Youth Prop Up programme implemented by the Association of Estonian Open Youth Centres. Through this programme youth workers aim to engage young NEETs (e.g. through mobile youth work) and help them take up education, employment or any other activity that best meets their needs. Youth workers collaborate with local municipalities, schools, the Estonian PES, partners in the youth sector etc., in order to find the best solution for each person. In 2018, the Estonian YG provided subsidised offers to all possible destinations except apprenticeships. All offers regardless of their duration are regarded as exits from the YG.

**Table 1 – Main characteristics of national YG scheme, Estonia <sup>(1)</sup>**

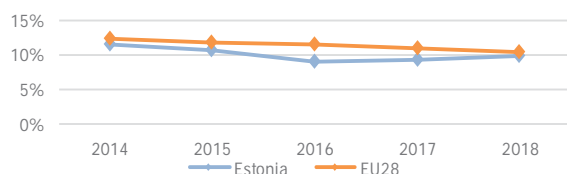
<b>Year implemented</b>	January 2014			
<b>Coverage</b>	PES: Young people aged 16-29 (not 15-29) registered with the PES as unemployed. Prop-Up: Young people aged 15-26 participating in the Youth Prop-Up Programme.			
<b>Providers</b>	- Public Employment Service (PES) - Association of Estonian Open Youth Centres (Youth Prop-Up programme)			
<b>Type of offers provided <sup>(2)</sup></b>	Employment	✓	Education	✓
	Traineeships	✓	Apprenticeships	✗
	<b>Time filter applied</b>			None

<sup>(15)</sup> More information can be found in the national YG implementation plan.

<sup>(16)</sup> Refers to subsidised offers specifically targeted at young people or heavily used within the YG context.

Source: YG monitoring database, data extracted 20 November 2019.

**Figure 1 – NEET rate 15-24 (%), Estonia, 2014-2018**



Source: Eurostat, Labour Force Survey, data extracted 21 June 2019.

In 2018, the NEET rate for young people aged 15-24 in Estonia was 9.8%, just below the EU rate of 10.5% (

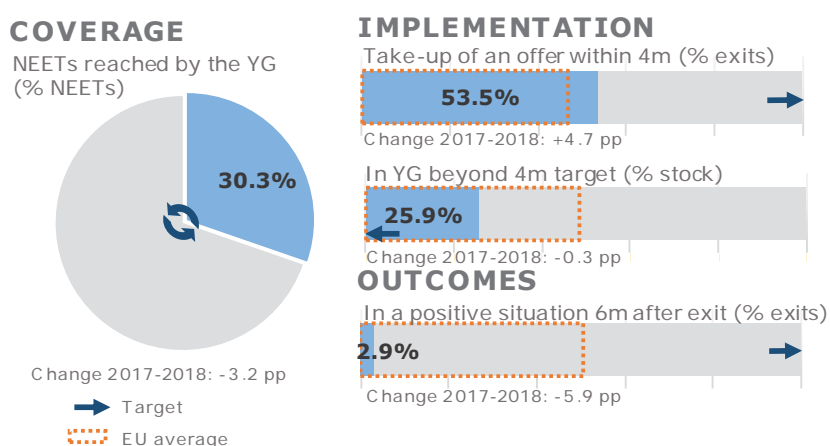
Figure 1). Following the launch of the YG, the NEET rate in Estonia initially improved, falling by 2.6 pp from 11.7% to 9.1 pp in 2016, but has subsequently increased progressively by 0.3 pp in 2017 and a further 0.4 pp in 2018.

Key results from monitoring the implementation and outcomes of the national YG scheme are presented in Figure 2 below.

- ❖ On average in 2018, a quarter (25.9%) of those registered in the YG at any point during the year had been waiting for an offer for more than 4 months, well below the EU average of 48.4%.
- ❖ Just over half (53.5%) of those leaving the Estonian YG scheme in 2018 took up an offer within 4 months of registration. While already above the EU average of 46.7%, this result may be understated due to a high number of exits with unknown destinations (31.1%).

- ❖ The YG scheme reached less than a third (30.3%) of all NEETs aged under 25, well below the average coverage observed at EU level (40.7%).
- ❖ Follow-up data are available only for the Youth Prop-up programme, which accounted for less than a tenth (8.3%) of all exits in 2018. Within this group, just over a third (35.0%, or 2.9% of all exits in 2018) were known to be in positive situations 6 months after exit.

**Figure 2 – Key YG direct and follow-up indicators, age-group 15–24, Estonia, 2017–2018**



Note: Data on the situation of participants 6m after exiting the YG are available only for participants in the Youth Prop-Up programme (8.3% of total exits in 2018), 35% of whom were known to be in a positive situation 6 months after exit. For YG participants supported by the PES (the large majority), the subsequent situation is unknown, hence the indicator result is not meaningful.

Source: DG EMPL, YG monitoring database, data extracted 20 November 2019.

NEETs data were extracted from Eurostat, Labour Force Survey on 21 June 2019.

Table 2 briefly presents key observations and overall achievements of the Estonian YG scheme for the main target group (people aged 15-24) since its launch in 2014.

**Table 2 – YG cumulative achievements, age-group 15–24, Estonia, 2014–2018**

Entrants <sup>(1)</sup>	Total	First-time entrants	Re-entrants
	72,314	:	:
Exits	Total	Positive (exit to offer)	Of which subsidised
	68,144	68.3%	30.0%

<sup>(12)</sup> Breakdowns of entrants by previous YG experience (first-time entrants and re-entrants) may not add up to 100% in countries where this information is not available for all reference years or for all data providers. In the case of Estonia, data on the breakdown of entrants by previous status is available only for the Youth Prop-up Programme, which accounted for only 11.5% of all entrants in 2018. This data is also only partial so would not be representative.

Source: DG EMPL, YG monitoring database, data extracted 20 November 2019

## GREECE

The Greek **Youth Guarantee Implementation Plan** was first presented in December 2013 and was most recently updated to cover the period 2018-2020 in November 2018<sup>5</sup>. The initial design of the YG scheme drew upon the experience gained from the "Action Plan of Targeted Interventions to Strengthen Youth Employment and Entrepreneurship within the Operational Programme of NSRF"<sup>6</sup> (January 2013), which was the first cohesive effort to tackle youth unemployment. The scheme is based on the broader national strategy laid out in the "Partnership Agreement for the Development Framework, 2014-2020" and the "Action Plan for Creating New Jobs and Supporting Unemployed People" (May 2013).

The YG monitoring data cover young people registered with the public employment services (PES) as unemployed or as applicants for the PES apprenticeship programme (EPAS). In 2018, the Greek YG scheme provided offers to subsidised employment, traineeships and apprenticeships. All offers, regardless of their duration, are considered as exits from the YG.

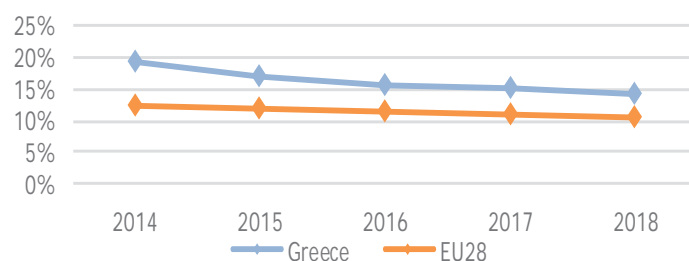
**Table 1 – Main characteristics of national YG scheme, Greece (1)**

<b>Year implemented</b>	January 2014			
<b>Coverage</b>	Young people aged 15-24 registered with the PES as unemployed or in the apprenticeship program (EPAS register).			
<b>Providers</b>	Public Employment Service (PES) (OAED)			
<b>Type of offers provided (2)</b>	Employment	✓	Education	✗
	Traineeships	✓	Apprenticeships	✓
	<b>Time filter applied</b>			None

(17) More information can be found in the national YG Implementation Plan and the dedicated YG website (both in Greek).

(18) Refers to subsidised offers specifically targeted at young people or heavily used within the YG context. Source: YG monitoring database, data extracted 20 November 2019.

**Figure 4– NEET rate 15-24 (%), Greece, 2014-2018**



Source: Eurostat, Labour Force Survey, data extracted 21 June 2019.

In 2018, the NEET rate for young people aged 15-24 in Greece was 14.1%, well above the rate of 10.5% seen at EU level. Although the Greek figure represents a significant improvement compared to 2014 (19.1%), when the YG was launched, it remains one of the highest rates in the EU.

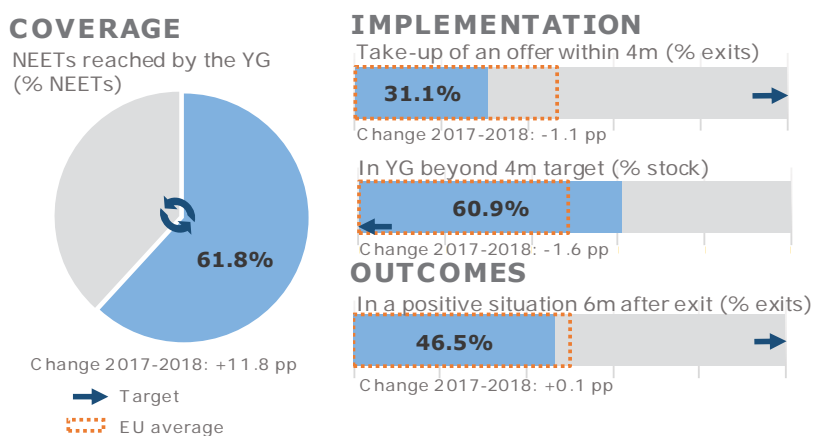
Key results from monitoring the implementation and outcomes of the national YG scheme are presented in Figure 2 below.

<sup>5</sup> <http://youthguarantee.gr/sxedio-drasis/>

<sup>6</sup> National Strategic Reference Framework

- ❖ Three in five (60.9%) of those registered in the YG scheme at any point during 2018 had been waiting for an offer for more than 4 months, slightly fewer than in 2017 (- 1.6 pp) but still a long way above the EU average of 48.4%.
- ❖ Fewer than a third (31.1%) of those leaving the YG in 2018 took-up an offer within the 4-month target. Slightly decreased compared to 2017 (- 1.1 pp) and still well below the EU average of 46.7%.
- ❖ On average, 61.8% of NEETs aged 15-24 were registered in the YG preparatory phase at any point during 2018, significantly more than in 2017 (+11.8 pp) and well above the EU average of 40.7%.
- ❖ Of those that left the YG in 2018, well over two in five (46.5%) were known to be in a positive situation 6 months after leaving, but still behind the EU average of 50.3%.

**Figure 2 – Key YG direct and follow-up indicators, age-group 15-24, Greece, 2017–2018**



Source: DG EMPL, YG monitoring database, data extracted 20 November 2019. NEETs data were extracted from Eurostat, Labour Force Survey on 21 June 2019.

Table 2 briefly presents key observations and overall achievements of the national YG scheme for the main target group (people aged 15-24) since the beginning of its implementation in 2014.

**Table 2 – YG cumulative achievements, age-group 15-24, Greece, 2014–2018**

Entrants <sup>(1)</sup>	Total	First-time entrants	Re-entrants
	585,021	68.8%	29.4%
Exits	Total	Positive (exit to offer)	Of which subsidised
	468,357	57.0%	12.8%

<sup>(13)</sup> Breakdowns of entrants by previous YG experience (first-time entrants and re-entrants) may not add up to 100% in countries where this information is not available for all reference years or for all data providers.

Source: DG EMPL, YG monitoring database, data extracted 20 November 2019.

## SPAIN

The Youth Guarantee (YG) scheme in Spain was launched in July 2014 and since 2015 has been available to all young people aged 16-30 who register via either a dedicated online platform, directly with the PES, or through a partnership process involving third sector organisations, youth Authorities, Chambers of Commerce and the regional PES. The National PES (SEPE) is responsible for the implementation of the YG and for the coordination of partnerships across different levels and sectors.

The Spanish YG is organised somewhat differently than in most other countries. Once registered, young people remain registered until they take up an offer or deregister voluntarily (since 2015). Those registered are then split into NEET and non-NEET groups based on whether they are known to be in employment or training (non-NEET) or not (NEET). Within the NEET group there is no differentiation between those available or not available for work at any point in time, which means that the numbers registered will tend to be higher than in countries where people are deregistered during inactive spells. It also means that negative exits (to unemployment or inactivity) cannot occur. The situation of all young people registered in the scheme is monitored on a regular basis and their status updated accordingly. Effectively this means that a person becoming NEET again (unemployed or inactive) after a spell of employment or training is automatically recorded as a re-entrant to the scheme.

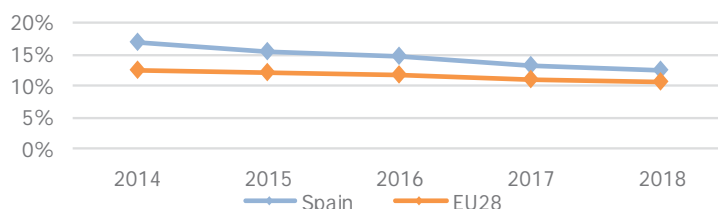
The Spanish YG provides all types of offer (employment, education, traineeships, and apprenticeships), all of which last at least 1 month by design. When recording exits, however, no filter is applied in terms of the minimum duration qualifying as a positive outcome (i.e. in order to discount early drop-outs).

**Table 1 – Main characteristics of national YG scheme, Spain <sup>(1)</sup>**

<b>Year implemented</b>	July 2014			
<b>Coverage</b>	Young people aged 16-30 registered in the YG scheme.			
<b>Providers</b>	All YG providers: national PES and intermediary organisations such as ministries, regional PES and other public services			
<b>Type of offers provided</b>	Employment	✓	Education	✓
	Traineeships	✓	Apprenticeships	✓
<b>Time filter applied</b>	None			

<sup>(19)</sup> More information can be found in the national implementation plan and dedicated website. Source: YG monitoring database, data extracted 20 November 2019.

**Figure 1 – NEET rate 15-24 (%), Spain, 2014-2018**



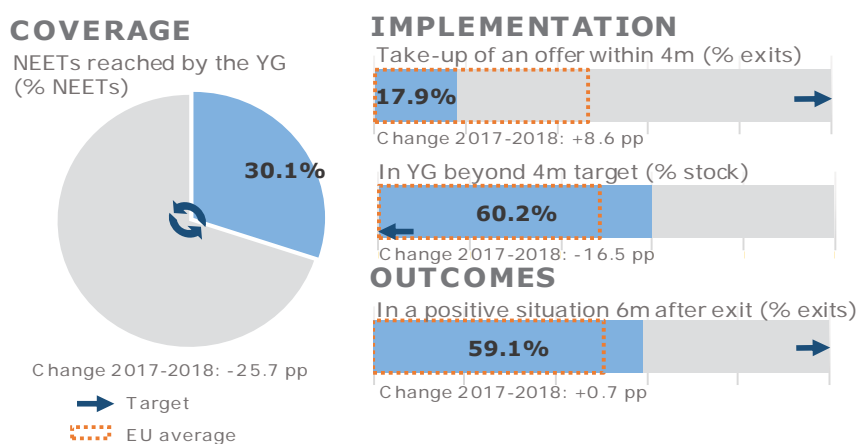
Source: Eurostat, Labour Force Survey, data extracted 21 June 2019.

In 2018, the NEET rate in Spain was 12.4%, somewhat above the EU-28 aggregate figure of 10.5%, although the gap has narrowed appreciably through time. Indeed, the NEET rate in Spain improved (reduced) by 4.7 percentage points (pp) between 2014 and 2018 compared to 2.0 pp in the EU as a whole (Figure 1).

Key results from monitoring the implementation and outcomes of the YG scheme in Spain are presented in Figure 2 below.

- ❖ On average in 2018, three in five (60.2%) young people aged 15-24 were still in the YG preparatory phase beyond the 4-month target, a much lower proportion than in 2017 (- 16.5 pp) but still well above the EU average of 48.4%. This difference is partly expected given the design of the scheme (see above).
- ❖ Only 17.9% of those leaving the YG in 2018 took up an offer within the 4-month target, a substantial improvement compared to 2017 (+ 9.3 pp). The result remains a long way below the EU average of 46.7% but this again reflects the design of the scheme. In Spain young people remain registered until they take up an offer so that the Spanish data effectively measure the proportion of offers taken up within 4 months whilst the data for other countries measure the proportion of all exits (positive or negative) accounted for by young people taking up an offer within 4-months of registration.
- ❖ Less than a third (30.1%) of the NEET population was covered by the Spanish YG scheme during 2018, a significant decrease compared to 2017 (55.8%) and well below the EU average of 40.7%. This apparent decrease in coverage compared to 2017 is actually an artefact of improvements in the data, which in 2018 cover more providers of YG offers than before. Now that more data about offers are available, some young people that would previously have been recorded as NEET (and therefore part of the YG stock) are now recorded as being in an offer (positive exit and no longer part of the stock). The result is that the average YG stock reported in 2018 is roughly half that reported in 2017 so that coverage appears lower. Spain plans to provide revised data for earlier years in the near future.
- ❖ Three in five (59.1%) of those leaving the YG in 2018 were known to be in a positive situation 6 months after exit. Long-term follow-up data from 2016 and 2017 show that these outcomes are generally maintained over time.

**Figure 2 – Key YG direct and follow-up indicators, age-group 15–24, Spain, 2017–2018**



Source: DG EMPL, YG monitoring database, data extracted 20 November 2019. NEETs data were extracted from Eurostat, Labour Force Survey on 21 June 2019.

Table 2 briefly presents key observations and overall achievements of the national YG scheme for the main target group (people aged 15-24) since the beginning of its implementation in July 2014.

**Table 2 – YG cumulative achievements, age-group 15–24, Spain, 2014–2018**

<b>Entrants <sup>(1)</sup></b>	Total	First-time entrants	Re-entrants
	2,016,192	43.8%	56.0%
<b>Exits</b>	Total	Positive (exit to offer)	Of which subsidised
	1,873,984	99.8%	35.6%

<sup>(14)</sup> Breakdowns of entrants by previous YG experience (first-time entrants and re-entrants) may not add up to 100% in countries where this information is not available for all reference years or for all data providers.

Source: DG EMPL, YG monitoring database, data extracted 20 November 2019.



## FINLAND

Preparation for the implementation of the Finnish Youth Guarantee scheme began in 2011 with the appointment of a dedicated working group. The scheme was launched in 2013 and combined a pre-existing “social guarantee”, implemented by the employment services since 2005, with an education guarantee. In 2018 the scheme was open to all young people aged under 25 and recent graduates aged under 30. During 2019 the government extended coverage to include all persons aged under 30 who have graduated from secondary education. This change is reported to have almost doubled the size of the target group but does not impact on the current analysis, which refers to 2018 (and earlier).

Importantly, the Finnish YG scheme guarantees an offer within 3 months rather than 4 months as per the Council Recommendation. In 2018, the Finnish YG provided offers to all possible destinations (employment, education, traineeships and apprenticeships). All offers, regardless of their duration, are regarded as exits from the YG.

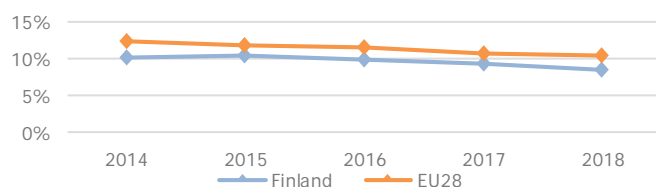
**Table 1 – Main characteristics of national YG scheme <sup>(1)</sup>**

<b>Year implemented</b>	January 2014			
<b>Coverage</b>	Young people aged 15-29 registered with the PES as unemployed.			
<b>Providers</b>	Public Employment Service (PES)			
<b>Type of offers provided <sup>(2)</sup></b>	Employment	✓	Education	✓
	Traineeships	✓	Apprenticeships	✓
	<b>Time filter applied</b>			None

<sup>(20)</sup> More information can be found on the dedicated [Youth guarantee website](#).

<sup>(21)</sup> Refers to subsidised offers specifically targeted at young people or heavily used within the YG context.  
Source: YG monitoring database, data extracted 20 November 2019.

**Figure 1 – NEET rate 15-24 (%), Finland, 2014-2018**



Source: Eurostat, Labour Force Survey, data extracted 21 June 2019.

In 2018, the NEET rate for young people aged 15-24 in Finland was 8.5%, somewhat lower than the EU rate of 10.5% (

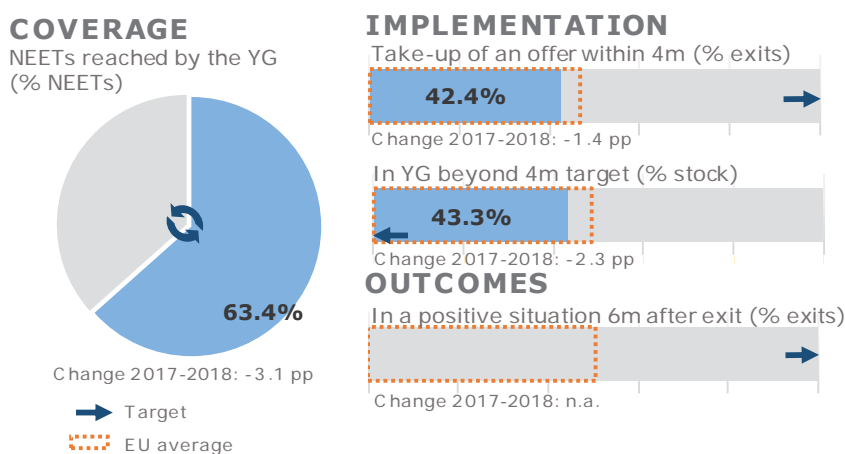
Figure 1). Compared to 2014, when monitoring of the YG started, the NEET rate has fallen by 1.7 percentage points (pp), much the same as at EU level (- 2.0 pp).

Key results from monitoring the implementation and outcomes of the national YG scheme are presented in Figure 2 below.

- ❖ 43.3% of young people aged 15-24 remained in the YG preparatory phase beyond the national 3-month target, a result that is below the EU average for the 4-month target (48.4%).
- ❖ Two fifths (42.4%) of those leaving the YG in 2018 took up an offer within 3 months of registration, down 1.4 pp compared to 2017 and below the EU average for the 4-month target (46.7%).

- ❖ The Finnish YG scheme covered nearly two thirds (63.4%) of all NEETs aged under 25 in 2018, despite the fact that monitoring data cover only young people registered with the PES and miss those benefitting from YG services delivered by municipalities. Although this represents much better coverage than the EU average of 40.7%, it is reduced compared to 2017 (- 3.1 pp).
- ❖ Follow-up data are not available to assess the sustainability of outcomes.

**Figure 2 – Key YG direct and follow-up indicators, age-group 15-24, Finland, 2017-2018**



Source: DG EMPL, YG monitoring database, data extracted 20 November 2019. NEETs data were extracted from Eurostat, Labour Force Survey on 21 June 2019.

Table 2 briefly presents key observations and overall achievements of the national YG scheme for the main target group (people aged 15-24) since its launch in 2014.

**Table 2 – YG cumulative achievements, age-group 15-24, Finland, 2014-2018**

Entrants <sup>(1)</sup>	Total	First-time entrants	Re-entrants
		826,427	:
Exits	Total	Positive (exit to offer)	Of which subsidised
		805,949	68.4%

<sup>(15)</sup> Breakdowns of entrants by previous YG experience (first-time entrants and re-entrants) may not add up to 100% in countries where this information is not available for all reference years or for all data providers.

Source: DG EMPL, YG monitoring database, data extracted 03 September 2019.

## FRANCE

France presented a [Youth Guarantee Implementation Plan](#) on 22 December 2013 and the YG scheme was formally launched in January 2014. Monitoring data cover young people aged 16-25 registered as unemployed with Pôle Emploi (national public employment services, PES) or participating in one of the programmes provided by the Missions Locales (local PES). Participants registered with both providers may be double counted. In 2018, the French YG provided subsidised offers to all possible destinations with the exception of continued education. All offers, regardless of their duration, are considered as exits from the YG.

**Table 1 – Main characteristics of national YG scheme, France <sup>(1)</sup>**

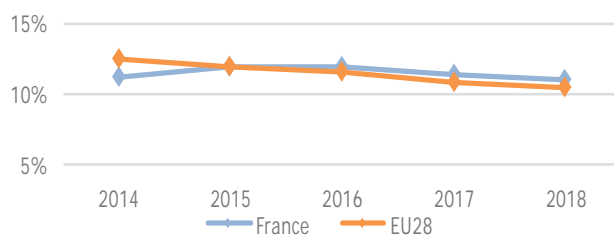
<b>Year implemented</b>	January 2014			
<b>Coverage</b>	Young people aged 16-25 registered as unemployed with Pôle Emploi or participating in one of the programs provided by the Missions Locales.			
<b>Providers</b>	Public employment services (PES): Pôle Emploi (national) and Missions Locales (local)			
<b>Type of offers provided <sup>(2)</sup></b>	Employment ✓	Education ✗	<b>Time filter applied</b>	None
	Traineeships ✓	Apprenticeships ✓		

<sup>(22)</sup> More information can be found in the [national YG implementation plan](#).

<sup>(23)</sup> Refers to subsidised offers specifically targeted at young people or heavily used within the YG context.

Source: YG monitoring database, data extracted 20 November 2019.

**Figure 1 – NEET rate 15-24 (%), France, 2014-2018**

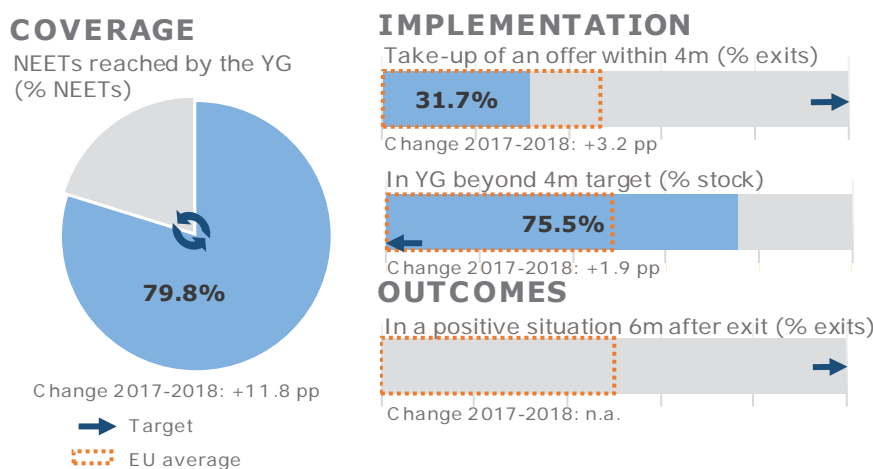


Source: Eurostat, Labour Force Survey, data extracted 21 June 2019.

In 2018, the NEET rate for young people aged 15-24 in France was 11.1%, slightly above the EU rate of 10.5% (Figure 1). Although the NEET rate at EU level and in the vast majority of Member States has improved noticeably since 2014, the NEET rate in France has hardly changed (11.2% in 2014, even if it has fallen back from the peak of 12.0% in 2015).

Key results from monitoring the implementation and outcomes of the national YG scheme are presented in Figure 2 below.

**Figure 2 – Key YG direct and follow-up indicators, age-group 15–24, France, 2017–2018**



Source: DG EMPL, YG monitoring database, data extracted 20 November 2019. NEETs data were extracted from Eurostat, Labour Force Survey on 21 June 2019.

- ❖ On average in 2018, three quarters (75.5%) of those registered in the French YG scheme at any point during the year had been waiting for an offer for more than 4 months. This proportion has increased slightly compared to 2017 (+1.9 pp) and remains one of the highest observed amongst Member States, a long way above the EU average of 48.4%.
- ❖ The difficulty to deliver timely offers is reflected in the fact that less than a third (31.7%) of those leaving the scheme in 2018 took up an offer within 4 months of registration.
- ❖ In 2018, the YG scheme in France covered more two fifths (79.8%) of NEETs aged under 25, well above the EU average of 40.7%, though it should be noted that some of those entering the YG in France are not NEET according to the LFS definition used to measure the target group.
- ❖ Follow-up data to look at subsequent outcomes are not yet available.

Table 2 briefly presents key observations and overall achievements of the national YG scheme for the main target group (people aged 16-25) since the beginning of its implementation in 2014.

**Table 2 – YG cumulative achievements, age-group 15–24, France, 2014–2018**

Entrants <sup>(1)</sup>	Total	First-time entrants	Re-entrants <sup>(2)</sup>
		4,999,832	13.6%
Exits <sup>(3)</sup>	Total	Positive (exit to offer)	Of which subsidised
	5,160,713	62.2%	13.4%

<sup>(16)</sup> Breakdowns of entrants by previous YG experience (first-time entrants and re-entrants) may not add up to 100% in countries where this information is not available for all reference years or for all data providers.

<sup>(17)</sup> Only data for entrants who had previously entered the YG via the same provider are available; the remaining are considered unknown as they might have entered the YG via the other YG provider.

<sup>(18)</sup> The YG scheme was introduced as a reinforcement of existing service provision and monitored as if it was an ongoing process. People already registered unemployed when the monitoring started in January 2014 (effectively a start-up stock) were not counted as entrants but will be recorded as exits at some point. Consequently, there can be more exits than entrants over the period covered.

Source: DG EMPL, YG monitoring database, data extracted 20 November 2019.

## CROATIA

The Croatian Youth Guarantee (YG) implementation plan was presented in December 2013 and updated in June 2017. The YG scheme was formally introduced in January 2014 and covers all young people aged 15-29 who are registered as unemployed with the Public Employment Service (PES). In addition to the active labour market measures available to all registered unemployed, the YG in Croatia in 2017 provided access to targeted subsidised employment, traineeship and education measures. All such measures are designed to last at least a month, however, in the monitoring data, there is no minimum duration of participation required to be regarded as an exit from the YG (e.g. in case of drop-out).

**Table 1 – Main characteristics of national YG scheme, Croatia <sup>(1)</sup>**

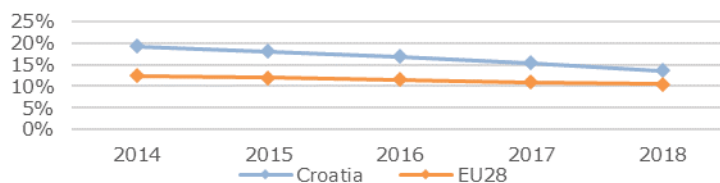
<b>Year implemented</b>	January 2014				
<b>Coverage</b>	Young people aged 15-29 registered with the PES as unemployed.				
<b>Providers</b>	Public Employment Service (PES)				
<b>Type of offers provided <sup>(2)</sup></b>	Employment	✓	Education	✓	Time filter applied: None.
	Traineeships	✓	Apprenticeships	✗	

<sup>(24)</sup> More information can be found in the YG implementation plan in the dedicated website.

<sup>(25)</sup> Refers to subsidised offers specifically targeted at young people or heavily used within the YG context.

Source: YG monitoring database, data extracted 20 November 2019.

**Figure 5 - NEET rates 15-24 (%), Croatia, 2014-2018**

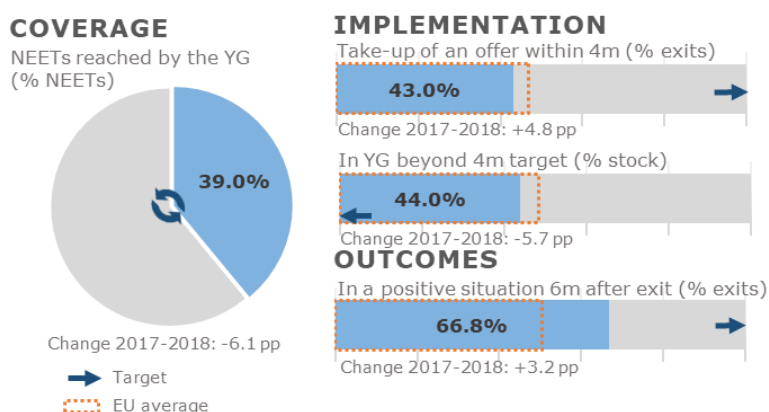


Source: Eurostat, Labour Force Survey, data extracted 21 June 2019.

The NEET rate in Croatia in 2018 was 13.6%, a notable reduction of 1.8 percentage points (pp) from 2017 but still some way above the EU level of 10.5% (see Figure 5). The NEET rate in Croatia has improved each year since 2014, with a cumulative reduction of 5.7 pp by 2018. This is wholly attributable to a reduction in the unemployed NEET rate (-7.0 pp since 2014, from 14.5% to 7.5%), as the NEET rate for inactive young people has in fact increased (by 1.2 pp, from 4.8% to 6.0%) (see **Error! Reference source not found.**)

Key results from monitoring the implementation and outcomes of the national YG scheme are presented in Figure 2 below.

**Figure 2 – Key YG direct and follow-up indicators, age-group 15–24, Croatia, 2017–2018**



Source: DG EMPL, YG monitoring database, data extracted 20 November 2019. NEETs data were extracted from Eurostat, Labour Force Survey on 21 June 2019.

- ❖ On average, more than four in ten (44.0%) of those registered in the Croatian YG scheme at any point during the year in 2018 had been waiting for an offer for more than 4 months, below the EU average of 48.4%, and a continued improvement compared to 2017 (48.5%) and 2016 (55.3%).
- ❖ The slight improvement in waiting times is also reflected in the fact that approaching two fifths (43.0%) of those leaving the YG scheme in 2018 took up an offer within 4 months of registration, an increase of 4.8 pp from 2017. As in previous years, the indicator result is likely to be understated to some extent because the destination on exit was unknown for 28.4% of cases.
- ❖ On average during 2018, the Croatian YG scheme covered just under two fifths (39.0%) of NEETs aged under 25. This coverage is close to the EU average of 40.7% but a continuation of a progressive decline in coverage from 65.1% in 2014. At least in part, the reduced coverage is likely to be linked to the declining importance of the unemployed part of the NEET population and, therefore, the increasing importance of the inactive part that is not reached by the YG.
- ❖ Follow-up data show that two thirds (66.8%) of those leaving the YG in 2018 were known to be in employment, education or training 6 months later, a slight increase from 2017 (+2.4 pp). Longer-term follow-up of those leaving in earlier years shows similar, albeit slightly higher, levels of positive outcomes after 12 or 18 months, indicating that outcomes are sustainable.

Table 2 briefly presents key observations and overall achievements of the national YG scheme for the main target group (people aged 15-24) since the beginning of its implementation in 2014.

**Table 2 – YG cumulative achievements, age-group 15–24, Croatia, 2014–2018**

Entrants <sup>(1)</sup>	Total	First-time entrants	Re-entrants
	467,301	57.2%	37.4%
Exits	Total	Positive (exit to offer)	Of which subsidised
	441,737	66.9%	20.6%

<sup>(19)</sup> Breakdowns of entrants by previous YG experience (first-time entrants and re-entrants) may not add up to 100% in countries where this information is not available for all reference years or for all data providers.

Source: DG EMPL, YG monitoring database, data extracted 20 November 2019

## HUNGARY

The Youth Guarantee (YG) scheme in Hungary was formally launched on 1 January 2015 and was rolled-out progressively in three phases of implementation linked to target groups: until the end of June 2016 the Hungarian YG focused on long-term unemployed (LTU) youth, until end 2017 on those unemployed for at least 4 months, and since the beginning of 2018 the guarantee has extended to all young people. Since February 2017, registration can be performed online or via the PES. The Hungarian YG provides employment (including traineeships) and education offers. All offers are designed either to last at least 3 months or without a minimum duration. In the latter case, offers can last less than 28 days and no minimum duration of participation is applied in the recording of positive exits (e.g. in order to discount early drop-outs).

**Table 1 – Main characteristics of national YG scheme, Hungary <sup>(1)</sup>**

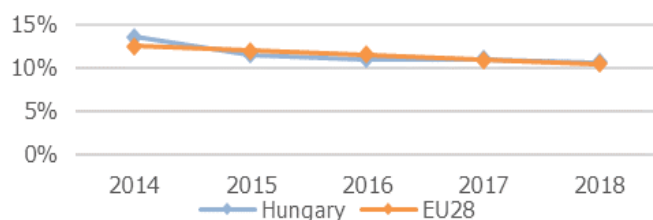
<b>Year implemented</b>	January 2015			
<b>Coverage</b>	Young people aged 15-24 registered in the YG scheme			
<b>Providers</b>	Public Employment Service (PES)			
<b>Type of offers provided <sup>(2)</sup></b>	Employment	✓	Education	✓
	Traineeships	✗	Apprenticeships	✗
	<b>Time filter applied</b>			None

<sup>(26)</sup> More information can be found in the national YG implementation plan.

<sup>(27)</sup> Refers to subsidised offers specifically targeted at young people or heavily used within the YG context.

Source: YG monitoring database, data extracted 20 November 2019.

**Figure 6 - NEET rate 15-24 (%), Hungary, 2014-2018**



Source: Eurostat, Labour Force Survey, data extracted 21 June 2019.

In 2018, the NEET rate for those aged 15-24 in Hungary was 10.7%, in line with the rate of 10.5% seen at EU level (Figure 6). The NEET rate in Hungary has improved by 2.9 percentage points (pp) since 2014, compared to 2.0 pp at EU level. Although a large part of this change (2.0 of 2.9 pp) occurred between 2014 and 2015, before the official launch of the YG in Hungary, measures facilitating youth employment were already reinforced in 2014 in direct response to the adoption of the YG recommendation and are thought to have contributed to the improvements seen.

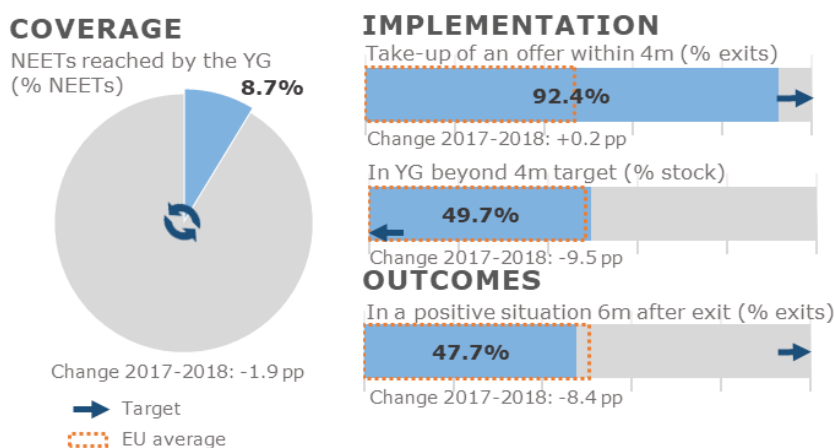
Key results from monitoring the implementation and outcomes of the national YG scheme are presented in Figure 2 below.

- ❖ In the fourth year of its implementation, the effective delivery of timely offers by the YG scheme in Hungary continues, as 92.4% of those leaving the YG in 2018 took up an offer within the target 4-month period, almost identical to the previous year (92.2%).
- ❖ Almost half (49.7%) of those registered at any point in time during 2018 had been waiting for an offer beyond the 4-month target, a decrease of 9.5 pp from

2017, but in practice the numbers concerned are relatively small as a result of the high rate of throughput.

- ❖ Coverage has reduced slightly compared to 2017 (-1.9 pp), with the stock of young people registered in YG representing just 8.7% of the NEET population as measured by the Labour Force Survey. The high rate of throughput through the YG scheme and, therefore, the relatively low stock of people registered in the preparatory phase at any point in time contributes significantly to this result, but it remains the case that a significant number of inactive NEETs are not addressed.
- ❖ Follow-up data show that less than half (47.7%) of those leaving the YG were known to be in a positive situation 6 months after exiting in 2018, though this number is understated due to significant proportions in an unknown situation (34.2%).
- ❖ Longer-term results data for 2017 show that the proportion of participants in a positive situation decreases with time (56.1%, 45.1% and 44.2% at 6, 12 and 18 months after exit), but this decline largely reflects the limited capacity to track people through time and, therefore, increasing numbers of participants for whom the subsequent situation is not known (20.6%, 28.6% and 33.1% at 6, 12 and 18 months after exit).

**Figure 2 – Key YG direct and follow-up indicators, age-group 15–24, Hungary, 2017–2018**



Source: DG EMPL, YG monitoring database, data extracted 20 November 2019. NEETs data were extracted from Eurostat, Labour Force Survey on 21 June 2019.

Table 2 briefly presents key observations and overall achievements of the national YG scheme for the main target group (people aged 15-24) since the beginning of its implementation in 2015.

**Table 2 – YG cumulative achievements, age-group 15–24, Hungary, 2015–2018**

Entrants <sup>(1)</sup>	Total	First-time entrants	Re-entrants
	152,126	85.5%	14.5%
Exits	Total	Positive (exit to offer)	Of which subsidised
	141,338	95.5%	87.6%

<sup>(20)</sup> Breakdowns of entrants by previous YG experience (first-time entrants and re-entrants) may not add up to 100% in countries where this information is not available for all reference years or for all data providers.

Source: DG EMPL, YG monitoring database, data extracted 20 November 2019.



## IRELAND

Ireland presented a [Youth Guarantee Implementation Plan](#) in December 2013. The intervention and activation process governing the Youth Guarantee is essentially a tailored version of the Pathways to Work activation model, which was launched in 2011 and updated in 2013. The YG scheme was introduced in January 2014 and targets two distinct groups: early school leavers aged under 18 and unemployed youth aged 18-24. Only the latter group is covered by the monitoring data. In 2018, the Irish YG provided subsidised offers to all possible destinations with the exception of apprenticeships. All offers lasting for more than seven days are considered exits from the YG.

**Table 1 – Main characteristics of national YG scheme <sup>(1)</sup>, Ireland, 2018**

<b>Year implemented</b>	January 2014			
<b>Coverage</b>	Unemployment benefit recipients aged 18-24 <sup>(2)</sup> . Data therefore miss NEETs aged under 18 and those aged 18-24 not in receipt of an unemployment benefit.			
<b>Providers</b>	Department of Social Protection			
<b>Type of offers provided <sup>(3)</sup></b>	Employment	✓	Education	✓
	Traineeships	✓	Apprenticeships	✗
	<b>Time filter applied</b>			7 days

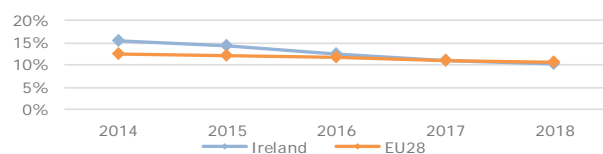
<sup>(28)</sup> More information can be found in the [national YG implementation plan](#).

<sup>(29)</sup> In Ireland, the concept of registered unemployed refers to recipients of unemployment benefits.

<sup>(30)</sup> Refers to subsidised offers specifically targeted at young people or heavily used within the YG context.

Source: YG monitoring database, data extracted 20 November 2019.

**Figure 1– NEET rate 15-24 (%), Ireland, 2014-2018**

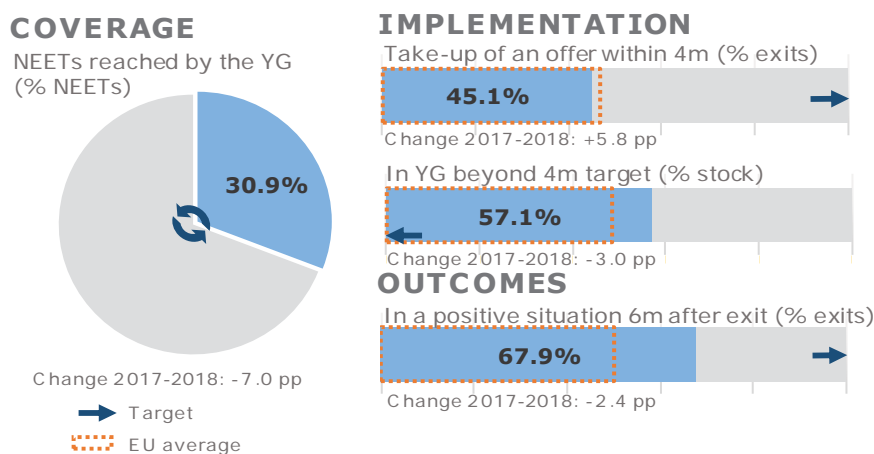


Source: Eurostat, Labour Force Survey, data extracted 21 June 2019.

In 2018, the NEET rate for those aged 15-24 in Ireland was 10.1%, in line with the rate seen at EU level (10.5%, Figure 1). Since 2014, when the YG was launched, the NEET rate in Ireland has improved (dropped) by 5.4 percentage points (pp), compared to 2.0 pp at EU level.

Key results from monitoring the implementation and outcomes of the national YG scheme are presented in Figure 2 above.

**Figure 2 – Key YG direct and follow-up indicators, age-group 15–24, Ireland, 2017–2018**



Source: DG EMPL, YG monitoring database, data extracted 20 November 2019. NEETs data were extracted from Eurostat, Labour Force Survey on 21 June 2019.

- ❖ On average during 2018, approaching three fifths (57.1%) of those registered in the YG scheme at any point during the year had been waiting for an offer for more than 4 months, well above the EU average of 48.4%.
- ❖ More than two fifths (45.1%) of those leaving the scheme in 2018 took up an offer within 4 months of registration, a result that is close to the EU average of 46.7%.
- ❖ Compared to 2017, the proportion of the NEET population covered by the Irish YG has fallen by 7.0 pp to 30.9%. This reflects the shifting structure of the NEET population as youth unemployment continues to decline and the proportion of NEETs that are inactive increase. The monitoring data, and therefore the indicators, do not take into account support provided for NEETs that do not register as unemployed and thus tend to understate the Irish efforts to support young NEETs generally.
- ❖ Follow-up data show that two thirds (67.9%) of those leaving the YG in 2018 were known to be in a positive situation 6 months later, well above the EU average of 50.3%.

Table 2 briefly presents key observations and overall achievements of the national YG scheme for the main target group (people aged 18-24) since the beginning of its implementation in 2014.

**Table 2 – YG cumulative achievements, age-group 15–24, Ireland, 2014–2018**

Entrants <sup>(1)</sup>	Total	First-time entrants	Re-entrants
	238,000	47.7%	
Exits <sup>(2)</sup>	Total	Positive (exit to offer)	Of which subsidised
	241,900	78.2%	31.0%

<sup>(1)</sup> Breakdowns of entrants by previous YG experience (first-time entrants and re-entrants) may not add up to 100% in countries where this information is not available for all reference years or for all data providers.

<sup>(2)</sup> The YG scheme was introduced as a reinforcement of existing service provision and monitored as if it was an ongoing process. People already receiving benefits when the monitoring started in January 2014 (effectively a start-up stock) were not counted as entrants but will be recorded as exits at some point. Consequently, there can be more exits than entrants over the period covered.

Source: DG EMPL, YG monitoring database, data extracted 20 November 2019.

## ITALY

The Youth Guarantee (YG) scheme in Italy was launched in May 2014. Since mid-2017 it has been co-ordinated and managed by the National Agency for Active Labour Policies (ANPAL), in conjunction with the regions coordinating the public employment services (PES) at local level. ANPAL is also the Managing Authority of the YEI Operational Programme and is responsible for the national YG database, which brings together data collected by the PES at local level. A dedicated [website](#) for the YG in Italy allows young people not already registered with the PES to sign up to the YG scheme. Young people registered with the PES but who have not registered in the YG may still receive offers or benefit from national or regional measures but are not included in the YG monitoring data.

All types of offers (i.e. employment, education, traineeships and apprenticeships) are provided as part of the YG scheme (in the framework of the YEI OP). With the exception of some training courses, most offers have duration of at least 1 month but the monitoring data do not apply any minimum time filter on participation in order to record only “quality” offers (e.g. to discount cases of early drop-out when an offer proves unsuitable).

**Table 1 – Main characteristics of national YG scheme, Italy <sup>(1)</sup>**

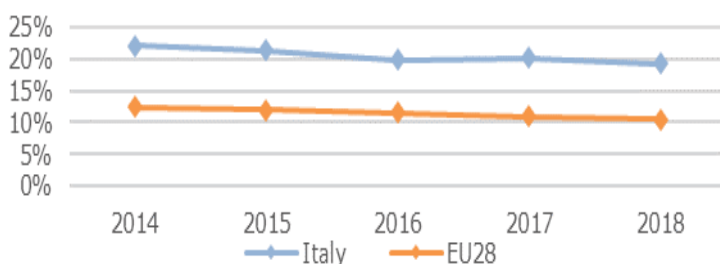
<b>Year implemented</b>	May 2014				
<b>Coverage</b>	Young people aged 16-30 registered in the YG scheme.				
<b>Providers</b>	All YG providers including public and private providers who work in partnership with the PES. Data from regional interventions still not yet available.				
<b>Type of offers provided <sup>(2)</sup></b>	Employment	✓	Education	✓	<b>Time filter applied</b> None
	Traineeships	✓	Apprenticeships	✓	

<sup>(31)</sup> More information can be found in the Youth Guarantee Implementation Plan and the YG website.

<sup>(32)</sup> Refers to subsidised offers specifically targeted at young people or heavily used within the YG context.

Source: YG monitoring database, data extracted 20 November 2019.

**Figure 7 - NEET rates 15-24 (%), Italy, 2014-2018**



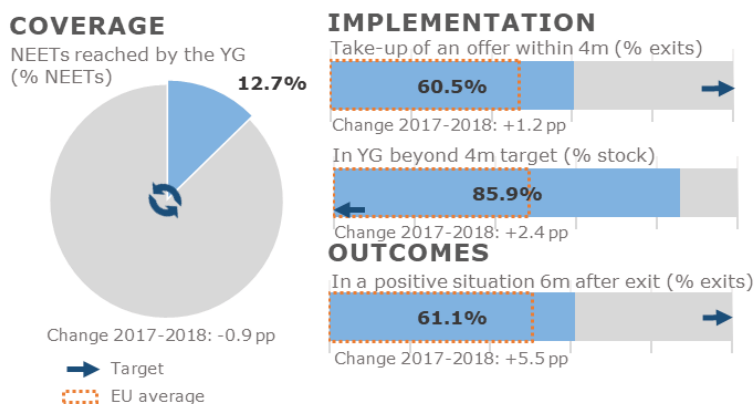
Source: Eurostat, Labour Force Survey, data extracted 21 June 2019.

A fifth (19.2%) of the population aged 15-24 in Italy was not in employment, education or training (NEET) in 2018 (Figure 7). This is 8.7 percentage points (pp) higher than for the EU as a whole (10.5%) and by some margin the highest rate seen amongst Member States. The NEET rate in Italy has reduced by 2.9 pp since 2014 compared to 2.0 pp at EU level so that the gap has narrowed only marginally.

Key results from monitoring the implementation and outcomes of the Italian YG scheme are presented in Figure 2 below.

- ❖ Three in five (60.5%) of those leaving the Italian YG scheme in 2018 took up an offer within 4 months of registration. At the same time, more than eight in ten (85.9%) of those registered in the scheme at any time during the year had been waiting for an offer for more than 4 months, a small change of +2.4 pp from 2017. The implication is that although the scheme is quite effective in delivering timely offers to those that newly register, young people that do not receive an offer within 4 months risk being left for long periods without one. Indeed, the latest data show that more than two thirds (69.8%) of those registered in the Italian YG at any point in 2018 had been waiting for an offer for more than a year compared to the EU average of 19.0%. This should be of some concern and suggests a need to review the delivery model and/or the data recording.
- ❖ Coverage of the NEET population remains low (12.7%) and has declined slightly compared to previous years (13.6% in 2017 and 14.1% in 2016). The result is known to be understated because some re-entrants are currently not counted in the data. Registration to the Italian YG is voluntary through an online portal. Young people registered with the PES but not in the YG may still receive an offer or benefit from national or regional measures but are not covered by the data, so not all efforts are reflected in these results.
- ❖ Over three-fifths (61.1%) of those leaving the scheme in 2018 were known to be in a positive situation 6 months afterwards. The proportion is however understated because certain positive situations (e.g. non-subsidised education and self-employment initiated without public support) cannot be monitored.
- ❖ Longer-term follow-up data for those leaving in 2017 show the proportion known to be in positive situation falls significantly 12 and 18 months after exit (38.6%, and 30.2% respectively for participants leaving the YG in 2017). This decline at least partly reflects the end of offers recorded in the 6-month situation and increased numbers in an unknown situation.

**Figure 2 – Key YG direct and follow-up indicators, age-group 15-24, Italy, 2017-2018**



Source: DG EMPL, YG monitoring database, data extracted 20 November 2019. NEETs data were extracted from Eurostat, Labour Force Survey on 21 June 2019.

Table 2 briefly presents key observations and overall achievements of the national YG scheme for the main target group (people aged 15-24) since the beginning of its implementation in mid-2014.

**Table 2 – YG cumulative achievements, age-group 15–24, Italy, 2014–2018**

Entrants <sup>(1)</sup>	Total	First-time entrants	Re-entrants
	783,636	95.9%	4.1%
Exits	Total	Positive (exit to offer)	Of which subsidised
	630,027	98.3%	50.9%

<sup>(23)</sup> Breakdowns of entrants by previous YG experience (first-time entrants and re-entrants) may not add up to 100% in countries where this information is not available for all reference years or for all data providers.

Source: DG EMPL, YG monitoring database, data extracted 20 November 2019.

## LITHUANIA

Lithuania presented a [Youth Guarantee Implementation Plan](#) on 18 December 2013, which was most recently updated in May 2018. The national YG scheme was launched in January 2014. Monitoring data cover young people aged 16-29 registered with the PES as unemployed and, since February 2016, inactive NEETs aged 15-29 registered with the YEI-funded programme "Discover Yourself" via 51 organisations (NGOs and budgetary institutions). In 2018, the Lithuanian YG offered subsidised offers to all possible destinations. Since 2015, an offer should last at least 28 days to be considered as an exit from the YG.

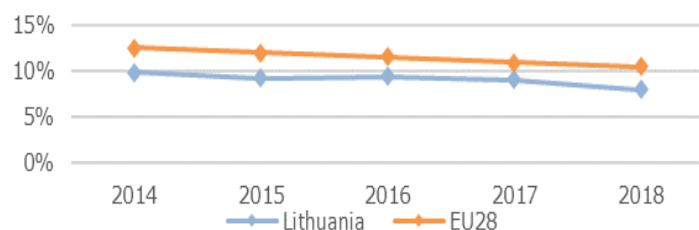
**Table 1 – Main characteristics of national YG scheme, Lithuania <sup>(1)</sup>**

<b>Year implemented</b>	January 2014			
<b>Coverage</b>	Young people aged 16-29 registered with the PES as unemployed and inactive NEET's (not registered with the PES), aged 15-29, who participated in the YEI funded project "Discover Yourself".			
<b>Providers</b>	Public Employment Service (PES)			
<b>Type of offers provided <sup>(2)</sup></b>	Employment ✓	Education ✓	Time filter applied	28 days
	Traineeships ✓	Apprenticeships ✓		

<sup>(33)</sup> More information can be found in the national YG [Implementation Plan](#) and dedicated [website](#) (both only in Lithuanian).

<sup>(34)</sup> Refers to subsidised offers specifically targeted at young people or heavily used within the YG context. Source: YG monitoring database, data extracted 19 August.

**Figure 8 - NEET rates 15-24 (%), Lithuania, 2014-2018**



Source: Eurostat, Labour Force Survey, data extracted 21 June 2019.

In 2018, the NEET rate in Lithuania was 8.0%, noticeably below the EU rate of 10.5% (**Error! Not a valid bookmark self-reference.**). Compared to 2014, when the YG was launched, the NEET rate has improved (decreased) by 1.9 percentage points (pp), with over half (1.1 pp) of that change happening in the last year.

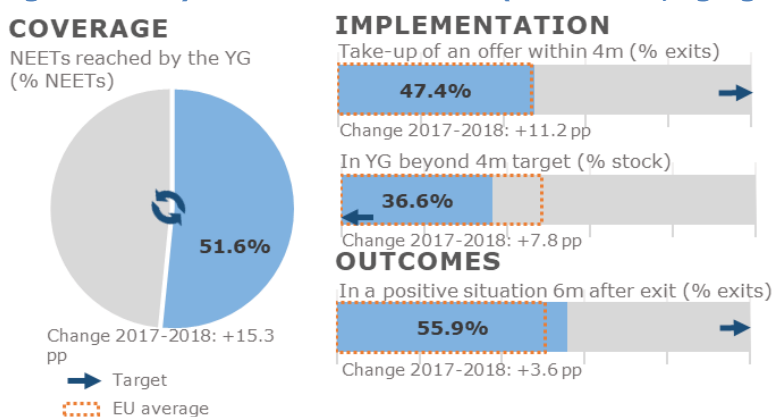
Key results from monitoring the implementation and outcomes of the national YG scheme are presented in Figure 2 below.

- ❖ On average, just over a third (36.6%) of those registered in the YG at any point during 2018 had been waiting for an offer for more than 4 months, noticeably more than in 2017 (+7.8 pp) but still well below the EU average (48.4%).
- ❖ Approaching half (47.4%) of those leaving the YG in 2018 took up an offer within 4 months of registration. This represents a notable improvement from 2017

(+11.2 pp), making up for the decline seen between 2016 and 2017 (-9.4 pp), and brings Lithuania back in-line with the EU average (46.7%).

- ❖ The Lithuanian YG scheme covered 51.6% of NEETs aged under 25 in 2018, a substantial increase from 2017 (+15.3 pp), bringing the coverage rate well above the EU average of 40.7%.
- ❖ Over half (55.9%) of those leaving the YG scheme in 2018 were known to be in a positive situation 6 months later. Longer term follow-up data provide a mixed picture but tend to suggest that not all outcomes are sustained over longer periods.

**Figure 2 – Key YG direct and follow-up indicators, age-group 15-24, Lithuania, 2017-18**



Source: DG EMPL, YG monitoring database, data extracted 20 November 2019. NEETs data were extracted from Eurostat, Labour Force Survey on 21 June 2019.

Table 2 briefly presents key observations and overall achievements of the national YG scheme for the main target group (people aged 15-24) since its induction in 2014.

**Table 2 – YG cumulative achievements, age-group 15-24, Lithuania, 2014-2018**

Entrants <sup>(1)</sup>	Total	First-time entrants	Re-entrants
		245,980	65.0%
Exits	Total	Positive (exit to offer)	Of which subsidised
		242,142	60.5%

<sup>(24)</sup> Breakdowns of entrants by previous YG experience (first-time entrants and re-entrants) may not add up to 100% in countries where this information is not available for all reference years or for all data providers.

Source: DG EMPL, YG monitoring database, data extracted 20 November 2019.

## LUXEMBOURG

The Youth Guarantee scheme in Luxembourg was officially launched in July 2014. The scheme targets people aged 15-24 that register with the public employment services (PES) as unemployed for the first time, meaning that young people in Luxembourg are entitled to access the YG only once. In 2018, the YG in Luxembourg provided subsidised offers to all possible destinations (employment, education, apprenticeships and traineeships). All offers regardless of their duration are regarded as exits from the YG.

**Table 1 – Main characteristics of national YG scheme <sup>(1)</sup>**

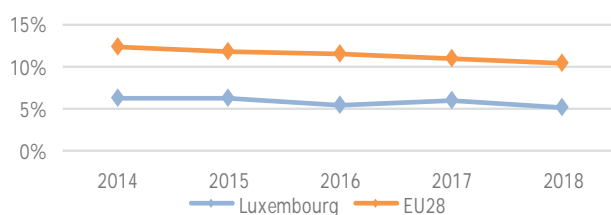
<b>Year implemented</b>	July 2014			
<b>Coverage</b>	Young people aged 15-24 newly registered with the PES as unemployed.			
<b>Providers</b>	Public Employment Service (PES) (ADEM)			
<b>Type of offers provided <sup>(2)</sup></b>	Employment	✓	Education	✓
	Traineeships	✓	Apprenticeships	✓
	<b>Time filter applied</b>			None

<sup>(35)</sup> More information can be found in the national YG [implementation plan](#).

<sup>(36)</sup> Refers to subsidised offers specifically targeted at young people or heavily used within the YG context.

Source: YG monitoring database, data extracted 20 November 2019.

**Figure 1 – NEET rate 15-24 (%), 2014-18**



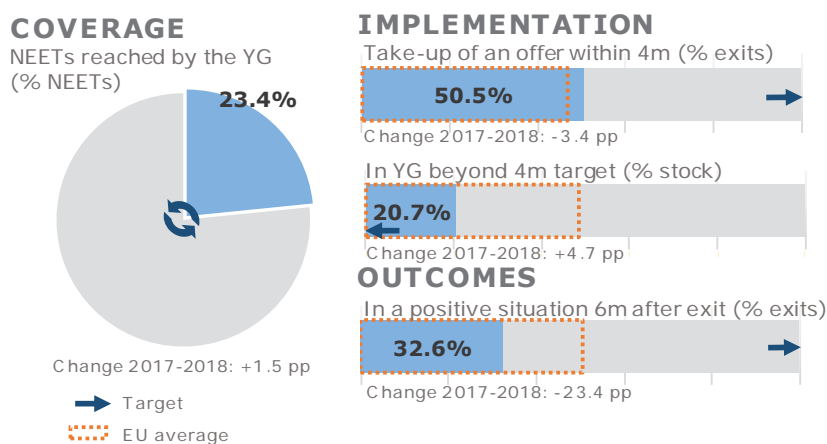
Source: Eurostat, Labour Force Survey, data extracted 21 June 2019.

In 2018 the NEET rate in Luxembourg was 5.3%, half the rate seen at EU level (10.5%, Figure 1). This represents an improvement (reduction) of one percentage point (pp) since the launch of the YG in 2014 (6.3%)

Key results from monitoring the implementation and outcomes of the national YG scheme are presented in Figure 2 below.



**Figure 2 – Key YG direct and follow-up indicators, age-group 15–24, Luxembourg, 2017–2018**



Source: DG EMPL, YG monitoring database, data extracted 20 November 2019. NEETs data were extracted from Eurostat, Labour Force Survey on 21 June 2019.

- ❖ At the end of 2018, one in five (20.7%) of those registered in the YG scheme in Luxembourg had been waiting for an offer for more than 4 months, more than in 2017 (16.0%), but still a good result and well below the EU average of 48.4%.
- ❖ Half (50.5%) of those leaving the YG in 2018 are known to have taken up an offer within the target period of 4 months, a smaller proportion than in 2017 (53.9%), but still above the EU average of 46.7%.
- ❖ On average, at any point during 2018, fewer than one in four (23.4%) NEETs aged under 25 were registered in the YG scheme. To some extent, the low coverage reflects the fact that the NEET population is now dominated by inactive NEETs who are not targeted by the Luxembourgish YG. It may also be linked to the policy of allowing young people to access the YG only once (those that do not find work or training after passing through the YG will continue to contribute to the NEET population without recourse to further support from the YG).
- ❖ Follow-up data show that only a third (32.6%) of those leaving the YG in 2018 were known to be in a positive situation 6 months later, a dramatic decrease compared to all previous years (2014-2017 results are all between 55 and 58%) and well below the EU average of 50.4%. The poor result derives from reduced quality of the data with the proportion of participants in an unknown situation, which was already high, increasing from 39.3% in 2017 to 65.4% in 2018.

Table 2 briefly presents key observations and overall achievements of the national YG scheme for the main target group (people aged 15-24) since the beginning of its implementation in 2014.

**Table 2 – YG cumulative achievements, age-group 15–24, Luxembourg, 2014–2018**

Entrants <sup>(1)</sup>	Total	First-time entrants	Re-entrants <sup>(2)</sup>
		15,134	100.0%
Exits	Total	Positive (exit to offer)	Of which subsidised
	14,210	71.0%	25.8%

<sup>(25)</sup> Breakdowns of entrants by previous YG experience (first-time entrants and re-entrants) may not add up to 100% in countries where this information is not available for all reference years.

<sup>(26)</sup> The YG in Luxembourg targets only those that register with the public employment services (PES) as unemployed for the first time so that re-entry is not possible.

Source: DG EMPL, YG monitoring database, data extracted 20 November 2019.

## LATVIA

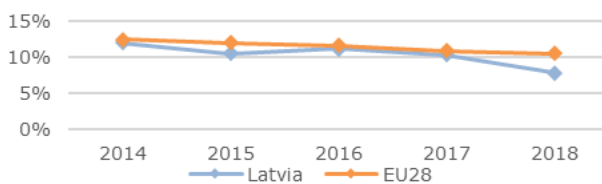
The Latvian Youth Guarantee **Implementation Plan** was presented in December 2013 and updated in April 2014. The scheme started in January 2014, targeting young people not in employment, education or training aged 15-29 years. The Ministry of Welfare is in charge of establishing and managing the Youth Guarantee while the State Employment Agency (public employment service - PES) and the State Education Development Agency (SEDA) are responsible for implementation. Young people can register via the PES, or via vocational and educational training (VET) schools for participation in 2<sup>nd</sup> chance VET programmes. At the same time, outreach measures, coordinated by the Ministry of Science and Education and implemented by the Agency for International Programs for Youth, municipalities and youth organisations (Know and Do! project) aim to make contact with non-registered NEETs and refer them either to VET programmes or to the PES<sup>7</sup>.

In 2018, the Latvian YG offered access to general programmes/measures open to all registered unemployed, open market jobs and offers provided through the regular education and training system. In addition, there are four targeted measures available only to young people (gaining first working experience, Youth workshops, improving work skills in NGOs, in-depth vocational guidance).

**Table 1 – Main characteristics of national YG scheme, Latvia <sup>(1)</sup>**

<b>Year implemented</b>	January 2014			
<b>Coverage</b>	Young people 15-29 registered with the PES as unemployed or with SEDA.			
<b>Providers</b>	- Public Employment Service (PES) (SEA) - State Education Development Agency (SEDA)			
<b>Type of offers provided <sup>(2)</sup></b>	Employment <span style="color: green;">✓</span>	Education <span style="color: green;">✓</span>	Time filter applied	None
	Traineeships <span style="color: red;">✗</span>	Apprenticeships <span style="color: red;">✗</span>		

<sup>(37)</sup> More information can be found in the national **Implementation Plan** and dedicated website. Source: YG monitoring database, data extracted 20 November 2019.

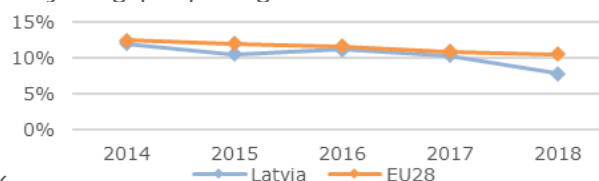


**Figure 1 – NEET rate 15-24 (%), Latvia,**

**2014-2018**

Source: Eurostat, Labour Force Survey, data extracted 21 June 2019.

In 2018, the NEET rate for young people aged 15-24 in Latvia was 7.8%, lower than



the EU rate of 10.5% ( Figure 1). Since the implementation of the YG scheme in 2014, the NEET rate in Latvia has improved

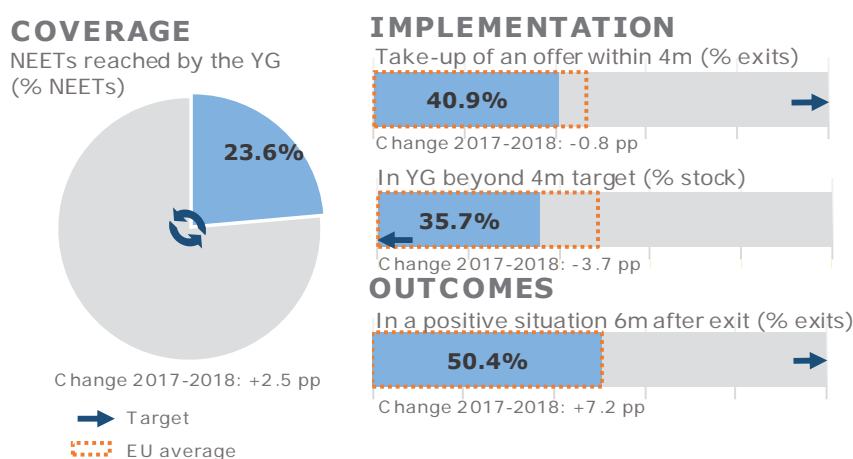
<sup>7</sup> See <http://jaunatne.gov.lv/en/jauniesu-garantija/about-project-know-and-do>; also <https://eacea.ec.europa.eu/national-policies/en/content/youthwiki/36-integration-young-people-labour-market-latvia> and Box 1 in [https://www.ilo.org/wcmsp5/groups/public/---ed\\_emp/documents/publication/wcms\\_613351.pdf](https://www.ilo.org/wcmsp5/groups/public/---ed_emp/documents/publication/wcms_613351.pdf)

(fallen) by 4.2 percentage points (pp), double the improvement seen at EU level (-2.0 pp). Strikingly, the majority of this improvement (- 2.5 pp) took place between 2017 and 2018.

Key results from monitoring the implementation and outcomes of the national YG scheme are presented in Figure 2 below.

- ❖ On average, two in five (35.7%) of those registered in the YG at any point during 2018 had been registered for more than 4 months, well below the EU average of 48.4% and improved compared to 2017 (39.4%).
- ❖ Two fifths (40.9%) of those leaving the YG in 2018 took up an offer within 4 months of registration, below the EU average of 46.7%.
- ❖ The number of people aged 15-24 registered in the Latvian YG scheme in 2018 was, on average, 23.6% of the number in this age-group identified as NEET in the Labour Force Survey, almost half the EU average (40.7%). Nevertheless, it should be noted that the populations covered by the LFS survey and the YG monitoring data may not fully overlap due to differences in definitions and recording methods.
- ❖ Follow-up data were provided but are not in line with the YG monitoring framework.

**Figure 2 – Key YG direct and follow-up indicators, age-group 15–24, Latvia, 2016–2018**



Source: DG EMPL, YG monitoring database, data extracted 20 November 2019. NEETs data were extracted from Eurostat, Labour Force Survey on 21 June 2019.

Table 2 briefly presents key observations and overall achievements of the national YG scheme for the main target group (people aged 15-24) since the beginning of its implementation in 2014.

**Table 2 – YG cumulative achievements, age-group 15–24, Latvia, 2014–2018**

Entrants <sup>(1)</sup>	Total	First-time entrants	Re-entrants
	72,288	69.4%	19.6%
Exits <sup>(2)</sup>	Total	Positive (exit to offer)	Of which subsidised
	75,518	75.4%	32.6%

<sup>(27)</sup> Breakdowns of entrants by previous YG experience (first-time entrants and re-entrants) may not add up to 100% in countries where this information is not available for all reference years or for all data providers.

<sup>(26)</sup> The YG scheme was introduced as a reinforcement of existing service provision and monitored as if it was an ongoing process. People already registered unemployed when the monitoring started in January 2014 (effectively a start-up stock) were not counted as entrants but will be recorded as exits at some point. Consequently, there can be more exits than entrants over the period covered.

Source: DG EMPL, YG monitoring database, data extracted 20 November 2019.

## MALTA

The Maltese Youth Guarantee scheme was put in place in July 2014. Malta has adopted a dual approach comprising both preventative and reactive measures. The Maltese authorities approach NEETs not registered with the PES through the NEETs Activation Scheme (which is also open to those that are already registered), the SEC Revision Classes, and ICT Summer courses. The reactive measures target young NEETs aged under 25, though those aged 25-29 can also participate if interested. Young people can apply to enter any of these three schemes via the PES or the contacts provided in the [YG dedicated section in the PES website](#).

The Maltese YG scheme provides traineeships and education offers. Offers may be as short as 10 days (60 hours course).

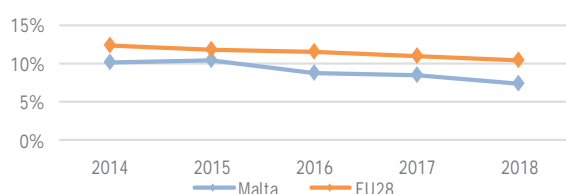
**Table 1 – Main characteristics of national YG scheme, Malta <sup>(1)</sup>**

<b>Year implemented</b>	July 2014			
<b>Coverage</b>	Young people aged 15-29 entering one of three programmes offered as part of the YG scheme: ICT Summer courses, NEET Activation Scheme (i & ii) and SEC revision classes.			
<b>Providers</b>	Ministry for Education and Employment, Jobsplus			
<b>Type of offers provided <sup>(2)</sup></b>	Employment	✗	Education	✓
	Traineeships	✓	Apprenticeships	✗
	<b>Time filter applied</b>			None

<sup>(38)</sup> More information can be found in the [national YG implementation plan](#) and in the [PES website \(YG dedicated section\)](#).

<sup>(39)</sup> Refers to subsidised offers specifically targeted at young people or heavily used within the YG context. Source: YG monitoring database, data extracted 12 September 2019.

**Figure 1 – NEET rate 15-24 (%), Malta, 2014-2018**



Source: Eurostat, Labour Force Survey, data extracted 21 June 2019.

In 2018, the NEET rate for people aged 15 to 24 in Malta was 7.30%, well below the EU rate of 10.5% (Figure 1). Since 2014, the NEET rate in Malta has improved (reduced) by 3.0 percentage points (pp) compared to 2.0 pp for the EU as a whole.

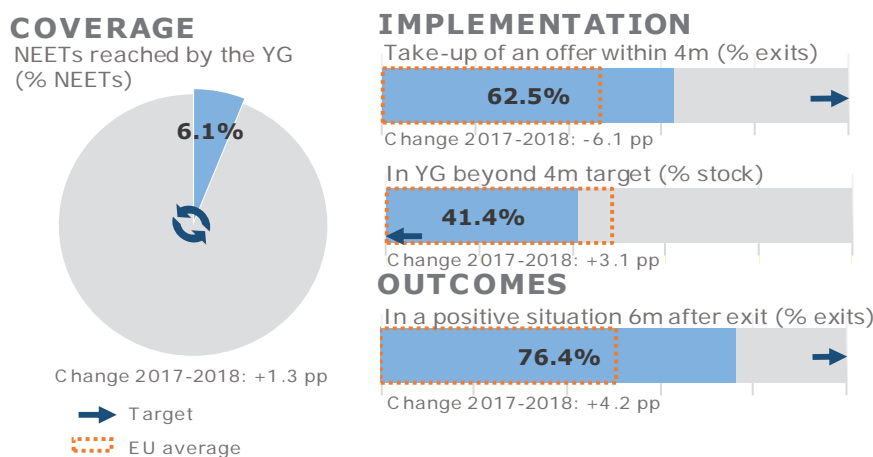
Key results from monitoring the implementation and outcomes of the YG scheme in Malta are presented in Figure 2.

- ❖ The implementation of the Maltese YG scheme remains effective in terms of delivery of offers, with 62.5% of those aged 15-24 that left the scheme in 2018 taking up an offer within 4 months, just slightly fewer than in 2017 (68.6%). Results over the past two years are, however, significantly lower than in 2016 (96.2%), reflecting a shift towards a more reactive approach and greater focus on NEETs with complex needs.
- ❖ For the same reason, the proportion of those registered in the preparatory phase who had been waiting for an offer for more than 4 months increased from just

2.7% in 2016 to 38.3% in 2017 and 41.4% in 2018. The latest result is, however, still well below the EU average of 48.4%.

- ❖ The Maltese YG scheme covered only around one in twenty (6.1%) of all NEETs aged under 25 in 2018. The low coverage is partly explained by the rapid throughput (so that the stock stays small) and the fact that some YG initiatives are active only part of the year due to their focus on school leavers. Nevertheless, the data still indicate that the scheme is not reaching the majority of NEETs in the country.
- ❖ Three quarters (76.4%) of those leaving the scheme in 2018 were known to be in employment, education or training 6 months afterwards. Longer-term follow-up data for those leaving the YG scheme in previous years suggest that outcomes are sustainable.

**Figure 2 – Key YG direct and follow-up indicators, age-group 15–24, Malta, 2017–2018**



Source: DG EMPL, YG monitoring database, data extracted 20 November 2019. NEETs data were extracted from Eurostat, Labour Force Survey on 21 June 2019.

Table 2 briefly presents key observations and overall achievements of the national YG scheme for the main target group (people aged 15-24) since the beginning of its implementation in 2014.

**Table 2 – YG cumulative achievements, age-group 15–24, Malta, 2014–2018**

Entrants <sup>(1)</sup>	Total	First-time entrants	Re-entrants
	7,442	89.8%	10.2%
Exits	Total	(exit to offer)	Subsequent
	7,360	77.1%	94.9%

<sup>(29)</sup> Breakdowns of entrants by previous YG experience (first-time entrants and re-entrants) may not add up to 100% in countries where this information is not available for all reference years or for all data providers.

Source: DG EMPL, YG monitoring database, data extracted 20 November 2019.

## NETHERLANDS

Youth unemployment in the Netherlands is tackled comprehensively by departments of the Ministries of Education, Culture and Science, and Social Affairs and Employment, together with the municipalities, employers, unions and educational institutes. Policies are built on the positive experience gained with the 'Action Plan youth unemployment' (2009) and aim to further reduce the number of early school leavers and to strengthen the links between education and the labour market.

The national **Youth Guarantee Implementation Plan** was delivered in April 2014, while monitoring data cover the period since January 2014. Monitoring data cover all young people aged 15-24 registered with the social security agency (UWV) or municipalities for (respectively) an unemployment benefit (WW) or social assistance benefit (WWB). Thus, the Dutch data also cover part of inactive NEETs provided that they receive the social assistance benefit. In 2018, the Dutch YG scheme provided offers to all possible destinations. Only offers lasting for more than 28 days are considered as exits from the YG.

**Table 1 – Main characteristics of national YG scheme, Netherlands <sup>(1)</sup>**

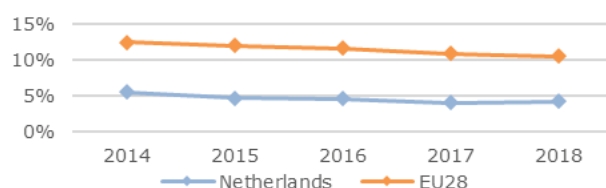
<b>Year implemented</b>	January 2014			
<b>Coverage</b>	Young people aged 15-24 registered with the social security agency (UWV) or municipalities for (respectively) an unemployment benefit (WW) or social assistance benefit (WWB). The Dutch YG monitor targets individuals who were unable to find work and are more likely to be relatively difficult to place, especially those without (recent) work experience.			
<b>Providers</b>	- Social security agency (UWV) - Municipalities			
<b>Type of offers provided <sup>(2)</sup></b>	Employment ✓	Education ✓	<b>Time filter applied</b>	28 days
	Traineeships ✓	Apprenticeships ✓		

<sup>(40)</sup> More information can be found in the [Youth Guarantee Implementation Plan](#).

<sup>(41)</sup> Refers to subsidised offers specifically targeted at young people or heavily used within the YG context.

Source: YG monitoring database, data extracted 20 November 2019.

**Figure 1 – NEET rate 15-24 (%), Netherlands, 2014-2018**



Source: Eurostat, Labour Force Survey, data extracted 21 June 2019.

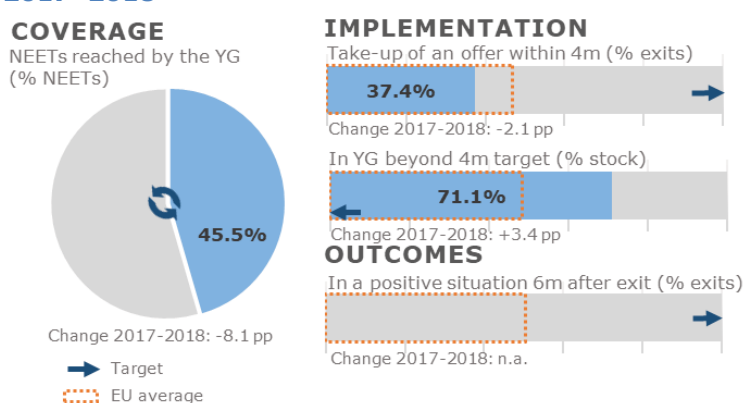
The NEET rate in the Netherlands was the lowest of all Member States when the YG was launched in 2014 (5.5% for those aged 15-24 compared to 12.5% for the EU-28) and has since improved, reaching 4.2% in 2018, a slight increase from 2017 (+0.2 pp). This is less than half of the rate seen at EU level (10.5%, see Figure 1). Key results from monitoring the implementation and outcomes of the national YG scheme are presented in Figure 2 below.

- ❖ On average in 2018, over two thirds (71.1%) of those registered in the Dutch YG at any point during the year remained in the YG preparatory phase (benefit administration) for more than 4 months, well above the EU average of 48.4% and a continued increase compared to 2017 (+3.4 pp) and 2016 (+ 9.5 pp).



- ❖ Fewer than two in five of those leaving the YG in 2017 (37.4%) took up an offer within 4 months of registration, well below the EU average of 46.7%.
- ❖ On average, less than half (45.5%) of all NEETs aged under 25 were covered by the YG (benefit) scheme in 2018, a decline of 8.1 pp from 2017, but still above the EU average of 40.7%.
- ❖ No follow-up data are available to assess the sustainability of outcomes.
- ❖ Overall, the Dutch YG scheme seems relatively ineffective in relation to the objective of delivering an offer of employment, education or training within 4 months. However, in mitigation, it should be recognised that the NEET rate in the Netherlands is the lowest in the EU and that this relatively small NEET population includes a high concentration of those furthest from the labour market and particularly hard to place. On this basis, longer stays in the YG preparatory phase are to be expected.

**Figure 2 – Key YG direct and follow-up indicators, age-group 15–24, Netherlands, 2017–2018**



Source: DG EMPL, YG monitoring database, data extracted 20 November 2019. NEETs data were extracted from Eurostat, Labour Force Survey on 21 June 2019.

Table 2 briefly presents key observations and overall achievements of the national YG scheme for the main target group (people aged 15-24) since the beginning of its implementation in 2014.

**Table 2 – YG cumulative achievements, age-group 15–24, Netherlands, 2014–2018**

Entrants <sup>(1)</sup>	Total	First-time entrants	Re-entrants
		373,520	:
Exits	Total	Positive (exit to offer)	Of which subsidised
	324,680	72.2%	1.3%

<sup>(30)</sup> Breakdowns of entrants by previous YG experience (first-time entrants and re-entrants) may not add up to 100% in countries where this information is not available for all reference years or for all data providers.

Source: DG EMPL, YG monitoring database, data extracted 20 November 2019.

## POLAND

The Youth Guarantee (YG) scheme in Poland started in January 2014. The main implementing organisations are the public employment services (PES), including labour offices at regional and local level, the Voluntary Labour Corps (VLC) and the Bank Gospodarstwa Krajowego (BGK), a state financial institution involved in providing finance for start-up opportunities. Initially the scheme was open to young NEETs aged 15-24 but coverage was extended in autumn 2015 to include young people up to 30 years of age. Note that young people registered as unemployed and participating in informal education/training who technically do not count as NEET can also take part in the scheme. There is also an entrepreneurship option open to people up to the age of 29 who are unemployed or seeking work and still within 4 years of completing their formal education. The coverage differs slightly between providers (see Table 1 below).

The YG in Poland provides access to employment offers, traineeships and apprenticeships. All offers last for one month or more, but there is no minimum duration required for treating participants as positive exits (e.g. in case of drop-out).

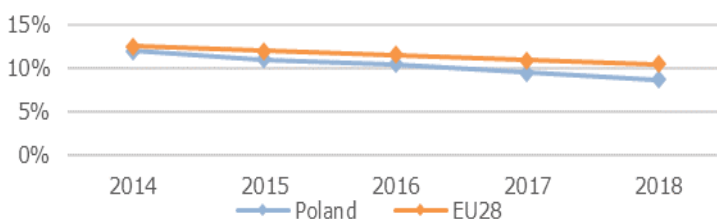
**Table 1 – Main characteristics of national YG scheme, Poland <sup>(1)</sup>**

<b>Year implemented</b>	January 2014			
<b>Coverage</b>	PES: Young people aged 18-29 registered as unemployed with the PES. Regional PES: Young people aged 15-29 from the NEET group covered by the support (activation projects) within the Action 1.2 and 1.3. of the Operational Programme Knowledge Education Development. VLC: Young people (15-25) registered via the Voluntary Labour Corps (within the projects under the YG). BGK: NEETs aged 18-29 who apply for a start-up loan from the BGK bank.			
<b>Providers</b>	PES: (Poviat labour offices) Local PES units Regional PES: Regional Labour Offices (as authorities responsible for selection of entities developing activation projects) VLC: Voluntary Labour Corps BGK: data cover the loan programme "First business - Start-up support".			
<b>Type of offers provided <sup>(2)</sup></b>	Employment	✓	Education	✗
	Traineeships	✓	Apprenticeships	✓
	<b>Time filter applied</b>			None

<sup>(42)</sup> More information can be found in the national Youth Guarantee Implementation Plan and the dedicated Youth Guarantee website.

<sup>(43)</sup> Refers to subsidised offers specifically targeted at young people or heavily used within the YG context.  
 Source: YG monitoring database, data extracted 20 November 2019.

**Figure 9 - NEET rates 15-24 (%), Poland, 2014-2018**

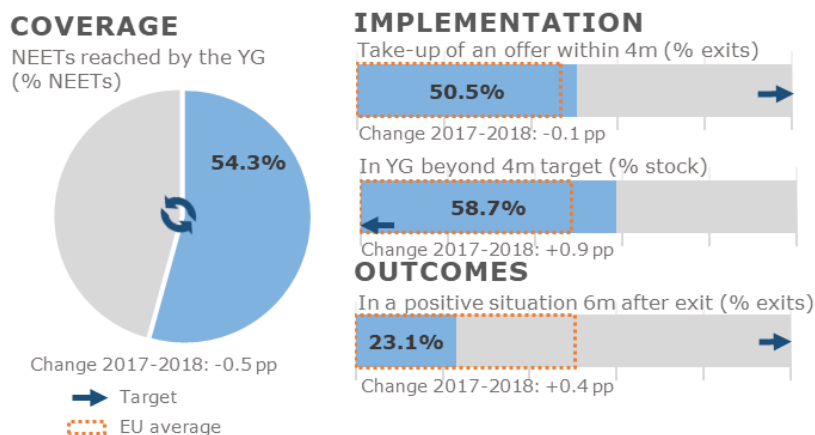


Source: Eurostat, Labour Force Survey, data extracted 21 June 2019.

In 2018, the NEET rate in Poland was 8.7%, below the EU-28 rate of 10.5% (Figure 9). This represents an improvement of 3.3 percentage points (pp) since 2014, exceeding that observed at EU level (-2.0 pp). As is the case at EU level, this reduction is a result of a decrease in the unemployed NEET rate (from 6.5% to 3.3%), whilst the inactive NEET rate has hardly changed (-0.1 pp from 5.5% to 5.4%).

Key results from monitoring the implementation and outcomes of the YG scheme in Poland are presented in Figure 2 below.

**Figure 2 – Key YG direct and follow-up indicators, age-group 15–24, Poland, 2017–**



## 2018

Source: DG EMPL, YG monitoring database, data extracted 20 November 2019. NEETs data were extracted from Eurostat, Labour Force Survey on 21 June 2019.

- ❖ During 2018, on average, nearly six in ten (58.7%) of those registered in the YG scheme at any point during the year had been waiting for an offer for more than 4 months, a slightly higher result than in 2017 (57.8%) and significantly above the EU average of 48.4%.
- ❖ On the other hand, half (50.5%) of those leaving the YG in 2018 took up an offer within 4 months of registration, no change from the previous year (50.6%) and still above the EU average (46.7%).
- ❖ On average, the YG scheme covered more than half (54.3%) of all NEETs aged under 25 during 2018, slightly lower than in 2017 (54.8%) but well above the EU average (40.7%).
- ❖ Less than a quarter (23.1%) of those leaving the YG in 2018 were known to be in employment, education, apprenticeship or training 6 months later, but the result is not particularly meaningful as the situation was unknown for more than six in ten of cases (63.9%). Longer-term follow-up data for those leaving the YG in previous years show a mixed picture and, due to the high proportion of unknowns, does not give any clear indication as to the sustainability of offers.

Table 2 briefly presents key observations and overall achievements of the national YG scheme for the main target group (people aged 15-24) since the beginning of its implementation in 2014.

**Table 2 – YG cumulative achievements, age-group 15–24, Poland, 2014–2018**

Entrants <sup>(1)</sup>	Total	First-time entrants	Re-entrants
		3,230,167	54.7%
Exits	Total	Positive (exit to offer)	Of which subsidised
		3,094,390	64.4%

<sup>(31)</sup> Breakdowns of entrants by previous YG experience (first-time entrants and re-entrants) may not add up to 100% in countries where this information is not available for all reference years or for all data providers.

Source: DG EMPL, YG monitoring database, data extracted 20 November 2019.

## PORTUGAL

The Portuguese Youth Guarantee (YG) scheme, open to NEETs under the age of 30, was introduced in March 2014. The public employment services (PES) are responsible for management of the scheme and for coordinating partnerships across all levels and sectors of the country. Implementation involves ministries, youth organisations, trade organisations, as well as social partner organisations and other relevant institutions working in the fields of education, vocational training and social inclusion. Young people registered as unemployed with the PES and eligible for the YG are flagged accordingly while participants who are not registered with the PES are approached by the Employment and Vocational Training institute, working in partnership with other entities. Individuals can also register for the YG through a dedicated online portal.

All types of offer (employment, education, traineeship and apprenticeship) are available through the Portuguese YG. All offers have a duration of more than 28 days, but there is no minimum duration for a participant to be recorded as positive exit (e.g. in case of drop-out).

**Table 1 – Main characteristics of national YG scheme, Portugal <sup>(1)</sup>**

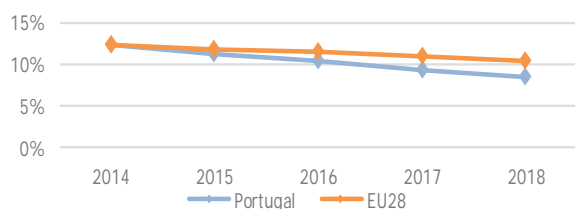
<b>Year implemented</b>	March 2014			
<b>Coverage</b>	Young people aged 15-29 registered in the YG scheme.			
<b>Providers</b>	Data cover the mainland only - Madeira and the Azores are not covered. YG providers covered: - Public Employment Service (PES) - Instituto Português do Desporto e Juventude (IPDJ) - Cooperativa António Sergio para a Economia Social (CASES) - Direção-Geral das Autarquias Locais (DGAL) - Agência para o Investimento e Comércio Externo de Portugal (AICEP)			
<b>Type of offers provided <sup>(2)</sup></b>	Employment	✓	Education	✓
	Traineeships	✓	Apprenticeships	✓
	<b>Time filter applied</b>			None

<sup>(44)</sup> More information can be found in the [Youth Guarantee Implementation Plan](#) and in the [dedicated website](#).

<sup>(45)</sup> Refers to subsidised offers specifically targeted at young people or heavily used within the YG context.

Source: YG monitoring database, data extracted 20 November 2019.

**Figure 1 – NEET rate 15-24 (%), Portugal, 2014-2018**



Source: Eurostat, Labour Force Survey, data extracted 21 June 2019.

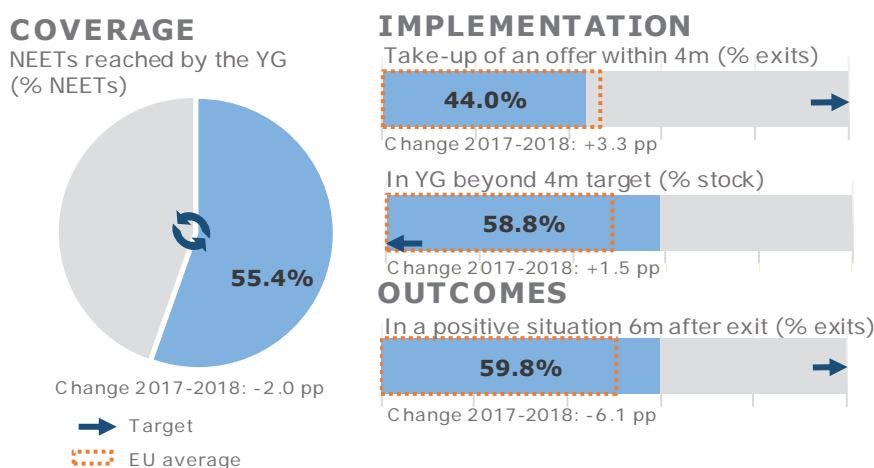
In 2018, the NEET rate in Portugal was 8.4%, some way below the EU-28 rate of 10.5% (

**Figure 1**). This represents an improvement (reduction) of 3.9 percentage points (pp) since 2014, exceeding the change observed at EU level (-2.0 pp) such that the situation in Portugal has progressively improved compared to the EU as a whole. Key

results from monitoring the implementation and outcomes of the YG scheme in Portugal are presented in Figure 2 below.

- ❖ On average in 2018, approaching three in five (58.8%) of those registered in the Portuguese YG at any point during the year had been waiting for an offer for more than 4 months, and a third (33.1%) for more than a year. Increasing numbers are staying in the YG for long periods without an offer.
- ❖ More than two fifths of those leaving the YG in 2018 (44.0%) took up an offer within four months of registration, increased compared to 2017 (40.7%) and close to the EU average (46.7%).
- ❖ On average during 2018, almost six in ten (55.4%) of all NEETs aged under 25 were registered in the YG scheme, fewer than in 2017 (57.4%) but still well above the EU average (40.7%).
- ❖ Six in ten of those leaving the YG in 2018 (59.8%) were known to be in a positive situation 6 months later. Longer-term follow-up data for those leaving in previous years suggest that outcomes are sustainable.

(46) **Figure 2 – Key YG direct and follow-up indicators, age-group 15–24, Portugal, 2016–2018**



Source: DG EMPL, YG monitoring database, data extracted 20 November 2019. NEETs data were extracted from Eurostat, Labour Force Survey on 21 June 2019.

Table 2 briefly presents key observations and overall achievements of the national YG scheme for the main target group (people aged 15-24) since the beginning of its implementation in 2014.

(47) **Table 2 – YG cumulative achievements, age-group 15–24, Portugal, 2014–2018**

Entrants <sup>(1)</sup>	Total	First-time entrants	Re-entrants
	718,975	65.9%	34.1%
Exits	Total	Positive (exit to offer)	Of which subsidised
	671,076	63.1%	37.2%

<sup>(32)</sup> Breakdowns of entrants by previous YG experience (first-time entrants and re-entrants) may not add up to 100% in countries where this information is not available for all reference years or for all data providers.

Source: DG EMPL, YG monitoring database, data extracted 20 November 2019.

## ROMANIA

The Romanian Youth Guarantee (YG) scheme was launched in January 2014. Measures to support the labour market integration of young people aged up to 25 revolve around three main reforms: 1) the modification of the unemployment insurance system and employment stimulation act, 2) the amended workplace apprenticeship act and 3) a new traineeship act (targeted at higher education graduates). Implementation is coordinated by the Ministry of Labour and Social Justice, in partnership with stakeholders (including business, civil society and unions). Young people can register through the PES. All types of offers are provided within the YG scheme. All offers regardless of their duration are regarded as exits from the YG.

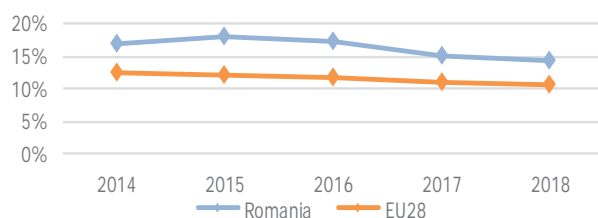
**Table 1 – Main characteristics of national YG scheme, Romania <sup>(1)</sup>**

<b>Year implemented</b>	January 2014			
<b>Coverage</b>	The Youth Guarantee targets youth aged 16-24. YG monitoring data covers young people registered as unemployed with the public employment services (PES), aged 16-29 years.			
<b>Providers</b>	Public Employment Services (PES)			
<b>Type of offers provided <sup>(2)</sup></b>	Employment ✓	Education ✓	Time filter applied	None
	Traineeships ✓	Apprenticeships ✓		

<sup>(48)</sup> More information can be found in the Romanian Youth Guarantee Implementation Plan and in the YG dedicated website.

<sup>(49)</sup> Refers to subsidised offers specifically targeted at young people or heavily used within the YG context. Source: YG monitoring database, data extracted 20 November 2019.

**Figure 1 – NEET rate 15-24 (%), Romania, 2014-2018**

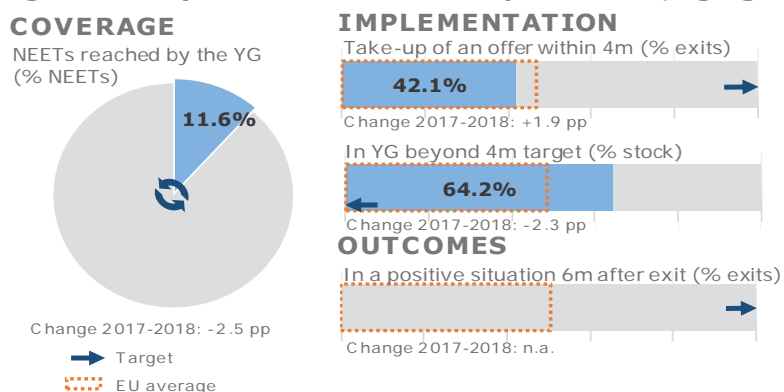


Source: Eurostat, Labour Force Survey, data extracted 21 June 2019.

In 2018, the NEET rate for those aged 15-24 in Romania was 14.5%, significantly above the EU rate of 10.5% (Figure 1). In 2014, when the YG was launched, there was a 4.5 percentage point (pp) gap between the Romanian and EU NEET rates. This widened in 2015-2016 but has since narrowed again to 4.0 pp. The NEET rate in Romania remains, however, the third highest amongst Member States.

Key results from monitoring the implementation and outcomes of the YG scheme in Romania are presented in Figure 2 below.

**Figure 2 – Key YG direct and follow-up indicators, age-group 15–24, Romania, 2017–2018**



Source: DG EMPL, YG monitoring database, data extracted 20 November 2019.  
NEETs data were extracted from Eurostat, Labour Force Survey on 21 June 2019.

- ❖ Almost two-thirds (64.2%) of those registered in the YG at any point during 2018 had been waiting for an offer for more than 4 months, slightly improved (decreased) since 2017 (- 2.3pp) but still well above the EU average of 48.4%
- ❖ The proportion leaving to take up an offer within the 4-month target has also slightly improved (increased) from 40.2% in 2017 to 42.1% in 2018 but remains below the EU average of 46.7%.
- ❖ Coverage of the NEET population remains poor and has slightly deteriorated compared to 2017 (- 2.5 pp), with only 11.6% of all NEETs aged 15-24 covered by the YG in 2018.
- ❖ Although available in previous years, follow-up data were not provided for 2018.

Table 2 briefly presents key observations and overall achievements of the national YG scheme for the main target group (people aged 15-24) since the beginning of its implementation in 2014.

**Table 2 – YG cumulative achievements, age-group 15–24, Romania, 2014–2018**

Entrants <sup>(1)</sup>	Total	First-time entrants	Re-entrants
	697,725	35.3%	12.2%
Exits	Total	Positive (exit to offer)	Of which subsidised
	674,954	46.5%	8.6%

<sup>(33)</sup> Breakdowns of entrants by previous YG experience (first-time entrants and re-entrants) may not add up to 100% in countries where this information is not available for all reference years or for all data providers.

Source: DG EMPL, YG monitoring database, data extracted 20 November 2019.



## SWEDEN

Sweden has had a strategic policy for promoting youth employment in line with the Council Recommendation on establishing a Youth Guarantee (YG) since 2006 and a job guarantee for youth (Youth Job Programme, UGA) was established in December 2007.

The Swedish Youth Guarantee Implementation Plan was presented to the European Commission in April 2014.

The YG scheme in Sweden covers all young people aged 15-24 registered as unemployed with the public employment service (PES). Employment, education, traineeship and apprenticeship offers are provided. There is no minimum duration of participation for the recording of positive exits in the monitoring data (e.g. in case of drop-out).

**Table 1 – Main characteristics of national YG scheme, Sweden <sup>(1)</sup>**

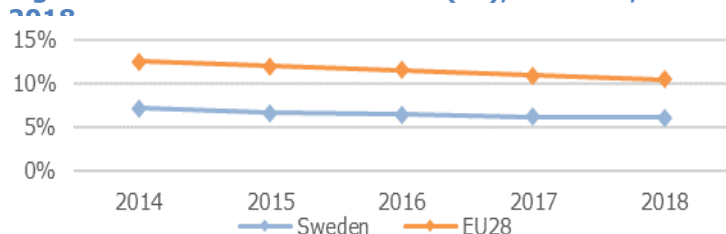
<b>Year implemented</b>	January 2014			
<b>Coverage</b>	Young people aged 15-24 registered with the PES as unemployed. Whilst registration normally coincides with the start of a claim for full- or part-time unemployment benefits, some young people that register may not have sufficient work history to be eligible for benefits.			
<b>Providers</b>	Public Employment Service (PES)			
<b>Type of offers provided <sup>(2)</sup></b>	Employment	✓	Education	✓
	Traineeships	✓	Apprenticeships	✓
	<b>Time filter applied</b>			None

<sup>(50)</sup> More information can be found in the Swedish Youth Guarantee Implementation Plan.

<sup>(51)</sup> Refers to subsidised offers specifically targeted at young people or heavily used within the YG context.

Source: YG monitoring database, data extracted 20 November 2018.

**Figure 10 - NEET rates 15-24 (%), Sweden, 2014-**



Source: Eurostat, Labour Force Survey, data extracted 21 June 2019.

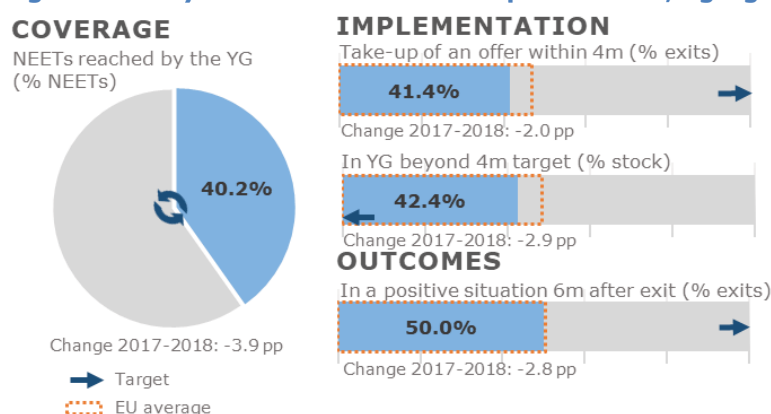
In 2018, the NEET rate in Sweden was 6.1%, well below the EU rate of 10.5% (see Figure 10). This figure has fallen by 1.1 percentage points (pp) since 2014, the year the YG started with the greatest fall happening between 2014 and 2015 (0.5 pp).

Key results from monitoring the implementation and outcomes of the YG in Sweden are presented in Figure 2 below.

- ❖ On average in 2018, more than four in ten (42.4%) of those registered in the Swedish YG scheme at any point during the year had been waiting for an offer for more than 4 months, a decrease (improvement) of 2.9 pp from 2017 and well below the EU average of 48.4%.
- ❖ Four in ten (41.4%) of those leaving the YG in 2018 took up an offer within 4 months of registration, a reduction of 2 pp from 2017 and below the EU average of 46.7%.

- ❖ At any point during 2018, four in ten (40.2%) of all NEETs aged under 25 in Sweden were registered in the YG preparatory phase. Coverage of the NEET population has declined progressively since the launch of the YG in 2014, when 63.2% were covered, reflecting falling numbers of unemployed NEETs (37.8% fewer than in 2014). The Swedish YG scheme does not address inactive NEETs, which now account for the largest part (62.3%) of the NEET population (compared to 48.6% in 2014).
- ❖ Half (50.0%) of those that left the YG scheme in 2018 were known to be in a positive situation 6 months later, but more than a quarter (26.6%) are in unknown situations.

**Figure 2 – Key YG direct and follow-up indicators, age-group 15-24, Sweden, 2017-18**



Source: DG EMPL, YG monitoring database, data extracted 20 November 2019. NEETs data were extracted from Eurostat, Labour Force Survey on 21 June 2019.

Table 2 briefly presents key observations and overall achievements of the national YG scheme for the main target group (people aged 15-24) since its launch in 2014.

**Table 2 – YG cumulative achievements, age-group 15-24, Sweden, 2014-18**

Entrants <sup>(1)</sup>	Total	First-time entrants	Re-entrants
	519,919	53.5%	46.5%
Exits <sup>(2)</sup>	Total	Positive (exit to offer)	Of which subsidised
	545,342	68.7%	25.9%

<sup>(34)</sup> Breakdowns of entrants by previous YG experience (first-time entrants and re-entrants) may not add up to 100% in countries where this information is not available for all reference years or for all data providers.

<sup>(35)</sup> The YG scheme was introduced as a reinforcement of existing service provision and monitored as if it was an ongoing process. People already registered unemployed when the monitoring started in January 2014 (effectively a start-up stock) were not counted as entrants but will be recorded as exits at some point. Consequently there can be more exits than entrants over the period covered.

Source: DG EMPL, YG monitoring database, data extracted 20 November 2019.

## SLOVENIA

Slovenia presented a [Youth Guarantee implementation plan](#) in January 2014. An updated version covering the period 2016-2020 was adopted in May 2016. Monitoring data for the Slovenian YG cover all young people aged 15-29 registered with the public employment services (PES) as unemployed. In 2018, the Slovenian YG provided subsidised offers to all possible destinations with the exception of apprenticeships. All offers regardless of their duration are regarded as exits from the YG.

**Table 1 – Main characteristics of national YG scheme, Slovenia <sup>(1)</sup>**

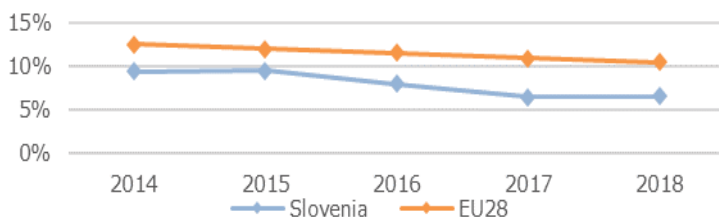
<b>Year implemented</b>	January 2014				
<b>Coverage</b>	Young people aged 15-29 registered with the PES as unemployed.				
<b>Providers</b>	Public Employment Service of Slovenia (and its external contractors)				
<b>Type of offers provided <sup>(2)</sup></b>	Employment	✓	Education	✓	<b>Time filter applied</b> None
	Traineeships	✓	Apprenticeships	✗	

<sup>(52)</sup> More information can be found in the [Youth Guarantee implementation plan](#) and dedicated [YG website](#).

<sup>(53)</sup> Refers to subsidised offers specifically targeted at young people or heavily used within the YG context.

Source: YG monitoring database, data extracted 20 November 2019.

**Figure 11 - NEET rates 15-24 (%), Slovenia, 2014-2018**

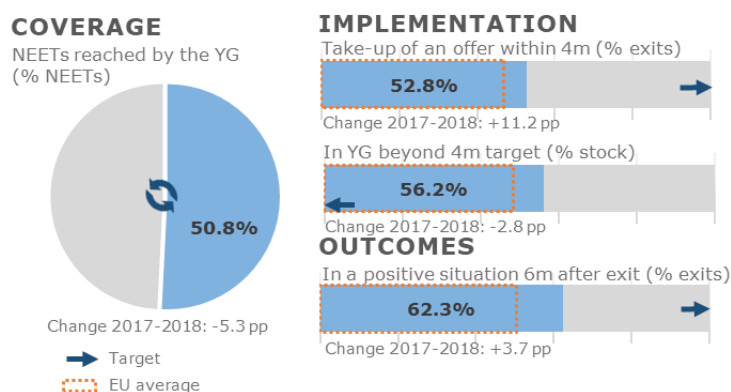


Source: Eurostat, Labour Force Survey, data extracted 21 June 2019.

In 2018, the NEET rate in Slovenia was 6.6%, well below the EU level of 10.5%. Since the launch of the YG in 2014, the NEET rate has fallen by 2.8 percentage points (pp) (see **Error! Reference source not found.**) compared to 2.0 pp at EU level. This improvement occurred largely between 2015 and 2017.

Key results from monitoring the implementation and outcomes of the national YG scheme are presented in Figure 2 below.

**Figure 2 – Key YG direct and follow-up indicators, age-group 15–24, Slovenia, 2017–2018**



Source: DG EMPL, YG monitoring database, data extracted 20 November 2019. NEETs data were extracted from Eurostat, Labour Force Survey on 21 June 2019.

- ❖ Well over half (56.2%) of those registered in the Slovenian YG scheme at any point during 2018 had been waiting for an offer for more than 4 months, a slight improvement compared to 2017 (-2.8 pp) but still above the EU average of 48.4%.
- ❖ Just over half (52.8%) of those leaving the scheme in 2018 took up an offer within 4 months of registration. This result means that Slovenia surpasses the EU average (46.7%) for the first time following two consecutive years of substantial improvement (+11.2 pp in 2017-18 and +19.4 pp in 2016-17).
- ❖ On average during 2018, the YG scheme covered half (50.8%) of all NEETs aged under 25. This coverage rate is 10 pp above the EU average of 40.7% but is nevertheless lower than in 2017 (-5.3 pp) and 2016 (-12.6 pp). The reduced coverage is likely to be linked to the increasing share of inactive NEETs in the overall NEET population (65.2% in 2018 compared to 51.3% in 2016 and 45.7% in 2014).

Table 2 briefly presents key observations and overall achievements of the national YG scheme for the main target group (people aged 15-24) since the beginning of its implementation in 2014.

**Table 2 – YG cumulative achievements, age-group 15–24, Slovenia, 2014–2018**

Entrants <sup>(1)</sup>	Total	First-time entrants	Re-entrants
	87,262	63.4%	36.6%
Exits	Total	Positive (exit to offer)	Of which subsidised
	78,880	75.7%	28.3%

<sup>(36)</sup> Breakdowns of entrants by previous YG experience (first-time entrants and re-entrants) may not add up to 100% in countries where this information is not available for all reference years or for all data providers.

Source: DG EMPL, YG monitoring database, data extracted 20 November 2019.

## SLOVAKIA

The YG scheme in Slovakia started in February 2014. It is provided by the Public Employment Service (PES) and is available to young people aged under 29. It especially targets those affected by long-term unemployment and has special provisions for young disabled persons. As part of recent reforms, a dual system of vocational education and training was introduced in 2015, but despite various promotion efforts interest among potential participants remains limited.

The Slovakian YG scheme provides employment, education, apprenticeship and traineeship offers. Whilst all employment and traineeship offers have a minimum duration of at least 1 month, some education courses can last less than 28 days. There is no minimum duration of participation for recording positive exits in the monitoring data (e.g. in case of drop-out).

**Table 1 – Main characteristics of national YG scheme, Slovakia <sup>(1)</sup>**

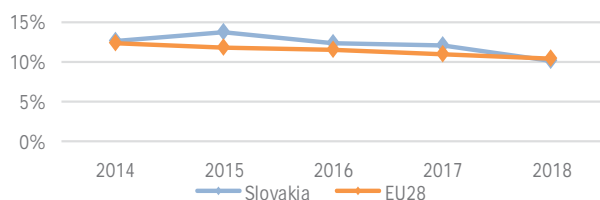
<b>Year implemented</b>	February 2014				
<b>Coverage</b>	Young people aged 15-29 registered with the PES as unemployed.				
<b>Providers</b>	Public Employment Service (PES)				
<b>Type of offers provided <sup>(2)</sup></b>	Employment	✓	Education	✓	<b>Time filter applied</b> None
	Traineeships	✓	Apprenticeships	✓	

<sup>(54)</sup> More information can be found in the in the national YG implementation plan and in the YG dedicated website of the Ministry of Labour, Social Affairs and Family with information and results on implementation.

<sup>(55)</sup> Refers to subsidised offers specifically targeted at young people or heavily used within the YG context.

Source: YG monitoring database, data extracted 20 November 2019.

**Figure 1 – NEET rate 15-24 (%), Slovakia, 2014-2018**



Source: Eurostat, Labour Force Survey, data extracted 21 June 2019.

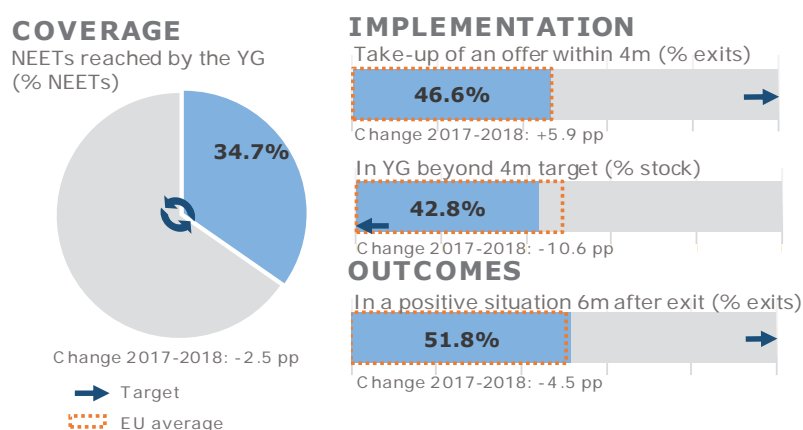
In 2018, the NEET rate for those aged 15-24 in Slovakia was 10.2%, similar to the EU level figure of 10.5% and noticeably reduced since 2015 when the NEET rate peaked at 13.7% (see Figure 1).

Key results from monitoring the implementation and outcomes of the YG scheme in Slovakia are presented in Figure 2 below.

- ❖ On average during 2018, more than two in five (42.8%) of those registered in the Slovakian YG scheme had been waiting for an offer for more than 4 months, below the EU average of 48.4%. The result represents a significant improvement compared to 2017 (53.4%) that is attributed to the provision of additional PES counsellors from mid-2017 and a new focus on individualised support/counselling.
- ❖ Approaching half (46.6%) of those leaving the scheme in 2018 took up an offer within 4 months of registration, also an improvement compared to 2017 (40.7%) and on a par with the EU average of 46.7%.

- ❖ The YG scheme in Slovakia covered just over a third (34.7%) of NEETs aged under 25, slightly down on 2017 (37.2%) and significantly fewer than in 2016 (49.5%). The YG scheme does not seem to address the increasingly important inactive part of the NEET population.
- ❖ Follow-up data show that just over half (51.8%) of those leaving the YG in 2018 were known to be in employment, education or training 6 months later, fewer than in 2017 (56.3%). Outcomes are sustained over time, as longer-term follow-up data for previous years show similar results, with a slight increase in positive situations 18 months after exit.

**Figure 2 – Key YG direct and follow-up indicators, age-group 15–24, Slovakia, 2017–2018**



Source: DG EMPL, YG monitoring database, data extracted 20 November 2019. NEETs data were extracted from Eurostat, Labour Force Survey on 21 June 2019.

Table 2 briefly presents key observations and overall achievements of the national YG scheme for the main target group (people aged 15-24) since the beginning of its implementation in 2014.

**Table 2 – YG cumulative achievements, age-group 15–24, Slovakia, 2014–2018**

Entrants <sup>(1)</sup>	Total	First-time entrants	Re-entrants
	458,557	57.0%	43.0%
Exits <sup>(2)</sup>	Total	Positive (exit to offer)	Of which subsidised
	473,647	71.9%	23.1%

<sup>(37)</sup> Breakdowns of entrants by previous YG experience (first-time entrants and re-entrants) may not add up to 100% in countries where this information is not available for all reference years or for all data providers.

<sup>(38)</sup> The YG scheme was introduced as a reinforcement of existing service provision and monitored as if it was an ongoing process. People already registered unemployed when the monitoring started in January 2014 (effectively a start-up stock) were not counted as entrants but will be recorded as exits at some point. Consequently there can be more exits than entrants over the period covered.

Source: DG EMPL, YG monitoring database, data extracted 20 November 2019.

## UNITED KINGDOM

The UK did not establish a Youth Guarantee (YG) scheme. Whilst the government supported the approach set out in the Council Recommendation, it felt that the provision existing in the UK at the time – in particular the Youth Contract (which ended in March 2016) and additional support for 16-17-year-old NEETs - fulfilled the basic requirements.

Under the Youth Obligation Support Programme, introduced in April 2017, young people aged 18-21 making a new claim for unemployment benefits receive tailored support. This starts with an assessment of skills and goals, the development of a CV and interview skills, and job search activities. This is then followed by work search reviews held on a regular basis for 6 months, from which the public employment service (PES) advisor may refer the young person to training, work related training (including traineeships and sector-based work academy), or short work experience. If young people remain unemployed after 6 months of such support, they are offered a sector-based work academy placement or encouraged to take part in a traineeship. The Youth Obligation programme also includes additional support for disadvantaged young people aged 14-17 who are not on benefit but at risk of becoming NEET and Jobcentre Plus Support for Schools. The latter involves PES advisors delivering support activities in schools, including advice and guidance on apprenticeships and traineeships, arranging visits to training facilities, support with work experience placements and employer visits to the school, and discussions about job opportunities with pupils.

Consequently, there are no specific YG monitoring data. The figures provided refer to flows of young people aged 18-24 on and off Jobseekers Allowance (unemployment benefits), a scheme that is currently being phased out and replaced with Universal Credit. Data therefore exclude support provided to NEETs aged 16-17, claimants of unemployment related elements of the new Universal Credit and older NEETS not claiming any benefits. Many of the actions delivered under the Youth Obligation Support Programme are job-search related and do not cause a break the unemployment spell. The positive exits recorded in the YG monitoring data therefore largely relate to young people taking up work or some form of full-time education/training.

### 1. Table 1 – Main characteristics of national YG scheme, UK <sup>(1)</sup>

<b>Year implemented <sup>(2)</sup></b>	January 2014				
<b>Coverage</b>	Young people aged 18-30 receiving unemployment benefits (Jobseekers Allowance)				
<b>Providers</b>	Public Employment Service (PES)				
<b>Type of offers provided <sup>(3)</sup></b>	Employment	✓	Education	✓	<b>Time filter applied</b> None
	Traineeships	✓	Apprenticeships	✓	

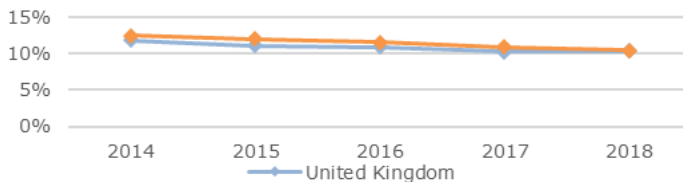
<sup>(56)</sup> More information can be found in the [Department for Work and Pensions website](#).

<sup>(57)</sup> There is no YG scheme implemented in the UK. This refers to the year the YG monitoring started.

<sup>(58)</sup> Refers to subsidised offers specifically targeted at young people or heavily used within the YG context.

<sup>(59)</sup> Source: YG monitoring database, data extracted 20 November 2019.

**Figure 12 - NEET rates 15-24 (%), UK, 2014-2018**

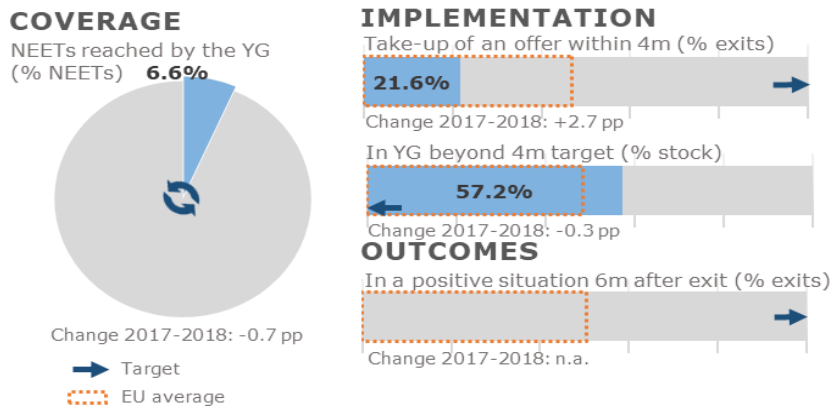


Source: Eurostat, Labour Force Survey, data extracted 21 June 2019.

In 2018, the NEET rate for those aged 15-24 in the UK was 10.4%, level with the EU rate of 10.5%, with the gap closing from 0.6 pp to 0.1 pp in the past year (Figure 12). There has been an improvement of 1.5 pp in the NEET rate since the launch of the YG in 2014, 0.5 pp lower than at EU level

Key results from monitoring the implementation and outcomes of the scheme in the UK are presented in Figure 2 below.

**2. Figure 2 – Key YG direct and follow-up indicators, age-group 15-24, UK, 2017-2018**



Source: DG EMPL, YG monitoring database, data extracted 20 November 2019. NEETs data were extracted from Eurostat, Labour Force Survey on 21 June 2019.

- ❖ On average during 2018, approaching six in ten (57.2%) of young people claiming an unemployment benefit in the UK at any point in time had been doing so for more than 3 months<sup>8</sup>. This result is virtually unchanged from 2017 (57.5%).
- ❖ Just over a fifth (21.6%) of those ending a benefit claim in 2018 are known to have taken up employment, education or training within 3 months, although in practice the destination of timely exits was unknown for nearly two thirds (62.5%) of leavers so that the indicator result is largely meaningless.

<sup>8</sup> In the data for UK the breakdown by duration >4 months corresponds to >3 months.



- ❖ The UK data indicate that, on average during 2018, one in fifteen NEETS aged under 25 (6.6%) was in receipt of unemployment benefit (Jobseekers Allowance, JSA). Some limited figures available for the new scheme (Universal Credit, UC) suggest that coverage would be over 20%, but this still means that the large majority of young NEETs in the UK do not get an unemployment related benefit, with the coincident access to employment services.
- ❖ Follow-up data to look at subsequent outcomes are not available.

Table 2 briefly presents key observations and overall achievements since 2014, when the YG monitoring started, for the main target group (people aged 15-24).

### 3. Table 2 – YG cumulative achievements, age-group 15–24, UK, 2014–2018

Entrants <sup>(1)</sup>	Total	First-time entrants	Re-entrants
	2,026,115	:	:
Exits <sup>(2)</sup>	Total	Positive (exit to offer)	Of which subsidised
	2,107,150	37.3%	0.6%

<sup>(39)</sup> Breakdowns of entrants by previous YG experience (first-time entrants and re-entrants) may not add up to 100% in countries where this information is not available for all reference years or for all data providers.

<sup>(40)</sup> The Jobseekers Allowance scheme was an existing service provision in 2014 (launch of YG) and was monitored as if it was an ongoing process. People already receiving benefits when the monitoring started in January 2014 (effectively a start-up stock) were not counted as entrants but will be recorded as exits at some point. Consequently, there can be more exits than entrants over the period covered.

Source: DG EMPL, YG monitoring database, data extracted 20 November 2019.

# Annex

## Notes about the data

**Comparability.** Data are compiled on the basis of a common methodology - the [Indicator Framework for Monitoring the Youth Guarantee](#), endorsed by the Employment Committee (EMCO) in May 2015, and the accompanying methodological manual – and are therefore considered broadly comparable between countries. Nevertheless, it is important to bear in mind that the data for direct and follow-up monitoring are derived from national administrative registers that are designed to support and monitor specific national systems, which vary in terms of the processes followed and definitions applied and may, therefore, result in some inherent differences between countries. These differences are, however, relatively minor and more important differences are those that derive from the way in which YG schemes have been implemented and the capacity of countries to provide complete data.

In relation to implementation, the size and composition of the population registered in the YG is different for countries that implemented the YG as a completely new approach and monitored inflows starting from zero, compared to countries that implemented the YG as a reinforcement of existing processes and monitored inflows accumulating with the existing stock. Countries in the former group will tend to have a smaller stock with lower average duration. Differences that result from this artefact of the data are guaranteed to reduce through time. Indeed, evidence of convergence was apparent already in the 2015 data and continued in following years.

The capacity of countries to monitor what happens to young people on leaving the YG impacts on the quality of data on both exits and follow-up but particularly for the latter. The problem derives from a lack of capacity to routinely link administrative registers or legal restrictions to do so. The investment needed to link PES registers and other administrative registers (e.g. social security) would have benefits not only for YG monitoring but also, for other EU level data collections (e.g. LTU and LMP) as well as providing a base for policy evaluation at national level.

**Coverage indicator.** The second supplementary indicator for direct monitoring measures the proportion of the NEET population (average across the year) that is registered in the YG preparatory phase (annual average stock). Whilst data for the numerator are derived from administrative data in each country, the only available comparable data on the size of the NEET population that can be used as a denominator derive from the EU Labour Force Survey. This uses a definition of NEETs that is common across countries<sup>9</sup> but which may vary from the definitions applied in the context of national YG schemes and in the administrative data used to monitor these. Results should thus be interpreted as an estimation, rather than a definitive measurement.

**EU level data.** Figures labelled “**EU-28**” used in aggregate level monitoring are based on aggregates of all NEETs in all Member States and therefore represent weighted averages, which can be significantly influenced by the situation in a small number of large countries. Figures labelled “**EU average**” are unweighted averages of all available country figures. In relation to the destination of exits and follow-up data, the EU averages are liable to be understated due to significant numbers of unknown destinations or subsequent situations in some countries.

---

<sup>9</sup> See [http://ec.europa.eu/eurostat/statistics-explained/index.php/Glossary:Young\\_people\\_neither\\_in\\_employment\\_nor\\_in\\_education\\_and\\_training\\_\(NEET\)](http://ec.europa.eu/eurostat/statistics-explained/index.php/Glossary:Young_people_neither_in_employment_nor_in_education_and_training_(NEET))

---