



Council of the
European Union

Brussels, 9 June 2021
(OR. en)

9658/21
ADD 1

COMPET 468
MI 460
DIGIT 69

COVER NOTE

From:	Secretary-General of the European Commission, signed by Ms Martine DEPREZ, Director
date of receipt:	8 June 2021
To:	Mr Jeppe TRANHOLM-MIKKELSEN, Secretary-General of the Council of the European Union

No. Cion doc.:	COM(2021) 295 final - ANNEX
Subject:	ANNEX to the Report from the Commission to the European Parliament and the Council on the outcome of the Internal Market Information System (IMI) pilot project in the area of e-commerce

Delegations will find attached document COM(2021) 295 final - ANNEX.

Encl.: COM(2021) 295 final - ANNEX



Brussels, 8.6.2021
COM(2021) 295 final

ANNEX

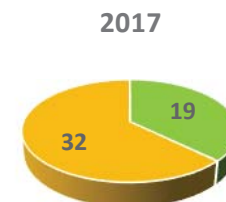
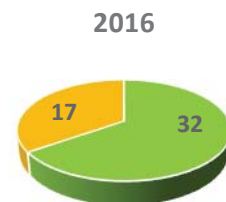
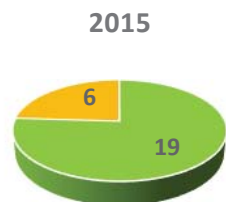
ANNEX

to the

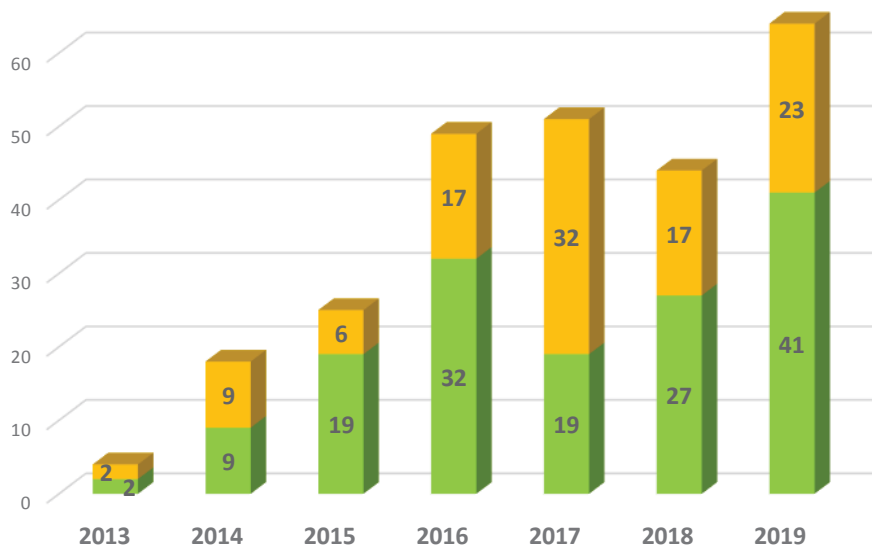
**Report from the Commission to the European Parliament and the Council
on the outcome of the Internal Market Information System (IMI) pilot project in the
area of e-commerce**

1. ANNEX: STATISTICS ON THE USE OF IMI IN THE AREA OF E-COMMERCE

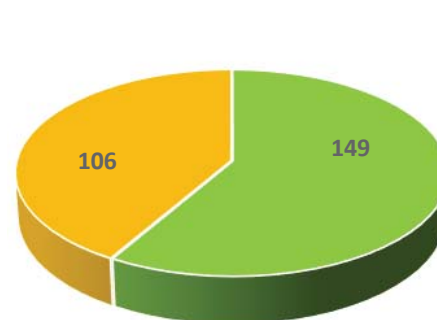
Notifications and requests sent in IMI in the area of e-commerce 2013-2019



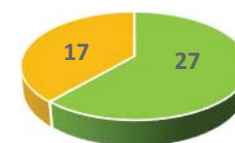
Exchanges 2013-2019



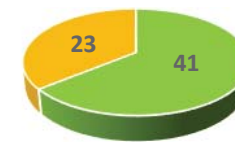
Total 2013-2019



2018



2019



Annual e-commerce exchanges in IMI and exchanges sent and/or received by Member States

Exchanges 2013-2019	2013	2014	2015	2016	2017	2018	2019	Total
Requests	2	9	19	32	19	27	41	149
Notifications	2	9	6	17	32	17	23	106
Total	4	18	25	49	51	44	64	255

Notifications 2013-2019	BE	CZ	DE	EE	IE	ES	FR	IT	CY	LV	LU	HU	MT	NL	AT	PT	RO	FI	SI	UK	NO	Total
Notifications sent	4				2	1		62												37		106
Notifications received	2	1	10	1	9	8	13		13	1	5	2	1	18	2	1	4	2	1	10	2	104

Notifications 2019	DE	IE	ES	FR	IT	CY	HU	NL	UK	Total
Notifications sent					4				19	23
Notifications received	4	1	1	2		11	1	3		17

Requests 2013-2019	BE	BG	CZ	DK	DE	EE	IE	ES	FR	IT	CY	LU	HU	MT	NL	PL	SK	SE	UK	Total
Requests sent	4				4		4	29											108	149
Requests received		1	1	1	25	1	5	6	14	1	49	1	3	1	26	1	1	2	10	149

Requests 2019	BG	DE	EE	IE	ES	FR	CY	LU	NL	SE	UK	Total
Requests sent		3			6						32	41
Requests received	1	4	1	1	1	1	24	1	3	2	2	41

Notification of measures										
	Year									
Notifying Member State	2013	2014	2015	2016	2017	2018	2019	Total		
Belgium			1	3				4	4%	
Ireland			2					2	2%	
Spain						1		1	1%	
Italy	2	9	3	14	22	8	4	62	58%	
United Kingdom					10	8	19	37	35%	
Total	2	9	6	17	32	17	23	106	100%	
	Year									
Member State of establishment of the service provider	2013	2014	2015	2016	2017	2018	2019	Total		
Belgium				1	1			2	2%	
Czechia						1		1	1%	
Germany				2	4		4	10	10%	
Estonia					1			1	1%	
Ireland	1	2			1	4	1	9	9%	
Spain		1		1	5		1	8	8%	
France		2		2	2	5	2	13	13%	
Cyprus			1		1		11	13	13%	
Latvia						1		1	1%	
Luxembourg		1	1	3				5	5%	
Hungary						1	1	2	2%	
Malta					1			1	1%	
Netherlands		1	2	3	5	4	3	18	17%	
Austria				1	1			2	2%	
Portugal					1			1	1%	
Romania				2	2			4	4%	
Slovenia					1			1	1%	
Finland					1	1		2	2%	
United Kingdom	1	2	2	1	4			10	10%	
Norway				1	1			2	2%	
Total	2	9	6	16	31	17	23	104	100%	
	Year									
Urgent Procedure	2013	2014	2015	2016	2017	2018	2019	Total		
No			4	6	12	11	19	52	49%	
Yes	2	9	2	11	20	6	4	54	51%	
Total	2	9	6	17	32	17	23	106	100%	
	Year									
Status	2013	2014	2015	2016	2017	2018	2019	Total		
Open								0	0%	
Closed	2	9	6	17	32	17	23	106	100%	
Total	2	9	6	17	32	17	23	106	100%	
	Year									
Duration of the measure	2013	2014	2015	2016	2017	2018	2019	Total		
Permanent	2	9	6	13	30	17	23	100	94%	
Temporary				4	2			6	6%	
Total	2	9	6	17	32	17	23	106	100%	

Request for measure										
	Year									
Requesting Member State	2013	2014	2015	2016	2017	2018	2019	Total		
Belgium	2			2				4	3%	
Germany						1	3	4	3%	
Ireland		1	3					4	3%	
Spain		7	9	3		4	6	29	19%	
United Kingdom		1	7	27	19	22	32	108	72%	
Total	2	9	19	32	19	27	41	149	100%	
	Year									
Member State of establishment of the service provider	2013	2014	2015	2016	2017	2018	2019	Total		
Bulgaria							1	1	1%	
Czechia						1		1	1%	
Denmark			1					1	1%	
Germany				8	7	6	4	25	17%	
Estonia							1	1	1%	
Ireland		1	1	1		1	1	5	3%	
Spain			2	1	1	1	1	6	4%	
France		2	2	1	5	3	1	14	9%	
Italy					1			1	1%	
Cyprus		1	3	8	1	12	24	49	33%	
Luxembourg							1	1	1%	
Hungary				2	1			3	2%	
Malta		1						1	1%	
Netherlands	2	1	5	9	3	3	3	26	17%	
Poland		1						1	1%	
Slovakia			1					1	1%	
Sweden							2	2	1%	
United Kingdom		2	4	2			2	10	7%	
Total	2	9	19	32	19	27	41	149	100%	
	Year									
Status	2013	2014	2015	2016	2017	2018	2019	Total		
Not yet accepted				1	5	2	2	10	7%	
Accepted (<i>not yet answered</i>)							3	3	2%	
Answered (<i>not yet closed</i>)									0%	
Closed		5	12	24	11	23	35	110	74%	
Refused	2	2	2	5	1	1	1	14	9%	
Withdrawn		2	5	2	2	1		12	8%	
Total	2	9	19	32	19	27	41	149	100%	