



Council of the
European Union

Brussels, 30 June 2021
(OR. en)

10309/21
ADD 4

MI 513
ENT 111
COMPET 520
IND 182
TRANS 439
ENV 469
DELECT 137

COVER NOTE

From: Secretary-General of the European Commission, signed by Ms Martine DEPREZ, Director

date of receipt: 25 June 2021

To: Mr Jeppe TRANHOLM-MIKKELSEN, Secretary-General of the Council of the European Union

No. Cion doc.: C(2021) 4455 final-Annex 2-Part 3/5

Subject: ANNEX to the Commission Delegated Regulation (EU) 2021/... supplementing Regulation (EU) 2019/2144 of the European Parliament and of the Council by laying down detailed rules concerning the specific test procedures and technical requirements for the type-approval of motor vehicles with regard to their intelligent speed assistance systems and for the type-approval of those systems as separate technical units and amending Annex II to that Regulation

Delegations will find attached document C(2021) 4455 final-Annex 2-Part 3/5.

Encl.: C(2021) 4455 final-Annex 2-Part 3/5



Brussels, 23.6.2021
C(2021) 4455 final

ANNEX 2 – PART 3/5

ANNEX

to the









Commission Delegated Regulation (EU) 2021/...




supplementing Regulation (EU) 2019/2144 of the European Parliament and of the Council by laying down detailed rules concerning the specific test procedures and technical requirements for the type-approval of motor vehicles with regard to their intelligent speed assistance systems and for the type-approval of those systems as separate technical units and amending Annex II to that Regulation






ANNEX II










Catalogue of road signs – Part 3








17. HUNGARY










SIGN	OTHER RELEVANT INFORMATION	EXPECTED SYSTEM FEEDBACK IN KM/H					
		M1	M2	M3	N1	N2	N3
Explicit numerical speed limit signs							
	30. ábra	5	5	5	5	5	5
	30. ábra	10	10	10	10	10	10
	30. ábra	20	20	20	20	20	20
	30. ábra	30	30	30	30	30	30
	30. ábra	40	40	40	40	40	40
	30. ábra	50	50	50	50	50	50
	30. ábra	60	60	60	60	60	60
	30. ábra	70	70	70	70	70	70









	30. ábra	80	80 ≤3,5t	70	80	70	70
			70 >3,5t				
	Note: the formal speed limit of 80 km/h shall be used on motorways as the perceived speed limit for M2>3,5t, M3, N2 and N3		80 >3,5t	80		80	80
	30. ábra	90	90 ≤ 3,5t	70	80	70	70
			70 >3,5t				
	Note: the formal speed limit of 80 km/h shall be used on motorways as the perceived speed limit for M2>3,5t, M3, N2 and N3		80 >3,5t	80		80	80
	30. ábra	100	100 ≤ 3,5t	70	100	70	70
			70 >3,5t				
	Note: the formal speed limit of 80 km/h shall be used on motorways as the perceived speed limit for M2>3,5t, M3, N2 and N3		80 >3,5t	80		80	80





	30. ábra	110	110 ≤3,5t	70	110	70	70
			70 >3,5t				
	Note: the formal speed limit of 80 km/h shall be used on motorways as the perceived speed limit for M2>3,5t, M3, N2 and N3		80 >3,5t	80		80	80
	30. ábra	120	120 ≤3,5t	80	120	80	80
			80 >3,5t				
	30. ábra	130	130 ≤3,5t	80	130	80	80
			80 >3,5t				
		V	V	V	V	V	V
Implicit numerical speed limit signs							
	56. ábra	N	N	N	N	N	N

	56. ábra	N	N	N	N	N	N
	56. ábra	N	N	N	N	N	N
	56. ábra	N	N	N	N	N	N
	56. ábra	N	N	N	N	N	N
	56. ábra	N	N	N	N	N	N
	56. ábra	N	N	N	N	N	N
	56. ábra	N	N	N	N	N	N
	56. ábra	N	N	N	N	N	N
	56. ábra	N	N	N	N	N	N

	56. ábra	N	N	N	N	N	N
	56. ábra	N	N	N	N	N	N
	56. ábra	N	N	N	N	N	N
Implicit non-numerical speed limit signs							
	59. ábra	N	N	N	N	N	N
	26. § (6) 84. ábra 97. ábra	N	N	N	N	N	N
	Note: the formal speed limit of 30 km/h may be used in urban areas as the perceived speed limit if the ISA system is capable of determining the region of operation.	30	30	30	30	30	30
Numerical Zones							
	53/a. ábra	20	20	20	20	20	20
	53/b. ábra	N	N	N	N	N	N





	53/a. ábra	30	30	30	30	30	30
	53/b. ábra	N	N	N	N	N	N
	53/a. ábra	40	40	40	40	40	40
	53/b. ábra	N	N	N	N	N	N
	53/a. ábra	50	50	50	50	50	50
	53/b. ábra	N	N	N	N	N	N
	14. § (8) Speed limit on all road of the built-up area	40	40	40	40	40	40
Traffic-reduced area							
	122. ábra	20	20	20	20	20	20
	123. ábra	N	N	N	N	N	N









	26/j. ábra Note: the formal speed limit of 10 km/h may be used as the perceived speed limit if the ISA system is capable of processing speeds below 20 km/h	20	20	20	20	20	20
	26/k. ábra	N	N	N	N	N	N
	26/h. ábra Note: the formal speed limit of 10 km/h may be used as the perceived speed limit if the ISA system is capable of processing speeds below 20 km/h	20	20	20	20	20	20
	26/i. ábra	N	N	N	N	N	N
Motorway							
	1. ábra	130	80	80	130	80	80
	2. ábra	N	N	N	N	N	N
Expressway							
	3. ábra	110	70	70	110	70	70
	4. ábra	N	N	N	N	N	N
City limits							



<div style="border: 1px solid red; padding: 2px; display: inline-block;">Budapest</div>	131/a. ábra	50	50	50	50	50	50
<div style="border: 1px solid red; padding: 2px; display: inline-block;">Budapest</div>	131/b. ábra						
<div style="border: 1px solid red; padding: 2px; display: inline-block;">  </div>	131/c. ábra						
<div style="border: 1px solid red; padding: 2px; display: inline-block;">  </div>							
<div style="border: 1px solid black; padding: 2px; display: inline-block;">Budapest</div>	132/a. ábra	90	70	70	90	70	70
<div style="border: 1px solid black; padding: 2px; display: inline-block;">Budapest</div>	132/b. ábra						
<div style="border: 1px solid black; padding: 2px; display: inline-block;">  </div>	132/c. ábra						
<div style="border: 1px solid black; padding: 2px; display: inline-block;">  </div>							

18. MALTA

SIGN	OTHER RELEVANT INFORMATION	EXPECTED SYSTEM FEEDBACK IN KM/H					
		M1	M2	M3	N1	N2	N3
Explicit numerical speed limit signs							
	Diagram No: 23.1a. Speed Limit	10	10	10	10	10	10
	Diagram No: 23.1b. Speed Limit	20	20	20	20	20	20
	Diagram No: 23.1c. Speed Limit	30	30	30	30	30	30
	Diagram No: 23.1d. Speed Limit	40	40	40	40	40	40
	Diagram No: 23.1e. Speed Limit	50	50	50	50	50	50
	Diagram No: 23.1f. Speed Limit	60	60	60	60	60	60
	Diagram No: 23.1g. Speed Limit	70	70	70	70	70	70

	Diagram No: 23.1h. Speed Limit	80	80	80	80	80	80
	Variable speed limit	10	10	10	10	10	10
	Variable speed limit	20	20	20	20	20	20
	Variable speed limit	30	30	30	30	30	30
	Variable speed limit	40	40	40	40	40	40
	Variable speed limit	50	50	50	50	50	50
	Variable speed limit	60	60	60	60	60	60
	Variable speed limit	70	70	70	70	70	70

	Variable speed limit	80	80	80	80	80	80
Implicit numerical speed limit signs							
	Diagram No: 23.2a. End of speed limit.	N	N	N	N	N	N
	Diagram No: 23.2b. End of speed limit.	N	N	N	N	N	N
	Diagram No: 23.2c. End of speed limit.	N	N	N	N	N	N
	Diagram No: 23.2d. End of speed limit.	N	N	N	N	N	N
	Diagram No: 23.2e. End of speed limit.	N	N	N	N	N	N
	Diagram No: 23.2f. End of speed limit.	N	N	N	N	N	N
	Diagram No: 23.2f. End of speed limit.	N	N	N	N	N	N

	Diagram No: 23.2h. End of speed limit.	N	N	N	N	N	N
Implicit non-numerical speed limit signs							
	Diagram No: 23.3. National speed limit applies.	N	N	N	N	N	N
Numerical Zones							
None							
Traffic-reduced area							
None							
Motorway							
None							
Expressway							
None							
City limits							
None							