



Council of the  
European Union

Brussels, 30 June 2021  
(OR. en)

10309/21  
ADD 5

MI 513  
ENT 111  
COMPET 520  
IND 182  
TRANS 439  
ENV 469  
DELECT 137

#### COVER NOTE

---

From: Secretary-General of the European Commission, signed by Ms Martine DEPREZ, Director

date of receipt: 25 June 2021

To: Mr Jeppe TRANHOLM-MIKKELSEN, Secretary-General of the Council of the European Union

---

No. Cion doc.: C(2021) 4455 final-Annex 2- Part 4/5

---

Subject: ANNEX to the Commission Delegated Regulation (EU) 2021/... supplementing Regulation (EU) 2019/2144 of the European Parliament and of the Council by laying down detailed rules concerning the specific test procedures and technical requirements for the type-approval of motor vehicles with regard to their intelligent speed assistance systems and for the type-approval of those systems as separate technical units and amending Annex II to that Regulation

---

Delegations will find attached document C(2021) 4455 final-Annex 2- Part 4/5.

---

Encl.: C(2021) 4455 final-Annex 2- Part 4/5



Brussels, 23.6.2021

C(2021) 4455 final

ANNEX 2 – PART 4/5

## ANNEX

to the

**Commission Delegated Regulation (EU) 2021/...**








**supplementing Regulation (EU) 2019/2144 of the European Parliament and of the Council by laying down detailed rules concerning the specific test procedures and technical requirements for the type-approval of motor vehicles with regard to their intelligent speed assistance systems and for the type-approval of those systems as separate technical units and amending Annex II to that Regulation**






## ANNEX II








### Catalogue of road signs – Part 4



#### 19. NETHERLANDS

SIGN	OTHER RELEVANT INFORMATION	EXPECTED SYSTEM FEEDBACK IN KM/H					
		M1	M2	M3	N1	N2	N3
<b>Explicit numerical speed limit signs</b>							
	A01-015(new)	15	15	15	15	15	15
	A01-015(old)	15	15	15	15	15	15
	A01-020(new)	20	20	20	20	20	20
	A01-020(old)	20	20	20	20	20	20
	A01-030(new)	30	30	30	30	30	30
	A01-030(old)	30	30	30	30	30	30
	A01-050(new)	50	50	50	50	50	50
	A01-050(old)	50	50	50	50	50	50

	A01-060(new)	60	60	60	60	60	60
	A01-060(old)	60	60	60	60	60	60
	A01-70(new)	70	70	70	70	70	70
	A01-70(old)	70	70	70	70	70	70
	A01-080(new)	80	80	80	80	80	80
	A01-080(old)	80	80	80	80	80	80
	A01-090(new)	90	90	90	90	80	80
	A01-090(old)	90	90	90	90	80	80
	A01-100(new)	100	S	S	100	80	80










	A01-100(old)	100	S	S	100	80	80
	A01-100 with time restriction	130	S	S	130	80	80
	Note: the formal speed limit of 100 km/h may be used for M1 and N1 as the perceived speed limit if the ISA system is capable of determining the time of day and/or the region of operation.	100			100		
	A01-100/120 with time restriction	120	S	S	120	80	80
	Note: the formal speed limit of 100 km/h may be used for M1 and N1 as the perceived speed limit if the ISA system is capable of determining the time of day and/or the region of operation.	100			100		
	A01-120(new)	120	S	S	120	80	80
	A01-120(old)	120	S	S	120	80	80






	A01-120 with time restriction	130	S	S	130	80	80
	Note: the formal speed limit of 120 km/h may be used for M1 and N1 as the perceived speed limit if the ISA system is capable of determining the time of day and/or the region of operation.	120			120		
	A01-130(new)	130	S	S	130	80	80
	A01-130(old)	130	S	S	130	80	80
	A01-130 with time restriction	130	S	S	130	80	80
	A03-03	30	30	30	30	30	30
	A03-050	50	50	50	50	50	50
	A03-070	70	70	70	70	70	70

	A03-080	80	80	80	80	80	80
	A03-090	90	90	90	90	80	80
<b>Implicit numerical speed limit signs</b>							
	A02-015	N	N	N	N	N	N
	A02-030	N	N	N	N	N	N
	A02-050	N	N	N	N	N	N
	A02-060	N	N	N	N	N	N
	A02-070	N	N	N	N	N	N
	A02-080	N	N	N	N	N	N
	A02-090	N	N	N	N	N	N










	A02-100	N	N	N	N	N	N
	A02-120	N	N	N	N	N	N
<b>Implicit non-numerical speed limit signs</b>							
	F08	N	N	N	N	N	N
	ES03	N	N	N	N	N	N
<b>Numerical Zones</b>							
	A01-030zb	30	30	30	30	30	30
	A02-030ze Implicit sign, only used in urban area.	N	N	N	N	N	N
	A02-060zb	60	60	60	60	60	60
	A02-060ze Implicit speed limit sign depends on area.	N	N	N	N	N	N
<b>Traffic-reduced area</b>							









	G05	15	15	15	15	15	15
	G06 Implicit speed limit sign only in urban area	N	N	N	N	N	N
<b>Motorway</b>							
	G01	130	S	S	130	80	80
	G02 Implicit speed depends on area (urban = 50; extra urban = 80)	N	N	N	N	N	N
<b>Expressway</b>							
	G03	100	S	S	100	80	80
	G04 Implicit speed depends on area (urban = 50; extra urban = 80; motorway = 130)	N	N	N	N	N	N
<b>City limits</b>							
  	H01a H01b H01c H01d Size depends on number of letters	50	50	50	50	50	50







							
   	<p>H02a</p> <p>H02b</p> <p>H02c</p> <p>H02d</p>	80	80	80	80	80	80

## 20. AUSTRIA








SIGN	OTHER RELEVANT INFORMATION	EXPECTED SYSTEM FEEDBACK IN KM/H					
		M1	M2	M3	N1	N2	N3
<b>Explicit numerical speed limit signs</b>							
	§52 10a	30	30	30	30	30	30
	§52 10a	40	40	40	40	40	40
	§52 10a	50	50	50	50	50	50
	§52 10a	60	60	60	60	60	60
	§52 10a	70	70	70	70	70	70
	§52 10a	80	80	80	80	70	70
	Note: the formal speed limit of 80 km/h shall be used on motorways as the perceived speed limit for N2 and N3					80	80
	§52 10a	100	80	80	100	70	70

	<p>Note: the formal speed limit of 100 km/h (letter S) shall be used on motorways as the perceived speed limit for M2 and M3</p> <p>Note: the formal speed limit of 80 km/h shall be used on motorways as the perceived speed limit for N2 and N3</p>		S	S	80	80	
	§52 10a	110	S	S	110	80	80
	§52 10a	120	S	S	120	80	80
	§52 10a	130	S	S	130	80	80
<b>Implicit numerical speed limit signs</b>							
	§52 10b	N	N	N	N	N	N
	§52 10b	N	N	N	N	N	N
	§52 10b	N	N	N	N	N	N
	§52 10b	N	N	N	N	N	N

	§52 10b	N	N	N	N	N	N
	§52 10b	N	N	N	N	N	N
	§52 10b	N	N	N	N	N	N
	§52 10b	N	N	N	N	N	N
	§52 10b	N	N	N	N	N	N
	§52 10b	N	N	N	N	N	N
<b>Implicit non-numerical speed limit signs</b>							
		N	N	N	N	N	N
<b>Numerical Zones</b>							
	§52 11a	30	30	30	30	30	30







	§52 11b	N	N	N	N	N	N
<b>Traffic-reduced area</b>							
	§52 9c	20	20	20	20	20	20
	§52 9d	N	N	N	N	N	N
	§ 53 Abs. 1 Z 9e	20	20	20	20	20	20
	§ 53 Abs. 1 Z 9f	N	N	N	N	N	N
	§ 53 Abs. 1 Z 9e	30	30	30	30	30	30
















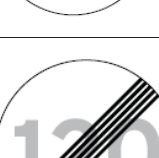


	§ 53 Abs. 1 Z 9f	N	N	N	N	N	N
	§ 53 Abs. 1 Z 26	30	30	30	30	30	30
	§ 53 Abs. 1 Z 29	N	N	N	N	N	N
<b>Motorway</b>							
	§53 8a	130	S	S	130	80	80
	§52 8b	N	N	N	N	N	N
<b>Expressway</b>							
	§53 8c	100	S	S	100	80	80
	§52 8d	N	N	N	N	N	N
<b>City limits</b>							









Grafenstein	§52 17a	50	50	50	50	50	50
<del>Grafenstein</del>	§52 17b	100	80	80	100	70	70
			70 Articu lated buses	70 Articu lated buses			



## 21. POLAND

SIGN	OTHER RELEVANT INFORMATION	EXPECTED SYSTEM FEEDBACK IN KM/H					
		M1	M2	M3	N1	N2	N3
<b>Explicit numerical speed limit signs</b>							
	default	30	30	30	30	30	30
	default	40	40	40	40	40	40
	Explicit limit 50 km/h start	50	50	50	50	50	50
	default	60	60	60	60	60	60
	default	70	70	70	70	70	70
	default	80	70	70	80	70	70
	Note: the formal speed limit of 80 km/h shall be used on motorways as the perceived speed limit for M2, M3, N2 and N3		80	80		80	80


	default	90	70	70	90	70	70
	Note: the formal speed limit of 90 km/h shall be used on motorways as the perceived speed limit for M2 and M3 Note: the formal speed limit of 80 km/h shall be used on motorways as the perceived speed limit for N2 and N3		90	90		80	80
	default	100	S	S	100	80	80
	default	110	S	S	110	80	80
	default	120	S	S	120	80	80
	default	130	S	S	130	80	80
<b>Implicit numerical speed limit signs</b>							
	default	N	N	N	N	N	N
	default	N	N	N	N	N	N
	Explicit limit 50 km/h end	N	N	N	N	N	N

	default	N	N	N	N	N	N
	default	N	N	N	N	N	N
	default	N	N	N	N	N	N
	default	N	N	N	N	N	N
	default	N	N	N	N	N	N
	default	N	N	N	N	N	N
	default	N	N	N	N	N	N
	default	N	N	N	N	N	N
<b>Implicit non-numerical speed limit signs</b>							
	End of all restrictions	N	N	N	N	N	N









Numerical Zones							
	Explicit zone 30 km/h start	30	30	30	30	30	30
	Explicit zone 30 km/h end	N	N	N	N	N	N
Traffic-reduced area							
	Residential zone start	20	20	20	20	20	20
	Residential zone end	N	N	N	N	N	N
Motorway							
	Motorway start	140	S	S	140	80	80
	Motorway end	N	N	N	N	N	N
Expressway							
	Expressway start	120	S	S	120	80	80
	Expressway end	N	N	N	N	N	N
City limits							








	City entry	50	50	50	50	50	50
	City exit	90	70	70	90	70	70








## 22. PORTUGAL



SIGN	OTHER RELEVANT INFORMATION	EXPECTED SYSTEM FEEDBACK IN KM/H					
		M1	M2	M3	N1	N2	N3
<b>Explicit numerical speed limit signs</b>							
	default	30	30	30	30	30	30
	default	40	40	40	40	40	40
	default	50	50	50	50	50	50
	default	60	60	60	60	60	60
	default	70	70	70	70	70	70
	default	80	80	80	80	80	80
	R-301-100	100	90	80	80	80	80










	R-301-120	120	S	90	90	S	S
<b>Implicit numerical speed limit signs</b>							
	C20b	N	N	N	N	N	N
	C20b	N	N	N	N	N	N
	C20b	N	N	N	N	N	N
	C20b	N	N	N	N	N	N
	C20b	N	N	N	N	N	N
	C20b	N	N	N	N	N	N
	C20b	N	N	N	N	N	N

	C20b	N	N	N	N	N	N
<b>Implicit non-numerical speed limit signs</b>							
	C20a	N	N	N	N	N	N
<b>Numerical Zones</b>							
	G4a Explicit zone 30 km/h start	30	30	30	30	30	30
	G10 Explicit zone 30 km/h end	N	N	N	N	N	N
	G4 Explicit zone 40 km/h start	40	40	40	40	40	40
	G8 Explicit zone 40 km/h end	N	N	N	N	N	N
<b>Traffic-reduced area</b>							
	Residential / co-existence zone start	20	20	20	20	20	20









	Residential / co-existence zone end	N	N	N	N	N	N
<b>Motorway</b>							
	H24	120	S	S	120	S	S
	H38	N	N	N	N	N	N
<b>Expressway</b>							
	H25	100	90	90	100	80	80
	H39	N	N	N	N	N	N
<b>City limits</b>							
 	N1a N1b	50	50	50	50	50	50








	N2a	90	80	80	90	80	80
	N2b						

## 23. ROMANIA

SIGN	OTHER RELEVANT INFORMATION	EXPECTED SYSTEM FEEDBACK IN KM/H					
		M1	M2	M3	N1	N2	N3
<b>Explicit numerical speed limit signs</b>							
	C29 Explicit limit 30 km/h start	30	30	30	30	30	30
	C29 Explicit limit 40 km/h start	40	40	40	40	40	40
	C29 Explicit limit 50 km/h start	50	50	50	50	50	50
	C29 Explicit limit 60 km/h start	60	60	60	60	60	60
	C29 Explicit limit 70 km/h start	70	70	70	70	70	70
	C29 Explicit limit 80 km/h start	80	80	80	80	80	80
	C29 Explicit limit 90 km/h start	90	90	90	90	S	S





	C29 Explicit limit 100 km/h start	100	S	S	100	S	S
	C29 Explicit limit 110 km/h start	110	S	S	110	S	S
	C29 Explicit limit 130 km/h start	130	S	S	130	S	S
	U16 Speed limit at 40 km/h in areas where work is carried out	40	40	40	40	40	40
	U16 Speed limit at 50 km/h in areas where work is carried out	50	50	50	50	50	50
	U16 Speed limit at 60 km/h in areas where work is carried out	60	60	60	60	60	60
	U16 Speed limit at 70 km/h in areas where work is carried out	70	70	70	70	70	70
	U16 Speed limit at 80 km/h in areas where work is carried out	80	80	80	80	80	80
	U16 Speed limit at 90 km/h in areas where work is carried out	90	90	90	90	S	S

	U16 Speed limit at 100 km/h in areas where work is carried out	100	S	S	100	S	S
	U16 Speed limit at 110 km/h in areas where work is carried out	110	S	S	110	S	S
	U16 Speed limit at 120 km/h in areas where work is carried out	120	S	S	120	S	S
<b>Implicit numerical speed limit signs</b>							
	C36 Explicit limit 30 km/h end	N	N	N	N	N	N
	C36 Explicit limit 40 km/h end	N	N	N	N	N	N
	C36 Explicit limit 50 km/h end	N	N	N	N	N	N
	C36 Explicit limit 60 km/h end	N	N	N	N	N	N
	C36 Explicit limit 70 km/h end	N	N	N	N	N	N

	C36 Explicit limit 80 km/h end	N	N	N	N	N	N
	C36 Explicit limit 90 km/h end	N	N	N	N	N	N
	C36 Explicit limit 100 km/h end	N	N	N	N	N	N
	C36 Explicit limit 110 km/h end	N	N	N	N	N	N
<b>Implicit non-numerical speed limit signs</b>							
	C35 End of all restrictions	N	N	N	N	N	N
	U17 End of all restrictions in areas where work is carried out	N	N	N	N	N	N
<b>Numerical Zones</b>							
	Zone 30 km/h start	30	30	30	30	30	30



	Zone 30 km/h end	N	N	N	N	N	N
	G40 Explicit 30 km/h speed limit	30	30	30	30	30	30
	G41 Speed limit end	N	N	N	N	N	N
<b>Traffic-reduced area</b>							
	Residential / co-existence zone start	20	20	20	20	20	20
	Residential / co-existence zone end	N	N	N	N	N	N
<b>Motorway</b>							
		130	S	S	130	S	S
		N	N	N	N	N	N

Expressway							
None							
City limits							
  Vălenii de Munte		50	50	50	50	50	50
<del>     Vălenii de Munte </del>		100	90	90	100	S (90)	S (90)
	Note: the formal speed limits of 80 and 90 km/h may be used as the perceived speed limit if the ISA system is capable of determining the region of operation and the type of road.	90	80	80	90	80	80