



Council of the  
European Union

Brussels, 30 June 2021  
(OR. en)

10309/21  
ADD 6

MI 513  
ENT 111  
COMPET 520  
IND 182  
TRANS 439  
ENV 469  
DELECT 137

#### COVER NOTE

---

From: Secretary-General of the European Commission, signed by Ms Martine DEPREZ, Director

date of receipt: 25 June 2021

To: Mr Jeppe TRANHOLM-MIKKELSEN, Secretary-General of the Council of the European Union

---

No. Cion doc.: C(2021) 4455 final-Annex 2-Part 5/5

---

Subject: ANNEX to the Commission Delegated Regulation (EU) 2021/... supplementing Regulation (EU) 2019/2144 of the European Parliament and of the Council by laying down detailed rules concerning the specific test procedures and technical requirements for the type-approval of motor vehicles with regard to their intelligent speed assistance systems and for the type-approval of those systems as separate technical units and amending Annex II to that Regulation

---

Delegations will find attached document C(2021) 4455 final-Annex 2-Part 5/5.

---

Encl.: C(2021) 4455 final-Annex 2-Part 5/5



Brussels, 23.6.2021

C(2021) 4455 final

ANNEX 2 – PART 5/5

## ANNEX

to the


**Commission Delegated Regulation (EU) 2021/...**










**supplementing Regulation (EU) 2019/2144 of the European Parliament and of the Council by laying down detailed rules concerning the specific test procedures and technical requirements for the type-approval of motor vehicles with regard to their intelligent speed assistance systems and for the type-approval of those systems as separate technical units and amending Annex II to that Regulation**









## ANNEX II









### Catalogue of road signs – Part 5


#### 24. SLOVENIA

SIGN	OTHER RELEVANT INFORMATION	EXPECTED SYSTEM FEEDBACK IN KM/H					
		M1	M2	M3	N1	N2	N3
<b>Explicit numerical speed limit signs</b>							
	2232-2	20	20	20	20	20	20
	2232-3	30	30	30	30	30	30
	2232-4	40	40	40	40	40	40
	2232-5	50	50	50	50	50	50
	2232-6	60	60	60	60	60	60
	2232-7	70	70	70	70	70	70
	2232-8	80	80	80	80	80	80
	2232-9	90	90	90	90	S	S

	2232-10	100	S	S	100	S	S
	2232-11	110	S	S	110	S	S
	2232	130	S	S	130	S	S
<b>Implicit numerical speed limit signs</b>							
	2233-2	N	N	N	N	N	N
	2233-3	N	N	N	N	N	N
	2233-4	N	N	N	N	N	N
	2233-5	N	N	N	N	N	N
	2233-6	N	N	N	N	N	N
	2233-7	N	N	N	N	N	N








	2233-8	N	N	N	N	N	N
	2233-9	N	N	N	N	N	N
	2233-10	N	N	N	N	N	N
	2233	N	N	N	N	N	N
<b>Implicit non-numerical speed limit signs</b>							
	2238	N	N	N	N	N	N
<b>Numerical Zones</b>							
	2421	30	30	30	30	30	30
	2422	N	N	N	N	N	N
<b>Traffic-reduced area</b>							
	2427	30	30	30	30	30	30










	2428	N	N	N	N	N	N
<b>Motorway</b>							
	2401	130	S	S	130	S	S
	2402	N	N	N	N	N	N
	2403	130	S	S	130	S	S
	2404	N	N	N	N	N	N
<b>Expressway</b>							
	2405	110	80	80	110	80	80
	2406	N	N	N	N	N	N
<b>City limits</b>							
	2434	50	50	50	50	50	50

	2435	90	80	80	90	80	80
-----------------------------------------------------------------------------------	------	----	----	----	----	----	----














## 25. SLOVAKIA









SIGN	OTHER RELEVANT INFORMATION	EXPECTED SYSTEM FEEDBACK IN KM/H					
		M1	M2	M3	N1	N2	N3
<b>Explicit numerical speed limit signs</b>							
	253-20	20	20	20	20	20	20
	253-30	30	30	30	30	30	30
	253-40	40	40	40	40	40	40
	253-50	50	50	50	50	50	50
	253-60	60	60	60	60	60	60
	253-70	70	70	70	70	70	70
	253-80	80	80	80	80	80	80






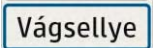








	253-90	90	90	90	90	S	S
	253-100	100	S	S	100	S	S
	253-110	110	S	S	110	S	S
	253-120	120	S	S	120	S	S
	253-130	130	S	S	130	S	S
	253-140	140	S	S	140	S	S
	Variable traffic equipment for explicit limit start	V	V	V	V	V	V
	Variable traffic equipment for explicit limit start	V	V	V	V	V	V
<b>Implicit numerical speed limit signs</b>							
	253-20	N	N	N	N	N	N

	253-30	N	N	N	N	N	N
	263-40	N	N	N	N	N	N
	253-50	N	N	N	N	N	N
	253-60	N	N	N	N	N	N
	263-70	N	N	N	N	N	N
	253-80	N	N	N	N	N	N
	263-90	N	N	N	N	N	N
	263-100	N	N	N	N	N	N
	263-110	N	N	N	N	N	N

	263-120	N	N	N	N	N	N
	263-130	N	N	N	N	N	N
	263-140	N	N	N	N	N	N
<b>Implicit non-numerical speed limit signs</b>							
	267 End of all restrictions	N	N	N	N	N	N
	Variable traffic equipment for end of all restrictions	N	N	N	N	N	N
<b>Numerical Zones</b>							
	268-20 Explicit zone 20 km/h start	20	20	20	20	20	20
	269-20 Explicit zone 20 km/h end	N	N	N	N	N	N
	268-30 Explicit zone 30 km/h start	30	30	30	30	30	30

	Explicit zone 30 km/h start	30	30	30	30	30	30
	269-30 Explicit zone 30 km/h end	N	N	N	N	N	N
	Explicit zone 30 km/h end	N	N	N	N	N	N
<b>Traffic-reduced area</b>							
	315 Residential zone start	20	20	20	20	20	20
	316 Residential zone end	N	N	N	N	N	N
	Residential zone start	20	20	20	20	20	20
	Residential zone end	N	N	N	N	N	N
	319 School zone start	20	20	20	20	20	20
	320 School zone end	N	N	N	N	N	N









	School zone start	20	20	20	20	20	20
	School zone end	N	N	N	N	N	N
	317 Pedestrian zone start	20	20	20	20	20	20
	318 Pedestrian zone end	N	N	N	N	N	N
	Pedestrian zone start	20	20	20	20	20	20
	Pedestrian zone end	N	N	N	N	N	N
<b>Motorway</b>							
	309 Motorway start	130	S	S	130	S	S
	Motorway start	130	S	S	130	S	S










	310 Motorway end	N	N	N	N	N	N
	Motorway end	N	N	N	N	N	N
<b>City limits</b>							
     	305 City entry	50	50	50	50	50	50
     	306 City end	90	90	90	90	S (90)	S (90)








## 26. FINLAND

SIGN	OTHER RELEVANT INFORMATION	EXPECTED SYSTEM FEEDBACK IN KM/H					
		M1	M2	M3	N1	N2	N3
<b>Explicit numerical speed limit signs</b>							
	C32_2 (speed limit)	20	20	20	20	20	20
	C32_3 (speed limit)	30	30	30	30	30	30
	C32_4 (speed limit)	40	40	40	40	40	40
	C32_5 (speed limit)	50	50	50	50	50	50
	C32 (speed limit)	60	60	60	60	60	60
	C32_6 (speed limit)	70	70	70	70	70	70
	C32_7 (speed limit)	80	80	80	80	80	80
	C32_8 (speed limit)	100	S	S	100	S	S







	C32_9 (speed limit)	120	S	S	120	S	S
	variable speed limit (C 32_x) Note: The digits may be yellow or white.	V	V	V	V	V	V
<b>Implicit numerical speed limit signs</b>							
	C33_2 (speed limit ends)	N	N	N	N	N	N
	C33_3 (speed limit ends)	N	N	N	N	N	N
	C33 (speed limit ends)	N	N	N	N	N	N
	C33_4 (speed limit ends)	N	N	N	N	N	N
	C33_5 (speed limit ends)	N	N	N	N	N	N
	C33_6 (speed limit ends)	N	N	N	N	N	N
<b>Implicit non-numerical speed limit signs</b>							
None							









Numerical Zones							
	C34_2 (speed limit zone)	30	30	30	30	30	30
	C35_2 (speed limit zone ends)	N	N	N	N	N	N
	C34 (speed limit zone)	40	40	40	40	40	40
	C35 (speed limit zone ends)	N	N	N	N	N	N
	C34_3 (speed limit zone)	50	50	50	50	50	50
	C35_3 (speed limit zone ends)	N	N	N	N	N	N
Traffic-reduced area							
	E24 (residential area start)	20	20	20	20	20	20
	E25 (residential area end)	N	N	N	N	N	N
	E26 (pedestrian street)	20	20	20	20	20	20

	E27 (pedestrian street ends)	N	N	N	N	N	N
<b>Motorway</b>							
	E15 (motorway) Note: This is not an implicit speed limit sign						
	E16 (motorway ends) Note: This is not an implicit speed limit sign						
<b>Expressway</b>							
	E17 (two-lane expressway) Note: This is not an implicit speed limit sign						
	E18 (two-lane expressway ends) Note: This is not an implicit speed limit sign						
<b>City limits</b>							
	E22 (urban area)	50	50	50	50	50	50
	E23 (urban area ends) Note: This is an implicit speed limit sign and the national speed limit for all other non-urban, expressway and motorway road classes	80	80	80	80	80	80

## 27. SWEDEN

SIGN	OTHER RELEVANT INFORMATION	EXPECTED SYSTEM FEEDBACK IN KM/H					
		M1	M2	M3	N1	N2	N3
<b>Explicit numerical speed limit signs</b>							
	C31-3	30	30	30	30	30	30
	C31-4	40	40	40	40	40	40
	C31-5	50	50	50	50	50	50
	C31-6	60	60	60	60	60	60
	C31 (C31-7)	70	70	70	70	70	70
	C31-8	80	80	80	80	80	80
	C31-9	90	90	90	90	80	80
	C31-10	100	S	S Class III, B	100	80	80








				90 Class I, II, A			
	C31-11	110	S	S Class III, B	110	80	80
				90 Class I, II, A			
	C31-12	120	S	S Class III, B	120	80	80
				90 Class I, II, A			
		V	V	V	V	V	V
<b>Implicit numerical speed limit signs</b>							
None							
<b>Implicit non-numerical speed limit signs</b>							
None							
<b>Numerical Zones</b>							
None							
<b>Traffic-reduced area</b>							




	<p>E9 Residential zone start</p> <p>Note: the formal speed limit 'walking speed' is not quantified</p>	5	5	5	5	5	5
	<p>E10 Residential zone ends</p> <p>Note: the applicable speed limit outside the traffic-reduced area is always signposted with an explicit numerical speed limit sign</p>						
<b>Motorway</b>							
	<p>Note: This is not an implicit speed limit sign</p>						
	<p>Note: This is not an implicit speed limit sign</p>						
<b>Expressway</b>							
	<p>Note: This is not an implicit speed limit sign</p>						
	<p>Note: This is not an implicit speed limit sign</p>						
<b>City limits</b>							
	<p>Note: This is not an implicit speed limit sign</p>						
	<p>Note: This is not an implicit speed limit sign</p>						




















## 28. NORWAY

SIGN	OTHER RELEVANT INFORMATION	EXPECTED SYSTEM FEEDBACK IN KM/H					
		M1	M2	M3	N1	N2	N3
<b>Explicit numerical speed limit signs</b>							
	§ 8 - 362	30	30	30	30	30	30
		40	40	40	40	40	40
		50	50	50	50	50	50
		60	60	60	60	60	60
		70	70	70	70	70	70
		80	80	80	80	80	80
		90	90 ≤ 3,5t	90 Class III, B	90	S	S








			80 > 3,5t	80 Class II			
				70 Class I, A			
		100	S ≤ 3,5t	S Class III, B	100	S	S
			80 > 3,5t	80 Class II			
				70 Class I, A			
		110	S ≤ 3,5t	S Class III, B	110	S	S
			80 > 3,5t	80 Class II			
				70 Class I, A			
	Variable speed limit signs	V	V	V	V	V	V
<b>Implicit numerical speed limit signs</b>							







	§ 8 - 364	N	N	N	N	N	N
		N	N	N	N	N	N
		N	N	N	N	N	N
		N	N	N	N	N	N
		N	N	N	N	N	N
<b>Implicit non-numerical speed limit signs</b>							
None							
<b>Numerical Zones</b>							
	§ 8 - 366	30	30	30	30	30	30
	§ 8 - 368	50	50	50	50	50	50
<b>Traffic-reduced area</b>							









	§ 12 – 540 Note: the formal speed limit ‘walking speed’ is not quantified	5	5	5	5	5	5
	§ 12 - 542	50	50	50	50	50	50
	§ 12 – 548 Note: the formal speed limit ‘walking speed’ is not quantified	5	5	5	5	5	5
	§ 12 - 550	50	50	50	50	50	50
<b>Motorway</b>							
	§ 12 – 502 Note: This is not an implicit speed limit sign						
	§ 12 – 504 Note: This is not an implicit speed limit sign						
<b>Expressway</b>							
	§ 12 – 503 Note: This is not an implicit speed limit sign						
	§ 12 – 505 Note: This is not an implicit speed limit sign						

City limits							
None							

## 29. SWITZERLAND








SIGN	OTHER RELEVANT INFORMATION	EXPECTED SYSTEM FEEDBACK IN KM/H					
		M1	M2	M3	N1	N2	N3
<b>Explicit numerical speed limit signs</b>							
	2.30 SSV	10	10	10	10	10	10
	2.30 SSV	20	20	20	20	20	20
	2.30 SSV	30	30	30	30	30	30
	2.30 SSV	40	40	40	40	40	40
	2.30 SSV	50	50	50	50	50	50
	2.30 SSV	60	60	60	60	60	60
	2.30 SSV	70	70	70	70	70	70









	2.30 SSV	80	80	80	80	80	80
	2.30 SSV	90	90	90	90	S	S
	2.30 SSV	100	S	S	100	S	S
	2.30 SSV	110	S	S	110	S	S
<b>Implicit numerical speed limit signs</b>							
	2.53 SSV	N	N	N	N	N	N
	2.53 SSV	N	N	N	N	N	N
	2.53 SSV	N	N	N	N	N	N
	2.53 SSV	N	N	N	N	N	N

	2.53 SSV	N	N	N	N	N	N
	2.53 SSV	N	N	N	N	N	N
	2.53 SSV	N	N	N	N	N	N
	2.53 SSV	N	N	N	N	N	N
	2.53 SSV	N	N	N	N	N	N
	2.53 SSV	N	N	N	N	N	N
	2.53 SSV	N	N	N	N	N	N
<b>Implicit non-numerical speed limit signs</b>							
	2.58 SSV	N	N	N	N	N	N
<b>Numerical Zones</b>							



	2.59.1 SSV	30	30	30	30	30	30
	2.59.2 SSV	N	N	N	N	N	N
	2.59.1 SSV	30	30	30	30	30	30
	2.59.2 SSV	N	N	N	N	N	N
<b>Traffic-reduced area</b>							
	2.59.5	20	20	20	20	20	20
	2.59.6	N	N	N	N	N	N
	2.59.5	20	20	20	20	20	20

	2.59.6	N	N	N	N	N	N
<b>Motorway</b>							
	4.01 SSV	120	S	S	120	80	80
	4.02 SSV	N	N	N	N	N	N
<b>Expressway</b>							
	4.03 SSV	100	S	S	100	80	80
	4.04 SSV	N	N	N	N	N	N
<b>City limits</b>							
	4.27 SSV on main roads Note: This is not an implicit speed limit sign						
	4.28 SSV on main roads Note: This is not an implicit speed limit sign						

	4.29 SSV on secondary roads Note: This is not an implicit speed limit sign						
	4.30 SSV on secondary roads Note: This is not an implicit speed limit sign						
	2.30.1 SSV Speed limit in localities (built-up areas)	50	50	50	50	50	50
	2.53.1 SSV	80	80	80	80	80	80
	2.30.1 SSV Speed limit in localities (built-up areas)	50	50	50	50	50	50
	2.53.1 SSV	80	80	80	80	80	80
	2.30.1 SSV Speed limit in localities (built-up areas)	50	50	50	50	50	50
	2.53.1 SSV	80	80	80	80	80	80