



IDA19: IMPLEMENTATION STATUS AND PROPOSED REALLOCATIONS

Development Finance, Corporate IDA & IBRD (DFCII)

October 9, 2021

ACRONYMS AND ABBREVIATIONS

Fiscal Year (FY) = July 1 to June 30

All dollar amounts are US dollars

AFE	Eastern and Southern Africa	G&I	Governance and Institutions
AFW	Central and Western Africa	GBV	Gender-Based Violence
ASA	Advisory Services and Analytics	GDP	Gross Domestic Product
ASP	Adaptive Social Protection	GP	Global Practice
AU	Africa Union	GW	Gigawatt
AVATT	Africa Vaccine Acquisition Task Team	GWh	Gigawatt-hour
CCAP	2021-2025 Climate Change Action Plan	HCI	Human Capital Index
CEN	Country Engagement Notes	IBRD	International Bank for Reconstruction and Development
CERC	Contingency Emergency Response Components	IDA19	19th Replenishment of the International Development Association
CF	Common Framework	IEG	Independent Evaluation Group
COVAX	COVID-19 Vaccines Global Access	IFC	International Finance Corporation
COVID-19	Corona Virus Disease 2019	IMF	International Monetary Fund
CPF	Country Partnership Framework	IPF	Investment Project Financing
CRW	Crisis Response Window	JET	Jobs and Economic Transformation
DPF	Development Policy Financing	LCR	Latin America and the Caribbean
DPO	Development Policy Operation	LTS	Long-term Strategies
DSSI	Debt Service Suspension Initiative	M&E	Monitoring and Evaluation
EAP	East Asia and Pacific	MIGA	Multilateral Investment Guarantee Agency
ECA	Europe and Central Asia	MNA	Middle East and North Africa
ECOWAS	Economic Community of West African States	MPA	Multiphase Programmatic Approach
ESF	Environmental and Social Framework	MSME	Micro, Small and Medium-size Enterprises
FCS	Fragile and Conflict-Affected Situations	NBSAPs	National Biodiversity Strategies and Action Plans
FCV	Fragility, Conflict, and Violence		
FTCF	Fast Track COVID-19 Facility		

NDC	Nationally Determined Contribution	SDFP	Sustainable Development Finance Policy
PBA	Performance-Based Allocation	SDG	Sustainable Development Goals
PCO	Program of Creditor Outreach	SEA	Sexual Exploitation and Abuse
PIM	Public Investment Management	SH	Sexual Harassment
PPA	Performance and Policy Actions	SOEs	State-Owned Enterprises
PRA	Prevention and Resilience Allocation	SPJ	Social Protection and Jobs
PSW	Private Sector Window	SUW	Scale-Up Window
RMS	Result Measurement System	TAA	Turn-Around Allocation
RRA	Risk and Resilience Assessments	WBG	World Bank Group
SAR	South Asia Region	WHO	World Health Organization
SCD	Systematic Country Diagnostics	WHR	Window for Host Communities and Refugees

TABLE OF CONTENTS

EXECUTIVE SUMMARY	i
I. INTRODUCTION.....	1
II. STATUS OF IDA19 IMPLEMENTATION.....	3
A. IDA19 Results.....	3
B. IDA19 Policy Framework.....	6
i. Special Theme 1: Jobs and Economic Transformation.....	7
ii. Special Theme 2: Gender and Development	9
iii. Special Theme 3: Climate Change.....	10
iv. Special Theme 4: Fragility, Conflict, and Violence	12
v. Special Theme 5: Governance and Institutions	13
vi. Cross-Cutting Issues	14
C. IDA19 Knowledge and Partnerships	17
III. IDA19 Financing Delivery.....	19
A. Delivery in FY21	19
B. FY22 Pipeline	21
C. IDA19 Country Allocations.....	22
D. IDA19 Window Implementation	23
IV. PROPOSED REALLOCATIONS.....	26
V. RECOMMENDATIONS.....	29

LIST OF ANNEXES

Annex 1. IDA19 Policy Commitments and Revised Targets	30
Annex 2. IDA19 Results Measurement System	47

TABLE OF BOXES AND FIGURES

Boxes

Box 2. 1. IDA Helped Clients Deliver in the Face of the Pandemic	5
--	---

Figures

Figure 3. 1. IDA Commitments in the First Year, IDA17-19.....	19
Figure 3. 2. IDA Commitments in the First Year to FCS and Small States	20
Figure 3. 3. IDA Commitments in the First Year by Major Sectors.....	21
Figure 3. 4. IDA19 Commitments and Pipeline	22
Figure 4. 1. IDA19 Windows: Commitments, Pipeline and Envelope	26

EXECUTIVE SUMMARY

- i. **Adopting the overall theme of “*Ten Years to 2030: Growth, People, Resilience,*” the 19th Replenishment of the International Development Association (IDA19) set out to accelerate progress toward the World Bank Group (WBG) twin goals and help IDA countries achieve the Sustainable Development Goals (SDGs).** At the time of the replenishment negotiations, IDA countries’ progress against key development indicators over the previous decade was evident, yet reflected significant gaps, especially in the face of increasing risks and challenges.
- ii. **With \$23.5 billion in donor contributions, the \$82 billion IDA19 replenishment was designed to support IDA countries close these gaps.** Building on the work of previous cycles, five Special Themes continued from IDA18: (a) Jobs and Economic Transformation (JET); (b) Gender and Development; (c) Climate Change; (d) Fragility, Conflict, and Violence (FCV); and (e) Governance and Institutions (G&I). Recognizing increasing risks and challenges, and to spur action across the portfolio, IDA19 also introduced four Cross-Cutting Issues: Debt, Human Capital, Disability, and Technology.
- iii. **The final IDA19 Replenishment Meeting was held at a time when the first signs were barely discernable of an impending global pandemic with wide-ranging and disastrous consequences.** As the outbreak of the Corona Virus Disease in 2019 (COVID-19) spread further and grew in severity, IDA adapted to operate in a context of stark new challenges aggravated by additional crises – including climate change, conflict, natural disasters, and food insecurity – each threatening hard-won gains. In April 2021, Deputies and Borrower Representatives endorsed several adjustments for the remainder of IDA19 to meet the increased financing needs of client countries. IDA’s replenishment period was shortened from three to two years; the IDA19 financing envelope was adjusted from \$82 billion to \$71 billion to frontload \$12.5 billion from FY23 to FY22 on standard IDA terms; and policy commitment targets were reassessed to reflect the shortened term.
- iv. **The adjustments endorsed in April 2021 enabled a significantly accelerated response to the crisis.** The immediate response cut across the four pillars of the World Bank Group’s COVID-19 strategy. For instance, under the first pillar alone — *Saving Lives* — IDA committed \$3.8 billion in FY21 for operations to help clients strengthen epidemiological surveillance systems, finance testing equipment and facilities, and build health systems resilience, while at the same time financing basic health services, with nearly 100 million beneficiaries in a single year. IDA’s ability to adapt to a rapidly changing landscape continues to be essential in providing effective emergency support.
- v. **IDA was able to manage the portfolio well even as it expanded fast while facing severe limitations on staff and restrictions on travel.** During a challenging period when clients needed support on issues ranging from vaccine delivery to remote learning, from structural reform to safety nets, and from locust swarms to threats of famine, IDA made a difference in the lives of millions of the world’s most vulnerable people. The portfolio continued to meet targets on corporate priorities, including on climate finance, closing gender gaps, and the JET agenda. IDA19 made good progress across all five Special Themes and four Cross-Cutting Issues during the first year of implementation. By the end of FY21, policy commitments were on track to meet — or

exceed — the adjusted targets, with a small subset at risk of not fully achieving their three-year targets in the new two-year term. This record reflects the continuing ambition to achieve IDA19's original objectives through the remainder of IDA19 implementation and in IDA20, while addressing the new and urgent challenges presented by the pandemic and lockdowns.

vi. **IDA's swift response, firmly anchored in the support provided over successive IDA cycles, has contributed to global efforts to mitigate the severity of the impacts.** During the first 14 months of IDA19 (from July 2020 to the end of August 2021), IDA financing from country allocations and all windows reached \$37.8 billion, representing a sharp increase from IDA18, which had committed \$25.9 billion at the same point in the IDA cycle. Fragile and conflict-affected situations (FCS) accounted for 39 percent of IDA commitments, up to \$14.5 billion in the first 14 months of IDA19, compared to \$5.8 billion during the corresponding period for IDA18.ⁱ

vii. **With the truncated IDA19 cycle, and a highly volatile and rapidly evolving situation, the remaining implementation period takes on added importance.** In line with previous practice, Management has assessed the current demands and use of IDA financing to enable quality planning and effective use of IDA resources in the final year of the cycle. A key priority in the remaining period is to optimize the allocation of resources across IDA19 windows. Management remains fully committed to meeting the ambitions set out in the IDA19 policy package and proposes no further adjustments to the policy commitments. Instead, at a time with significant unmet demand, Management proposes some adjustments to the current IDA allocations, which will help optimize the deployment of IDA resources.

viii. **To ensure effective IDA19 implementation in FY22, Management recommends, and submits for endorsement, a set of proposals.** Participants are asked to endorse: (a) that the share of the Regional Window resources to two Africa regions is increased from 75 percent to up to 80 percent; (b) flexible management of unutilized Crisis Response Window (CRW) resources by February 28, 2022, by redirecting them toward the Performance-Based Allocation (PBA) to support IDA countries' efforts in recovering from COVID-19 crisis and building back better; (c) in addition to (b) above, flexibility for reallocating unused resources from other windows up to \$150 million per window to PBA as needed in the remaining FY22; and (d) that FY22 set-asides for countries that have not satisfactorily implemented their Sustainable Development Finance Policy's (SDFP) Performance and Policy Actions (PPAs) are reallocated through inter-regional reallocations under the PBA instead of being redistributed to all active IDA countries.

ⁱ This report covers the 12 months constituting FY21, when not otherwise made explicit — such as in this paragraph, which covers 14 months of implementation so as to present the latest data available.

I. INTRODUCTION

1. **The 19th replenishment of the International Development Association (IDA19) set out to accelerate progress toward the World Bank Group (WBG) twin goals and the achievement of the Sustainable Development Goals (SDGs) by IDA Countries.** Participants acknowledged the extent of the challenge, and recognized IDA’s central role in achieving the Goals on time. Adopting the overarching theme — “*Ten Years to 2030: Growth, People, Resilience*” — was IDA’s response to the global community’s ambition for a world free of poverty where prosperity is shared by all.

2. **At the time of the replenishment negotiations, IDA countries’ progress against important development indicators over the previous decade was evident, but stood in contrast to significant remaining gaps, as well as to rising risks and challenges.** The steady fall in global poverty rates over previous decades had started to slow by 2015, with poverty increasingly concentrated in Sub-Saharan Africa, where about six out of 10 global poor live today. In IDA fragile and conflict-affected situations (FCS), the absolute number of poor increased to 279 million people in 2019, from 251 million people in 2015. Increases in violent conflict, severe forced displacement crises, and natural disasters were compounding the problem.¹ IDA countries continued to struggle to create the jobs required to meet the demand from — and needs of — young women and men, including those with disabilities, and had seen limited or no progress on maternal mortality and rates of gender-based violence (GBV). Hunger, after years of decline, was on the rise, and climate change posed an increasingly stark threat to agriculture and fisheries as well as to infrastructure, health, and people’s livelihoods. To compound these challenges, the risk of debt distress increased in many IDA countries, making them more vulnerable to shocks, and less able to borrow sustainably to meet development needs – including for human capital.

3. **With \$23.5 billion in donor contributions, the \$82 billion IDA19 replenishment was designed to support IDA countries to address these gaps, and to accelerate progress against the SDGs and the WBG twin goals.** To support deepened work in areas identified as key constraints to economic and social development, IDA19 was underpinned by a comprehensive and ambitious policy package. Building on the work of previous cycles, five Special Themes continued in IDA19: Jobs and Economic Transformation (JET); Gender and Development; Climate Change; Fragility, Conflict, and Violence (FCV); and Governance and Institutions (G&I). Recognizing the increasing risks, and to spur action across the portfolio, IDA19 also introduced four Cross-Cutting Issues: Debt, Human Capital, Disability Inclusion, and Technology.

Responding to a new and rapidly unfolding crisis

4. **The final IDA19 Replenishment Meeting was held at a time when the first signs were barely discernable of an impending global pandemic that would have wide-ranging and disastrous consequences.** Shortly after the meeting, the effects of Corona Virus Disease 2019 (COVID-19) and ensuing lockdowns underscored the urgent need to enhance countries’ ability to

¹ United Nations and World Bank. 2018. “Pathways for Peace: Inclusive Approaches to Preventing Violent Conflict.” Washington DC, xvii and 12, based on 2016 data; UN High Commissioner for Refugees (UNHCR). “Global Trends: Forced Displacement in 2018.” Geneva, Switzerland: UNHCR, June 20, 2019 <https://www.unhcr.org/en-us/statistics/unherstats/5d08d7ee7/unhcr-global-trends-2018.html>.

stage effective responses, while highlighting the broader importance of IDA's support over consecutive cycles to strengthen health systems. COVID-19 also amplified other important vulnerabilities related to debt, human capital, disability, and technology, as well as gaps related to jobs, gender, climate change, fragility, and governance. With the pandemic outbreak, IDA moved to double down on the work to close pre COVID-19 structural gaps and support countries to address concurrent crises related to climate change, natural disasters, conflict, and food insecurity, while urgently taking on the new challenges presented by the pandemic.

5. In April 2021, Deputies and Borrower Representatives endorsed several adjustments for the remainder of IDA19 to enable IDA to meet the increased financing needs of IDA countries. The adjustments included shortening of the replenishment period from three to two years; adjusting the IDA19 financing envelope from \$82 billion to \$71 billion to frontload \$12.5 billion from FY23 to FY22 on standard IDA terms, and channel more funds to the countries hit hardest by the crisis; adjusting the FCV Envelope; and resizing several IDA windows. It also involved revising the Sustainable Development Finance Policy (SDFP) set-aside mechanism and adjusting some targets for the IDA19 policy commitments and Result Measurement System (RMS) indicators considering the shortened IDA19 implementation period and the implications of COVID-19 on IDA operations (see *Adjustments to IDA19, June 2021*).

6. The adjustments endorsed in April 2021 enabled a significantly accelerated response to the crisis. While the pandemic has compounded the major challenges that low-income and FCS countries were already facing, IDA's swift response, firmly anchored in the support provided over successive IDA cycles, has contributed to global efforts to mitigate the severity of the impacts. IDA's focus has been on saving lives, protecting poor and vulnerable people, ensuring sustainable business growth and job creation, and strengthening policies, institutions and investments for rebuilding better. IDA's ability to adapt to a rapidly changing landscape continues to be essential for effective emergency support. During a challenging period where clients have needed support on issues ranging from vaccine delivery to remote learning, from structural reform to safety nets, and from locust swarms to threats of famine, IDA made a difference in the lives of millions of the world's most vulnerable people.

7. During the first 14 months of IDA19 (that is, from July 2020 to the end of August 2021), overall IDA financing from country allocations and all windows reached \$37.8 billion, representing a sharp increase from IDA18, which had committed \$25.9 billion at the same point in the IDA cycle.² FCS countries accounted for 39 percent of IDA commitments, up to \$14.5 billion in the first 14 months of IDA19, compared to \$5.8 billion during the equivalent span in IDA18. IDA19's commitments to small states reached \$809 million and almost doubled compared to the same period in IDA18 (\$435 million). A significant part of these commitments was in direct response to the COVID-19 emergency: Starting in the last months of IDA18, between April 2020 and June 2021, IDA committed \$25.2 billion to support COVID-19 responses (prevention, detection, treatment, and economic and social support), representing 47 percent of total IDA commitments over that same period. This included financing 43 national COVID-19 vaccination programs in IDA countries. This IDA support contributes to the WBG's overall

² This report covers the 12 months constituting FY21, when not otherwise made explicit — such as in this paragraph, which covers a longer implementation period to present the latest data available or to comprehensively describe the full COVID-19 response.

commitment to provide \$160 billion for the health, economic and social shocks countries are facing. Contingency Emergency Response Components (CERCs) were a key mechanism for providing this rapid support, with 51 CERC activations in FY20–21.

8. **This paper provides an update on the implementation of IDA19 and proposes resource allocation adjustments aimed at optimizing IDA19's response to an evolving situation caused by the pandemic outbreak.** With the two-year span and a highly volatile and evolving situation, the remaining implementation period of IDA19 takes on added importance. Management remains fully committed to meet the ambitions set out in the IDA19 policy package, and do not propose any further adjustments to the policy commitments. Instead, at a time with significant unmet demand, some adjustments to the current IDA allocations are proposed to optimize the deployment of IDA resources. Management will continue to monitor implementation closely in FY22 and ensure IDA's continued flexibility and agility during a fiscal year with heightened uncertainties surrounding COVID-19.

II. STATUS OF IDA19 IMPLEMENTATION

9. **IDA remains one of the global leaders in defining, measuring, delivering, and communicating the results of its development program.** Measuring and tracking impact in IDA countries of interventions supported by IDA have been a critical part of the World Bank's focus on results. The following section provides important highlights from the FY21 RMS on IDA sector interventions, and progress on advancing IDA19 Special Themes. For a complete list of results please refer to Annex 1 and 2 — IDA19 Policy Commitments and IDA19 Results Measurement System.

A. IDA19 Results

10. **In FY21, IDA operated in a context of stark challenges with the global pandemic aggravated by additional crises (for example, climate change, conflict, natural disasters, and food insecurity), each threatening hard-won gains.** Due to lags in data collection, the devastating impact of the pandemic and the resulting social and economic fallout have yet to be fully reflected in key indicators of development. Steep reductions in real gross domestic product (GDP) per capita portend significant deteriorations in other areas. Yet it is clear that while all countries have been affected, the poor and vulnerable are bearing the brunt with decades of development gains facing uncertainty.

11. **IDA mounted a quick and robust response to these challenges, helping country partners cushion the effect of the crises, while also delivering key services with an eye toward longer-term outcomes.** IDA commitments in FY21 reached \$36.7 billion,³ equal to 51 percent of revised IDA19 resources, of which 53 percent were dedicated to COVID-19 response. The

³ Includes the commitments made through the Private Sector Window (PSW).

immediate response cut across the four pillars of the WBG's COVID-19 strategy, several exemplified in Box 2.1.⁴

- a. Under *saving lives*, IDA committed \$3.8 billion in FY21 for operations to help clients strengthen epidemiological surveillance systems, finance testing equipment and facilities, and build health systems resilience. And at the same time, it continued financing basic health services, with nearly 100 million beneficiaries in a single year.
- b. Under *protecting poor and vulnerable people*, IDA committed \$7.2 billion in FY21 for operations that delivered income and food supplies to the vulnerable, and employment for poorer households and informal businesses. IDA support financed safety nets for 125 million people, more than twice as much over the three years of the previous IDA cycle combined. And it has begun supporting adaptive social protection systems to facilitate deepening or expanding assistance when the next crisis strikes.
- c. Under *ensuring sustainable business growth and job creation*, IDA played an enabling role alongside support from the International Finance Corporation (IFC) and the Multilateral Investment Guarantee Agency (MIGA). During the year, IDA committed \$3.3 billion for operations that reached over 6 million beneficiaries with financial services, a major expansion over the previous cycle, and over 10 million people with improved urban living conditions. IDA19 Private Sector Window (PSW) commitments amounted to \$658 million by August 31, 2021, four times more than the total commitments during a similar period in IDA18, helping mitigate some of the effects of lockdowns by spurring job creation and creating livelihood opportunities.
- d. Under *strengthening policies, institutions, and investments for rebuilding better*, IDA has responded to increasing demand from countries to strengthen governance, debt sustainability, JET, and to address climate change. In FY21, IDA committed \$5.3 billion under Pillar 4 specifically targeted to support COVID-19 responses, including through Development Policy Financing (DPF) and including by modifying existing programmatic operations. In several cases, DPFs have focused on both short-term relief as well as resilient recovery.

⁴ See "Saving Lives, Scaling-up Impact and Getting Back on Track," June 2020 for a detailed description of the WBG approach, including the four pillars of (i) saving lives; (ii) protecting poor and vulnerable people; (iii) ensuring sustainable business growth and job creation; and (iv) strengthening policies, institutions and investments for rebuilding better.

Box 2. 1. IDA Helped Clients Deliver in the Face of the Pandemic

In **Ethiopia**, IDA mobilized efforts and resources to strengthen preparedness and response to the pandemic. The COVID-19 Emergency Response Project conducted house-to-house screenings of over 11 million households and scaled up diagnostic testing to over 20,000 tests per day by August 2020. National capacity of confirmatory testing increased substantially, with approximately 69 labs with COVID-19 testing capacity across all regions. Toll-free call centers are running 24/7 at the national and subnational levels, with an average of 8,000 to 10,000 calls being responded to daily. The project is now financing vaccine acquisition and deployment and strengthening the vaccination system.

In the **Gambia**, IDA supported establishment of the ‘Nafa Quick’ four-month quasi-universal and unconditional cash transfer program. This critical relief helped families meet their basic needs during the lean season, which was coupled with economic hardship caused by the pandemic. From July to October 2020 the program provided support to 78,000 households in 30 of the poorest districts in the country. The payments were made using a near-universal process to speed delivery and avoid the risk of societal conflict at a time when everyone was suffering lost income and lower remittances.

In **Tonga**, IDA supported an economic and social stimulus to help respond to two shocks to its economy—COVID-19 and Category 4 Tropical Cyclone Harold. The support package included social welfare payments to 4,400 elderly Tongans and over 1,000 people with disabilities, and financial support for secondary school students to stay in school (over 5,800 female and 6,300 male). The operation helped businesses retain their workers through wage subsidies for 5,300 workers from over 670 businesses hit hard by the dual crises. The government also provided financial support to over 2,100 businesses (600 formal and 1,500 informal), including urgent assistance to the tourism industry.

12. **Decades of institution strengthening—policies, systems, and capabilities—in partner countries including with IDA support smoothed the way for governments to maintain, improve, and expand essential services.** While some country systems were directly affected — including health systems that redirected resources to immediate emergency responses — IDA countries largely continued to deliver basic services, and even expanded them with IDA support. For example, indicators on expanding access to water, sanitation, electricity, and broadband internet remain on target to reach their expected values for the cycle. Generation capacity of renewable energy also reached 3.4 Gigawatt (GW), well on its way to the target value.

13. **Results in some sectors with longer time horizons, comparatively less urgency, and interrupted supply chains undershot their expected values.** The urgency of saving lives, protecting the poor, and supporting businesses led client countries to shift focus away from some longer-term investments. For example, the number of people with enhanced access to transportation, which largely relies on support for roads and public transit, is well below expectation. Similarly, energy and fuel savings rely on large operations with long lead times, and so expected results have been delayed. And while IDA support helped more than 1 million farmers to adopt improved agricultural technology, a pandemic-induced slowdown in activities — such as project implementation and data gathering, necessary for results monitoring — has delayed expected results into late FY22 or early FY23. When economic activity normalizes, there will be scope to accelerate results in these areas.

14. **While helping countries mitigate the impacts of the pandemic, IDA has also helped them remain invested in the longer-term development agenda.** Across all sectors, IDA pursued

its country-based business model of working hand-in-hand with clients to strengthen institutions and amplify its impact, putting into practice the fourth pillar of the COVID-19 response strategy. IDA-supported operations showed strong results around institution strengthening, staying on pace to meet targeted results. For example, IDA helped 19 countries publish annual and timely debt reports, 49 countries improve their implementation of household surveys, 62 countries institutionalize disaster risk reduction, and 9 FCS countries use digital tools to collect, analyze, and use geo-tagged data to enhance project implementation. It also supported 13 large-scale education assessments to help IDA countries increasingly focus their programs on student learning.

15. Improvements in operational and organizational effectiveness underpinned the WBG's ability to deliver strong outcomes. The Independent Evaluation Group (IEG) ratings of the outcomes of IDA operations, largely implemented before the pandemic took hold, continued to climb and exceed their expected values. IEG ratings of outcomes of Country Partnership Frameworks (CPFs) are still below target, but the improving trend has been driven by a stark uptick in outcomes in FCS countries. These outcomes were supported by strong IDA performance as measured by IEG ratings of World Bank performance in IDA countries and an all-time high rating of the quality of monitoring and evaluation (M&E) in IDA operations. Client feedback on IDA effectiveness and knowledge and the share of IDA Advisory Services and Analytics (ASAs) accomplishing their objectives, both assessed during the fiscal year, remained high and above target.

16. Despite COVID-19 related challenges, IDA's portfolio remained well managed, even as it expanded faster than ever before while facing severe limitations on staff and restrictions on travel. The portfolio continued to meet targets on corporate priorities, including on climate finance, closing gender gaps, and the JET agenda. Client assessments of World Bank responsiveness and collaboration with other donors continued to climb. Disbursement ratio and proactivity also remained near target levels even with record portfolios to administer. Given the unusual circumstances, several indicators lagged, severe disruptions and uncertainty hampered private capital mobilization, and travel restrictions limited the amount of time spent on the ground in FCS.

B. IDA19 Policy Framework

17. Despite the magnitude of the challenge, IDA19 has made progress across all five Special Themes and four Cross-Cutting Issues during the first year of implementation. In April 2021, after a year of prioritizing emergency responses following the pandemic outbreak, Participants agreed to shorten the term for IDA19, and to adjust the targets set for the policy commitments to match the shortened time span and account for the reprioritization. Management notes good progress against the adjusted targets across all Special Themes and Cross-Cutting Issues.

18. By the end of FY21, most policy commitments were on track to meet — or exceed — the adjusted targets, with a small subset lagging. (See Annex 1 for more specifics). This record reflects the continuing ambition to achieve IDA19's original objectives through the remainder of IDA19 implementation and in IDA20, while addressing the new and urgent challenges presented by the pandemic and lockdowns. The strong delivery under the JET Special Theme has continued

in IDA19, including in key areas like skills development in countries with the lowest Human Capital Index (HCI). At the same time, JET's Policy Commitment 10 sets a target for in-country consultations through the establishment of country platforms, which have been challenged by measures put in place to safeguard against pandemic spread. Despite the challenges, the Gender and Development Special Theme has made considerable progress with output-oriented policy commitments that are either expected to meet or exceed their targets. Almost all Climate Change policy commitments are on track to meet the targets (several of which were revised upwards in April 2021) or exceed them. The FCV Special Theme has also made considerable progress, with most policy commitments on track despite the compounded challenge of implementation in FCV contexts at a time of a global pandemic. Some areas covered by the G&I Special Theme — such as debt management, human capital investment, and pandemic preparedness — have become more pertinent during the current crisis and have benefited from significant frontloading of activities as part of the COVID-19 emergency response. Other areas — such as domestic resource mobilization — will require a careful reassessment due to the pandemic's impact on economic activities and its exacerbation of tax collection challenges faced by IDA countries.

19. Management does not propose any further adjustments to the policy commitments and targets. As the pandemic effects continue to unfold, however, Management will continue to monitor closely continued progress against the adjusted policy commitment targets, paying special attention to those that are lagging after a first year of implementation.

i. Special Theme 1: Jobs and Economic Transformation

20. JET's strong implementation continues despite the challenges raised by the pandemic and lockdowns. JET themes are reflected strongly in Systematic Country Diagnostics (SCDs) and CPFs in all IDA-eligible countries, with demand from IDA countries expanding for support to key sectors that can drive economic recovery and job creation. Policy commitments are largely on track. For instance, findings from Country Private Sector Diagnostics have informed 10 country operations so far. Likewise, programs to strengthen the skills and employability of workers are reviving after months of efforts otherwise focused on limiting layoffs rather than expanding hiring. The centrality of digital development in the IDA context has been underscored by lockdowns. Implementation of JET's Policy Commitment 7 to support access to digital financial services remains on track with digital components included in several entrepreneurship-related projects. The work helps address constraints faced by persons with disabilities and takes action to close gender gaps. After one year of implementation, seven countries meet the commitment to double broadband penetration. Management will continue to track this commitment to ensure continued progress toward the adjusted target of 18 countries, with a focus on Africa and landlocked countries. (See Annex 1 for further details).

21. As signaled to IDA Participants in April 2021, JET's policy commitment 3 is at risk of not fully achieving its three-year target over a two-year term. At the end of FY22, Management expects to have been able to support at least 15 primary and secondary cities in at least 12 countries to deliver climate-smart development, strengthening urban land management, and development of enabling infrastructure for job creation. The loss of a year of policy dialogue and engagement combined with severe mobility restrictions, and countries postponing planned urban projects or canceling to reprioritize funds toward immediate recovery, however, means that

Management does not expect to reach 15 countries during the two-year term. Management will monitor this policy commitment closely in FY22, while continuing in IDA20 to work with cities on climate-smart development, urban land management, and enabling infrastructure for job creation.

22. **The IFC continues to work toward increasing the share of its commitments in FCS-IDA17 and LIC-IDA17⁵ countries.** As of August 31, 2021, total IDA19 PSW commitments amounted to \$658 million, four times more than the total commitments during the same period in IDA18's PSW. IDA19 PSW commitments mobilized private sector financing in the amount of \$3.5 billion, or a leverage ratio of five. In Ethiopia, the IDA PSW Local Currency Facility is supporting an IFC investment in the agribusiness/poultry sector, with a focus on rural farmers. The project supports IDA's goals of creating jobs and increasing livelihoods, with a focus on jobs for — and market participation of — women poultry agents. In addition, IFC advisory services will develop gender-smart solutions for women-owned businesses to provide access to tailored training. In the Republic of Yemen, the IDA PSW Blended Finance Facility is supporting an IFC investment in the Republic of Yemen's largest food conglomerate. IFC's financing package will help reduce food shortages and ensure supply chain sustainability, including the supply of staple foods to towns and villages across the country; thus, contributing to food security and job preservation in one of the most fragile and riskiest contexts in IDA.

23. **The agricultural sector remains a key driver of JET, with efforts to expand modernization and agribusiness value chains.** While emergency responses have shifted a large share of the World Bank's agriculture portfolio away from longer-term development to meet immediate needs, continued efforts are targeting the development of agricultural value chains with high potential for growth and job creation. In Nepal, the *Rural Economic Development Project* is helping to strengthen rural market linkages and the entrepreneurship ecosystem and create job opportunities via restoration of COVID-19-disrupted food and agriculture value chains and the local economy, complementing the six projects that have been repurposed and restructured for COVID-19 relief and recovery efforts. In Mozambique, a CERC enabled an immediate response, as did other resources such as the *Pandemic Emergency Facility with the Sustainable Rural Economy Program*, which supports the building back better approach through investments for higher and more diversified agricultural and rural incomes, and improved access to markets and value chains. The *South Sudan Resilient Agricultural Livelihoods* project is providing essential support for COVID-19 affected population during the recovery phase by promoting livelihood opportunities, creating jobs, and addressing food security concerns through improved agricultural production.

⁵ LIC-IDA17: Countries that are classified as low-income countries (LIC) as of July 1, 2016 (GNI per capita <=\$1,025 in 2015). FCS-IDA17: The subset of IDA17-eligible countries that are also on the FY19 FCS list. See Annex 4 of IFC Strategy and Business Outlook Update (FY20-FY22) for more details.

ii. Special Theme 2: Gender and Development

24. **The many sex-differential effects of COVID-19 have added urgency to IDA's work to support countries in closing gender gaps.** Data indicate that gender gaps are widening following the COVID-19 pandemic and its effects, and that gains in women's and girls' accumulation of human capital, economic empowerment, and voice and agency, painstakingly built over past decades are reversing. Addressing gender inequalities remains central to operations in IDA countries and to the COVID-19 response. Girls and women have been prioritized in the WBG COVID-19 response and in vaccine operations, for instance by investing in routine services related to maternal and child health and supporting frontline health workers with training and tools to deal with GBV. Supported by tailored training and resources on entry points and what works, Global Practices (GPs) and Regions are increasingly integrating concrete actions to close gender gaps, as well as investments to support a green, resilient and inclusive recovery.

25. **The policy commitments under the Gender Special Theme are on track to meet their targets, including those adjusted to account for a shortened term.** Two policy commitment targets were adjusted following the adoption of a shorter term for IDA19: Policy Commitment 1 on women's empowerment and access to quality reproductive, adolescent, and primary health care, by a prorated decrease to 10 instead of 15 countries; and Policy Commitment 4, on digital entrepreneurship, which adjusted the target from 60 to 50 percent. Both are on track to meet the adjusted targets. Four of six policy commitments retained their original targets and are on track to meet them, including an increase in digital access (Policy Commitment 2), creating employment opportunities for women in infrastructure (Policy Commitment 3), improving women's land rights (Policy Commitment 5) and launching system-wide approaches to prevent and respond to GBV in health and education systems (Policy Commitment 6). Policy actions under other IDA19 special themes in JET, FCV, and G&I also help protect the gains.

26. **A review of project examples shows how IDA19 is helping countries take steps to address the immediate challenges while mitigating medium- and longer-term impacts.** For example, there have been innovations in social protection, efforts to accelerate digitalization, and interventions to support responses to intimate partner violence.

- a. IDA operations supporting the distribution and administration of vaccinations consider the specific needs of women and girls, which is especially important in societies where women may have more limited access to information and limited mobility. An example is the vaccination project in Bangladesh (*Additional Financing for and Restructuring of the COVID-19 Emergency Response and Pandemic Preparedness Project*), which makes it mandatory to recruit at least one female health worker to administer vaccinations in each of the centers supported through the project, to create conditions that encourage women to visit the clinic and receive the vaccine.
- b. Social protection operations consider how to close gender gaps by leveraging cash transfers and digital opportunities, which is particularly important for the COVID-19 response given the disproportionate impact of the pandemic on women. For example, in Togo, IDA supports the Novissi Program in promoting financial inclusion of women by providing mobile phones and cash transfers, along with basic digital financial literacy training.

During the first six months (April–September 2020), the program provided cash transfers to 572,852 informal sector workers, 373,858 of whom were women.

27. **IDA operations are increasingly supporting efforts to respond to and prevent GBV, including support that goes beyond risk mitigation, in every GP.** In FY21, 57 operations supported GBV prevention and response (that is, going beyond sexual exploitation and abuse, and sexual harassment [SEA/SH] mitigation) compared to 38 in FY20 and 32 in FY19. In responding to spikes in GBV following the pandemic outbreak and lockdowns, IDA worked closely with clients to identify opportunities in IDA-financed projects across all sectors to strengthen measures to prevent and respond to GBV. This includes not only short-term measures but actions to strengthen systems and institutions which will have longer-term impact. This includes the following:

- a. ***Help strengthen frontline actors' ability to recognize and respond to survivors of violence, especially in health and education systems:*** For example, in Madagascar, Kosovo, Kenya, Senegal and Papua New Guinea, operations support training of health care workers to provide quality, confidential services and referrals to GBV survivors. In rolling out COVID-19 operations, projects are also working to enhance safety of female health workers by providing temporary housing and safe transport.
- b. ***Support system-wide efforts to address GBV through policy reforms:*** In Uzbekistan a Development Policy Operation (DPO) supports the issuance, enforcement and monitoring of protection orders for GBV survivors.
- c. ***Tackle challenging social norms that condone violence*** as part of project interventions to reduce gender gaps.

iii. Special Theme 3: Climate Change

28. **The Climate Change Special Theme is on track to meet all seven policy commitments, with two exceeding targets.** Building on the strong progress in IDA19, IDA is committed to further increase ambitions in IDA20 with a proposed climate Co-Benefit target of 35 percent in line with the Climate Change Action Plan (CCAP). This also includes that for IDA PSW operations in IDA20, climate Co-Benefits will increase to 35 percent of and/or MIGA own account commitments under such operations, on average.

29. **As of June 30, 2021, climate Co-Benefits in IDA19 stood at 31 percent, exceeding the 30 percent target, with 61 percent of total climate finance for adaptation and 39 percent for climate mitigation.** Management expects to exceed the original three-year Co-Benefits target of 30 percent despite the challenges presented by COVID-19. Client demand for climate financing remains strong, including in support of climate-relevant reforms as implemented through DPFs. For instance, the *Kenya Accelerating Reforms for an Inclusive and Resilient Recovery* DPF with 34 percent climate Co-Benefits operation supports a green, resilient and inclusive recovery from COVID-19. The \$400 million *Niger Water Security Platform Project* which achieved 90 percent Co-Benefits is one example of an investment project with large climate Co-Benefits in a fragile environment. In addition to targeting fiscal and institutional reforms to reduce debt risks and restore

fiscal space, the operation also seeks to expand the role of markets in realizing a 100 percent green grid by 2030; enhance the country's water security; and support implementing its renewed Nationally Determined Contribution (NDC) at national and sub-national levels.

30. The target on Adaptive Social Protection (ASP), which was increased as part of the adjustment process in April 2021) and support to programs reducing climate threats to health has been exceeded in FY21. This is due to an enhanced focus on preparedness and social safety nets as a result of COVID-19 and the impact of climate change as a threat multiplier. Thirty-six countries received support in FY21, including for 16 COVID-19-related projects across regions. This included the *Emergency Social Protection Enhancement and COVID-19 Response Project* in the Republic of Yemen. This operation generated 22 percent climate Co-Benefits and aims to provide cash transfers, temporary employment, and increased access to basic services and economic opportunities to food-insecure populations affected by COVID-19, conflict and climate-related shocks, as well as to strengthen the capacity of national institutions. Support to additional countries is anticipated in FY22, further exceeding the increased target for IDA19.

31. The policy commitment on implementing and updating NDCs and integrating NDC-related objectives or indicators in CPFs is on track to meet its target by end FY22. This policy commitment is even more critical in light of COVID-19, as NDC priorities may be readily integrated into countries' stimulus frameworks to boost economies, create green jobs, and advance long-term climate objectives. The commitment on climate-related results indicators is also on track for delivery with 98 percent compliance in FY21. Work on NDCs, along with Long-term Strategies (LTS), will be further strengthened in IDA20, and additionally, the NDC Support Facility was extended to FY23.

32. The Resilience Rating System is currently being piloted in over 20 IDA19 projects, covering sectors in Sustainable Development, Human Development, and Infrastructure. Five pilot operations in Afghanistan, Ghana, Lao People's Democratic Republic, Liberia, and Pakistan have been rated in FY21, and piloting is expected to conclude at the end of FY22. The methodology, "*Resilience Rating System: A methodology for building and tracking resilience to climate change*"⁶ was finalized and published in February 2021. A separate accompanying report, "*Integrating Climate Change and Natural Disasters in the Economic Analysis of Projects*"⁷ was developed and published in June 2021. This guidance note advises on how to add a stress test for climate change and natural disasters to the economic analysis of a project.

33. Solid progress has been made on supporting strong National Biodiversity Strategies and Action Plans (NBSAPs) as part of the World Bank's commitment to improve terrestrial and marine biodiversity. A list of countries has been identified to support NBSAPs implementation, with five projects in Burundi, Ethiopia, Guinea, Lao PDR, and Madagascar approved in FY21. Despite the delays related to COVID-19, an additional ten projects are under preparation and scheduled for delivery before the end of the shortened IDA19 cycle. Additionally, support for NBSAPs will be included as a proposed IDA RMS indicator under IDA20. Support for biodiversity, including implementing and/or updating NBSAPs, will also be carried out through the 2021-2025 CCAP.

⁶ <https://openknowledge.worldbank.org/handle/10986/35039>

⁷ <https://openknowledge.worldbank.org/handle/10986/35751>

34. **Progress has been made under IDA19 to support the generation, integration and enabling infrastructure for 3.4 GW of renewable energy.** Of this 3.4 GW, 3 GW is supported through indirect financing, and the remaining 0.4 GW is supported through direct financing. The largest indirect financing contribution comes from the *West Africa Regional Energy Trade Development Policy Financing Program*, and the largest direct financing contribution is from both hydropower and floating solar power in the *Pakistan Khyber Pakhtunkhwa Hydropower and Renewable Energy Development Project*. IDA19 has also facilitated 1.73 Gigawatt-hour (GWh) of battery storage, nearing the target of 2 GWh. This includes 645 MWh of grid-connected battery storage and 1.086 GWh from mini-grids.

iv. Special Theme 4: Fragility, Conflict, and Violence

35. **Implementation of the IDA19 FCV Special Theme is advancing well, with all six policy commitments on track to be delivered despite the challenges posed by the pandemic in IDA FCS.** In line with the FCV Strategy, the methodology for Risk and Resilience Assessments (RRAs) has been updated and was launched in early 2021, and all CPFs and Country Engagement Notes (CENs) approved in FY21 for IDA countries characterized as FCS have been preceded by an RRA (Policy Commitment 1).⁸ RRAs not only inform country engagement products, but through formal identification and analysis of FCV drivers they also make subsequent investment projects more likely to integrate conflict sensitivity.⁹ FCV focused investments are further enabled by the deployment of the FCV Envelope, incentivizing an enhanced focus on addressing drivers of FCV through recalibrated portfolios. There has also been strong progress on developing regional programs aiming to address some of the drivers and risks of FCV, with the IDA19 financing of regional programs in the sub-regions of the Sahel, Lake Chad and Horn of Africa expected to exceed \$3 billion. In the Sahel, for example, the *Regional Sahel Pastoralism Project II*, the *Emergency Locust Response Project Phase 3* and the *Community Based Recovery and Stabilization Project for the Sahel* are directly addressing drivers and risks of FCV (Policy Commitment 2).

36. **IDA19 has also focused on supporting service delivery, addressing differential constraints based on gender and disability.** The *Haiti Adaptive Social Protection for Increased Resilience Project*, for example, targets people with disabilities to ensure their inclusion as safety net beneficiaries. To achieve this, the project supports the expansion and strengthening of the service delivery system to include a disability module in newly registered households to help identify people with disabilities in project areas (Policy Commitment 3). A systematic review of refugee policy and institutional environments in countries accessing the Window for Host Communities and Refugees (WHR) is on track, working in close cooperation and partnership with UNHCR. The analysis signals a significant impetus for reforms in the early phase of IDA18, which was re-oriented and slowed down during IDA19 due to the COVID-19 pandemic (Policy Commitment 4).¹⁰ Capacities for the use of digital tools for project implementation and coordination have been strengthened in nine IDA FCS countries in IDA19. In Kosovo, for example, the tools have been used to track the provision of rural development grants to hundreds

⁸ The first qualitative review to assess integration of FCV drivers and sources of resilience into CENs/CPF/PLRs is ongoing and will cover all CPFs/CENs finalized during FY21. No IDA FCS PLRs were finalized in FY21

⁹ IEG. 2021. "World Bank Engagement in Situations of Conflict, An Evaluation of FY10-20 Experience."

¹⁰ See IDA19 Mid-Term Refugee Policy Review for further details.

of farmers and agro-processors, to increase production capacities and enhance market competitiveness in the livestock and horticulture sector. Implementation of the policy commitment has showcased significant client demand for further support of applied technology and related capacity-building for real-time project monitoring. This demand has grown during the COVID-19 pandemic and is not limited to FCV contexts (Policy Commitment 5). Underpinning implementation of the policy commitments and other efforts, in terms of increased staffing in IDA FCS and nearby locations, nearly half of the adjusted target has been reached (Policy Commitment 3).¹¹ The FCV Envelope has been operationalized and by end-FY21, the FCV Envelope has provided \$2.3 billion as Performance-Based Allocation (PBA) top-ups to nine eligible countries.¹²

v. Special Theme 5: Governance and Institutions

37. The implementation of the G&I Special Theme is advancing well, with nine policy commitments on track or exceeding targets, and three at risk of not fully reaching the target by the end of FY22. As a result of countries' emergency response programs, the commitment on pandemic preparedness plans is expected to achieve 160 percent of its original target, and close to 120 percent of the already significantly upward revised target of April. The policy commitment on GovTech solutions is also expected to exceed target by 100 percent as the pandemic has emphasized the need to leverage technology for improved institutional performance. The G&I policy commitment to support institutions and build capacity to reduce gaps in the availability of core data, including disaggregation by sex and disability, is on track to meet its target. In addition, all policy commitments with adjusted targets to accommodate the two-year IDA cycle are on track.

38. At the same time, three policy commitments are at risk of not fully reaching their targets by the end of FY22. Due to severe and wide-ranging impacts of the pandemic and lockdowns, which have added constraints to tax collection, tax-to-GDP ratios have dropped in IDA countries. Updates to the underlying tax/GDP data are difficult to make, and the current context raises the risk of dropped/canceled projects. Management expects to be able to support 28 country programs to increase tax to GDP ratios (G&I Policy Commitment 3) by the end of FY22, but the pipeline data do not currently suggest that the target of 32 countries will be met during the new two-year period. The policy commitment on infrastructure governance (G&I Policy Commitment 4), is on track to meet the first part of the commitment, to produce 20 assessments that identify the governance constraints to the development, financing, and delivery of quality infrastructure. As signaled to IDA Deputies in April 2021, however, the loss of a year of policy dialogue and engagement means that the second part of the commitment — to see governments adopt policies and regulations — is now unlikely to be met. Similarly, the target for G&I Policy Commitment 11 on launching support for core government functions in 95 percent of IDA FCS countries is now unlikely to be met. During the first year of implementation, IDA19 supported 25 active FCS countries, which represents 83 percent of countries on the active FCS list. Given that the remaining FCS countries on the list are small states with limited country programs/lower frequency of new operations (Kiribati, Marshall Islands, Micronesia, Timor-Leste, Tuvalu) Management expects

¹¹ However, it is worth noting that recent security developments in some FCS have necessarily entailed a reduction in the World Bank's presence on the ground for reasons beyond its control, which may have an impact on the fulfilment of the policy commitment.

¹² For further detail on implementation progress and challenges, see the accompanying IDA19 MTR paper on Operationalization of the FCV Envelope.

that this policy commitment may not fully reach its target in the two-year term. Management will continue to monitor these policy commitments carefully in FY22 while continuing the work to boost tax-to-GDP ratios, support infrastructure finance reforms, and support core FCS government services in IDA20.

39. **While the pandemic has exacerbated institutional challenges where they exist, it has confirmed the urgency of building back better, emphasized the need to leverage technology, and reinforced the G&I policy package.** Some areas such as debt management, human capital investment, and pandemic preparedness have become more pertinent during the COVID-19 crisis and have benefited from a significant frontloading of activities as part of IDA's COVID-19 emergency response. Areas such as domestic resource mobilization will require further attention due to challenges faced by IDA countries in tax collection as well as the pandemic's impact on economic activities. Moving forward, a concerted effort will be required to support IDA countries in building back better and improving the resilience of institutions to deal with the immense developmental challenges ahead.

vi. Cross-Cutting Issues

40. **Debt.** IDA19 debt-related commitments were designed to address the main challenges stemming from limited transparency of public debt and borrowing decisions, as well as broader public sector debt risks. IDA country capacity to report on public debt and undertaking broader fiscal risk assessments was low at the outset of IDA19. Support for enhanced debt transparency under the IDA19 debt-related policy commitments has led to more countries publishing debt reports and several countries have now broadened their public debt coverage. The World Bank also established a comprehensive fiscal risk program, providing countries with fiscal risk management diagnostics, capacity development on recording and reporting of fiscal risks, as well as preparing risk management strategies for specific debt-related fiscal risks and publishing fiscal risk statements. Specific tools for the evaluation and management of government guarantees and risks from state-owned enterprises (SOEs) were designed and implemented. Several countries have published fiscal risk statements because of the technical assistance provided, several have implemented strategies to manage specific debt and related fiscal risks.

41. **The rollout of the SDFP in IDA19 has been instrumental in elevating the policy dialogue on debt and mainstreaming debt issues into operations and country-specific work.** As a result of the SDFP implementation, 33 IDA countries that prepared PPAs produced and published annual debt reports or/and quarterly debt bulletins. Similarly, six countries have strengthened their Public Investment Management (PIM) regulations; and 10 have conducted annual fiscal risk assessments to inform fiscal policy decisions. The SDFP has contributed to more in-depth and proactive discussions on key debt vulnerabilities with IDA-eligible countries and further engagement with MDBs and bilateral partners (see *SDFP Implementation Update, September 2021*).

42. **In addition, IDA continues to play a key role in the global coalition to address debt vulnerabilities in IDA countries, together with the G20 Debt Service Suspension Initiative (DSSI), the Common Framework (CF), and in close collaboration with the International Monetary Fund (IMF).** These initiatives, together with the joint World Bank/IMF Multipronged

Approach, complemented IDA's ongoing support to countries to address their debt vulnerabilities through IDA19's highly concessional financing and through policy commitments covering debt transparency, domestic revenue mobilization and infrastructure governance and through the roll-out of the new SDFP.

43. **Human Capital. Progress on implementing the seven policy commitments related to human capital is strong.** The ambition of the policy commitment target relating to adaptive health and social protection and to pandemic preparedness plans was increased in April 2021, reflecting the surge in demand for investments in human capital due to COVID-19. The target is now likely to be exceeded. Other policy commitments also saw strong performance, which means that the original three-year targets are on track to be met in two years. The targets for policy commitments on GBV prevention and responses, and on sustainable human capital financing were not adjusted downwards when the IDA19 cycle was shortened, but nonetheless remain on track to achieve the original goals. IDA is also on track to meet or exceed the revised targets for women's empowerment, skills and employability and social services for disadvantaged groups in FCS. This is a notable achievement considering that the focus of human capital investments has had to shift rapidly to addressing immediate COVID-19 response and recovery measures.

44. **Demand for human capital investments has surged during IDA19 and is expected to remain high through IDA20.** IDA lending is at an all-time high: at \$11.6 billion in 2020 (the last year of IDA18) and \$12.7 billion in 2021 (the first year of IDA19). These single year IDA lending amounts are equivalent to the total commitments made during the IDA16 cycle (\$12.1 billion) or the same as the first two years of the IDA18 cycle (\$11.9 billion).

- a. In the health sector, the first year of IDA19 focused on support for testing, tracing and treatment of COVID-19 affected people, with significant outlays for medical equipment. As vaccines became available, additional support was provided to help IDA countries to prepare for, acquire and deploy them. A readiness assessment was developed to assess gaps in the distribution chain. The World Bank worked in partnership with the World Health Organization (WHO), Gavi, The Vaccine Alliance, COVID-19 Vaccines Global Access (COVAX) and Africa Vaccine Acquisition Task Team (AVATT) to support affordable and fair access to vaccines for IDA countries but with the focus on COVID-19 response has not diminished the WBG focus on broader health system strengthening — the platform from which these emergency operations are delivered. The flagship report "*Walking the Talk: Reimagining Health Care After COVID-19*" was released in July 2021.
- b. Similarly, in social protection, IDA has boosted support to clients efforts to mitigate the adverse impacts of COVID-19 precautionary measures, job losses and supply disruptions on their populations. In the first year of IDA19, the WBG provided \$5.8 billion to bolster income support programs and to meet the needs of urban informal workers who lost their livelihoods. It is also worth noting that due to investments made in previous IDA cycles, most IDA countries already had social protection programs, which allowed them to respond more rapidly to the COVID-19 crisis.
- c. As learning was severely disrupted by school closures related to COVID-19 during the first year of IDA19, the WBG has responded by increased lending to the education sector with

\$3.4 billion of new commitments (an increase of 36 percent over the first year of the IDA18 cycle) and has swiftly leveraged partnerships and its expertise on effective use of education technologies to design and implement remote learning strategies in IDA countries. Innovation and adaptability have been key to ensuring the delivery of lessons by multiple distance learning channels. As schools started to reopen, IDA19 has supported countries in bringing children back into schools and addressing any learning gap between girls and boys in countries where these prevail.

45. ***Disability.*** **Over the past five years, the World Bank has sharpened its focus on making development more inclusive of persons with disabilities.** The goal is, on the one hand, to ensure that no group is excluded from the benefits of development project impacts through lack of access or through outright discrimination, and on the other hand to empower individuals to lead as full, healthy, and productive lives as possible. The work to safeguard against exclusion of persons with disabilities in IDA countries and beyond is primarily guided by the Environmental and Social Framework (ESF),¹³ which puts in place provisions for universal access to Bank-supported operations, along with a tracking indicator. The ESF also requires IDA clients to look specifically at disability as part of social assessments.

46. **In addition, a series of steps have been taken to go beyond safeguards to promote more inclusive societies and economies, and more opportunity for persons with disabilities.** For instance, the World Bank has produced (or is now finalizing) sector-specific Practice and Technical Notes to support task teams in GovTech, JET, Social Protection and Jobs, and Health, Nutrition, and Population to design disability-inclusive projects. A cross-practice monitoring committee on IDA19 ensures peer-to-peer learning, knowledge sharing, and progress monitoring, with a central Disability team providing technical assistance and quality assurance. This work helps inform operational design as part of IDA19's cross-cutting theme of Disability Inclusion and has helped generate good progress against six IDA19 policy commitments across the Special Themes explicitly referencing disability (See Annex 1). In line with the Ten Commitments¹⁴ on Disability Inclusive Development made at the 2018 Global Disability Summit, the World Bank is working to ensure that all Bank-financed projects/programs in education and digital development as well as those financing public facilities in post-disaster reconstruction are disability-inclusive by 2025. The World Bank is also working to ensure that 75 percent of Social Protection and Jobs (SPJ) operations are disability-inclusive by 2025, and all new urban mobility and rail projects supporting public transport services incorporate universal access features to facilitate usage by persons with disabilities.

47. **Management expects to further scale up support to disability inclusion during the remainder of IDA19 and in IDA20, including through a proposed standalone commitment to address the needs of persons with disabilities through projects across key sectors.** To strengthen monitoring and impact, IDA will also support countries' statistical capacity to disaggregate household surveys by disability, guided by a new survey scorecard that tracks the number of countries with household surveys that include the Washington Group Short Set of questions.

¹³ <https://www.worldbank.org/en/projects-operations/environmental-and-social-framework>

¹⁴ <https://www.worldbank.org/en/topic/socialsustainability/brief/world-bank-group-commitments-on-disability-inclusion-development>

48. **Technology.** The COVID-19 crisis continues to demonstrate the key role of technology to support national resilience through digital infrastructure and digital applications across critical sectors. Progress has been good on all technology-related IDA19 policy commitments, which not only support digital connectivity and data infrastructure as a critical foundation, but also focus on digital adoption, expansion of new digital business models, as well as revamping of digital skills and competencies frameworks, particularly for the most marginalized. IDA also continues to facilitate cross-GP collaboration, taking an ecosystem approach to digital transformation with a focus on mainstreaming digital across critical sectors of the economy, which is helping create a solid foundation for IDA20 implementation. For instance, the *Digital Cabo Verde Project* supports the Government's own *Digital Cabo Verde Program* aimed at supporting entrepreneurship and creating a flourishing tech innovation ecosystem in the country. There are 124 active IDA operations ongoing under the Digital Economy for Africa initiative to undertake key reforms and public investments in areas such as digital infrastructure, public digital platforms, digital financial services, and digital entrepreneurship. For example, the *Uganda Digital Acceleration Project* aims to ensure the benefits of digital technology reach all people, including refugees and people living in host communities, thanks to its dedicated component and additional funding from the IDA19 WHR.

C. IDA19 Knowledge and Partnerships

49. **IDA collaborates on and pulls in world class knowledge, experience and expertise on topics ranging from public-private partnerships, guarantees, debt, climate action, crises preparedness and response, multi-dimensional poverty, what works to close gender gaps, and complex institutional reform.** IDA produces global and country-specific knowledge for the benefit of both clients and partners. It also facilitates knowledge-transfer and experience-sharing between middle-income countries and IDA countries to help find best fit solutions. Recognizing also that problems may be global but are often addressed at a local level, IDA applies its reach and depth to customize its analytics, policy advice and operational responses for clients. In doing so, the WBG delivers more than the sum of its parts for IDA countries. During the first year of IDA19 implementation, IDA took rapid action to produce and disseminate guidance notes to help mitigate and address the effects of the pandemic and lock downs. For instance, in Education, IDA launched guidance notes to maximize countries' effectiveness in designing and executing remote learning, and provided detail on the effective use of radio, television, and mobile technology for remote learning in low-resource environments. Similar guidance notes were produced to help task teams and governments address a large number of urgent issues, such as for instance the implications of COVID-19 and responses for: sustainable development; housing finance; trade; gender; infrastructure financing; and rebuilding tourism competitiveness.

50. **At global, regional and country level, IDA partners with a multitude of institutions and stakeholders on numerous topics and activities.** Leveraging partnerships is a core element of IDA's commitment to address aid fragmentation, and IDA's strong country presence provides a robust platform that helps bring together other development partners to collaborate effectively to achieve results at the country level. For instance, through Country Platforms, IDA helps countries to better coordinate donor efforts for improved development impact. During IDA18 and IDA19 (FY21), IDA helped mobilize \$5.9 billion in co-financing of IDA projects by multilateral and bilateral development partners. IDA also works closely with the IMF and the other MDBs to ensure

- 18 -

alignment on policy frameworks and country programs, including on issues of development policy financing, the debt sustainability framework and under the auspices of the Program of Creditor Outreach (PCO) a pillar of the SDFP. On the bilateral side, IDA often functions as an integrator, with interventions and grants from multiple partners helping catalyze international support and financial resources. IDA also works to engage with civil society partners on the global, regional, and country-levels, where citizen engagement remains key to achieving development outcomes. All IDA investment operations are required to be informed by consultations with civil society. In addition, since its establishment in 2012, the Global Partnership for Social Accountability, which is managed by the World Bank, has made 51 grants totaling \$33.5 million to Civil Society Organizations, to help build capacity for effective implementation and engagement with governments on pressing development and governance challenges. In response to the pandemic outbreak, IDA partnered with the Africa Union (AU) to provide needed vaccines. The World Bank's support to the AVATT initiative will help countries purchase and deploy vaccines for up to 400 million people.

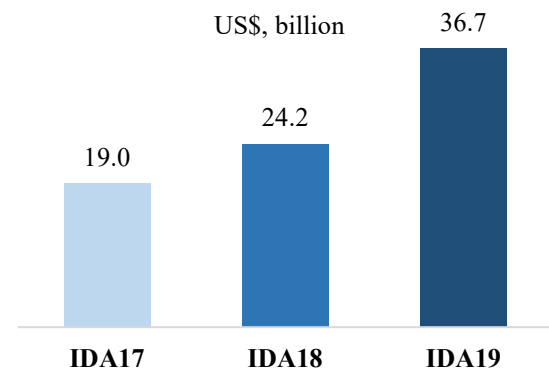
III. IDA19 FINANCING DELIVERY

51. **Since the outbreak of COVID-19, IDA’s ability to meet the crisis with a strong and swift financing response is indicative of its relevance and the strength of its financing framework.** This section discusses strong financing delivery during the first year of implementation of IDA19. It also outlines high demand for the remaining IDA19 resources that calls for modest adjustments to ensure efficient use of scarce IDA resources to help IDA countries respond to the crisis, recover lost ground, and restore momentum toward the WBG twin goals.

A. Delivery in FY21

52. **At \$36.7 billion, IDA commitments in FY21 were at an all-time high,¹⁵ utilizing 51 percent of revised IDA19 resources to respond to COVID-19 crisis.** This represents 52 percent higher use of resources than the same period in IDA18. (See Figure 3.1). Regionally, Africa accounts for the largest share of IDA19 commitments (69 percent), with Eastern and Southern Africa (AFE) accounting for 39 percent and Central and Western Africa (AFW) for 30 percent. This is followed by South Asia (SAR) accounting for 20 percent, and Europe and Central Asia (ECA), East Asia and Pacific (EAP), Latin America and the Caribbean (LCR), and Middle East and North Africa (MNA) regions accounting for the remaining 11 percent combined.¹⁶

Figure 3. 1. IDA Commitments in the First Year, IDA17-19



Source: World Bank data

53. **IDA prioritizes its financing to the poorest and the most vulnerable countries with focus on IDA FCS.** IDA-only countries, the poorest countries, received \$20.5 billion, or 57 percent of total FY21 commitments, while International Bank for Reconstruction and Development (IBRD)/IDA blend countries received 26 percent, and Gap countries received 15 percent. In per-capita terms, IDA-only countries received on average 55 percent higher financing than Gaps and Blends together. In grant elements, the prioritization is even shown clearer, with IDA-only countries accounting for three-fourths of the IDA financing in grant elements. IDA19 has scaled up its support to IDA FCS considerably during the crisis. IDA commitments to FCS almost tripled to \$14 billion compared to the first year of IDA18, accounting for 39 percent of total IDA commitments. The scale-up includes nine IDA countries that received considerable top-up amounts through the FCV Envelope and Sudan’s arrears clearance and reengagement to IDA.¹⁷ For small states, IDA commitments reached \$775 million, doubling commitments from the same

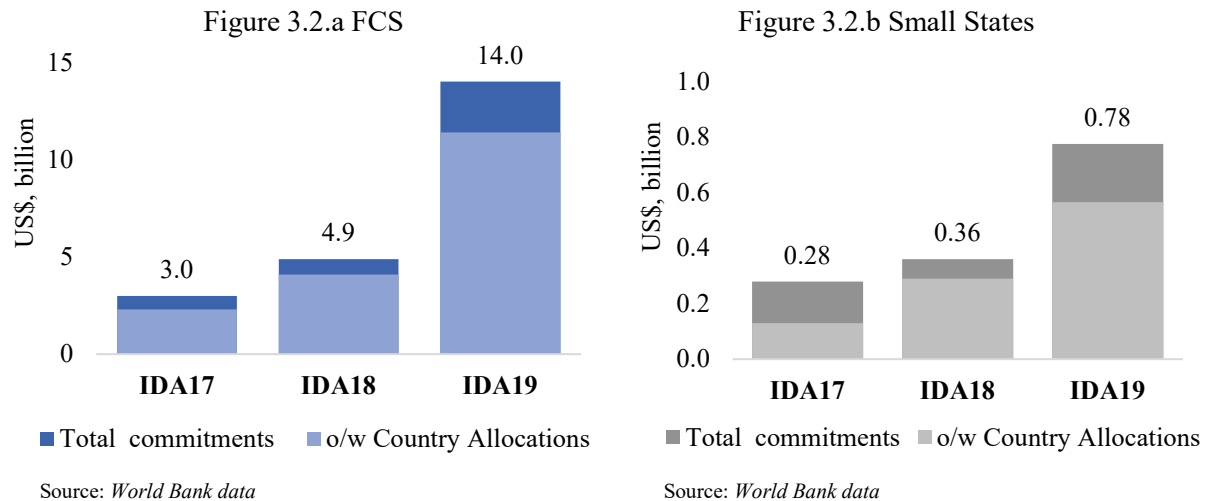
¹⁵ Includes the commitments made through the Private Sector Window (PSW).

¹⁶ Around 6 percent of resources or \$2.1 billion has been provided to regional institutions to foster regional integration, and \$66 million has been provided to the two IDA19 graduates, *Mongolia* and *Moldova*, via the CRW for COVID-19 response.

¹⁷ For further detail, see the accompanying IDA19 MTR paper on Operationalization of FCV Envelope.

time in IDA18. It represents \$106 per capita for populations in IDA small countries, compared to \$22 per-capita for IDA population in non-small states (see Figure 3.2).¹⁸

Figure 3. 2. IDA Commitments in the First Year to FCS and Small States



54. **The share of grants has increased considerably.** IDA's grant allocation framework systematically prioritizes its scarce grants toward the poorest and fragile states that are facing relatively moderate and high risk of (or already in) debt distress. The share of grants in FY21 increased to 34 percent of total IDA commitments or \$12.1 billion, half of which is extended to FCS.¹⁹ This scale-up was partly expected given the heightened debt vulnerabilities before COVID-19, and further amplified by the deterioration of risks of debt distress in several IDA countries during the crisis.

55. **While demand for IDA's support in response to COVID-19 spans a broad range of sectors, it prioritized social sectors.** IDA commitments in social sectors almost doubled to \$13.4 billion compared to the first year of IDA18, which represents 37 percent of the total. Among social sectors, commitments in social protection and health sectors increased considerably including through the COVID-19 Multiphase Programmatic Approach (MPA) response. WBG vaccine financing amounted to \$4.6 billion as of end August 2021, of which \$2.6 billion from IDA. In addition to COVAX, IDA is partnering with the AU to support AVATT and help countries purchase and deploy vaccines for up to 400 million people across Africa — to bring Africa halfway to its goal of 60 percent of population immunized.²⁰ IDA commitments in the infrastructure sectors comprising energy and extractives, information and communication, transportation, and water,

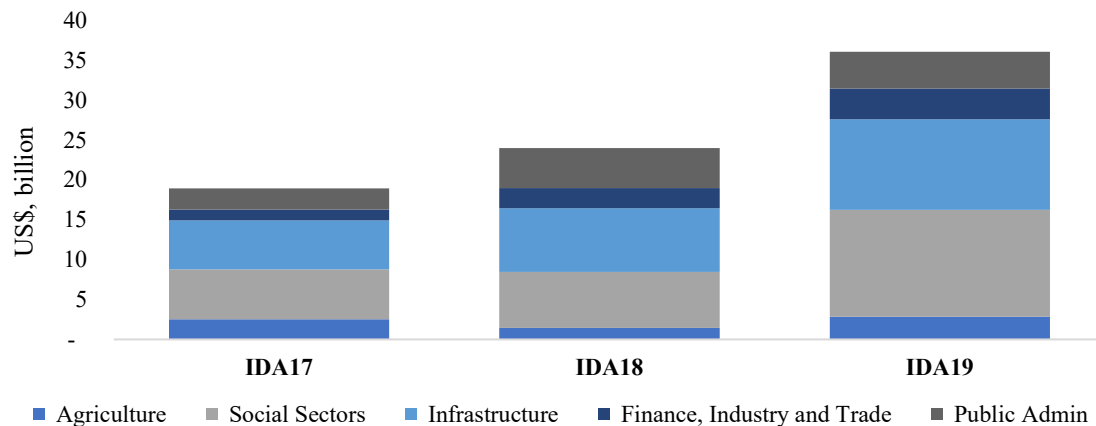
¹⁸ FCS refer to those countries on the Lists of Fragile Situations in the corresponding fiscal years, with the exception of FY20, for which the FY19 list is used. IDA18 FCS include four RMR countries (Guinea, Nepal, Niger, and Tajikistan) under the exceptional Risk Mitigation Regime (RMR) in IDA18. Small States refer to IDA-eligible countries with population of 1.5 million or less (21 IDA-eligible countries as of FY21).

¹⁹ The increase of grants in FY21 is partly due to arrears clearance provided to Sudan and pre-arrears clearance grants. Excluding those funds, the share of grants in FY21 increased to 30 percent of total IDA commitments (or \$10.7b).

²⁰ For further detail on the WBG's COVID-19 Vaccine Rollout, see the accompanying IDA20 Replenishment Deputies' Report.

sanitation and waste management started rebounding and increased by 41 percent to \$11.3 billion, compared to the same period of IDA18. Support to the finance, industry, and trade sector also increased by 53 percent to \$3.9 billion, while lending to public administration sector has modestly decreased to \$4.6 billion. Support to the Agriculture sector has rebounded and doubled to \$2.8 billion. (See Figure 3.3 for IDA commitments by sectors).

Figure 3. 3. IDA Commitments in the First Year by Major Sectors



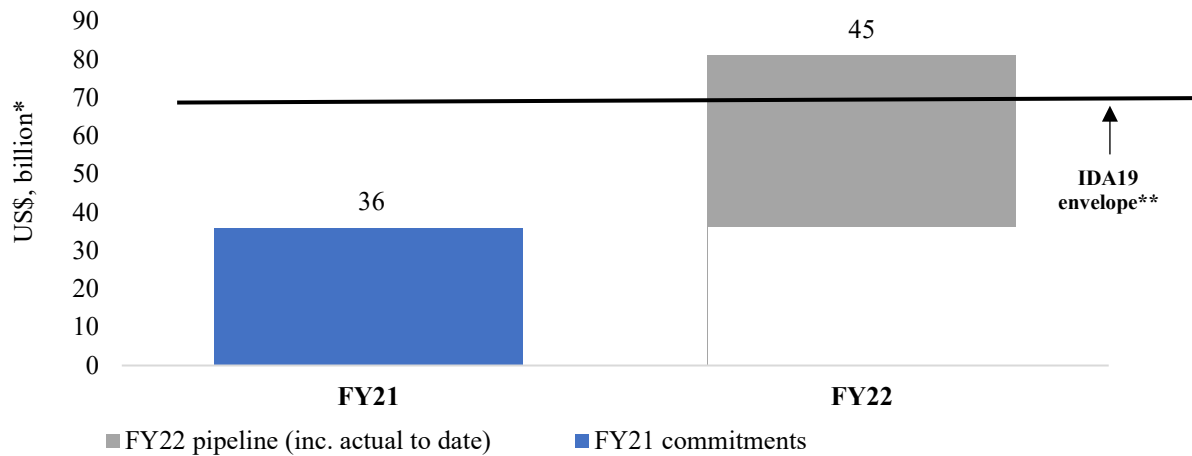
Source: World Bank data.

B. FY22 Pipeline

56. **Looking ahead, full utilization of IDA19 resources is expected with a strong FY22 pipeline.** After record levels of financing in the first year of IDA19, FY22 financing is ramping up, with some delays in preparation due to COVID-19 related mobility restrictions as well as continuing programming uncertainties at the country level amidst a protracted global crisis and new waves of infection and lock-downs. However, IDA19 is set for full utilization with strong and over-programmed pipeline for the remainder of FY22. Given the heightened demand, continued prioritization is inevitable.

57. **Country demand for IDA financing remains strong, far exceeding the remaining resources of \$34 billion for FY22.** IDA countries in all seven IDA regions have heightened demand in their pipeline for FY22, which will ensure full utilization of the enhanced FY22 resources. Figure 3.4 summarizes these demands, which total around \$45 billion in FY22, consisting of actuals to date (end-Q1 FY22) and pipeline operations in preparation.²¹ This volume represents over 30 percent over-programming in FY22 IDA resources.

²¹ Based on FY22 pipeline including actuals to-date as of early September 2021. Pipeline projects are tentative in nature and subject to change through formal reviews and client consultations. Ordinarily, the IDA pipeline is over-programmed to accommodate changing circumstances and potential slippages.

Figure 3. 4. IDA19 Commitments and Pipeline

Source: World Bank data.

Note: * Excluding PSW. FY22 pipeline as of early September.

** IDA19 envelope of \$69.6 billion excluding PSW.

58. **Demand remains very high in those countries with the greatest needs.** Demand from IDA-only countries remains high, accounting for 56 percent of the FY22 pipeline (including actuals to date), and the pipeline for FCS accounting for 44 percent, up from 30 percent in IDA18. Demand from the two Africa regions is largest with \$59 billion or 73 percent of the total, higher than its IDA18 share of 64 percent. Within Africa, countries in AFE account for 55 percent of this demand, while 45 percent is from AFW countries. This is followed by SAR with 19 percent.

C. IDA19 Country Allocations

59. **Country allocations remain the main vehicle for resource allocation in IDA19.** Over 81 percent of IDA commitments in FY21 or over \$29.3 billion were committed with 297 operations using IDA resources allocated through the PBA and the FCV Envelope. This strong delivery is clear evidence of IDA's long-standing and robust PBA system, along with the effectiveness of IDA's country-driven model. The intra- and inter- regional reallocations of PBA allows IDA to proactively respond to emerging issues and to swiftly release otherwise unused resources to countries to meet unmet and urgent demand. Demand for core funding for country programs continues to be high accounting for more than 80 percent of FY22 pipeline, and far exceeding allocated amounts.

60. **The IDA19 FCV Envelope has provided additional resources to address FCV drivers through deepened engagement in IDA countries.** In FY21, the FCV Envelope provided \$2.3 billion as PBA top-ups to nine eligible countries.²² This represents 37 percent of the adjusted IDA19 FCV Envelope of \$6.3 billion, including the \$410 million provided to Sudan in pre-arrears

²² These include *Burkina Faso, Mali, Mozambique, and Niger* for the PRA; *South Sudan and Yemen* for the Remaining Engaged during Conflict Allocation (RECA); and *Central African Republic, Somalia and Sudan* for the TAA.

clearance grants.²³ The nine countries that met the FCV eligibility criteria in FY21 are all expected to be confirmed for continued eligibility in FY22. In addition, eligibility for four new countries is currently under review and being processed: Cameroon, Chad, Democratic Republic of Congo for Prevention and Resilience Allocation (PRA), and Gambia for Turn-Around Allocation (TAA). If eligibility of these countries is approved, the estimated FCV top-up amounts would be about \$5.8 billion for all eligible countries in IDA19. Inactive countries like Zimbabwe or Syria are not expected to access the FCV envelope in the remaining FY22. Thus, about \$0.5 billion from the unallocated IDA19 FCV Envelope reserved for inactive countries would be released to meet unmet demand through the PBA system.²⁴

61. The SDFP is incentivizing IDA countries to implement the necessary reforms to improve debt transparency, fiscal sustainability and debt management. In FY21, 51 (or 93 percent) of IDA countries—out of the 55 countries that prepared PPAs—had satisfactorily implemented their PPAs, while four countries did not satisfactorily implement their FY21 PPAs. Those countries that did not satisfactorily implement their FY21 PPAs face set-asides of their country allocations in FY22,²⁵ amounting to SDR151.7 million (approximately \$209.8 million).²⁶ The set-asides can be recovered in FY23, if the missed PPAs are implemented satisfactorily during FY22. For further information on SDFP implementation, please see the accompanying SDFP Implementation Update paper.

62. Given the unmet client demand in a given IDA cycle, proactive management of IDA resources is key to maximize effectiveness. IDA management has promptly released over 80 percent of Myanmar's IDA19 resources through the PBA system in Q4 FY21, and in Q1 FY22. Further, IDA management is planning to release unallocated resources under the FCV Envelope in early Q2 and closely follow developments in those countries that may not be able to use the totality of resources (including Afghanistan). Any reallocations of PBA resources will be subject to internal review and will follow the existing inter- and intra- regional reallocations rules.

D. IDA19 Window²⁷ Implementation

63. The IDA19 windows continue to deliver on key IDA19 priorities in response to strong demand. Window utilization in the first year of IDA19 has been robust. Commitments through the IDA19 windows including the PSW reached \$5.9 billion by August 31, 2021, representing 40 percent of the total envelope available for windows over the two-year period.

²³ For further detail, see the accompanying IDA19 MTR paper on Operationalization of FCV Envelope.

²⁴ Unused FCV Envelope resources (including unallocated funds reserved for inactive countries) are allocated through inter regional reallocations within the country allocations. To provide sufficient time, the release of the funding will be implemented in early Q2 of FY22.

²⁵ The reduction is 10 or 20 percent, depending on the risk of debt distress: countries with a LIC DSA at moderate risk of debt distress and countries with a MAC-DSA where management assesses risks to be significant will have a 10 percent reduction in their country allocations; countries with a LIC DSA at high risk of debt distress will have a 20 percent reduction.

²⁶ Based on the IDA19 reference exchange rate.

²⁷ See implementation arrangements for different windows as discussed in *IDA19: Additions to IDA Resources: Nineteenth Replenishment, Ten Years to 2030: Growth, People, Resilience*

64. **The Crisis Response Window (CRW) has been used as a vehicle to support IDA countries to respond to a range of crises.** As of August 31, 2021, CRW resources of around \$1.1 billion have been allocated. This includes \$400 million in Early Response Financing (ERF) resources to address rising food insecurity in *Ethiopia, Central Africa Republic, Democratic Republic of Congo, Haiti, Madagascar, Somalia, South Sudan, and the Republic of Yemen*, \$325 million to respond to various crisis such as economic shocks and cyclones/floods in *Cabo Verde, Fiji, Niger, Tonga and the Republic of Yemen*, \$148 million of IDA19 CRW net resources allocated through the Fast Track COVID-19 Facility (FTCF),²⁸ as well as \$228 million to the two IDA19 graduates, *Moldova and Mongolia*.²⁹ Through the FTCF, IDA19 CRW resources were used to support IDA countries to prevent, detect and respond to COVID-19 and strengthen national public health preparedness systems to anticipate and address future outbreaks. Further, discussions are underway on potential CRW support for other crises such as economic shocks and food insecurity. Looking ahead, a further \$300–400 million of additional demand could materialize over the coming few months based on ongoing discussion of current crises.

65. **The Regional Window is promoting regional solutions to some of the most pressing development challenges spanning multiple countries.** Eighteen operations have been approved, for \$2.5 billion as of August 31, 2021. This includes the first budget support operation using Regional Window funds to six West African countries, three of which are FCS, to sustainably increase regional electricity trade and displace imported oil-based fuels with renewable resources, with spillover effects expected across the Economic Community of West African States (ECOWAS). The window also supported investments in quality infrastructure, economic corridors, and community-based stabilization projects in the *Sahel*. In ECA, the window supported the *Central Asia Regional Links Program* with an additional investment in *Tajikistan* to increase cross-border connectivity through roads and trade, revitalizing historically active economic exchanges along the Silk Route. In SAR, the window is supporting *Pakistan* to contain its locust outbreak, thanks to the RW single-country exception, while helping to strengthen the national food security system and restore livelihoods of affected populations.³⁰ This work builds on the valuable experience from the IDA18 *Emergency Locust Response Program MPA* against the locust outbreak in the *Horn of Africa*, which supported *Ethiopia, Djibouti, Kenya and Uganda* and is now planning to expand to *South Sudan*. Demand for the Regional Window remains high, particularly in Africa (both AFE and AFW) and ECA, with an indicative pipeline of more than \$3.7 billion for the rest of FY22. FY22 pipeline projects include additional investments in transport corridors and in regional energy transmission, both in the *Sahel* and in the *Horn of Africa*, regional disease surveillance and pandemic preparedness in *West Africa*, food system resilience programs, also in

²⁸ It also bears noting that the CRW has already provided approximately \$1 billion in IDA18 — when COVID-19 became a pandemic — to support countries through the FTCF. Moreover, the CRW is generally used as a ‘last resort’ vehicle for crisis response, with the exception of its ERF modality. There have been no requests for ERF support for disease outbreaks to date, in part because the ERF only came into effect in July 2020 when COVID-19 had already reached pandemic proportions and was no longer at early response stage

²⁹ See World Bank. 2021. “Adjustments to IDA19.” June 8, 2021; World Bank. 2020. “Update on IDA Contribution to COVID-19 Pandemic Response.” April 24, 2020.

³⁰ As per IDA policy, the Regional Window may finance a project located in a single country where the operation clearly demonstrates potential for significant regional impacts or potential for supporting global public goods (or mitigating negative ‘bads’)

West Africa, landscape restoration projects in *Central Asia*, support to the statistics reform and blue economy in the *Caribbean*, and regional aviation initiatives in the *Pacific*.

66. **The WHR has delivered support to some of the most vulnerable people in IDA countries.** As of August 31, 2021, eleven operations totaling around \$629 million have been approved across three regions (AFE, AFW, and MNA) for seven countries (Burundi, Chad, Djibouti, the Democratic Republic of Congo, Ethiopia, Rwanda and Uganda). The resources have been used for operations such as the *Democratic Republic of Congo: Third Additional Financing for The Eastern Recovery Project* which will expand social safety nets in refugee hosting areas. The program will also contribute to preventing a reversal of the still-fragile progress made in human development in recent years, while providing much-needed emergency support to refugees and host communities negatively affected by the COVID-19 pandemic. The *Djibouti Integrated Slum Upgrading Project Additional Financing* will support the implementation of the 2017 National Refugee Law and focus on investments in slums and refugee villages, reaching nearly 80 percent of refugees in the country. FY22 demand for the WHR is relatively strong, particularly in the Africa region, with indicative pipeline of about \$680 million.

67. **The Scale-Up Window (SUW) provides support to transformational operations, with approximately 45 percent of its resources being committed to date.** Fourteen operations have been approved, with commitments at \$1.4 billion as of August 31, 2021. The utilization was slow till the end of Q3 FY21 due to the fact that the SUW follows a pre-concept endorsement process. The projects proposed for SUW funding take on more transformational and complex activities that take longer to prepare which also adds to the slow utilization rate. However, nine operations have been committed in the past six months with a strong pipeline ahead. Two Investment Project Financing (IPF) operations have been fully financed by the SUW, including a \$140 million project in *Madagascar* to support the digital economy and a \$120 million project in *Bangladesh* to support climate-smart agriculture and water management. The SUW has also provided \$70 million for a \$175 million transport connectivity project in *Niger* and \$29 million for a \$59 million electricity sector project in *Liberia*. In addition, an ambitious \$500 million DPO in *Uzbekistan* received \$85 million from SUW to support reforms that will increase efficiency, sustainability, and transparency of resource allocation in the economy, while enhancing economic inclusion and social resilience.

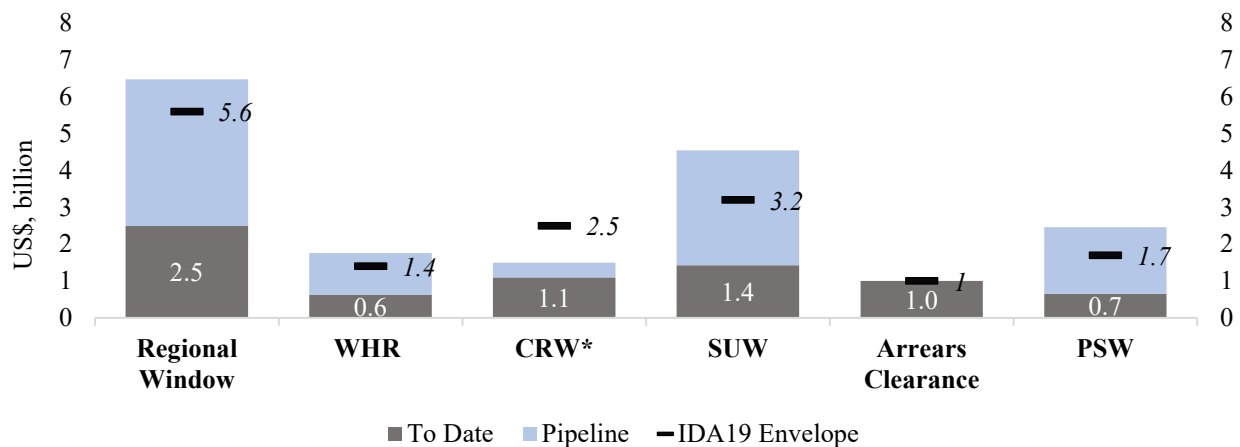
68. **The PSW is mobilizing private investments in the poorest and most fragile IDA markets by removing participation constraints from IFC and MIGA's supported investments and guarantees, hence allowing investments to happen.** Under IDA19, \$658 million in PSW resources have been committed in support of 26 operations, 14 of which are in IDA FCS (as of August 31, 2021). These commitments have helped mobilize an estimated \$3.5 billion in private sector project financing, including around \$1.1 billion from IFC and MIGA's own resources. This means that every dollar from the IDA19 PSW has leveraged more than \$5 in private investment. Examples of projects include the *Base of the Pyramid Facility*, entailing an \$80 million allocation as a pooled first-loss guarantee in support of IFC's senior loans to micro, small and medium size enterprises (MSMEs) and low-income households across PSW eligible countries. In another example, an \$8 million commitment backing up MIGA guarantees supporting the provision of renewable energy and logistical services to power cellphone towers in *Sierra Leone* and *Liberia*.

IV. PROPOSED REALLOCATIONS

69. **Maximizing the use of IDA19 window resources is critical in FY22.** As described above, IDA19 implementation to date demonstrates IDA's effective model for delivering target financing at scale. Demand for the resources remains high and, as detailed in this report, efforts are underway to ensure that IDA19 window operations under the truncated cycle maximizes impact where it is needed the most. The objective is to ensure that the available resources effectively address country demand, while maintaining the IDA19's strategic directions and policy commitments.

70. **Due to uncertainties and heightened demand for IDA windows, management proposes to maintain the size of IDA windows at their current level.** Management will monitor the total IDA19 resource utilization closely with a view of utilizing all the allocated resources by the end of the IDA19 cycle. Management's assessment of the demand for each window (analysis shown in figure 4.1) informs that most of the windows have a very healthy pipeline and are either oversubscribed or on track to utilize their entire allocated amount. The below section discusses demands and potential areas of reallocations and flexibility to address the heightened demand for windows.

Figure 4. 1. IDA19 Windows: Commitments, Pipeline and Envelope²⁷



Source: World Bank data.

Note: *CRW pipeline is uncertain and not developed due to uncertain nature of crisis occurrence and the resources are allocated when eligible crises arise

71. **Management proposes to maintain the Regional Window size at \$5.6 billion and increase the share of Africa region from 75 to 80 percent.** The Regional Window, which remains an important element of IDA's financing toolkit to support countries build back better, continues to have strong demand. Due to the shortening of the IDA19 cycle, the size of the Regional Window was previously revised from \$7.6 billion over three years to \$5.6 billion over two years. With IDA19 utilization at \$2.5 billion and a healthy pipeline for the rest of FY22, full utilization of the Regional Window is expected by end of the IDA cycle. Demand is particularly strong in AFE, AFW, and ECA, all of which, could absorb even more resources. Commitments in EAP, SAR, and LCR have increased proportionally compared to IDA18, but none of these regions

are expected to use all of their Regional Window allocations, which could then be used in regions with excess demand, including for projects in FCV areas like Sahel, Lake Chad and Horn of Africa. As such, Management proposes to keep the size of the IDA19 Regional Window at \$5.6 billion. Due to the increased demand and the homogeneity of projects in Africa regions, Management also requests that the share of Regional Window resources allocated to the two Africa Regions be readjusted from 75 up to 80 percent based on their demand for the rest of IDA19. Even with this increase, the financing from the Regional Window for the two Africa regions would still be lower than 75 percent of the initial size of the window (\$7.6 billion) at the beginning of IDA19.

72. Management proposes to maintain the size of SUW, PSW, WHR, and CRW at the current level.

- a. **Scale Up Window (\$3.2 billion):** After a slow start in FY21, commitments have picked up in FY22 and the demand for SUW resources has strengthened. This strong demand for SUW is likely to continue on to the next IDA cycle. Current demand exceeds remaining IDA19 SUW resources as seen through the strong pipeline of operations across the regions particularly in AFW, AFE, and SAR focused on areas such as jobs, economic transformation, and recovery, MSMEs, agricultural transformation and value-chain modernization, access to electricity, urban transport, and low-carbon development. Management projects that IDA19 SUW will be fully utilized driven by the strong utilization to date and the robust pipeline developed across the regions.
- b. **Private Sector Window (\$1.7 billion):** Learning from IDA18, the utilization of PSW in the first year of IDA19 has ramped up quite significantly in comparison to IDA18. The PSW has been increasingly able to support more programmatic approaches. Building on the lessons learned and results achieved in the first year, the implementation is expected to maintain momentum in FY22. Based on the current pipeline of nearly \$1.8 billion for FY22, Management proposes to maintain the size of the window at the current \$1.7 billion.
- c. **Window for Host Communities and Refugees (\$1.4 billion):** Overall demand for the WHR has picked up and remains robust. WHR financing and the accompanying dialogue have been instrumental in supporting countries' development responses to refugee management. Furthering the already approved operations of \$629 million, the pipeline for the remainder of IDA19 includes operations requiring financing in the range of about \$680 million, including for potential new entrants like Sudan and Kenya that are currently at an advanced stage of finalizing their eligibility. In addition, there is also a possibility for extending support to additional operations in countries that may host a large number of refugees from Afghanistan. The WHR is therefore expected to fully utilize the IDA19 allocation of \$1.4 billion.
- d. **Crisis Response Window (\$2.5 billion):** As of August 31, 2021, \$1.1 billion of CRW resources have been allocated. Looking ahead, a further \$300-400 million of additional demand could materialize over the coming few months based on ongoing discussion of current crises. However, due the uncertainty in future demand for CRW resources,

management proposes to maintain the size of the window at the current level of \$2.5 billion at this time.

73. Following the previous practice in IDA18, Management seeks flexibility to manage CRW resources by reallocating resources in response to actual demand over the remaining months of IDA19. The inherent challenges of predicting the occurrence and severity of crises, as well as the quantum of crisis response financing needed, call for some flexibility. Management is therefore seeking prior authorization to redirect resources from the CRW that may remain underutilized by February 28, 2022 to the PBA. If there is a need for reallocations toward CRW due to unanticipated large crisis, these will be presented for consultation with Participants for their endorsement at the Spring Meetings in FY22.

74. In addition to the above, Management is also seeking endorsement to flexibly manage IDA19 resources by reallocating further resources up to \$150 million per window, except CRW,³¹ to PBA, in response to actual demand over the remainder of IDA19. IDA19 has been particularly difficult due to the ongoing COVID-19 crisis which has led to changing priorities of countries at different times, depending on the crisis. The evolving situations in Myanmar and Afghanistan have just made the situation more challenging. Management is therefore seeking prior authorization to redirect resources from the IDA windows that remain underutilized (up to \$150 million per window) in the remainder of IDA19 to the PBA, which would allow a more proactive management and effective use of IDA19 resources.

75. Furthermore, Management is proposing to reallocate the SDFP-related set-asides amounts in FY22 based on country demand for additional resources, instead of redistributing them to all IDA countries. In FY21, four countries did not satisfactorily implement their FY21 PPAs, resulting in set-asides of SDR151.7 million (or approximately \$209.8 million) in FY22. The recent paper on the adjustments of the set-aside mechanism endorsed by IDA Partners in April 2021 indicates that the set-asides from a country's allocation in FY22, as the final year of the IDA19 replenishment cycle, would be added to the general Country Allocation resources and redistributed to all active countries to use all resources in IDA19 replenishment period.³² However, given the heightened needs of IDA countries and to effectively allocate and utilize resources where they are needed the most, Management proposes to reallocate resources to a smaller set of countries with the highest unmet demand and according to project readiness, while ensuring that no reallocations will be channeled to the countries facing set-asides. This approach, which is different from the approach endorsed in April 2021, will only be a temporary measure for this year as the last year of IDA19.

76. Management will continue to closely monitor window utilization and update IDA Participants for the remainder of FY22. The heightened uncertainties surrounding COVID-19 will affect the FY22 window pipeline in ways that are difficult to fully foresee. If, beyond this flexibility, there is a need for additional reallocations, these will be presented for consultation with Participants and their endorsement at the Spring Meetings in FY22, followed by approval by

³¹ Due to the crisis driven nature of CRW, Management is seeking a different flexibility for CRW as per paragraph 73

³² For details, please see paragraph 13 of the recent "*IDA's SDFP: Proposed Adjustments of the Set-Aside Mechanism Paper*" endorsed by IDA Deputies in April 2021.

IDA's Executive Directors. Management is committed to updating IDA Participants and IDA's Executive Directors with implementation progress during the 2022 Spring Meetings and with the final allocations of the windows through the annual update on IDA allocations after completion of IDA19.

V. RECOMMENDATIONS

77. Management submits for endorsement the following proposals to ensure effective IDA19 implementation:

- a. Participants are asked to endorse that the share of the Regional Window resources to two Africa regions (combined AFE and AFW) is increased from 75 percent to up to 80 percent as outlined in paragraph 71.
- b. Participants are asked to endorse the flexible management of unutilized CRW resources by the end of February 2022, to allow for the redirection toward the PBA to support IDA countries' efforts to recover from COVID-19 crisis and build back better, as outlined in paragraph 73.
- c. Participants are asked to endorse the release of unused resources from windows, other than CRW,³³ of up to \$150 million per window, to PBA in the remaining FY22 as outlined in paragraph 74.
- d. Participants are asked to endorse the reallocation of the FY22 set-asides of SDR 151.7 million through inter-regional reallocations under the PBA as outlined in paragraph 75.

³³ Due to the crisis driven nature of CRW, a separate flexibility is being requested to manage CRW resources as per recommendation b).

Annex 1. IDA19 Policy Commitments and Revised Targets
(as of August 31, 2021)

JOBS AND ECONOMIC TRANSFORMATION		
Policy Commitment	Target (as adjusted/endorsed April 2021)	Status
1. The World Bank Group (WBG) will undertake interventions in 10-15 countries to help them address bottlenecks in sectors with high potential for private-sector led job creation and economic transformation, which will be country specific and could include sectors such as agribusiness, manufacturing, and others. Proposed WBG actions will be grounded in diagnostics, such as the Country Private Sector Diagnostics findings and jobs diagnostics and selected in agreement with country authorities.	10-15	Status: On track. Countries (with interventions) (10): Burkina Faso, Ethiopia, Ghana, Kenya, Nepal, Liberia, Rwanda, Côte d'Ivoire, Senegal, Mozambique.
2. At least 66 percent of agriculture and agribusiness projects in IDA countries include support for participation in value chains with high potential for growth and jobs creation, through connecting producers to markets, technical assistance for meeting international standards and regulations, adoption of modern technology, supporting logistics and reducing trade costs.	58 percent	Status: On track. Delivery (by end of FY21): 59 percent Delivery (expected by end of IDA19): 58.3 percent Countries (delivered) (6): Bangladesh, Afghanistan, Cameroon, Ethiopia, Guinea, Nepal. Countries (baseline) (7): Benin, Burkina Faso, Myanmar, Nigeria, Papua New Guinea, Senegal, Uzbekistan. Countries (expected to be delivered) (14): Côte d'Ivoire, South Sudan, Solomon Islands, Liberia, Mozambique, Bangladesh, Uzbekistan, Honduras, Tajikistan, Democratic Republic of Congo, Mauritania, The Gambia, Rwanda, Afghanistan.
3. IDA will support at least 15 IDA countries to develop their primary and secondary cities through an integrated package of support to deliver sustainable, inclusive and productive cities with a focus on JET, including through climate-smart development, strengthening urban land management, and development of enabling infrastructure for job creation.	15	Status: additional progress needed to meet target. 8 projects already approved and/or under implementation in 7 countries: Rwanda, Mozambique, Mauritania, Nepal, Djibouti, Democratic Republic of Congo, and Sierra Leone

JOBS AND ECONOMIC TRANSFORMATION		
Policy Commitment	Target (as adjusted/endorsed April 2021)	Status
		6 countries in the pipeline: Tanzania, Mozambique (will not count toward target because it's the third operation in the same country), Uganda, Mali, Bangladesh, and Pakistan Status: On track.
4. IDA will support 10 IDA countries in the development and modernization of regional infrastructure (e.g., power, transportation) and cross-border policy reforms with high potential for export promotion, increased productivity, and labor mobility.	10	Countries (supported) (5): Rwanda, Mozambique, Mauritania, Nepal, Djibouti. Countries (expected to be supported) (12): Tanzania, Sierra Leone, Pakistan, Democratic Republic of Congo, Liberia, Tanzania, Mali, Pakistan, Togo, Burkina Faso, Niger, Malawi.
5. To help close the digital infrastructure gap, IDA will support 25 IDA countries to double their broadband penetration (16 on the African continent), including eight in landlocked countries, by 2023.	18	Status: Additional progress needed to meet target. Countries (delivered) (7): Cabo Verde, Haïti, Niger, Ethiopia, Tanzania, Togo, Uganda. Countries (expected by end of IDA19) (10): Burundi, Cameroon, Djibouti, Ghana, Kenya, Mali, Pakistan, Marshall Islands, Rwanda, Senegal.
6. The International Finance Corporation (IFC) will aim to increase the share of its commitments in FCS-IDA17 & LIC-IDA17 countries, ¹ reaching 10-15 percent of its own-account commitments on average during the IDA19 cycle. Such commitment is conditional on the approval of the IFC's resolutions for the capital increase and on having a significant portion of the new shares offered to shareholders being subscribed to.	10-15 percent	Status: On track. Commitments (first year of IDA19): 8%. Commitments (expected): 10.5% (based on the FY22 Corporate Scorecard). Average of FY21-22: 9.45%.
7. 50 percent of entrepreneurship and Micro, Small and Medium Enterprises (MSME) projects will incorporate digital financial services and/or digital entrepreneurship elements – and ensure they address particular constraints facing women and people with disabilities.	50 percent	Status: On track. Percentage of MSMEs: 57%

¹ LIC-IDA17: Countries that are classified as low-income countries (LIC) as of July 1, 2016 (GNI per capita ≤ \$1,025 in 2015). FCS-IDA17: The subset of IDA17-eligible countries that are also on the FY19 FCS list. See Annex 4 of IFC Strategy and Business Outlook Update (FY20-FY22) for more details.

JOBS AND ECONOMIC TRANSFORMATION		
Policy Commitment	Target (as adjusted/endorsed April 2021)	Status
		<p>Countries (delivered) (8): Cabo Verde, Ghana, Mozambique, Nepal, Somalia, Ethiopia, Malawi, Eastern Africa.</p> <p>Countries (expected by end IDA19) (13): Rwanda, Cameroon, Marshall Islands, Uzbekistan, Tajikistan, Côte d'Ivoire, Kenya, Nepal, Sudan, Uganda, Lesotho, Liberia, Central African Republic.</p>
8. IDA will support at least 15 IDA countries, including at least 12 of those among the 30 with the lowest Human Capital Index (HCI), with programs or policies to improve skills and employability toward more and higher-quality jobs, considering the differential constraints facing young women and men, and people with disabilities.	10 (including 8 of those among the 30 with lowest HCI scores)	<p>Status: On track.</p> <p>Countries (supported) (12): Benin, Burundi, Cameroon, Ethiopia, Liberia, Malawi, Mauritania, Nigeria, Pakistan, Sierra Leone, Tanzania, Republic of Yemen.</p> <p>Countries (potential additional) (17): Pakistan, Côte d'Ivoire, Niger, Liberia, Nigeria, Sierra Leone, Democratic Republic of Congo, Burkina Faso, Rwanda, Madagascar, Uganda, Ethiopia, Papua New Guinea; Pakistan, Afghanistan, Cameroon, Malawi.</p>
9. IDA will embed a JET focus in all IDA country programs and the design of operations as appropriate, informed by diagnostics such as Systematic Country Diagnostics (SCDs) and CPSDs, and reflected in all new IDA Country Partnership Frameworks (CPFs) and Performance and Learning Reviews (PLRs), including enhanced use of JET results indicators. Where relevant, IDA country programs and design of operations will be informed by migration diagnostics.	100 percent	<p>Status: On track.</p> <p>CPFs in IDA19 which include a JET focus: 100%.</p> <p>Countries (18): Cabo Verde, Timor Leste, Democratic Republic of Congo, Senegal, Myanmar, Sierra Leone, Comoros, Central African Republic, Rwanda, Nigeria, Bhutan, Fiji, Malawi, Indonesia, Mongolia, Jordan, Moldova, Uganda.</p>
10. Under country government leadership, IDA will actively participate in country platforms to collaborate and coordinate with partners and stakeholders (including Multilateral Development Banks, development finance institutions, bilaterals, and the private sector, etc.) in at least 10 IDA countries toward developing a coherent vision, and a set of actions for JET, and mobilization of private finance.	10	<p>Status: On track.</p> <p>Countries (advancing on country platforms) (7): Uzbekistan, Kenya, Ethiopia, Pakistan, Afghanistan, Yemen, Haiti.</p> <p>In addition to country platforms, an active role has been played in promoting regional integration and cooperation in the Horn of Africa since 2019. In that context, the World Bank along with African Development Bank and European</p>

JOBS AND ECONOMIC TRANSFORMATION

Policy Commitment	Target (as adjusted/endorsed April 2021)	Status
		Union has been supporting the Horn of Africa Initiative, a country-led process involving five countries including Djibouti, Ethiopia, Kenya, Somalia and Sudan to agree and implement a set of regional investment and policy priorities for deepening integration.
11. All SCDs of IDA countries at moderate or high risk of debt distress will address the country's approach for sustainably financing its development.	100	Status: On track.
12. IDA will conduct 20 pilots in 'economic transformation IDA projects' to estimate indirect and/or induced jobs. The IFC will track direct jobs and estimates of indirect jobs associated with all IFC Private Sector Window investments. Where feasible, jobs reporting will be disaggregated by the poorest quintile, gender, FCS, disability, and youth.	20	Status: On track. Countries (pilot estimations which have been delivered) (14): Rwanda, Uzbekistan, Cambodia, Bangladesh, Kiribati, Uganda, Tonga, Kenya, Mozambique, Ghana, Ethiopia, Madagascar, Malawi, South Sudan, Tajikistan, Uzbekistan, Haiti. Additional expected pilot estimations: 7.
13. IDA will work with regional institutions on capacity building and skills in addition to establishing strategic partnerships with at least three Regional Economic Communities to promote regional markets and develop regional value chains.	3	Status: On track. Collaboration is underway with 3 Regional Economic Communities.

GENDER AND DEVELOPMENT

Policy Commitment	Target	Status
1. IDA19 financing operations will support women's empowerment, including through increased access to quality reproductive, adolescent, and primary health care in at least 15 of the 30 countries with the lowest HCI.	10	Status: On track. Countries (approved) (7): Burundi, Central African Republic, Lesotho, Rwanda, Uganda, Republic of Yemen, Chad. Countries (pipeline) (3): Niger, Sierra Leone, Pakistan.
2. At least 60 percent of IDA19 financing operations for digital skills development will support women's access to higher productivity jobs, including online work.	50 percent	Status: On track.

GENDER AND DEVELOPMENT

Policy Commitment	Target	Status
		<p>Projected number of digital development financing operations under IDA19: 50 percent.</p> <p>Digital development IDA19 projects contributing: 11</p> <p>Countries (approved) (6): Tanzania, Uganda, Haïti, Cabo Verde, Ethiopia, Niger.</p> <p>Countries (expected for IDA19) (5): Marshall Islands, Pakistan, Cameroon, Djibouti, Rwanda.</p>
<p>3. At least 30 percent of IDA19 infrastructure operations (transport, energy, and water) will include actions to create employment opportunities for women in medium and high skilled jobs in these sectors.</p>	<p>30 percent</p>	<p>Status: On track.</p> <p>Infrastructure projects that comply: 59% across all 3 sectors.</p> <p>Water (FY21): 80% of relevant water operations.</p> <p>Water (expected for FY22): 40-45%.</p> <p>Transport (FY21): 36% of relevant transport operations</p> <p>Transport (FY22): 30% or more.</p> <p>Energy (FY21): 64%.</p> <p>Countries (compliant projects) (5): Bangladesh, Afghanistan, Central African Republic, Micronesia, Burkina Faso.</p>
<p>4. All IDA19 financing operations for Digital Development will support women’s increased access to and usage of digital services.</p>	<p>100 percent</p>	<p>Status: On track.</p> <p>Projected number of Digital Development delivery of operations under IDA19: 22 (7 approved). All (100%) are expected to contribute to this policy commitment.</p> <p>Countries (approved) (7): Cabo Verde, Haïti, Niger, Ethiopia, Tanzania, Togo, Uganda.</p> <p>Countries (expected for IDA19) (15): Burkina, Faso, Burundi, Cameroon, Djibouti, Ghana, Kenya, Kiribati, Mali,</p>

GENDER AND DEVELOPMENT		
Policy Commitment	Target	Status
		Pakistan, Marshall Islands, Rwanda, Senegal, São Tomé and Príncipe, Tajikistan, Uzbekistan.
5. At least 50 percent of IDA19 operations with land activities in (i) land administration, (ii) post-disaster reconstruction and resilient recovery, and (iii) urban development will include specific actions to strengthen women’s land rights.	50 percent	Status: On track. Operations in compliance: 75% Countries: Kenya, Mozambique, Democratic Republic of Congo, Senegal, Sierra Leone. Countries (considered for FY22) (4): Tanzania, Burkina Faso, Lao Peoples Democratic Republic, Pakistan.
6. Support at least five IDA countries to invest in GBV prevention and response, delivering safe, quality, inclusive health care and other services through health systems, and five countries to implement GBV prevention and response protocols as part of safe and inclusive schools.	5 health care operations + 5 education operations	Status: On track. 5 health care and 4 education operations launched by end-FY21. Countries (health care) (5): Uganda, Solomon Islands, Kenya, Burkina Faso, Zambia. Countries (education) (4): Mozambique, Nigeria, Cameroon, Sao Tome and Principe. FY22 pipeline: TBC

CLIMATE CHANGE		
Policy Commitment	Target	Status
1. IDA’s climate Co-Benefits share of total commitments will increase to at least 30 percent on average over FY21-23, and at least half of these Co-Benefits support adaptation actions.	30 percent	Status: On track. IDA FY21 climate Co-Benefits (year-to-date): 31% (with 61% of total climate finance for adaptation and 39% for climate mitigation). IDA FY22 climate Co-Benefits (projected FY22 year-end) are at 33% (or \$2.9 billion). ²

² Projected year-end climate Co-Benefits include all assessed IDA lending operations that are approved, as reflected in the Year-To-Date, and those in the pipeline programmed to be approved in FY22, regardless of FY probability, unless otherwise specified. Therefore, PYE is subject to change throughout the fiscal year.

CLIMATE CHANGE		
Policy Commitment	Target	Status
		Countries: All IDA countries/Operations.
2. All IDA operations with more than 20 percent of climate Co-Benefits will incorporate at least one climate-related results indicator to increase the focus on climate outcomes.	90 percent	<p>Status: On track.</p> <p>Compliance (FY21): 98 percent. Out of 298 IDA operations approved by the Board in FY21, 43.3 percent (or 129) have more than 20 percent Climate Co-Benefits.</p> <p>FCS: among the 109 IDA FCS operations approved by the Board in FY21, 42.2 percent (or 46) have more than 20 percent Climate Co-Benefits.</p> <p>FCS compliance with the climate indicators commitment: 97.5 percent.</p> <p>Countries/Operations (IDA operations with >20% Co-Benefits):</p> <p>101 approved IDA projects were required to meet this commitment, of which 99 operations were in compliance:</p> <ul style="list-style-type: none"> • Regional operations in IDA countries with climate indicators: 8 out of 8 approved • IDA-funded operations in recent IDA graduate countries with climate indicators: 3 out of 3 approved with two operations in India and one in Vietnam <p>IDA operations in IDA countries with climate indicators: 88 out of 90 approved Countries: Afghanistan, Bangladesh, Benin, Bhutan, Burkina Faso, Central African Republic, Chad, Comoros, Côte d’Ivoire, Democratic Republic of Congo, Djibouti, Ethiopia, Fiji, Ghana, Guinea, Guyana,</p>

CLIMATE CHANGE		
Policy Commitment	Target	Status
		Haiti, Honduras, Kenya, Kiribati, Lao PDR, Liberia, Madagascar, Maldives, Micronesia, Mozambique, Nepal, Nicaragua, Niger, Nigeria, Pakistan, Samoa, Senegal, Sierra Leone, Somalia, South Sudan, St. Lucia, St. Vincent and the Grenadines, Sudan, Tajikistan, Tanzania, Tonga, Uzbekistan, Republic of Yemen
3. Develop new resilience metrics designed to give increased incentives for more effective climate adaptation actions, including through enhanced disaster resilience of infrastructure developments, and pilot them in 20 IDA operations.	20	<p>Status: On track.</p> <p>The Resilience Rating System pilot has been launched in over 20 IDA19 projects in 6 regions (AFE, AFW, EAP, ECA, LCR, SAR) covering sectors in Sustainable Development (SD), Human Development (HD), and Infrastructure (INF). Of these pilots, 5 have already been concluded in FY21 (Afghanistan, Ghana, Lao PDR, Liberia, and Pakistan).</p> <p>Countries (Projects) (FY20) (3): Kosovo, Timor-Leste, Honduras.</p> <p>Countries (Projects) (FY21) (9): Somalia, Liberia, Western Africa, Ghana, Honduras, Myanmar, Lao, PDR Pakistan, Afghanistan.</p> <p>Countries (Projects) (FY22) (14): Burundi, Mozambique, Malawi, Tanzania, Guinea, Western Africa, Niger, The Gambia, Tonga, Uzbekistan, Central Asia, Grenada, Afghanistan, Bangladesh.</p>
4. Support at least 25 IDA countries to reduce the risks of climate shocks on poverty and human capital outcomes by supporting programs that incorporate Adaptive Social Protection (ASP) into national systems or reduce climate threats to health.	35	<p>Status: On track.</p> <p>Countries supported (FY21): 36.</p> <p>Continued delivery during FY22 will likely put the final number of countries supported in the range of 45.</p>

CLIMATE CHANGE		
Policy Commitment	Target	Status
		36 countries, 54 projects: Afghanistan, Bangladesh, Benin, Central African Republic, Chad, Comoros, Democratic Republic of Congo, Republic of Congo, Djibouti, Ethiopia, Fiji, the Gambia, Ghana, Guinea Bissau, Guyana, Haiti, Honduras, Kosovo, Lesotho, Liberia, Madagascar, Mauritania, Nicaragua, Niger, Nigeria, Zambia, Pakistan, Rwanda, Senegal, Solomon Islands, Somalia, Sudan, Tajikistan, Togo, Republic of Yemen.
5. Support at least 15 IDA countries to systematically implement and update national climate-related action plans including Nationally Determined Contributions (NDCs), in cooperation with the NDC Partnership; for all IDA countries where appropriate, set climate-related or NDC-based objectives and/or results indicators in the CPFs.	15/ 100 percent	<p>Status: On track.</p> <p>NDC: Grants supporting 20 operations in 21 IDA countries on NDC updating and implementation are currently in progress and are expected to close by end-FY22.</p> <p>CPF: 100% compliance achieved for FY21 and expected for FY22. All Board-presented CPFs in IDA19 period to date have included a climate-related or NDC-based objective and/or results indicator.</p> <p>Countries (21): Benin, Burkina Faso, Cambodia, Republic of Congo, Dominica, Ethiopia, Grenada, Guinea, Lao PDR, Marshall Islands, Mongolia, Mozambique, Nepal, Niger, Rwanda, St. Lucia, Tajikistan, St. Vincent and the Grenadines, Uganda, Zambia, Zimbabwe.</p> <p>Countries (CPF) (7): Rwanda, Comoros, Central African Republic, Nigeria (Blend), Bhutan, Fiji (Blend), Malawi.</p>
6. Support at least 15 IDA countries to implement and/or update their National Biodiversity Strategies and Action Plans (NBSAPs) covering terrestrial and marine biodiversity or similar national action plans through new IDA-supported activities during IDA19.	15	<p>Status: Additional progress needed to meet target.</p> <p>5 projects covering 5 countries have been approved: Burundi, Ethiopia, Guinea, Laos PDR, and Madagascar.</p> <p>10 pipeline projects are under preparation and scheduled for delivery by end of IDA19.</p>

CLIMATE CHANGE		
Policy Commitment	Target	Status
7. Facilitate further penetration of renewable energy in IDA countries in the context of energy access, affordability and security, by mobilizing concessional climate finance and public and private investments for five gigawatt hours (GWh) of battery storage, and providing direct, indirect, and enabling policy support for generation, integration, and for enabling infrastructure for at least ten gigawatts (GW) of renewable energy in IDA countries. This support would cover all kinds of on-grid, off-grid and distributed renewable energy.	2GWh/5GW	Status: On track. INF Practice Group is reviewing the FY22 pipeline together with the Regional Directors to ascertain what will be the most precise estimate of delivery.

FRAGILITY, CONFLICT AND VIOLENCE		
Policy Commitment	Target	Status
1. All CPFs, Country Engagement Notes (CENs) and PLRs in IDA FCS will outline how the WBG program, in collaboration with relevant partners, addresses FCV drivers and sources of resilience, based on diagnostics such as Risk and Resilience Assessments (RRAs) or other FCV assessments. Each RRA/fragility assessment will analyze FCV drivers and sources of resilience and contain operationally relevant recommendations.	100 percent	Status: On track. RRAs were completed prior to the approval of all IDA FCS CPFs/CENs in FY21. Countries: CENs - South Sudan, Sudan, CPFs - Comoros, Nigeria, Central African Republic The first qualitative review is ongoing and will cover all CPFs/CENs finalized during FY21.
2. Develop and implement at least three regional programs (including in the Sahel, Lake Chad region, and the Horn of Africa), which are informed by regional RRAs and focus on mitigating key fragility and security risks to promote engagement at the security-development nexus.	3	Status: On track. Sahel RRA is finalized and is informing preparation of operations in the region. RRAs for the Horn of Africa and Lake Chad are ongoing and are expected to be completed by October 2021. The pipeline of regional programs in Africa for FY22 is prioritizing operations in the 3 sub-regions.

FRAGILITY, CONFLICT AND VIOLENCE

Policy Commitment	Target	Status
3. At least 20 IDA FCS country portfolios will support improvements in social sector service delivery (i.e., health, education and social protection), with a focus on addressing the differential constraints faced by men and women, boys and girls, and by people with disabilities.	10	<p>Status: On track.</p> <p>Countries (target met) (9 countries + 2 GPE financed countries): Afghanistan, Burkina Faso, Burundi, Ethiopia, the Gambia, Haiti, Liberia, Marshall Islands, Mozambique, Nigeria, Somalia.</p>
4. By the IDA19 Mid-Term Review, conduct a systematic review of refugee policy and institutional environments in countries eligible for the Window for Host Communities and Refugees since their initial eligibility, to inform further support for the creation of socio-economic development opportunities for refugee and host communities in these countries.		<p>Status: On track.</p> <p>A systematic review of refugee policy has been conducted by the WBG, in close cooperation and partnership with UNHCR, and is based on the Refugee Policy Review Framework (RPRF). The review of policy changes covers all Refugee Sub-Window/WHR eligible countries from initial eligibility in IDA18.</p>
5. Support building client capacity in 50 percent of IDA FCS countries to use field-appropriate digital tools for collection and analysis of geo-tagged data; and apply this technology to enhance project implementation and coordination.	33 percent (11)	<p>Status: On track.</p> <p>FCS countries that met target, incorporating the Geo-Enabling initiative for Monitoring and Supervision (GEMS) (end of FY21) (9): Afghanistan, Cameroon, Central African Republic, Democratic Republic of Congo, Haiti, Mali, Niger, Nigeria, Haiti.</p>
6. Operationalize the FCV Envelope to provide enhanced and tailored support to IDA FCS. Also, IDA will deploy at least 150 more GE+ staff, including extended term consultants, to IDA FCS locations and nearby locations to serve IDA FCS.	100	<p>Status: On track.</p> <p>FCV Envelope has been operationalized and in FY21 provided \$2.3 billion as PBA top-ups to nine eligible countries.</p> <p>Allocated funds for these nine eligible countries are projected to be \$4.1 billion during IDA19. Additional countries are expected to gain eligibility during FY22.</p> <p>As of the end of June 2021, there were 696 World Bank GE+ Open/Term/ETC staff working in IDA FCS and nearby locations (staff who dedicate most of their work program on</p>

FRAGILITY, CONFLICT AND VIOLENCE		
Policy Commitment	Target	Status
		IDA FCS) against a baseline of 650; that is, a net footprint increase of 46 staff.

GOVERNANCE AND INSTITUTIONS		
Policy Commitment	Target	Status
1. Support at least 25 IDA countries to implement an integrated and programmatic approach to enhance debt transparency through increased coverage of public debt in Debt Sustainability Analysis and/or supporting debt transparency reforms, including requirements for debt reporting to increase transparency. ³	25	Status: On track. Countries (FY21 preliminary) (15): Bhutan, Burkina Faso, Cameroon, Ghana, Grenada, Kosovo, Lao PDR, Lesotho, Liberia, Malawi, Mauritania, Mozambique, Niger, Tajikistan, Togo.
2. Support at least 25 IDA countries to bolster fiscal risk assessments and debt management capacity through a scale-up of fiscal risks monitoring and/or implementation of debt management strategies. ⁴	25	Status: On track. Countries (FY21 preliminary) (16): Benin, Bhutan, Côte d'Ivoire, Ghana, Honduras, Kenya, Kosovo, Kyrgyz Republic, Maldives, Niger, Tajikistan, Togo, Papua New Guinea, Rwanda, Senegal.
3. Support the implementation of country programs which support the efforts of those IDA countries with tax revenues persistently below 15 percent of GDP to achieve an unweighted average increase in tax-to-GDP ratios of one percentage point over the three-year IDA cycle, as part of collective efforts with partners.	32	Status: additional progress needed to meet target. 28 activities are ongoing or in the pipeline. Due to the economic impact of COVID-19, tax-to-GDP ratios have dropped in IDA countries. Moreover, updates to the underlying Tax/GDP data, the possibility of dropped/canceled projects, and the shortening of the IDA19 timeframe could mean that the target will not be met fully by June 2022.
4. Support at least 20 countries to identify the governance constraints to the development, financing, and delivery of quality infrastructure investments, with particular attention to	20	Status of first part of policy commitment: On track

³ Support to this commitment will draw from a suite of instruments, including lending operations, diagnostics, and technical assistance.

⁴ The actions under Policy Commitments 1 and 2 will focus mainly on moderate and high-risk countries, consistent with the focus of the SDFP. These actions could also help prevent deterioration in the risk of debt distress, including sharp (or rapid) deteriorations from low to high risk as observed in some cases.

GOVERNANCE AND INSTITUTIONS

Policy Commitment	Target	Status
<p>project preparation, procurement, environmental and social considerations, and integrity, to inform the adoption of policies and/or regulations for enhanced infrastructure governance in a majority of these.⁵</p>		<p>20 assessments (either InfraSAPs or standalone Infrastructure Governance Assessments) expected to be completed by FY22.</p> <p>Status of second part of policy commitment: Lagging (as discussed with Deputies in April 2021)</p> <p>Teams have lost a year of follow-up dialogue and will continue the dialogue in IDA20 to strengthen INF governance.⁶</p> <p>Countries (21): Afghanistan, Bangladesh, Burkina Faso, Cambodia, Chad, Democratic Republic of Congo, Djibouti, the Gambia, Honduras, Kosovo, Kyrgyz Republic, Liberia, Maldives, Mali, Niger, Pakistan, Papua New Guinea, Tajikistan, Tanzania, Uzbekistan, Zimbabwe.</p>
<p>5. Support at least 15 IDA countries with the lowest HCI to improve sustainability of human capital financing, including a focus on reaching universal health coverage and good learning outcomes for all, through: (i) improving the efficiency of public expenditures, and (ii) more effectively aligning expenditures with domestic financing and external resources in a sustainable manner.</p>	<p>15</p>	<p>Status: On track.</p> <p>Countries (Approved FY21) (11): Mauritania, Niger, Rwanda, Uganda, Central African Republic, Comoros, Cameroon, Liberia, Malawi, Mali, Pakistan.</p> <p>Countries (expected for IDA19) (8): Democratic Republic of Congo, Ethiopia, Papua New Guinea, Madagascar, Sierra Leone, Sudan, Tanzania, Zambia.</p>

⁵ Focus to be on countries identified with CPIA rating at 3 or less for Indicator 16 on Transparency, Accountability and Corruption. There are currently 55 IDA countries in this pool. 39 IDA countries remained below the 15 percent Tax-to-GDP threshold as of 2018. The commitment will target 32 among these through a new country-specific approach.

⁶ The commitment is mostly currently being met by activities led by Infrastructure teams through the InfraSAP. Sustainable, affordable, and cost-efficient infrastructure services are a fundamental pillar of long-term development. However, evidence shows that weak governance arrangements for infrastructure decision-making and implementation impede asset creation and operation. Governance of infrastructure sectors is a critical driver of sector performance, as well as a key determinant of the fiscal risks and investment climate for private finance. Governance of infrastructure sectors is complex and multifaceted, posing significant challenges along different stages of the infrastructure supply chain, and encompassing both regulatory and institutional dimensions. Governance challenges are particularly an issue in IDA countries, especially those with weaker institutions and in FCV countries. The uptake of assessments of infrastructure governance during IDA19, principally through the InfraSAP which includes a pillar on governance, has been encouraging. Issues identified in assessments to date include strengthening public investment management and asset management, SOE governance, transparency and integrity and the framework for public-private partnerships.

GOVERNANCE AND INSTITUTIONS		
Policy Commitment	Target	Status
6. Support at least 12 IDA countries to adopt universally accessible ⁷ GovTech solutions. ⁸	8	<p>Status: On track.</p> <p>16 activities are ongoing or in the pipeline and 8 delivered.</p> <p>Digital development will contribute by supporting 16 countries.</p> <p>Countries (approved): Cabo Verde, Haiti, Ethiopia, Tanzania, Togo, Uganda.</p> <p>Countries (pipeline): Pakistan, Marshall Islands, Rwanda, Senegal, Ghana, Kiribati.</p> <p>Countries (expected for IDA19): Cameroon, Chad, Cote d'Ivoire, Djibouti, Ghana, Lesotho, Liberia, Madagascar, Mauritania, Niger, Rwanda, Somalia, Nigeria, Togo, Uganda, Kosovo, Moldova, Lao PDR, Mongolia, Myanmar.</p> <p>Potential FY21 countries: Bangladesh, Democratic Republic of Congo, Central African Republic, Kosovo, Madagascar, Togo</p>
7. Support at least 25 IDA countries to implement pandemic preparedness plans through interventions (including strengthening institutional capacity, technical assistance, lending, and investment).	35	<p>Status: On track.</p> <p>Countries (approved) (31): Afghanistan, Bangladesh, Cameroon, Comoros, Democratic Republic of Congo, Cote d'Ivoire, Ethiopia, Gambia, Ghana, Guinea, Guyana, Honduras, Kenya, Lao PDR, Malawi, Mauritania, Mozambique, Nepal, Nicaragua, Niger, Nigeria, Rwanda, São</p>

⁷ 'Universally accessible' means that GovTech services are designed so that they can be accessed, understood, and used by all people, regardless of disability, age, use of assistive devices, location or means of Internet access. It applies to hardware and software.

⁸ GovTech solutions include hardware, software, applications, and other technology to improve access and quality of public services; facilitate citizen engagement (CivicTech); and improve core government operations. These include enabling analog complements to strengthen institutions for GovTech implementation, including devising related strategies, building capacity, passing related laws on e-government, data access and use; and developing regulatory frameworks to facilitate interoperability.

GOVERNANCE AND INSTITUTIONS

Policy Commitment	Target	Status
		<p>Tomé and Príncipe, Senegal, Sierra Leone, South Sudan, Sudan, Togo, Uganda, Republic of Yemen, Zambia.</p> <p>Countries (expected by IDA19) (10): Benin, Chad, Djibouti, Liberia, Madagascar, Maldives, Myanmar, Pakistan, Somalia, Syrian Arab Republic</p>
<p>8. Support at least five countries to conduct comprehensive Illicit Financial Flows (IFF) assessments and prepare action plans. Also support at least 20 IDA countries to take IFF-related policy actions, such as increasing access to and awareness of beneficial ownership information and/or adopting automatic exchange of information to reduce tax evasion.</p>	<p>2/12</p>	<p>Status: On track.</p> <p>Two IFF assessments are ongoing and two are planned. Four activities to support policy action are completed and 12 are planned or ongoing.</p> <p>Countries (IFF): Kenya, Uganda.</p> <p>Countries (Policy Support): Cameroon, Mozambique, Cabo Verde, The Gambia</p>
<p>9. Support at least 50 percent of IDA countries to implement e-procurement systems and conduct detailed procurement data analytics, in order to increase efficiency of public spending and mitigate corruption risks.</p>	<p>40 percent</p>	<p>Status: On track.</p> <p>34 activities ongoing or in the pipeline. Given the long-term nature of systemic e-GP reforms, it is likely that IDA financial support will not manifest in fully concluded activities in 40 percent of IDA countries by FY22. An estimated five activities could be supported by IDA19 for FY22.</p> <p>To date, 45.9% of IDA countries are supported: Afghanistan, Bangladesh, Benin, Bhutan, Burkina Faso, Comoros, Republic of Congo, Democratic Republic of Congo, Côte d'Ivoire, Djibouti, Dominica, Ethiopia, The Gambia, Ghana, Grenada, Guinea, Haiti, Kenya, Kyrgyz Republic, Liberia, Madagascar, Malawi, Mauritania, Myanmar, Nepal, Nigeria, Pakistan, Senegal, Sierra Leone, St. Lucia, St. Vincent and the Grenadines, Sudan, Tajikistan, Togo, Uganda.</p>
<p>10. Support at least 50 percent of IDA countries to establish and strengthen platforms for engaging with multiple stakeholders, including women as well as vulnerable groups, in policy</p>	<p>40 percent</p>	<p>Status: On track.</p>

GOVERNANCE AND INSTITUTIONS		
Policy Commitment	Target	Status
making and implementation to enhance public participation, accountability and responsiveness.		<p>IDA countries that have established and strengthened their multi-stakeholder engagement platforms: 38%</p> <p>In FY21, four IDA countries newly established such platforms and 1 country continued to strengthen a multi-stakeholder engagement through Extractive Industries Transparency Initiative.</p> <p>Two operations are currently in the pipeline.</p> <p>Countries: Benin, Burkina Faso, Cabo Verde, Côte d'Ivoire, Cameroon, Ethiopia, Ghana, Guinea, Kenya, Liberia, Madagascar, Malawi, Mali, Mauritania, Mozambique, Niger, Nigeria, Rwanda, São Tomé and Príncipe, Senegal, Sierra Leone, Tanzania, Zambia, Mongolia, Papua New Guinea, Solomon Islands, Afghanistan, Pakistan, Tajikistan (to be confirmed).</p>
11. Support at least 95 percent of IDA FCSs (with active portfolios) to establish and/or strengthen core government functions to address FCV drivers. ⁹	95 percent	<p>Status: Additional progress needed to meet target.</p> <p>IDA FCS supported: 83 percent (25 of 30 active FCS / 26 of 31 active FCS (if Burkina Faso is considered as it became FCS in 2020).</p> <p>It will be difficult to meet the original three-year target given the characteristics and financing of remaining active FCS (Kiribati, Marshall Islands, Micronesia, Timor-Leste, Tuvalu) which have limited country programs.</p>
12. Support 30 IDA countries, including those with ongoing statistical operations, ¹⁰ to support institutions and build capacity to reduce gaps in the availability of core data for evidence-	30	<p>Status: On track.</p> <p>Number of countries supported: 27.</p>

⁹ Core government functions refers to: (i) public revenue and expenditure management; (ii) decentralization and service delivery; (iii) government employment and public administration; and (iv) the rule of law.

¹⁰ This commitment would target 25 percent out of 51 IDA countries without ongoing statistical operations.

GOVERNANCE AND INSTITUTIONS

Policy Commitment	Target	Status
<p>based policy making, including disaggregation by sex and disability.¹¹</p>		<p>Meeting the target by end-FY22 depends on the delivery of the regional IDA pipeline.</p> <p>Target by MTR: 31 (16 baseline + 15 new: Potential countries involved-Cameroon, Chad, Cote d’Ivoire, Djibouti, Ghana, Lesotho, Liberia, Madagascar, Mauritania, Niger, Rwanda, Somalia, Nigeria, Togo Uganda, Kosovo, Moldova, Laos, Mongolia, Myanmar/ Potential FY21 countries- Bangladesh, DRC, CAR, Kosovo, Madagascar, Togo</p> <p>Baseline: 16 (Bangladesh, Burundi, CAR, Chad, Comoros, DRC, Congo, Kenya, Madagascar, Mali, Mozambique, Niger, Rwanda, South Sudan, Tanzania, Uganda)</p> <p>Countries (other potential, besides the 15 countries listed under the target for MTR): Benin, Dominica, Grenada, Guinea, Honduras, Kenya (new project), Lao PDR, Nepal, Pakistan, St Lucia, St Vincent, Tajikistan, Tanzania (new project), The Gambia, and Uzbekistan.</p>

¹¹ Data disaggregation by sex and disability in the Data for Policy (D4P) package will be performed where it is appropriate, which corresponds to contexts where household survey data is amenable to disaggregation, specifically for data collected at the individual level. The D4P package will also continue promoting the production of sex and disability disaggregated statistics in countries where this is already available.

Annex 2. IDA19 Results Measurement System

TIER 1: IDA COUNTRIES' PROGRESS				
No.	Indicator	Unit of Measure	Baseline (as of June 2020) All IDA/FCS (Coverage Year)	Results Achieved (as of June 2021) All IDA/FCS (female) (Coverage Year)
	World Bank Group Goals			
1	Population living on less than U\$1.90 a day	% of population	26.6 / 42.5 (2018)	28.7/ 40.9 (2019)
2	Median growth rate of consumption/income per capita of the bottom 40 percent	%	1.3 / -0.5 (2018)	1.3 / 1.9 (2019)
3	Countries with growth concentrated in the bottom 40 percent	%	30 / 0 (2018)	33.3 / 25 (2019)
	Sustainable and Inclusive Growth			
4	GDP per person employed	Constant 2017 PPP \$	10,544 / 11,272 (2019)	10,678 / 11,098 (2020)
5	Non-agriculture sectors, value added (as % of GDP)	%	78.8 / 77.9 (2019)	77.9 / 76.8 (2020)
6	Legal changes that support gender equality	Number of legal changes	25 / 11 Jun 2017– Sept 2019	12 / 3 (Sep 2019 – Oct 2020)
7	Proportion of population with access to electricity	% of population	58.7 / 48.6 (2018)	59.7 / 49.2 (2019)
8	Annual growth rate of real GDP per capita	%	1.35 / -0.38 (2019)	-2.86 / -4.84 (2020)
9	Ratio of female to male labor force participation rate	%	70.0 / 73.0 (2019)	70.1/73.4 (2019)
10	Youth employment to population ratio (age 15-24)	%	42.7 / 36.7 (2018)	42.4 / 36.5 (2019)
	Youth employment to population ratio (age 15-24), women	%	35.6 / 31.9 (2018)	35.6 / 32.1 (2019)
	Youth employment to population ratio (age 15-24), men	%	49.6 / 41.4 (2018)	49.1 / 40.8 (2019)
11	Proportion of adults (15 years and older) with an account at a bank or other financial	%	37 / 24 (30 female)	37 / 32 (female 30)

TIER 1: IDA COUNTRIES' PROGRESS				
No.	Indicator	Unit of Measure	Baseline (as of June 2020) All IDA/FCS (Coverage Year)	Results Achieved (as of June 2021) All IDA/FCS (female) (Coverage Year)
	institution or with a mobile money service provided		(2017)	(2017)
	Human Capital			
12	Prevalence of stunting among children under 5 years of age	%	32.9 / 35.4 (28.9 female) (2019)	32.2 / 34.9 (2020)
13	Maternal mortality ratio	Number of maternal deaths per 100,000 live births	455 / 619 (2016)	445 / 609 (2017)
14	Proportion of births attended by skilled health personnel	%	48.8 / 53.1 (2010)	62.1 / 59.8 (2018)
15	Under-5 mortality rate	Number of under-five deaths per 1,000 live births	70.9 / 89.5 (2018)	68.8 / 87.1 (2019)
16	Incidence of HIV	% of uninfected population ages 15-49	0.79 / 0.80 (1.0 female) (2019)	0.71 / 0.72 (female 0.89) (2020)
17	Contraceptive prevalence by modern methods	% of married women ages 15-49	26.8 / 18.1 (2010)	31.3 / 20.7 (2017)
18	Adolescent fertility rate	Number of births per 1,000 women ages 15-19	83.6 / 96.6 (2018)	82.5 / 95.0 (2019)
19	Population of children who cannot read by end-of-primary-school age	%		79.5 / - (2011-2019)
20	Lower secondary gross completion rate	%	51.4 / 47.7 (49.6 female) (2018)	Insufficient data
	- Ratio of girls' to boys' completion rate		93.3 / 79.8 (2018)	Insufficient data
21	Lower secondary enrollment rate	%	58.2 / 53.6 (56.7 female) (2018)	58.43 / - (female 56.89) (2019)
	- Ratio of girls' to boys' enrollment rate		95.0 / 87.0 (2018)	94.9 / - (2019)
22	People using basic drinking water services	% of population	72.1 / 65.6 (2019)	72.8 / 66.7 (2020)
23	People using basic sanitation services	% of population	43.2 / 39.4 (2019)	43.9 / 39.8 (2020)
	Resilience and Sustainability			

TIER 1: IDA COUNTRIES' PROGRESS				
No.	Indicator	Unit of Measure	Baseline (as of June 2020) All IDA/FCS (Coverage Year)	Results Achieved (as of June 2021) All IDA/FCS (female) (Coverage Year)
24	CO2 emissions	metric tons per capita	0.54 / 0.44 (2017)	0.56 / 0.46 (2018)
25	Countries without wealth depletion	%	23.1 / 7.7 (2014)	18 / 10 (2014)
26	Average annual deforestation change	%	0.25 / 0.12 (2016)	- / -
27	Marine protected areas	% of territorial waters		- / -
28	Number of refugees by country or territory of asylum	millions	9.5 / 4.1 (2019)	9.7 / 4.1 (2020)
29	Internally displaced persons, total displaced by conflict and violence	millions - high estimate	33.5 / 30.8 (2019)	36.8 / 33.5 (2020)
	Institutional Capacity			
30	No. of IDA countries that have an improved composite PEFA score in dimensions across the pillars of budget reliability, transparency of public finances, and control in budget execution: (1.1) Aggregate expenditure outturn (9.1) Public access to fiscal information (24.2) Competitive procurement methods	Number of countries	22 / 7 (2020)	25 / 8 (2021)
31	Unweighted average increase in tax-to-GDP ratio in those IDA countries with tax revenues below 15 percent of their GDP for three consecutive years	%		0.25 / 0.30 (2016-2018, 3-year average)
32	Statistical performance indicators (SPI)	Scale from 0 to 100	49.3 / 49.1 (2018)	49.3 / 42.6 (2019)
33	Number of IDA countries with low or moderate risk from unsustainable debt	Number of countries		17 / 7 (2020)

TIER 2: DEVELOPMENT RESULTS IN COUNTRIES SUPPORTED BY IDA OPERATIONS						
No.	Indicator	Unit of Measure	IDA18 Results (FY18-20) All IDA/FCS	FY21 Results All IDA/FCS	FY21 Results Female	Expected Range/Value (FY21-FY22)
	Growth					
1	Farmers adopting improved agricultural technology	Number of people (millions)	6.86 / 0.23 (female 1.70)	1.11 / 0.05	0.28	2.75 - 3.30 million
2	Area provided with new/improved irrigation or drainage services	ha	1,594,122 / 183,669	459,790 / 10,713		0.825 - 1.045 million ha
3	People provided with new or improved electricity service	Number of people (millions)	26.17 / 3.42	10.7 / 4.5		15 - 25 million
4	Generation capacity of renewable energy	GW	7.46 / -	3.4 / -		4-6 GW
5	Beneficiaries reached with financial services	Number of people (millions)	4.11 / 0.19 (female 1.92)	6.25 / 0.24	3.0	3-4 million (o/w 95% individuals, 5% businesses)
6	Beneficiaries in IDA countries of job-focused interventions	Number of people (millions)	16.8 / 3.1 (female 8.26)	3.4 / 0.3	1.3	Monitored
7	Number of people with enhanced access to transportation services	Number of people (millions)		9.0 / 1.7		45-50 million
8	Number of people provided with enhanced access to broadband internet	Number of people (millions)		19.0 / 9.1		35-40 million
	Human Capital					
9	Beneficiaries of social safety net programs	Number of people (millions)	58.8 / 19.5 (female 27.4)	124.6 / 7.0	69.9	30-50 million
10	People who have received essential health, nutrition, and population services	Number of people (millions)	281.5 / 72.0 (female 154.5)	96.6 / 57.3	62.2	113-220 million
	(i) Children immunized	millions	105.1 / 24.1 (female 52.6)	34.8 / 20.2	17.4	30-75 million
	(ii) Women and children who have received basic nutrition services	millions	132.3 / 40.3 (female 76.4)	51.2 / 31.6	34.1	75-125 million
	(iii) Number of deliveries attended by skilled health personnel	millions	44.1 / 7.7 (female 44.1)	10.6 / 5.5	10.6	8-20 million
11	Number of large-scale assessments completed at primary or secondary level	Number of assessments		13 / 4		20-30 assessments

TIER 2: DEVELOPMENT RESULTS IN COUNTRIES SUPPORTED BY IDA OPERATIONS						
No.	Indicator	Unit of Measure	IDA18 Results (FY18-20) All IDA/FCS	FY21 Results All IDA/FCS	FY21 Results Female	Expected Range/Value (FY21-FY22)
12	People provided with access to improved water sources	Number of people (millions)	31.7 / 2.8	7.4 / 2.4	3.7	12-23 million
13	People provided with access to improved sanitation services	Number of people (millions)	22.8 / 2.6	4.4 / 0.6	2.2	7-13 million
14	People provided with improved urban living conditions	Number of people (millions)	15.6 / 2.8	10.9 / 1.9		10-12 million
	Resilience and Sustainability					
15	Projected energy or fuel savings	Megajoules	5.8x10 ⁹ / 1.7x10 ⁹	2.9x10 ⁸ / 9.5x10 ⁷		2.0 - 2.5e9 MJ
16	Net GHG emissions	tCO ₂ eq / year	-28,373,983 / -6,908,828	-11,578,592 / -7,263,144		Monitored
17	Countries supported toward institutionalizing disaster risk reduction as a national priority with IDA support	Number of countries	46 / 20	62 / 26		30-45 countries
	Institutional Capacity					
18	Number of IDA countries publishing annual and timely debt reports	Number of countries		19 / 2		30-35 countries
19	Number of IDA countries that were provided statistical capacity building support by the WBG for the implementation of household surveys	Number of countries	70 / 27	49 / -		55 countries
20	Number of IDA FCS supported in building capacity to use field-appropriate digital tools for collection and analysis of geo-tagged data, and apply this technology to enhance project implementation and coordination (FCV Policy Commitment #5)	Number of countries		9		11 countries

TIER 3: IDA'S ORGANIZATIONAL AND OPERATIONAL EFFECTIVENESS					
No.	Indicator	Unit of Measure	FY20 Benchmark All IDA/FCS	FY21 Results All IDA/FCS	Expected Range/Value (end of FY22)
Development Outcome Ratings					
1	Satisfactory outcomes of IDA Country Partnership Frameworks	%, IEG rating (4-year rolling)	46 (FY17–20 exits) / 43 (FY17–20 exits)	52 / 70 (FY18-21 exits)	70% (4-year rolling)
2	i) as a share of commitments	%, IEG ratings (3-year rolling)	81.6 (FY17–19 exits) / 69.2 (FY17–19 exits)	82.6 / 71.7 (FY18-20 exits)	80% (3-year rolling)
	ii) as share of operations	%, IEG ratings (3-year rolling)	77.3 (FY17–19 exits) / 76.1 (FY17–19 exits)	79.4 / 78.0 (FY18-20 exits)	75% (3-year rolling)
3	Client feedback in IDA countries on WBG effectiveness and impact on results	Average rating scale: 1-10	7.4 / 7.7	7.5 / 7.5	7 (Annual)
4	Client feedback in IDA countries on WBG knowledge	Average rating scale: 1-10	7.3 / 7.6	7.4 / 7.4	7 (Annual)
Performance and Quality					
5	i) overall	%, IEG Ratings	84.0 (FY17–19 exits) / 71.2 (FY17–19 exits)	86.5 / 81.6 (FY18-20 exits)	80%
	ii) at entry		73.7 (FY17–19 exits) / 68.0 (FY17–19 exits)	82.2 / 78.4 (FY18-20 exits)	Monitored
	iii) during supervision		85.2 (FY17–19 exits) / 75.2 (FY17–19 exits)	88.3 / 82.8 (FY18-20 exits)	Monitored

TIER 3: IDA'S ORGANIZATIONAL AND OPERATIONAL EFFECTIVENESS					
No.	Indicator	Unit of Measure	FY20 Benchmark All IDA/FCS	FY21 Results All IDA/FCS	Expected Range/Value (end of FY22)
6	Quality of M&E in IDA-financed operations	%, IEG ratings (3-year rolling)	50.4 (FY17–19 exits) / 32.3 (FY17–19 exits)	56.6 / 47.5 (FY18-20 exits)	60%
7	Advisory Services and Analytics objectives accomplished	%, Client ratings	92 / 97	94 / 85	80%
8	Projects with beneficiary feedback indicator at design	%	99 / 98	97 / 98	100 (Annual)
Operational Efficiency and Responsiveness					
9	Disbursement ratio	%	19.2 / 20.4	19.4 / 22.1	20 (Annual)
10	Proactivity Index	%	79.7 / 75	70.7 / 76.9	80%
11	Client feedback on WBG on responsiveness and staff accessibility	Average rating scale: 1-10	6.6 / 6.95	6.79 / 6.69	7
12	Client feedback on WBG on collaboration with other donors	Average rating scale: 1-10	7.0 / 7.6	7.24 / 7.37	8
Financial Sustainability and Budget Sustainability					
13	IDA Budget Anchor	%	81 / -	67 / -	<=100
14	Bank budget to Portfolio Volume Ratio (per US\$ billion under supervision)	US\$ millions	11 / -	9 / -	Monitored
15	Average cost of IDA supervision projects (implementation support)	US\$ thousand	203 / 195	192 / 189	Monitored
Implementation of IDA Special Themes and Cross-Cutting Issues					
Jobs and Economic Transformation					
16	Share of IDA19 CPFs which reflect at least one of the following four key principles underpinning economic transformation: - Sectoral productivity - Value chain expansion - Increased productive capital stock or investment in energy, transport, manufacturing or services - Export sector output/value added; trade facilitation	%	100 (FY20) /-	100 (FY21) /-	100%

TIER 3: IDA'S ORGANIZATIONAL AND OPERATIONAL EFFECTIVENESS					
No.	Indicator	Unit of Measure	FY20 Benchmark All IDA/FCS	FY21 Results All IDA/FCS	Expected Range/Value (end of FY22)
17	Total private mobilization of WBG-supported operations/transactions in IDA countries.	US\$ billions	18.82 / 4.85	6.45 / 1.84	Monitored
	- Direct mobilization (US\$ billion)		8.37 / 2.06		
	- Indirect mobilization (US\$ billion)				
Gender and Development					
18	Percentage of IDA-supported projects that demonstrate a results chain by linking gender gaps identified in analysis to specific actions that are tracked in the results framework (%)	%	62 / 63	81 / 86	60%
19	Number of IDA-supported operations that address and respond to gender-based violence (GBV) (number)	Number	38 / 15	57 / 32	Monitored
Climate Change					
20	Share of climate Co-Benefits over total commitments in IDA-supported operations (%)	%		31 / 28	30%
21	Share of adaptation Co-Benefits over total climate Co-Benefits in IDA-supported operations (%)	%		61 / 64	50%
22	IDA financing commitments with disaster risk management Co-Benefits (US\$ billion, 3-year average)	(US\$ billion)	2.5 / 0.5 (FY18-20)	2.0 / 0.7 (FY19–21)	3-5 billion
Fragility, Conflict and Violence (FCV)					
23	Facetime Index in FCS	# of days/ %	213,808 / 100	137,441 / 64	Monitored
Governance and Institutions					
24	Number of IDA countries with the lowest Human Capital Index supported to improve the sustainability of human capital financing (as per G&I Policy Commitment #5)	Number		11 / -	15 countries
25	Number of countries supported by IDA to take IFF-related actions (as per G&I Policy Commitment #8)	Number		4 completed 12 ongoing/planned	12 countries
Disability					
26	Share of IDA IPF operations that applied the concept of universal access at design (% of approved IDA IPF in FY).	%		24.8 / 21.2	Monitored

