



Brussels, 20 June 2025  
(OR. en)

10407/25  
ADD 49

TELECOM 196  
DIGIT 122  
CYBER 173  
COMPET 574  
RECH 286  
PI 125  
MI 411  
EDUC 273  
JAI 869  
ENFOPOL 216  
COSI 121

#### COVER NOTE

---

From:	Secretary-General of the European Commission, signed by Ms Martine DEPREZ, Director
date of receipt:	16 June 2025
To:	Ms Thérèse BLANCHET, Secretary-General of the Council of the European Union

---

No. Cion doc.:	SWD(2025) 294 annex
Subject:	PART 17/27 COMMISSION STAFF WORKING DOCUMENT Digital Decade 2025 country reports Accompanying the document Communication from the Commission to the European Parliament, the Council and the European Economic and Social Committee and the Committee of the Regions State of the Digital Decade 2025: Keep building the EU's sovereignty and digital future

---

Delegations will find attached document SWD(2025) 294 annex.

---

Encl.: SWD(2025) 294 annex



EUROPEAN  
COMMISSION

Brussels, 16.6.2025  
SWD(2025) 294 final

PART 17/27

## COMMISSION STAFF WORKING DOCUMENT

### Digital Decade 2025 country reports

#### *Accompanying the document*

**Communication from the Commission to the European Parliament, the Council and the European Economic and Social Committee and the Committee of the Regions**

**State of the Digital Decade 2025: Keep building the EU's sovereignty and digital future**

{COM(2025) 290 final} - {SWD(2025) 290 final} - {SWD(2025) 291 final} -  
{SWD(2025) 292 final} - {SWD(2025) 293 final} - {SWD(2025) 295 final}

# DIGITAL DECADE 2025 COUNTRY REPORTS

**Lithuania**

## Contents

Executive summary .....	1
A competitive, sovereign and resilient EU based on technological leadership .....	5
Building technological leadership: digital infrastructure and technologies .....	6
Connectivity infrastructure.....	6
Semiconductors.....	8
Edge nodes.....	8
Quantum technologies .....	8
Supporting EU-wide digital ecosystems and scaling up innovative enterprises .....	9
SMEs with at least basic digital intensity .....	9
Take up of cloud/AI/data analytics.....	10
Unicorns, scale-ups and start-ups.....	12
Strengthening Cybersecurity & Resilience.....	12
Protecting and empowering EU people and society.....	15
Empowering people and bringing the digital transformation closer to their needs .....	15
Equipping people with digital skills.....	15
Key digital public services and solutions – trusted, user-friendly, and accessible to all .....	18
Building a safe and human centric digital environment and preserving our democracy .....	19
Leveraging digital transformation for a smart greening .....	21
Annex I – National roadmap analysis.....	23
Annex II – Factsheet on multi-country projects (MCPs) and funding .....	25
Annex III – Digital Rights and Principles .....	26

## Executive summary

Lithuania benefits from excellent 5G coverage and a dynamic start-up ecosystem but continues to face challenges in expanding fixed Very High-Capacity Networks (VHCN) coverage, particularly in rural areas. The country is positioning itself as a niche player in semiconductor and quantum-related technologies, leveraging its strong laser industry.

Lithuania shows a high level of ambition in its contribution to the Digital Decade having set 12 national targets, 92% of which are aligned with the EU 2030 targets. The country is following its trajectories moderately well with 71% of them being on track (on the basis of the 2024 trajectories defined for 7 KPIs out of 8 analysed). Lithuania addressed 25% of the 8 recommendations issued by the Commission in 2024 by making some changes through new measures.

Lithuania demonstrates strong performance in mobile connectivity, with near universal 5G coverage and continued infrastructure investment. However, fixed broadband deployment remains uneven, particularly in rural areas. SME adoption of advanced digital technologies such as cloud, AI, and data analytics continues to lag despite targeted support schemes. The start-up ecosystem is growing, though scale-up activity and access to private capital remain modest. In 2024, Lithuania maintained high digital public service availability, supported by centralised platforms and a mature eHealth system. Digital skills development is supported through national programmes focused on vulnerable and underrepresented groups. On sustainability, the country is piloting digital tools for climate action through startup funding and cleantech initiatives, though a comprehensive green-digital strategy has yet to emerge. In Lithuania cybersecurity is a strategic priority, reinforced by the national programme and the implementation of 5G Toolbox.

Digital Decade KPI <sup>(1)</sup>	Lithuania				EU		Digital Decade target by 2030	
	DESI 2024 (year 2023)	DESI 2025 (year 2024)	Annual progress	National trajectory 2024 (3)	DESI 2025	Annual progress	LT	EU
Fixed Very High Capacity Network (VHCN) coverage	78.1%	78.3%	0.3%	84.0%	82.5%	4.9%	98.0%	100%
Fibre to the Premises (FTTP) coverage	78.1%	78.3%	0.3%	-	69.2%	8.4%	-	-
Overall 5G coverage	98.9%	99.7%	0.9%	92.0%	94.3%	5.9%	100.0%	100%
Edge Nodes (estimate)	5	10	100.0%	-	2257	90.5%	-	10000
SMEs with at least a basic level of digital intensity (2)	-	66.3%	2.0%	-	72.9%	2.8%	90.0%	90%
Cloud	33.6%	-	-	-	-	-	75.0%	75%
Artificial Intelligence	4.9%	8.8%	80.2%	12.0%	13.5%	67.2%	75.0%	75%
Data analytics	40.5%	-	-	-	-	-	75.0%	75%
AI or Cloud or Data analytics	53.5%	-	-	-	-	-	-	75%
Unicorns	3	3	0.0%	3	286	4.4%	6	500
At least basic digital skills	52.9%	-	-	-	-	-	80.0%	80%
ICT specialists	4.9%	5.3%	8.2%	5.3%	5.0%	4.2%	6.9%	~10%
eID scheme notification		Yes						
Digital public services for citizens	86.7	87.9	1.3%	86.0	82.3	3.6%	100.0	100
Digital public services for businesses	95.9	92.5	-3.6%	95.0	86.2	0.9%	100.0	100
Access to e-Health records	95.4	95.4	0.0%	100.0	82.7	4.5%	100.0	100

(1) See the methodological note for the description of the indicators and other metrics

(2) DESI 2025 reports the version 4 of the Digital Intensity Index, that is comparable with the DII value from DESI 2023 (referring to year 2022) for the calculation of the annual progress. It is not comparable to the national trajectory that is based on version 3 of the index.

(3) National trajectory value if present in the national roadmap and if the indicator was measured in DESI2025 (year 2024)

According to the 2025 special Eurobarometer on ‘the Digital Decade’, 77% of Lithuanian citizens consider that the digitalisation of daily public and private services is making their lives easier. On the action of the public authorities, 90% consider it important to counter and mitigate the issue of fake news and disinformation online. And on competitiveness, 79% consider it important to ensure that European companies can grow and become ‘European Champions’ capable of competing globally.

## A competitive, sovereign, and resilient EU based on technological leadership

In 2024, Lithuania reinforced its position as a regional frontrunner in mobile connectivity, reaching near-universal 5G coverage across households. However, fixed Very High-Capacity Network (VHCN) deployment, particularly fibre in rural areas, continues to require targeted public investment. Two major state-funded projects, supported by the RRF and ERDF, are underway to expand VHCN infrastructure, with over 2 000 km of fibre and 60 new towers planned. To accelerate enterprise digitalisation, Lithuania scaled up support through Measure VST-1. (‘To encourage the digitalisation of businesses’) notably relying on digital vouchers for SMEs, accelerators, and the national network of EDIHs. However, adoption of AI, cloud, and data analytics remains uneven, with surveys highlighting procedural complexity and lack of digital awareness. The country deepened its role in emerging technologies through the GreenTech Hub and laser-based contributions to semiconductors and quantum, as well as its commitment to the ALT-EDIC. Cybersecurity was significantly strengthened with the full transposition of NIS2, a national programme focused on 5G network trustworthiness, and growing investment in public sector cyber resilience.

## Protecting and empowering EU people and society

Lithuania continues to perform strongly in digital public services, with high levels of availability for both citizens and businesses. Access to eHealth records remains among the highest in the EU, and ongoing reforms to the Electronic Health Services system aim to expand coverage and improve data interoperability. While ICT specialist employment rose in 2024, demographic pressures and reliance on foreign talent remain key structural challenges. Measures supporting talent development include vocational retraining, the Talent-Reach initiative, and Diaspora Youth Traineeships. On digital inclusion, Lithuania has significantly invested in programmes targeting older adults and vulnerable groups, including the national “No One Left Behind” campaign and education efforts led by NGOs and Universities of the Third Age. These are complemented by training initiatives under the roadmap, such as EdTech for teachers and skills development schemes for low-skilled adults, yet further acceleration is needed to reach the digital skills target by 2030.

## Leveraging digital transformation for a smart greening

Lithuania is at an early stage in aligning its digital and environmental transitions. While it lacks a fully integrated green-digital strategy, targeted efforts are emerging, particularly through support for startups developing climate-relevant digital solutions. Measure VST-3 ‘To encourage businesses to move towards a climate-neutral economy’ has enabled 170 startups to work on tools like AI-based smart housing systems and automated workflow platforms.

The GreenTech Hub is actively strengthening the cleantech ecosystem by guiding companies working on technologies such as smart grids, e-mobility, and IoT toward EDIH services. Further coordination is expected under the upcoming National Digital Agenda.

## National Digital Decade strategic roadmap

Lithuania submitted its initial national Digital Decade roadmap on 13 March 2024. At the time, digital policy lacked centralised coordination, with each ministry responsible for its own domain. In response to challenges identified while preparing the roadmap and the 2024 country report, the government adopted a resolution in July 2024 to establish a National Digital Agenda for 2026–2040. This new cross-cutting strategy aims to centralise governance, align funding, and address gaps in areas such as semiconductors and edge nodes. An in-depth analysis is being carried out in Q1-Q3 2025 to guide the Agenda's development. National authorities intend to adjust the roadmap at a later stage.

A total of 26 measures are part of Lithuanian's national strategic roadmap with a budget of EUR 1.5 billion (1.9 % of Lithuanian's GDP in 2024).

## Funding & projects for digital

Lithuania allocates 23% of its total recovery and resilience plan to digital (EUR 724 million)<sup>1</sup>. In addition, under cohesion policy, EUR 280 million, representing 4% of the country's total Cohesion policy funding, is dedicated to advancing Lithuania's digital transformation<sup>2</sup>. Lithuania is a member of the Alliance for Language Technologies EDIC. Lithuania is also a participating state in the EuroHPC Joint Undertaking (JU) and in the Chips JU.

The country has engaged with the Best Practice Accelerator<sup>3</sup> by its presence in the workshops.

## Digital Rights and Principles

According to a support study, Lithuania has been relatively active in implementing the [European Declaration on Digital Rights and Principles](#), with 45 initiatives overall but no new initiatives launched in 2024. Lithuania is most active in the area of protection and empowerment of children and young people in the digital environment. Less activity has been identified with regards to a fair digital environment and a protected, safe and secure digital environment. Measures in the area of putting people at the centre of the digital transformation appear to have most impact on the ground, in contrast to those addressing safety, security and empowerment.

### Recommendations

- **SMEs:** Simplify access to SME digitalisation funding by reducing bureaucratic complexity, improving guidance, and targeting support to low-digital-intensity sectors.

<sup>1</sup> The share of financial allocations that contribute to digital objectives has been calculated using Annex VII to the Recovery and Resilience Facility Regulation. Last data update: 16 May 2025.

<sup>2</sup> This amount includes all investment specifically aimed at or substantially contributing to digital transformation in the 2021-2027 Cohesion policy programming period. The source funds are the European Regional Development Fund, the Cohesion Fund, the European Social Fund Plus, and the Just Transition Fund.

<sup>3</sup> The Best Practice Accelerator (BPA) is a platform that enables Member States to share successful measures and challenges encountered in their efforts to meet their Digital Decade targets and objectives. Best practices are made available to Member States via the BPA Repository and showcased in regular workshops, currently focused on three thematic clusters: Digital Skills, Green IT, and the Uptake of Digital Technologies

- **AI:** Step up targeted support for the adoption of artificial intelligence, especially among SMEs, by raising awareness of business-relevant use cases, improving access to advisory services, and simplifying funding procedures.
- **ICT Specialists:** Scale efforts in relation to retraining programmes, and female participation in ICT.
- **Cybersecurity:** Continue work on cybersecurity to address evolving threats, particularly regarding citizens awareness.
- **VHCN:** Expand public support for VHCN deployment, notably in rural areas.
- **Green:** Adopt an integrated green-digital strategy with measurable targets, establish mechanisms to monitor environmental impacts, and scale up digital solutions that support climate goals.



## A competitive, sovereign and resilient EU based on technological leadership

Lithuania's digital competitiveness is gaining momentum, anchored in strong 5G coverage, an increasingly ambitious start-up ecosystem, and new investments in advanced technologies. However, challenges persist in high-speed broadband rollout, adoption of AI and cloud technologies and the availability of ICT specialists.

The country is recognised for its niche excellence in laser technologies, which are used in semiconductor and quantum systems. The Lithuanian ICT sector represented 4.59% of the gross value added in 2022<sup>4</sup>. It rose continuously from 2013 (2.42%) but remains below the EU average of 5.46%. R&D in the ICT sector represented 24.57% of total R&D expenditure by businesses and 24.84% of total R&D personnel. Lithuania is also taking steps to contribute to Europe's digital sovereignty, as seen in its involvement in ALT-EDIC and its preparatory work for IPCEI-CIS.

On 4 April 2025, [the Seimas adopted key legislative amendments to accelerate AI development](#). These include the launch of one of the EU's first AI regulatory sandboxes, enabling companies to test AI solutions safely before market entry. The Innovation Agency and Communications Regulatory Authority were designated to support implementation of the EU AI Act – ensuring both conformity assessment and market surveillance. In parallel, EUR 22.5 million was committed through national calls in 2024 to support AI deployment and development.

In deep tech, [a government-backed reform approved in April 2025](#) seeks to extend the age cap for public support to start-ups from five to ten years. This aligns with European Commission recommendations and aims to reflect the longer maturity cycles required by research-intensive companies – especially in strategic sectors like life sciences and advanced manufacturing.

Lithuania's start-up ecosystem is among the fastest growing in the region, with three unicorns and over 1 000 start-ups. The government allocated EUR 132.8 million to support innovation, including the Early Stage and Development Fund III (EUR 42.8 million) and Accelerator3 (EUR 20 million). These instruments build on the success of Accelerator2, which financed 74 companies.

Digital infrastructure remains a mixed picture. Lithuania is among the EU leaders in 5G rollout, with near-universal coverage and over 20 active pilot projects supported by a national sandbox. Very High-Capacity Networks (VHCN) coverage, however, remains below the EU average. Two major public projects funded by RRF and ERDF aim to extend fibre to rural and underserved areas, yet additional investment will be necessary to reach full coverage. According to the 2025 Eurobarometer<sup>5</sup>, 84% of Lithuanians think that building efficient and secure digital infrastructures and data processing facilities should be a priority for the public authorities.

Efforts to support SME digitalisation include digital vouchers, targeted consulting through regional 'hives' and accelerators. Nonetheless, persistent obstacles remain, including limited digital literacy and low awareness of available tools.

---

<sup>4</sup> Most of the indicators mentioned in the country report are explained in the DESI 2025 Methodological Note accompanying the State of the Digital Decade report 2025

<sup>5</sup> Special Eurobarometer 566 on 'the Digital Decade' 2025: <https://digital-strategy.ec.europa.eu/en/news-redirect/883227>

Lithuania's strategic direction is being consolidated under a forthcoming National Digital Agenda (2026-2040), which will integrate inter-ministerial efforts and coordinate long-term planning for digital transformation. However, Lithuania has not submitted a revised Digital Decade roadmap in 2024, pending the outcome of this broader strategic review. These latest reforms signal a turning point in Lithuania's approach—one that ties digital ambition to concrete legislative action and targeted support for future-facing innovation.

## Building technological leadership: digital infrastructure and technologies

Lithuania's digital infrastructure presents a mixed picture: while the country leads in overall 5G and FTTP coverage compared to the EU average, it continues to lag behind in fixed VHCN rollout and 5G spectrum assignment, particularly in sparsely populated areas, highlighting persistent territorial and investment challenges.

### Connectivity infrastructure

**Lithuania reached 78.29% fixed VHCN coverage in 2024 (2030 national target: 100%), remaining slightly below the EU average of 82.49%. The country is lagging behind compared to its national trajectory.** The annual growth rate was 0.3%, well below the EU's 4.9%, indicating a slower rollout pace. For households in sparsely populated areas, coverage stood at 39.78% in 2024, significantly below the EU average of 61.89%. The rural growth rate was sluggish, with a small increase of +0.5%, contrasting sharply with the EU's +11.3%. Lithuania's fixed VHCN deployment continues to lag behind the EU trajectory, particularly in rural areas, where coverage remains a key challenge.

**Lithuania reached 78.29% FTTP coverage in 2024 (2030 national target: 100%), significantly above the EU average of 69.24%. The country did not provide a national trajectory point for 2024.** The annual growth rate was just +0.3%, well below the EU's 8.4%. For households in sparsely populated areas, Lithuania's FTTP coverage was 39.78% in 2024, below the EU's 58.78%. The growth rate for rural areas was +0.5% compared to the EU's +11.9%. Despite high overall FTTP availability, Lithuania faces a rural deployment gap and slow rollout momentum.

**Lithuania reached 99.71% overall 5G coverage in 2024 (2030 national target: 100%), above the EU average of 94.35%. The country is on track according to its national trajectory.** The annual growth rate was +0.9%, lagging behind the EU's 6.0%. For sparsely populated areas, Lithuania achieved 99.06% in 2024, outperforming the EU average of 79.57%. However, the rural growth rate of +2.8% was far below the EU's 11.9%. Lithuania reached 75.13% 5G coverage in the 3.4-3.8 GHz band in 2024, above the EU average of 67.72%. The annual growth rate of +22.3% was nonetheless lower than the EU's 32.6%. In rural areas, Lithuania's coverage stood at 20.25%, still below the EU's 25.98%, but with a strong growth rate of +145.5%, outperforming the EU's 65.1%. Lithuania's assignment of harmonised spectrum in the 5G pioneer bands stood at 47.22% in both 2024 and 2025, significantly below the EU averages of 73.4% and 74.63%, respectively. The country recorded no progress between 2024 and 2025, compared to a +1.7% increase at EU level.

**In Lithuania, fixed broadband take-up indicators are mixed, while mobile performance remains well below the EU average.** In 2023, 67.10% of fixed broadband subscriptions were at speeds of 100 Mbps or higher, above the EU's 65.9%. This increased to 73.87% in 2024, again surpassing the EU average of 71.88%. Lithuania's annual growth rate of 10.1% outperformed the EU's 9.1%. However, for subscriptions at speeds above 1 Gbps, Lithuania remains significantly behind: only 2.82% in 2024, compared to the EU's 22.25%, with a growth rate of just 10.2% (vs. the EU's 20.5%). The share of the

population using 5G SIM cards was 8.49% in 2024, far below the EU average of 35.56%. Lithuania's growth rate in this area was 46.1%, trailing the EU's 63.9%.

## *VHCN and FTTP*

**In its roadmap Lithuania sets its VHCN target at 98% by 2030, which is not fully aligned with the EU one of 100%.** The current value for VHCN is slightly below the trajectories expected in 2024. Lithuania does not plan a separate FTTP target, arguing that full fibre (FTTP) rollout would be economically disproportionate given the country's population density. Nonetheless, according to the DDPP KPI Lithuania faces persistent challenges in extending VHCN coverage, particularly in sparsely populated rural areas where deployment costs are high and private investment remains limited.

**To address this gap, two publicly funded projects are underway: an RRF-financed initiative aiming to connect 5 000 socio-economic sites via 2 000 km of new fibre lines by mid-2026, and an ERDF-supported programme to build 60 telecom towers in underserved regions by 2027.** However, authorities acknowledge that these measures may not be sufficient to meet the target without additional public investment and faster implementation.

**In addition, Lithuania continues to rely primarily on the Ultra-fast Broadband Development Plan 2021-2027, the main strategic framework adopted in 2021, and measure R-1 to extend VHCN coverage.** This plan, partially supported by the Recovery and Resilience Facility and national funding, aims to introduce ultra-fast broadband, notably in underserved areas.

**Lithuania has made some progress regarding its copper switch-off process.** However, there is currently no publicly announced national plan or deadline for a complete copper switch-off and this could hinder the long-term sustainability and uptake of full fibre solutions.

**Lithuania's broadband market remains moderately concentrated, with three main operators providing nationwide coverage.** While competition has helped drive the rapid rollout of 5G, FTTP growth is low, reflecting a need for market-driven investment or stronger state support, so the last-mile fibre challenge is unlikely to be resolved.

**2024 recommendation on connectivity infrastructure:** Intensify efforts in the deployment of gigabit network, promoting public and private investments, especially in rural areas.

**In 2024, Lithuania continued the implementation of existing measures but did not take any new measures.** Lithuania pursued the rollout of two major publicly funded projects supporting rural VHCN deployment, but these had already been planned previously. No new initiatives were launched to intensify efforts as recommended. Instead, Lithuania plans to reassess its connectivity strategy as part of the forthcoming National Digital Agenda, with results expected only in 2026.

## *5G*

**Lithuania sets its 5G target at 100% by 2030 in its roadmap, which is fully aligned with the EU one.** The main strategic framework for 5G deployment remains the national Digital Decade roadmap 2024, complemented by actions outlined in the [national 5G roadmap](#) 2020-2025. The 5G policy is supported by regulatory reforms adopted in 2023 and earlier, including measures to facilitate access to public infrastructure and deployment of base stations along national roads. Given the good overall performance, the absence of new measures in the adjusted roadmap is justified at this stage.

**The main mobile network operators (Telia, Bite, Tele2) have continued expanding networks**, and two of them (Telia and Bite) are in the process of shutting down their 3G networks. This is expected to be fully complete by end-2025.

**Lithuania successfully assigned the 700 MHz and 3.5 GHz bands for 5G use.** However, cross-border coordination issues with the Russian Federation remain unresolved, limiting deployment flexibility near border areas. Lithuania plans to prepare guidelines and national technical conditions for private 5G networks in the 3.8-4.2 GHz band, once the EU implementing decision on the shared use of that band is adopted.

**2024 recommendation on connectivity infrastructure:** Ensure sufficient access of new players to spectrum for innovative business-to-business (B2B) and business-to-consumer (B2C) applications and encourage operators to speed up the deployment of 5G stand-alone core networks.

**In 2024, the Member State continued the implementation of existing measures but did not take any new measures.** The country held [public consultations](#) on local access to 3.8-4.2 GHz spectrum, and continued applying the 5G cybersecurity toolbox measures, such as vetting of 5G suppliers according to national security laws. However, no concrete steps were taken to facilitate access to spectrum for new players, nor were specific incentives introduced to accelerate the deployment of 5G stand-alone (SA) core networks. As such, the recommendation remains only partially addressed.

**Lithuania launched the 5G sandbox regime to stimulate early adoption of 5G use cases across sectors. By April 2025, 23 pilot projects were underway, including initiatives for 5G-based smart transport systems, remote healthcare, and urban drone management.** The first pilot project was completed in early 2025, with several others nearing completion.

## Semiconductors

**Lithuania contributes modestly to the EU semiconductor value chain, primarily through component manufacturing and advanced laser technologies used in chip production.** While companies like Teltonika are planning local facilities, no large-scale manufacturing exists. The country has not yet implemented dedicated measures but is preparing a study in 2025 under the upcoming National Digital Agenda to assess its potential and define a targeted strategy for semiconductors.

## Edge nodes

**According to the Edge Node Observatory, Lithuania is estimated to have deployed a total of ten edge nodes by 2024, a progression of +100% since 2023.** This doubles the amount estimated for 2023 (five, number revised since SDDR 2024).

Lithuania has not launched specific initiatives for deploying edge nodes, arguing that the average mobile internet latency in the country already meets the Digital Decade goal of being under 20 milliseconds. However, Lithuania is preparing a study in 2025 as part of its National Digital Agenda to assess whether additional measures or deployments of edge nodes are needed to support future digital infrastructure demands.

## Quantum technologies

**Lithuania does not plan to develop quantum computers domestically but contributes to the EU's quantum objectives through research activities, particularly in quantum communication and laser technologies.** Lithuania joined the [EuroQCI](#) initiative and established the [Lithuanian Quantum Technologies Association](#) in 2023. In June 2024, Lithuania [signed the European Declaration on](#)

[Quantum Technologies](#), committing to closer R&D and ecosystem collaboration across Europe. A study is ongoing under the 2025 National Digital Agenda to assess national potential in quantum development.

## Supporting EU-wide digital ecosystems and scaling up innovative enterprises

Lithuania's growing innovation ecosystem contrasts with persistent gaps in SME digitalisation. Despite strong activity in data analytics and a vibrant start-up scene, adoption of advanced technologies like cloud and AI remains limited. Accelerating digital uptake among SMEs will be essential to strengthen productivity and ensure the country's competitiveness in an increasingly technology-driven EU economy.

### SMEs with at least basic digital intensity

**In 2024, two out of three (66.27%) SMEs in Lithuania had at least a basic level of digital intensity, an increase from 63.7% in 2022<sup>6</sup>, reflecting an annual growth rate of 2%, positioning Lithuania below the EU average of 72.91%.** At the same time, among all SMEs, only 27.58% of SMEs in Lithuania achieved high or very high digital intensity, also trailing behind the EU average of 32.66%. Overall, the data reveals that despite some growth, there is still significant room for improvement in the digital intensity of Lithuanian SMEs.

**Lithuania still aims at 90% of SMEs with basic digital intensity, in line with the EU target for 2030.** However, growth has plateaued, and deeper adoption remains limited and uneven. Feedback surveys and mid-term review of implementation measures highlights that many SMEs still struggle to identify suitable technologies or clarify digitalisation goals, with some cancelling or declining project contracts after initial approval. This reflects underlying capacity gaps and limited digital maturity in smaller enterprises.

**Lithuania has continued implementing pre-2024 support schemes to support the adoption of tools such as e-commerce solutions, CRM systems, cloud services, and AI consultancy.** The main programmes are notably the 'Digitalisation of SMEs' measure (EUR 17.3 million, 510 projects) and the '[Digital SME Vouchers](#)' scheme with a EUR 1 million call launched in Q3 2024 to strengthen SMEs' digital competences in AI, cybersecurity, and high-performance computing (HPC) – [co-funded by EU and national budgets](#). However, their impact has been constrained by low awareness and administrative complexity.

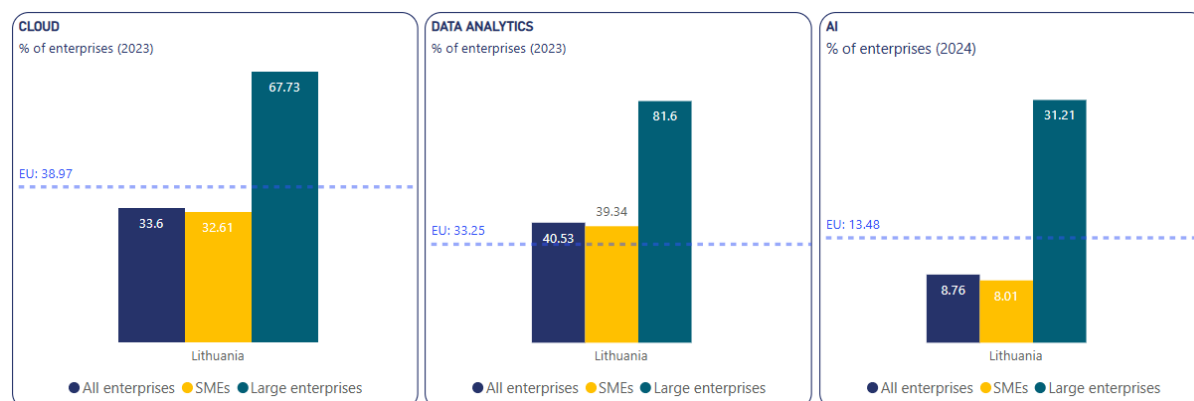
**Complementary efforts led by regional offices ('hives'), such as [e.comGO](#) and SME accelerator programmes, have offered individualised consulting and business grants to support targeted digital skills development and process optimisation.** For example, e.comGO reached 152 SMEs with 265 individual consultations, and a grant programme provided support of up to EUR 15000 per SME, with 76 applications received for a total of EUR 1.02 million, of which EUR 565 000 was available for funding.

**Lithuania hosts three European Digital Innovation Hubs (EDIHs): EDIH LT, EDIH Vilnius, and EDIH4LT.** In 2024, they provided over 1 000 digital maturity assessments and consulted more than 1 000 companies and public sector organisations. Their services include 'test before invest' training, and investment support. Mid-term reviews confirm strong engagement, especially by EDIH LT, which alone delivered 953 DMAs and 646 services, positioning EDIHs as key enablers of SME digital transformation.

---

<sup>6</sup> 2022 is the last comparable year that used a similar methodology for measuring the digital intensity of enterprises

## Take up of cloud/AI/data analytics



In Lithuania 8.76% of enterprises reported using AI technology in 2024, falling significantly below the EU level use of 13.48%. The country is lagging behind compared to its national trajectory (12%) However, while the uptake rate among SMEs was 8.01%, large enterprises demonstrated a higher rate of 31.21%. This corresponds to a gap of 23.2 percentage points between SMEs and large enterprises, which is lower than the EU gap of 28.53 percentage points. Compared to 2023, Lithuania experienced a significant increase in AI uptake of 80.25%, from 4.86%.

Adoption of cloud, data analytics, and the three technologies together were not measured in 2024.

Cloud uptake in Lithuania reached 33.6% (slightly over one out of three) in 2023, lagging behind the EU average of 38.97%. However, SMEs had an adoption rate of 32.61%, while more than two in three (67.73%) large enterprises adopted cloud services. This indicates a gap of 35.12 percentage points in uptake between SMEs and large enterprises in Lithuania, which is higher than the EU level gap of 31.68.

In 2023, more than two in five out of 5 enterprises (40.53%) in Lithuania used data analytics, ahead of the EU level uptake of 33.25%. More specifically, among SMEs, 39.34% adopted data analytics, while this was the case for more than four in five large enterprises (81.6%). This reflects a gap of 42.26 percentage points between SMEs and large enterprises, which is in line with the EU gap.

When taking the three technologies together in 2023, 53.54% of enterprises in Lithuania adopted AI technologies, sophisticated or intermediate cloud computing services, or performed data analytics, just below the EU average of 54.7%. More specifically, the uptake among SMEs was slightly lower at 52.48%, while large enterprises showed a notably higher engagement rate of 90.13%. This indicates a percentage point difference of 37.65 in uptake between SMEs and large enterprises in Lithuania, which is higher than the EU level gap of 32.97.

In conclusion, Lithuania showed a mixed performance, with data analytics adoption exceeding the EU average but lagging behind in cloud computing and artificial intelligence. Large enterprises consistently outpaced SMEs across all technologies, reflecting a notable disparity in adoption rates. SMEs, which constitute the majority of enterprises and contribute significantly to the value added to the economy, remain less equipped to capitalise on digital opportunities. Bridging this gap is critical to fostering inclusive digital development and ensuring the competitiveness of enterprises across all sectors.

- [Cloud](#)

In its roadmap, Lithuania sets a target of 75% for cloud take-up by enterprises, in line with the EU target by 2030. The country continues to rely on existing SME support tools such as the 'Digitalisation



of SMEs' and 'Digital SME Vouchers' schemes, which include eligible expenditures for cloud services. While these instruments contribute indirectly, they were not specifically designed to accelerate cloud adoption. The lack of a dedicated national strategy or targeted incentives limits the effectiveness of current efforts.

It worth mentioning that, in 2024, Lithuania implemented a national measure titled 'Facility to promote the readiness of undertakings to participate in the IPCEIs', which included support for participation in IPCEI-CIS. Out of six applications, three were funded, including one from an ICT association specifically aiming to explore entry into IPCEI-CIS. This association, backed by public funding, conducted a dedicated study on how Lithuanian ICT companies could join the cloud IPCEI, and held several meetings with IPCEI-CIS coordinators from Germany. Concrete planning steps were outlined, although the key issue of funding proportions between business and government remains under discussion.

- [Data Analytics](#)

**In its roadmap, Lithuania sets a target of 75% for data analytics take-up by enterprises, in line with the EU target by 2030.** Given that adoption already exceeded 40% in 2023 and is above the EU average, the target appears realistic – provided that support measures are scaled and better coordinated.

While no specific measure is dedicated to data analytics in the roadmap, some activities indirectly support it. Under Measure VST-1, Lithuania funds digitalisation vouchers and technology services for SMEs, which may include data-related tools. In parallel, [Accelerators](#), a programme targeted for start-up, offers foundational support in data management and analysis, with 85 participants receiving over 175 hours of consultation in 2024. Moreover, several 5G sandbox pilot projects launched in 2024 focus on advanced data processing and analytics in sectors like energy, transport, and health, including initiatives using 5G for large-scale data collection and optimisation.

The absence of a national framework or incentive scheme focused specifically on big data or advanced analytics tools limits scalability and long-term impact

- [Artificial Intelligence](#)

**In its roadmap, Lithuania sets a target at 75% for AI take-up by enterprises, in line with the EU target by 2030.** While no updated roadmap was submitted in 2024, Lithuania has taken notable steps to support AI adoption. The government approved two new funding calls totalling EUR 22.5 million to support AI deployment (EUR 7.5 million) and AI creation (EUR 15 million); however, these measures are still awaiting European Commission approval and have not yet been implemented.

In parallel, Lithuania has stepped up national efforts through several initiatives co-funded by the EU's Recovery and Resilience Facility. In early 2025, [EUR 2.45 million was granted for AI projects](#) focused on Lithuanian language resources, aiming to enhance AI-based services in healthcare, education, defence, and e-government. Additional [funding was allocated to 12 start-up projects developing AI, blockchain, and robotics solutions](#), from virtual assistants to autonomous recognition systems. Legislative changes adopted in January 2025 also introduced the [legal framework for Lithuania's AI sandbox](#), positioning the country among the first in the EU to implement a pilot regulatory environment. The Innovation Agency and Communications Regulatory Authority have been designated to support companies in complying with the EU AI Act, including market surveillance and conformity assessment for high-risk systems. In May 2025, Lithuania also announced plans to establish the first [artificial intelligence competence and technology centre](#) in the Baltic region, with an estimated project value of EUR 110 million. The project will dedicate EUR 72 million to computing infrastructure, EUR 16 million to

engineering, and EUR 25 million to talent development. Half of the funding is expected from EU support, and the rest from national and private investments. The 2025 Eurobarometer shows that 77% of Lithuanians think that public authorities should prioritise shaping the development of Artificial Intelligence and other digital technologies to ensure that they respect our rights and values.

**2024 recommendation on advanced technologies:** Review the mix of measures to support the adoption of advanced digital technologies to guarantee the achievement of the ambitious targets.

**Lithuania made some efforts to address the recommendation through new policy actions in 2024,** launching a preparatory analysis for the upcoming Digital Agenda and proposing new support measures, though none have been implemented or adopted yet.

## Unicorns, scale-ups and start-ups

**At the end of 2024, Lithuania had three unicorns - Nord Security having joined Vinted and Baltic Classifieds Group - which is one more than last year according to the Digital Decade KPIs. In its roadmap Lithuania sets a target of six unicorns by 2030,** contributing to the EU-level objective of 500. Reaching this target will require sustained progress in scaling and investment readiness across the start-up ecosystem.

**To support this ambition, Lithuania has continued expanding its scale-up financing toolbox.** In 2024, preparatory work advanced on the Early Stage and Development Fund III (EUR 40 million) and Accelerator3 (EUR 20 million), with fund manager selection underway. Although investments from these new funds are not expected to begin until 2025, Accelerator2 has already supported 74 SMEs, mobilising EUR 7.4 million, including EUR 2.8 million from private capital. The Co-Investment Fund, which was topped up with EU funds, resumed activity in autumn 2024 and made its first investment of EUR 380 000 – nearly half from private sources. Since 2018, the fund has supported 49 SMEs, investing EUR 24.6 million, including EUR 10 million in private funding. These instruments reflect growing use of blended finance to address early-stage needs, but their long-term impact on unicorn creation remains to be seen.

**Lithuania's start-up ecosystem is dynamic, hosting over 1 000 start-ups, primarily in B2B ICT, FinTech, cybersecurity, health, and gaming.** Public support includes RRF-funded accelerators, state-backed VC funds, and innovation-friendly schemes such as the GovTech and Bank of Lithuania sandboxes. Despite this, late-stage venture capital remains limited, and some promising start-ups – such as Ondato and TransferGo – have relocated abroad to benefit from more favourable investment and regulatory environments.

**Lithuania's accelerator landscape continues to evolve.** Privately and publicly backed [accelerators](#) typically offer EUR 50 000-100 000 in early equity investment in exchange for 3-8% equity, over a short acceleration period (90-120 days). These programmes focus on start-ups with validated MVPs, aiming to help them raise larger follow-on capital and build investor-ready business models. While this contributes to early-stage growth, it is not a substitute for the deeper structural reforms and funding scale needed to retain and scale high-potential ventures domestically.

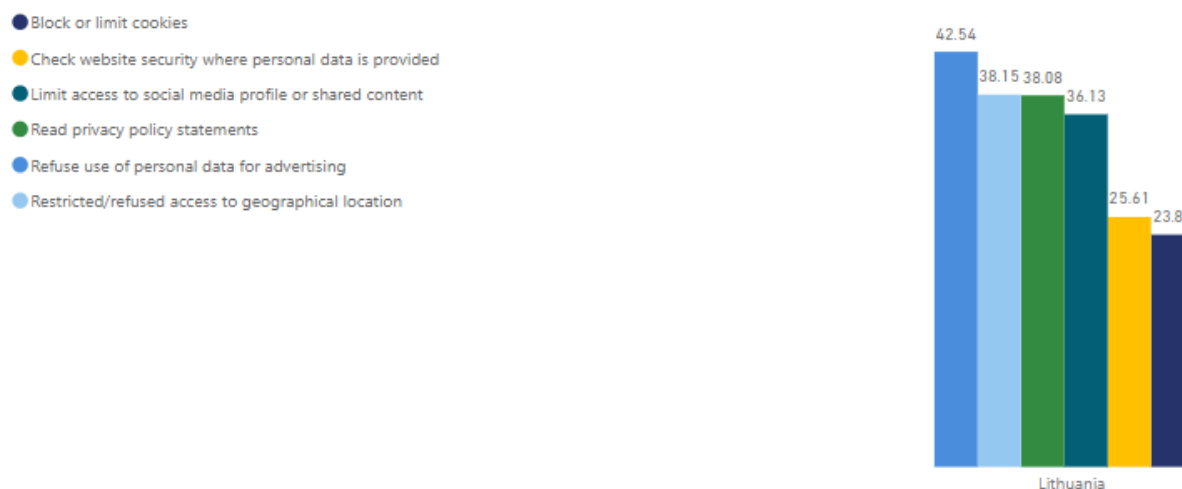
## Strengthening Cybersecurity & Resilience

**In Lithuania, 62.68% of individuals reported taking steps to safeguard their data online, below the EU average of 69.55%.** Notably, at national level, 40.1% engaged in three or more actions (and therefore could be considered as having above basic digital safety skills). Refusing the use of personal



data for advertising purposes was the most frequent measure (42.54%), while changing browser settings to limit cookies was the least common (23.8%).

Type of activities to protect personal data online (% of individuals)



**Lithuanian enterprises face fewer ICT incidents than the EU average, and more often raise employee awareness, despite a recent rise in external cyberattacks.** The number of enterprises that experienced ICT security incidents leading to unavailability of ICT services due to attack from outside (e.g. ransomware attacks, denial-of-service attacks) increased in Lithuania, from 0.82% in 2022 to 2.55% in 2024. It remains below the EU average (3.43%). Lithuanian's enterprises are less prone to incidents related to hardware or software failures (11.87%) than their EU peers (17.97%).

In terms of measures, 90.92% of enterprises deployed some ICT security measures (slightly below the EU average of 92.76%) but 62.41% of enterprises made their employees aware of their obligations in ICT security related issues, above the EU average (59.97%).

**Lithuania shows limited progress in IPv6 deployment, despite its importance for a secure, scalable internet.** Concerning the deployment of secure internet standards, Lithuania is performing well below the EU average in the rollout of IPv6 for the end users (13%, against 36% for the EU) but is above the EU average on the server side (27%, against 17% for the EU). IPv6 is an important protocol as it ensures the scalability, stability, and security of the Internet. The deployment of this new version is increasingly urgent, as traditional IPv4 addresses have long been depleted. Domain Name System Security Extensions (DNSSEC) is also an important standard to be rolled out as it introduces security features to DNS. In Lithuania the DNSSEC validation rate (i.e. verification of the authenticity of responses sent by name servers to clients, using a digital signature technology) is 35% (Q3 2024), below the EU average of 47%.

According to the Digital Decade Eurobarometer 2025, 75% of Lithuanians think that an improved cybersecurity, better protection of online data and safety of digital technologies would facilitate their daily use of digital technologies.

**Lithuania's cybersecurity policy is guided by the National Cybersecurity Development Programme 2023-2030**, which aims to strengthen cyber resilience across public institutions, critical infrastructure, and enterprises. In 2024, Lithuania fully transposed the NIS2 Directive into national law. The new

cybersecurity framework, which applies across sectors including healthcare, requires entities to implement standards in 12 operational fields, ensuring a common baseline for risk management.

The National Cyber Security Centre (NCSC) plays a central role, delivering training and awareness campaigns such as 'Cyber Breakfast' events, reaching over 52 000 participants in 2024, including SMEs, seniors, and critical infrastructure staff.

Lithuania also made progress under Measure SJ-4 ('Strengthen cyber resilience'), offering free online training for vulnerable groups and SME staff. In total, 46 376 individuals completed NCSC online courses in 2024.

In addition, Lithuania remains an active participant in EU cybersecurity cooperation, including PESCO's Cyber Rapid Response Teams and the International Counter Ransomware Initiative (CRI).

In the healthcare sector, while no separate cybersecurity regulations exist, the general NIS2-based legal framework applies, and Lithuania is currently discussing how to implement the EU action plan for the cybersecurity of hospitals.

**In addition, Lithuania continues to implement the 5G Cybersecurity Toolbox, as recommended in 2024, to enhance network security.** While no major domestic cybersecurity breach was reported, politically motivated cyberattacks – particularly DDoS – intensified in 2024, in connection with the regional fallout from the war in Ukraine. These developments underline the need for continued investment in cybersecurity infrastructure and resilience. Overall, the policy mix has expanded meaningfully, but additional targeted measures – especially to support SMEs and healthcare-specific protocols – would improve adequacy amid an increasingly hostile cyber landscape.

## Protecting and empowering EU people and society

### Empowering people and bringing the digital transformation closer to their needs

Lithuania's digital transition strategy recognises key inclusion challenges related to age, socio-economic status, education level, and geography. Seniors, people with disabilities, and residents of rural areas are priority groups in initiatives such as the 'No One is Left Behind' campaign and other public service accessibility projects. Gender gaps in ICT persist; the roadmap notes significantly lower participation of women in the field due to social stereotypes and educational patterns. Access to digital public services continues to improve through the modernisation of the e-Government portal and the development of inclusive service design. While digital civic participation remains limited, Lithuania supports safer digital environments, particularly for older adults and vulnerable users. According to the 2025 Eurobarometer, 81% of Lithuanians think that accessing public services online will be important for their daily life in 2030. Concerning human support to help access and use digital technologies and services, 76% consider it would improve their daily use of digital technologies, and 88% think public authorities should consider it important to ensure that people receive proper human support to help them adapt to the changes in their lives brought about by digital technologies and services.

#### Equipping people with digital skills

##### *Basic Digital Skills*

In 2023, Lithuania reported that 52.91% of its population had basic digital skills, trailing slightly behind the EU average of 55.56%. While there is no new data for 2024, a breakdown by demographic factors provides some insights:

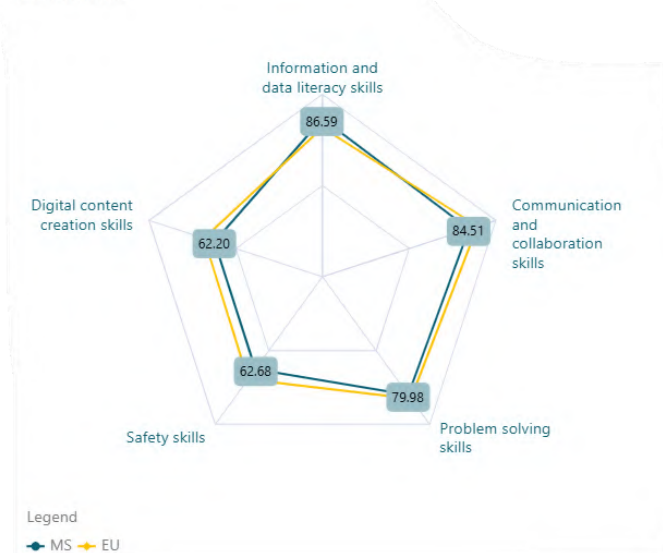
- **Gender Gap:** Contrary to what is observed in most EU countries, Lithuania shows a sizeable gender gap in digital skills in favour of women (4.86 pp), with 50.38% of men and 55.24% of women proficient in basic skills. In comparison, the EU average gap in favour of men is 2.23 pp.
- **Education Level:** The level of formal education correlates with digital skill levels. In Lithuania, 72.33% of individuals with high formal education have basic skills, falling short of the EU average (79.83%). Interestingly, those with medium levels of formal education are the least skilled, at 36.09%, and the gap between this group and the national average is 16.82 percentage points.
- **Living Areas:** Residents of towns and suburbs in Lithuania have the lowest levels of digital skills at 45.98%, which is below the EU average for similar areas (53.25%). The gap within Lithuania between rural areas and the national average is 5.5 percentage points, smaller than the EU average (8.06 pp).
- **Age Groups:** The youngest age bracket, 16 to 24-year-olds, are the most digitally skilled in Lithuania, with an 81.28% proficiency rate that significantly surpasses the EU average

(69.98%). In stark contrast, only 15.15% of 65 to 74-year-olds possess basic digital skills, which is well below the EU norm for that age group (28.19%).

- **Digital Skills Index components:** Within the five areas of the Digital Skills Index, Lithuania only exceeds the EU average in information and data literacy skills, with a score of 86.59%. However, the country's weakest area is digital content creation, with a score of 62.20%, which is below the EU average (68.28%).

In summary, Lithuania's digital skills profile shows exceptional performances among the young, but there are areas that need attention, particularly in elevating the skill levels of those with medium formal education and the older population. The digital skills of men are noticeably lower than of those of women. Improving these areas could significantly enhance Lithuania's overall digital proficiency, moving it closer to, or beyond, EU averages.

Digital Skills Index components  
% of individuals



**In its roadmap, Lithuania sets a target at 80% of its population having at least basic digital skills.** Given the sharp generational divide, Measure SJ-1 plays a critical role in addressing gaps among socially vulnerable groups. While direct impact on skills is still being assessed, the Index of Information Accessibility rose significantly – from 8.50 in 2020 to 37.51 in 2024 – indicating broader progress in reaching excluded populations.

**Complementary efforts are underway through Erasmus+ projects which will deliver inclusive digital skills curricula by 2026.** Lithuania has also intensified its focus on older adults. The Ministry of Social Security and Labour funds NGO-led intergenerational projects where young people train seniors in ICT skills. These include tailored learning activities, needs assessments, and training material development, supported through initiatives like the Universities of the Third Age, which provide digital literacy training across municipalities.

**Additionally, the Communications Regulatory Authority (RRT) advanced its flagship initiative, ‘No One is Left Behind’, a senior-focused digital literacy campaign under the patronage of the President.** In 2024 alone, 46 training sessions were held for 6 100 participants, including 4 600 seniors, with participation from over 150 public and private partners. These initiatives demonstrate strong outreach and inclusion efforts. However, in the absence of new measures or a comprehensive framework, challenges remain in scaling efforts, especially in tracking long-term impact and integrating digital skills development more closely with labour market strategies.

**2024 recommendation on digital skills:** Continue implementing initiatives to improve digital skills to ensure that no one is left behind.

**In 2024, Lithuania continued the implementation of existing measures but did not take any new measure.** Lithuania maintained its national digital skills programme, launched in late 2022, which targets vulnerable groups such as older adults, people with disabilities, and low-income populations. Key initiatives like Measure SJ-1, the ‘No One is Left Behind’ campaign, and NGO-led

training efforts continued to support digital inclusion. In parallel, Lithuania launched a preparatory analysis for the National Digital Agenda (expected in 2026), which may lead to future policy enhancements.

## *ICT specialists*

**Lithuania is at 5.3% of ICT specialists in total employment (2030 national target: 10%) after a progression of +8.2% in 2024, standing above the EU average of 5.0%.** The country was already at 4.9% in 2023, also higher than the EU's 4.8%. Lithuania's annual growth rate clearly outpaced the EU average (+8.2% vs +4.2%), indicating strong momentum in the expansion of its ICT workforce.

**However, Lithuania's share of female ICT specialists and the provision of ICT training show more mixed results.** In 2023, 20.0% of ICT specialists in Lithuania were women, slightly above the EU's 19.4%. But this share declined to 18.2% in 2024, falling below the EU average of 19.5%. The annual growth rate of -9.0% was significantly lower than the EU's +0.5%, suggesting challenges in retaining or attracting women in ICT careers.

In terms of ICT training, only 13.07% of enterprises with ten or more employees in Lithuania provided such training in 2022, well below the EU average of 22.37%. By 2024, this figure had only marginally increased to 13.24%, still trailing the EU average of 22.29%. Nevertheless, Lithuania's growth rate of +0.6% outpaced the EU's slight decline of -0.2%, indicating some effort to improve in this area.

Overall, while Lithuania performs well in growing its overall ICT workforce, the gender imbalance and limited business investment in ICT training remain key issues to address for inclusive and sustainable digital development.

In term of demand from the labour market, Eurostat experimental statistics based on web scraping show that in Lithuania, the profiles 'software and applications developers and analysts' are the most sought-after, representing 58.3% of online job advertisements for ICT specialists (58.0% at EU level). In addition to this dominant group, 'electronics and telecommunications installers and repairers' are slightly in higher demand in the country than in the EU on average (7.0% vs 6.6%).

**Lithuania still aims at reaching the target of 10% of ICT specialists in employment by 2030.** To address the growing gap between labour market demand and the supply of qualified ICT workers, the roadmap outlines a mix of long- and medium-term measures. These include investments in vocational education (Measure ST-1), the modernisation of educational infrastructure and technical classroom equipment (ST-2), and support for international student retention and foreign talent attraction. In 2024, Lithuania continued the 'Acquisition of Qualifications and Competences' programme under Measure ST-5, which supports unemployed and employed persons in acquiring high-value-added skills, including in digital fields. By January 2025, over 12 800 people had participated, of whom 11 000 in digital training, and more than 8 400 had successfully completed a qualification.

**A major new development was the launch of the Talent Reach 1 programme, implemented by Invest Lithuania, which aims to establish innovative models for recruiting ICT professionals from abroad.** The project includes a tested entry algorithm for targeting foreign labour markets, a teleworking marketing campaign, and the design of public-private talent partnerships to be piloted under Talent Reach 2 in 2025. In parallel, Lithuania introduced practical facilitation tools such as a one-off relocation allowance for employers and foreign ICT recruits, and a legal framework that allows professional experience to be recognised in place of formal qualifications, aligning with and going beyond the Blue Card Directive.

Complementary actions target the diaspora, including the [Diaspora-Friendly Employer Badge](#), grants for diaspora-led professional initiatives, and the Diaspora Youth Traineeships. Those traineeships brought 49 high-achieving participants from global universities to Lithuanian companies in 2024. As of late 2024, [36 companies and organisations across Lithuania had joined the Diaspora-Friendly Employer initiative](#), offering remote interviews, relocation assistance, and integration support to attract Lithuanian professionals from abroad. The planned study-work path pilot will also support international student integration into the Lithuanian labour market through employer matchmaking and mentoring schemes.

**2024 recommendation on ICT specialists:** Continue implementing its efforts to increase the number of ICT specialists.

**Lithuania made some efforts to address the recommendation through new policy actions in 2024.** Lithuania advanced its existing policy mix to grow the ICT workforce, while also launching the Talent Reach 1 project – a new initiative aimed at attracting highly qualified professionals from foreign markets through innovative recruitment models, teleworking campaigns, and pilot tools for labour market integration. The follow-up programme, Talent Reach 2, is planned for 2025.

**No national measure with specific targets, funding, or programming for women in ICT was identified in 2024.** Only an NGO-driven initiative that supports gender inclusion: the '[Women Go Tech](#)' mentoring programme from 2016 to 2021 is mentioned in the roadmap. Further policy action may be needed to bridge this gap.

[Key digital public services and solutions – trusted, user-friendly, and accessible to all](#)

**For digital public services for citizens, Lithuania scored 87.86 in 2024 (2030 national target: 100), after a modest increase of +1.3%, above the EU average of 82.32.** The country is on track according to its national trajectory. The country also outperformed the EU in 2023, with a score of 86.7 compared to the EU's 79.44. However, Lithuania's growth rate in 2024 (+1.3%) was significantly lower than the EU's (3.6%). A similar trend is seen in cross-border digital public services for citizens, where Lithuania scored 80.13 in 2024, higher than the EU average of 71.28. Yet the country experienced a negative growth rate of -3.5%, while the EU improved by +4.3%.

**For digital public services for businesses, Lithuania reached a score of 92.5 in 2024 (2030 national target: 100), after a decline of -3.6%, still well above the EU average of 86.23. The country is on track according to its national trajectory.** In 2023, Lithuania's score was 95.94, again outperforming the EU (85.42). However, the decline in 2024 contrasts with the EU's positive growth of 0.9%. The same pattern can be observed in cross-border digital public services for businesses, where Lithuania scored 85.0 in 2024 (vs 73.76 in the EU), but with a steep drop of -7.5% compared to the EU's +0.9%.

**Regarding access to e-health records, Lithuania maintained a high score of 95.42 in both 2023 and 2024, significantly above the EU's 79.12 and 82.43, respectively. The country is on track according to its national trajectory.** Nevertheless, Lithuania showed no growth in this area, whereas the EU improved by +4.2%.

[e-ID](#)

**In 2023, 66.80% of Lithuanian people have used their eID to access online services for private purpose in the last 12 months, which is above the EU average (41.11%).**

Lithuania offers multiple eID solutions, including a state-issued ID card (EU-notified under the eIDAS Regulation), and private methods like Mobile ID, Smart-ID, and bank logins. However, only the ID card



currently supports cross-border recognition, limiting seamless access to EU e-services. To improve performance, the eID module is being technically separated from the national e-Government portal, enhancing efficiency and security. Lithuania is preparing for the rollout of the European Digital Identity Wallet (EUDI Wallet) and is actively participating in the ATPITUDE large-scale pilot, which will support its implementation. Challenges persist, especially for socially vulnerable groups and users with non-Latin characters in their names, who face issues when authenticating via eIDAS. Improving accessibility and cross-border usability remain key priorities.

## *Digitalisation of public services for citizens and businesses*

**In its roadmap, Lithuania aims at reaching a score of 100 for the digitalisation of public services for citizen and businesses.** Lithuania's national digital services portal continues to see high levels of adoption, with over 70 million visits annually, more than 35 million services requested, and over 200,000 services provided through the platform. These figures reflect strong uptake and usage by both citizens and businesses. Efforts to improve accessibility include the introduction of a mobile application and a new digital services catalogue. While overall engagement is high, challenges remain in reaching specific groups – particularly socially vulnerable populations – who may require targeted awareness and digital skills support to fully benefit from online public services. A new project launched in October 2024 aims to improve citizens' ability to use digital solutions and increase take-up of e-services, with a focus on remote, older, unemployed, and disabled populations. It is implemented by the State Digital Solutions Agency (VSSA) in partnership with 'Langas į ateitį' and the Lithuanian National Library and will run until April 2026.

**Reducing administrative burden is also a policy priority.** Lithuania is investing EUR 17.6 million into a unified public sector data management model to enable interoperable systems and 'only-once' principles. This reform is expected to save 17 000 person-hours per year and EUR 110 million by allowing better data sharing between institutions. The e-Government Portal (epaslaugos.lt) now groups services by life cases, supports electronic signatures, and is being modernised to improve navigation and accessibility.

**On sovereignty and infrastructure, Lithuania has adopted a hybrid cloud model.** Critical state information must be stored in national public data centres, with backups in foreign facilities. Non-critical data can be held in private clouds but must also be mirrored in public infrastructure. This model ensures resilience while supporting flexibility and compliance with EU standards.

## *e-Health*

**In its roadmap, Lithuania aims at reaching a score of 100 for the access to medical records, in line with the 2030 EU target.** With a current high score, this objective appears realistic, with a total budget of 115.59 million dedicated to improving the quality and accessibility of healthcare services and to implement the Digital Health System Development Action Plan for 2023-2027. However, no notable progress was recorded in 2024, suggesting the need for further action. Strengthening the integration of medical imaging, expanding access to mental health and maternal health records, and increasing public awareness of the e-health portal could help accelerate progress.

According to the 2025 Eurobarometer, 81% of Lithuanians think that digital technologies will be important when accessing or receiving healthcare services (e.g., telemedicine, artificial intelligence for diagnosis diseases) during their daily life by 2030.

## *Building a safe and human centric digital environment and preserving our democracy*

**In Lithuania, online participation in political and civic life is rising faster than the EU average.** In 2024, 20.17% of people used the internet to participate in consultation, or for voting or sharing opinions online. This share is around the EU average and trending upward (16.44% in 2022), as of the trend observed at the EU level (17.59% in 2022 and 20.45% in 2024).

Building on this momentum, Lithuania has expanded its use of digital tools to strengthen civic engagement. In 2024, during presidential, EU Parliament, and constitutional referendum elections, the 'Voter's Page' remained a key platform for voters and candidates. A new virtual electoral assistant was launched to provide targeted information throughout the electoral process, with plans to integrate generative AI capabilities. Additionally, electoral commission members were trained using a dedicated digital platform tailored to their roles. These tools enhanced transparency, improved communication with voters, and demonstrated Lithuania's efforts to digitise electoral processes while safeguarding democratic participation.

**In 2024, 43.12% of Lithuanians reported encountering untrue or doubtful content online, below the EU average of 49.25%. Despite this relatively low exposure, only 12.92% of those exposed checked the truthfulness of the content.** Youth aged 16-24 experienced significantly more exposure (60.54%) than adults (45.10%), but both groups showed low verification rates – 21.67% and 13.47%, respectively. Women (45.73%) reported more exposure than men (40.29%), with similarly low fact-checking engagement. In the same year, 30.04% of individuals came across hostile or degrading messages online (EU average: 33.5%), with young people (46.71%) and women (32.81%) more affected than other groups.

**In response, Lithuania has taken initial steps to strengthen resilience.** In May 2024, the Government Office and Debunk.org led a national awareness campaign, reaching nearly 2 000 students from 61 schools through lectures and an interactive exam. The public can also access Debunk.org's 'InfoSkydas' course to improve media literacy. The Communications Regulatory Authority (RRT) plans to grant Debunk trusted flagger status and advises schools and libraries on filtering tools to protect minors. However, Lithuania does not plan to develop a national age verification mechanism, instead awaiting the EU-wide solution under the Digital Identity Wallet. While these initiatives show momentum, further scaling and long-term strategy will be needed to reinforce critical thinking and online safety across all segments of the population.

According to the Digital Decade Eurobarometer 2025, Lithuanians strongly think that the action of the public authorities is urgent to protect children online regarding the negative impact of social media on children's mental health (97% of Lithuanians), cyberbullying and online harassment (97%) and to put in place age assurance mechanisms to restrict age-inappropriate content (95%).



## Leveraging digital transformation for a smart greening

**The green transition is a recognised but still emerging priority in Lithuania's policy agenda.** While several national actions address climate and environmental goals, the integration of digital tools to accelerate this transition remains at an early stage.

**The Lithuanian population recycles a substantial part of its ICT equipment compared to the EU average.** Lithuanian people tend to recycle their laptop and desktop devices (10.03% for laptops and tablets, 13.92% for desktops and 12.78 for mobile phones) more than the EU average (11.31%, 14.66% and 10.93, respectively) but recycle their mobile phones less (7.83%, 10.93% for the EU).

In 2024, 29.86% of people considered energy efficiency important when purchasing ICT devices (EU: 19.35%) and the eco-design of the device was considered important for 18.45%, which is above the EU average (12.04%). However, those two eco-friendly criteria are of less importance to the buyer than the price, the performance, and the design of the ICT device.

**Lithuania's roadmap does not yet outline clear digital-green synergies, but several ongoing and upcoming initiatives signal growing momentum toward a smart and sustainable transition.** The GreenTech Hub, under the Innovation Agency, is expanding its role in supporting cleantech companies working on digital solutions for decarbonisation – such as smart grids, AI-driven infrastructure, IoT-based waste management, and e-mobility tools – by guiding them to test and adopt EDIH services. Under measure VST-3, by mid-2024, 170 contracts were signed with start-ups developing AI, blockchain, and RPA solutions; some of these projects contribute to sustainability goals, for instance through smart housing management or automation in environmental monitoring.

In parallel, a EUR 54.89 million call launched in 2024 supports industrial enterprises in adopting energy-efficient technologies and green production processes, reinforcing the technological backbone of Lithuania's green transition.

While methodologies to quantify the environmental benefits of digital solutions are still under consideration, these developments highlight a gradual shift toward leveraging digital innovation for climate action.

According to the Digital Decade Eurobarometer 2025, only 59% of Lithuanians consider digital technologies important to help fight climate change, while 78% of Lithuanians think that ensuring that digital technologies serve the green transition should be an important action for public authorities.

**2024 recommendation on green and digital:** Lithuania should be more ambitious in synergising the digital and green transitions, focusing on the contribution that digital can bring to sustainability, and also leveraging advanced technologies and scaling up successful initiatives, as well as proposing decarbonisation measures and encouraging initiatives in responsible green technologies. - Develop a coherent approach to twinning the digital and green transitions. First, promote improvements in energy and material efficiency of digital infrastructures, in particular data centres. Second, support the development and deployment of digital solutions that reduce the carbon footprint in other sectors, such as energy, transport, buildings, and agriculture, including the uptake of such solutions by SMEs. - Monitor and quantify the emission reductions of the deployed digital solutions in line with the relevant EU guidance and with the support of the methodology developed by the

# Lithuania

European Green Digital Coalition, in view of future policy development, as well as of attracting relevant financing.

**No information available on measures taken to address the recommendation.**

## Annex I – National roadmap analysis

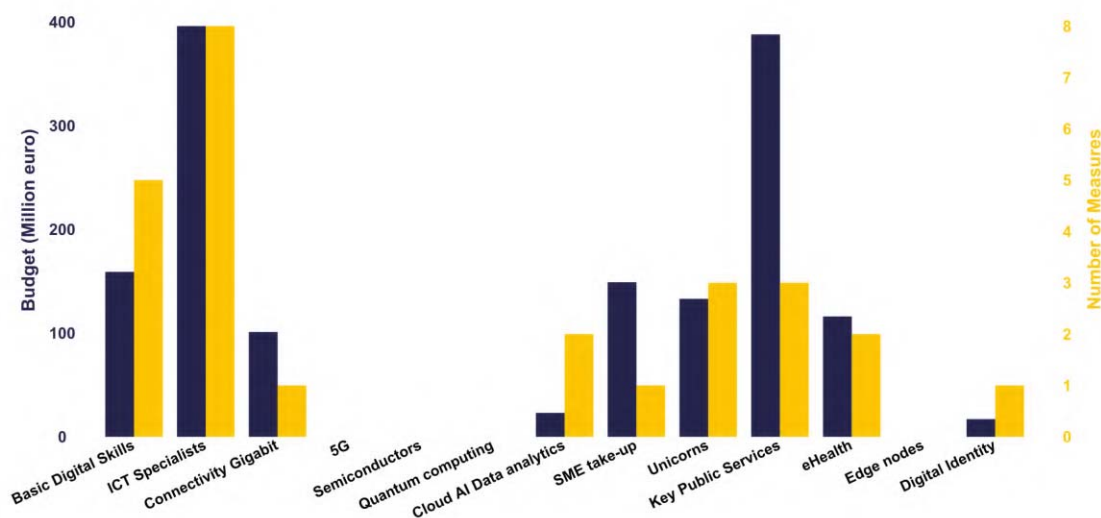
### Lithuania's national Digital Decade strategic roadmap

Lithuania submitted its initial national Digital Decade roadmap on 13 March 2024. At the time, digital policy lacked centralised coordination, with each ministry responsible for its own domain. In response to challenges identified during roadmap preparation and the 2024 country report, the government adopted a resolution in July 2024 to establish a National Digital Agenda for 2026-2040. This new horizontal strategy aims to centralise governance, align funding, and address gaps in areas such as semiconductors and edge nodes. An in-depth analysis is underway in Q1-Q3 2025 to guide the Agenda's development. **National authorities intend to adjust the roadmap at a later stage.**

There is hence **no information available on measures taken to address the following recommendation issued in 2024:**

- TARGETS: (i) Propose a target and develop a trajectory for edge nodes. (ii) Clarify whether the target and trajectory of the 'Ultra-fast broadband coverage' corresponds to FTTP networks only or if it includes other types of VHCN. If so, please formalise and develop a trajectory for the missing technologies. (iii) Align the level of ambition of target for the number of ICT specialists with the EU target.
- MEASURES: (i) Strengthen or better tailor the measures contributing to targets that are the most difficult to achieve especially as regards skills, ICT specialists, take up of AI and big data analytics; (ii) Propose measures in semiconductors, edge nodes and quantum computing; (iii) Review the budget description of all presented measures, ensuring completeness and accuracy; (iv) Review description of measures to provide information on expected impacts; (v) Provide more information on the implementation of digital rights and principles (and Digital Decade general objectives), including what national measures contribute to it.
- CONSULTATION: Provide more details on the consultation of stakeholders.

Measures and budget in national roadmap<sup>7</sup>



A total of 26 measures make up of Lithuania's national strategic roadmap with a budget of EUR 1.5 billion (1.9% of Lithuanian's GDP in 2024).

<sup>7</sup> When referring to national roadmaps, data used in this report are those declared by the Member States in their national roadmaps, on the basis of the Commission's guidance (C(2023) 4025 final). Data might reflect possible variations in reporting practices and methodological choices across Member States. No systematic assessment of the extent to which Member States followed the guidance was carried out.

## Annex II – Factsheet on multi-country projects (MCPs) and funding

### Multi-country projects and best practices

Lithuania is a member of the Alliance for Language Technologies EDIC. Lithuania is also a participating state of the EuroHPC Joint Undertaking (JU) and of the Chips JU.

The country has engaged with the Best Practice Accelerator<sup>8</sup> by its presence to the workshops.

### EU funding for digital policies in Lithuania

Lithuania allocates 23% of its total recovery and resilience plan to digital (EUR 724 million)<sup>9</sup>. In addition, under cohesion policy, EUR 280 million (representing 4% of the country's total cohesion policy funding), is dedicated to advancing Lithuania's digital transformation<sup>10</sup>. According to JRC estimates, EUR 896 million directly contribute to achieving Digital Decade targets (of which EUR 684 million comes from the RRF and EUR 212 million cohesion policy funding)<sup>11</sup>.

Lithuania's RRF and Cohesion Fund allocations prioritise digital public services, with major investments in electronic health records and the development of a national e-health architecture. Funding also supports cloud computing, AI, and data analytics for public administration, alongside basic and advanced digital skills training. Connectivity investments focus on extending VHCN and supporting 5G rollout in underserved areas. While key areas like semiconductors and e-ID remain unfunded, the overall strategy reflects a strong emphasis on digital inclusion and public sector transformation, aligned with the national Digital Decade roadmap.

<sup>8</sup> The Best Practice Accelerator (BPA) is a platform that enables Member States to share successful measures and challenges encountered in their efforts to meet their Digital Decade targets and objectives. Best practices are made available to Member States via the BPA Repository and showcased in regular workshops, currently focused on three thematic clusters: Digital Skills, Green IT, and the Uptake of Digital Technologies.

<sup>9</sup> The share of financial allocations that contribute to digital objectives has been calculated using Annex VII to the Recovery and Resilience Facility Regulation. Last data update: 16 May 2025.

<sup>10</sup> This amount includes all investment specifically aimed at or substantially contributing to digital transformation in the 2021-2027 Cohesion policy programming period. The source funds are the European Regional Development Fund, the Cohesion Fund, the European Social Fund Plus, and the Just Transition Fund.

<sup>11</sup> Joint Research Centre, Nepelski, D. and Torrecillas, J. Mapping EU level funding instruments 2021-2027 to Digital Decade targets – 2025 update, Publications Office of the European Union, Luxembourg, 2025, JRC141966. Last data update: 10 March 2025.

## Annex III – Digital Rights and Principles<sup>12</sup>



**Activity on Digital Rights and Principles** (figure 1)

Lithuania has been relatively active in implementing digital rights and principles, with 45 initiatives overall. No information is available on new initiatives launched in 2024. **Lithuania is most active in the area of Protection and empowerment of children and young people in the digital environment (V).** There is room for improvement, especially with regards to A fair digital environment (III) and A protected, safe and secure digital environment (V) where less activity has been identified.

**Impact of Digital Rights Initiatives** (figure 2)

Quantitative impact indicators, developed by the support study, illustrate the level of implementation of digital rights initiatives on the ground. Based on available data, they estimate the impact of measures implemented by key stakeholders in Lithuania (mainly national government) and how these are perceived by citizens.

The indicators suggest that **Lithuania is most successful in implementing commitments related to Putting people at the centre of the digital transformation (I).** Lithuania should review and strengthen efforts in areas where the impact of digital rights initiatives appears to be limited despite relative activity, notably on Safety, security and empowerment (V).

According to the Special Eurobarometer 'Digital Decade 2025', **52% of citizens in Lithuania think that the EU protects their digital rights well** (a 5% decrease since 2024). This is above the EU average of 44%. Citizens are particularly confident about getting basic and advanced digital education, training and skills and getting easy online access to all key public services in the EU (64%, above the EU average of 60% and 58% respectively). They are most worried that their right to a safe digital environment and content for children and young people is not well protected (45%, below the EU average of 48%).

<sup>12</sup> Based on a study to support the Monitoring of the Implementation of the Declaration on Digital Rights and Principles, available [here](#). For a more detailed country factsheet accompanying the study, click [here](#).